

NORDICID

www.nordicid.com



nordicid**morphic**
QUICKGUIDE

NORDIC ID MORPHIC



KEYS AND PARTS

1. EARPHONE
2. DISPLAY
 - Colour display with touch screen
 - Select, open or drag-and-drop GUI objects
 - Use as a virtual keyboard to input text
3. GREEN KEY
 - By default OK or Enter
4. SCAN KEY
5. TAB / ALT KEY
6. TELEPHONE KEYPAD / FUNCTION KEYS
7. BACKSPACE
8. MICROPHONE
9. CHARGING INDICATOR
10. POWER KEY
 - If needed, press and hold for 5 seconds to perform hardware reset
11. MODE / FUNCTION selection key

Press the Mode/Function key repeatedly to select one of the following keypad modes:

- Function: Numeric keys act as Function keys F1 to F10



- abc: Numeric keys act as lower case letters
 - ABC: Numeric keys act as UPPER CASE letters
 - 123: Numeric keys act as numbers
12. ARROW KEYS
 - Move cursor within an input field or to navigate menus.
 13. RED key
 - By default Cancel or Esc
 14. DOCKING CRADLE
 15. CHARGER CONNECTOR
 16. OPTICAL READER
 - 1D laser scanner or 2D image
 17. LOUDSPEAKER
 - Audible alarms and signals
 18. HANDSTRAP
 19. BATTERY COVER
 20. RFID ANTENNA (OPTIONAL)



RECHARGEABLE BATTERY


BATTERY

ATTACHING THE BATTERY



BATTERY COVER


ATTACHING THE BATTERY COVER



INSTALLING SIM AND MICRO SD CARDS

INSTALLING A SIM CARD

The SIM card holder is inside the battery compartment. First remove the battery to access the SIM card holder.



INSTALLING A MICRO SD CARD

The microSD card holder is inside the battery compartment. First remove the battery to access the microSD card



HANDSTRAP

ATTACHING THE HAND STRAP:



AC ADAPTER

The AC adapter is shipped with three exchangeable adapter plugs for EU, UK, US and China .

Suitable adapter plug has to be attached onto the AC adapter before first use:

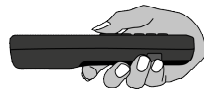
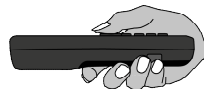
1. Place the exchangeable adapter plug to the open end of its attachment slot on the power switching unit.



2. Slide the adapter plug along the grooves of the slot.
3. Press the adapter plug until it is firmly locked to its place by the locking clip.



SCANNING DIRECTION



CHARGING

CHARGING THE NORDIC ID MORPHIC DIRECT WITH THE POWER SUPPLY



ORANGE:
Battery is more than 80% charged but still being charged at low current



RED:
Battery is being charged



GREEN:
Battery is fully charged

CHARGING THE SPARE BATTERY AND DOCKED NORDIC ID MORPHIC



RED: Spare battery is being charged.

GREEN: Spare battery is fully charged.



CONNECTING THE POWER SUPPLY TO THE CRADLE




DOCKING YOUR NORDIC ID MORPHIC



PLACING THE BATTERY TO THE CHARGING SLOT



LAN AND USB CONNECTIVITY



1. Mini-B (Mini USB)
2. RJ-45 (LAN)
3. Power supply

USB INTERFACE

- Full-speed (12Mbit/s)
- Low-speed (1.5Mbit/s)
- USB socket for Mini-B (Mini USB) plug.

The cradle can be connected e.g. to PC by means of the USB cable with the Mini-B connector at the other end.

LAN INTERFACE

- Ethernet 10/100BASE-TX
- LAN socket for RJ-45 plug

The LAN and USB connections can be used simultaneously. Both connections are plug-and-play. Your Nordic ID Morphic LAN interface is set on factory default settings, and the LAN into which you have plugged the cradle provides DHCP service.

CARE AND MAINTENANCE

Your Nordic ID Morphic contains delicate electronic parts. Therefore it is vulnerable to environmental factors such as dirt, extreme temperatures, humidity and mechanical stress. Treat your Nordic ID Morphic with care. The following hints help you to preserve your device's functionality and longevity.

CLEANING

- The device can be wiped clean with a damp, non-abrasive, clean, lint-free cloth.
- Do not use harsh chemicals, strong detergents, or abrasive cleaners to clean the device.

HANDLING

- Avoid dropping the Nordic ID Morphic, or bumping it against other objects. Hard impacts can damage the device. Note that damages caused by careless handling are not covered by the warranty.
- The touch sensitive colour display, i.e. the touch screen, is vulnerable to mechanical stress. Do not use sharp objects or excess force on the touch screen.
- Avoid storing the Nordic ID Morphic in dusty or dirty or extremely humid, cold or hot conditions. Harsh environmental factors can shorten the life of electronic components, damage batteries and warp or fracture plastics or other mechanical parts.

- When the Nordic ID Morphic is moved from a cold environment to a warm environment, condensation may lead to a short circuit inside the device. It is advisable to allow the device to acclimatise for several hours, after being brought in from the cold, before powering up.
- Try to keep your Nordic ID Morphic dry. Wipe spilled liquids immediately with a dry, non-abrasive, clean, lint-free cloth. If moisture gets inside your Nordic ID Morphic because of condensation or spillage, open the battery cover and remove the battery. You may power up the device again once it has dried. Do not open the device case. Opening the case voids the warranty.
- Before using the device, the batteries must be fully charged. Charging takes approx. 8 hours.
- The surface of the touch screen is vulnerable to damage. Do not use a sharp object or press hard on the surface with the stylus

CRADLE

The Nordic ID Morphic docking cradle includes electronics for charging battery, and for emitting and picking up USB and Ethernet signals. Therefore the cradle is vulnerable especially to high and low temperatures, splashed liquids, and rough treatment. The following hints help preserving the docking cradle's health and longevity.

Do not use the power supply for any other purposes than for charging the rechargeable batteries on the Nordic ID Morphic device or on the battery charger slot of the cradle.

SAFETY PRECAUTIONS

LASER



Nordic ID Morphic mobile computers, equipped with 1D laser scanner, are classified as Class 2 Laser products having 1mW power and 650nm wavelength. The laser scanner uses a low power, visible laser diode. As with any very bright light source, such as the sun, the user should avoid staring directly into the light beam. Momentary exposure to a Class 2 laser is not known to be harmful.

The NORDIC ID Morphic fulfils the regulatory requirements as follows:
Complies with 21CFR1040.10 and 1040.11 except for deviations pursuant to Laser Notice No. 50, dated June 24, 2007. IEC/EN 60825-1:2007

BATTERY

用错误型号电池更换，会有爆炸的危险，务必按照说明处置用完的电池

Use only the following Varta EasyPack Rechargeable Li-Polymer 3,7V battery models being intended for your Nordic ID Morphic:

EZPack XL (2260 mAh / 8,4Wh)

EZPack L (1130 mAh / 4,2 Wh)

Note! Using some other battery type or model for powering your Nordic ID Morphic than those mentioned above may cause a battery explosion.

Do not disassemble the battery.

Do not short circuit the battery's electrical contacts.

Do not expose the battery to direct sunlight or other heat sources.

Dispose the battery in ecologically sound manner and according to local laws and regulations.

AC ADAPTER

- Use only AC adapters approved by Nordic ID. This device is intended for use with Nordic Power S024EM0520300 AC adapter.
- Do not use the AC adapter for any other purposes than for charging the Nordic ID Morphic rechargeable batteries.
- Check the mains voltage against those specified in the AC adapter before plugging to mains socket.
- Use the AC adapter indoors at normal room temperatures.

MEDICAL DEVICES

To avoid potential interference from Nordic ID Morphic it shall be operated (, and kept) a minimum of 20 centimetres (8 inches) from a medical device such as a pacemaker, hearing aid, or cardioverter-defibrillator, in every situation.

POTENTIALLY EXPLOSIVE ENVIRONMENTS

Switch off your device when in area with potentially explosive atmosphere. Sparks in such areas could cause fire or an explosion. Potentially explosive environment include areas where the air contains chemicals or particles such as dust or other powders. Potentially explosive areas are often, but not necessarily always, clearly marked. Obey all signs and instructions.

DANSK	LASERLYF! SE IKKE IND I STRÅLEN! KLASSE 2 LASER!
DEUTSCH	LASERSTRAHLEN! NICHT DIRECT IN DEN LASERSTRAHL SCHAUEN! LASER PRODUKT DER KLASSE 2!
ENGLISH	LASER LIGHT! DO NOT STARE INTO BEAM! CLASS 2 LASER!
ESPAÑOL	LUZ LASER! NO MIRE FIJAMENTE EL HAZ! PRODUCTO LASER DE LA CLASE 2!
FRANCAIS	LUMIERE LASER! NE PAS REGARDER LE RAYON FIXEMENT! PRODUIT LASER DE CLASSE 2!
ITALIANO	LUCE LASER! NON FISSARE IL RAGGIO PRODOTTO!
NEDERLANDS	LASERLICHT! NIET IN STRAAL STAREN! KLASSE-2 LASER!
NORSK	LASERLYS! IKKE STIRRINN I LYSSTRÅLEN! LASER, KLASSE 2!
PORTUGUÊS	LUZ DE LASER! NÃO FIXAR O RAIOS LUMINOSOS! PRODUTO LASER DA CLASSE 2!
SUOMI	VARO LASERSÄDETTÄ! ÄLÄ SUUNTA SÄDETTÄ SILMIIN! LASER, LUOKKA 2!
SVENSKA	VARNING LASERSTÄLNING! STIRRA EJ IN I STRÅLEN! KLASS 2 LASER!

PRECAUTIONS D'UTILISATION

LASER



Les ordinateurs mobiles Nordic ID Morphic, équipés avec un scanner laser 1D, sont classifiés comme produit de classe 2 Laser ayant 1mW de puissance et 650nm de longueur d'ondes. Le scanner laser utilise une faible puissance, une diode laser visible. Comme toute source lumineuse, comme le soleil, l'utilisateur doit éviter de regarder directement le rayon laser. Une exposition momentanée à un produit laser de Classe 2 n'est pas reconnue comme dangereuse.

Le NORDIC ID Morphic répond aux exigences réglementaires suivantes : Est conforme avec 21CFR1040.10 et 1040.11 excepté pour les déviations conformément à la notice Laser No 50, datant du 24 Juin 2007, IEC/EN 60825-1 :2007

BATTERIE

Veillez utiliser la batterie Varta EasyPack rechargeable Li-Polymer 3,7V, étant le modèle destiné pour votre Morphic. EZPack XL (2260 mAh / 8,4Wh). EZPack L (1130 mAh / 4,2 Wh).

Note: Utiliser d'autres type/modèle de batteries pour la mise sous tension du Morphic que ceux mentionnés ci-dessus peut provoquer l'explosion de la batterie.

Ne pas démonter la batterie.

Ne pas court-circuiter les connecteurs électriques de la batterie.

Ne pas exposer la batterie directement au soleil, ou à toutes autres sources de chaleur.

Veillez jeter la batterie selon les normes écologiques en accord avec les autorités locales et les lois et réglementations en vigueur.

ADAPTATEUR AC

- Veuillez utiliser l'adaptateur AC approuvé par Nordic ID. Cet appareil est destiné pour l'utilisation avec le Nordic ID Power S024EM0520300 adaptateur AC.
- Ne pas utiliser l'adaptateur AC pour tout autre usage que pour rechargé les batteries rechargeable du Nordic ID Morphic.
- Vérifier toujours le voltage avec celui spécifié sur l'adaptateur AC avant de brancher ce dernier.
- Veuillez utiliser l'adaptateur AC en intérieur à température ambiante.

APAREIL MEDICAUX

Pour éviter toutes interférences du Nordic ID Morphic, celui-ci doit être utilisé (et conservé) à un minimum de 20 centimètres (8 pouces) d'un appareil médical tel qu'un pacemaker, un appareil d'aide auditif ou d'un défibrillateur à synchronisation automatique en toutes situations.

ENVIRONNEMENTS POTENTIELLEMENT EXPLOSIFS

Eteignez votre appareil lorsque vous vous trouvez dans une zone potentiellement sujette à des explosions. Des étincelles dans de telles zones peuvent provoquer un incendie ou une explosion. Les zones considérées comme potentiellement explosive incluent les zones où l'air contient des produits chimiques ou des particules, poussières ou tout autres types de poudres. Les zones potentiellement sujettes à explosion sont souvent, mais pas nécessairement toujours, clairement indiquées. Veuillez obéir strictement aux signes et instructions.

COMPLIANCE STATEMENTS

Depending on the markings in the device label the product is compliant for the following statements.

CE Compliance Statement



Hereby, Nordic ID Oy declares that this Nordic ID Morphic product is in compliance with the essential requirements and other relevant provisions of Directive 1999/5/EC

Dansk Undertegnede Nordic ID Oy erklærer herved, at følgende udstyr Nordic ID Morphic overholder de væsentlige krav og øvrige relevante krav i direktiv 1999/5/EF.

Deutsch Hiermit erklärt Nordic ID Oy, dass sich das Gerät Nordic ID Morphic in Übereinstimmung mit den grundlegenden Anforderungen und den übrigen einschlägigen Bestimmungen der Richtlinie 1999/5/EG befindet.

Español Por medio de la presente Nordic ID Oy declara que el Nordic ID Morphic cumple con los requisitos esenciales y cualesquiera otras disposiciones aplicables o exigibles de la Directiva 1999/5/CE.

Ελληνική ΜΕ ΤΗΝ ΠΑΡΟΥΣΑ Nordic ID Oy ΔΗΛΩΝΕΙ ΟΤΙ Nordic ID Morphic ΣΥΜΜΟΡΦΩΝΕΤΑΙ ΠΡΟΣ ΤΙΣ ΟΥΣΙΩΔΕΙΣ ΑΠΑΙΤΗΣΕΙΣ ΚΑΙ ΤΙΣ ΛΟΙΠΕΣ ΣΧΕΤΙΚΕΣ ΔΙΑΤΑΞΕΙΣ ΤΗΣ ΟΔΗΓΙΑΣ 1999/5/ΕΚ.

Français Par la présente Nordic ID Oy déclare que l'appareil Nordic ID Morphic est conforme aux exigences essentielles et aux autres dispositions pertinentes de la directive 1999/5/CE.

Italiano Con la presente Nordic ID Oy dichiara che questo Nordic ID Morphic è conforme ai requisiti essenziali ed alle altre

disposizioni pertinenti stabilite dalla direttiva 1999/5/CE.

Nederlands Hierbij verklaart Nordic ID Oy dat het toestel Nordic ID Morphic in overeenstemming is met de essentiële eisen en de andere relevante bepalingen van richtlijn 1999/5/EG.

Norsk Nordic ID Morphic er i samsvar med de grunnleggende krav og andre relevante bestemmelser i EU-direktiv 1999/5/EF.

Português Nordic ID Oy declara que este Nordic ID Morphic está conforme com os requisitos essenciais e outras disposições da Directiva 1999/5/CE.

Suomi Nordic ID Oy vakuuttaa täten että Nordic ID Morphic tyyppin laite on direktiivin 1999/5/EY oleellisten vaatimusten ja sitä koskevien direktiivin muiden ehtojen mukainen.

Svenska Härmed intygar Nordic ID Oy att denna Nordic ID Morphic står i överensstämmelse med de väsentliga egenskapskrav och övriga relevanta bestämmelser som framgår av direktiv 1999/5/EG.

NATIONAL RESTRICTIONS IN THE EUROPEAN UNION

When the Nordic ID Morphic device incorporates an optional 2.4 GHz wideband transmission system (transceiver), it imposes some restrictions on the use of its 2.4 GHz WLAN connectivity in France, Italy, and Latvia where restrictive use applies to 2.4 GHz band.

In Italy the end-user should apply for a license at the national spectrum authorities in order to obtain authorization to use the outdoor WLAN set-ups and/or for supplying public WLAN access to telecommunications and/or network services.

The outdoor WLAN set-ups may not be used in France and in some areas the RF output power may be limited to 10 mW EIRP in the frequency range of 2454 – 2483.5 MHz. For detailed information the end-user should contact the national spectrum authority in France.

In Latvia the outdoor usage of the 2.4 GHz band requires an authorization from the Electronic Communications Office.

France Pour la bande 2,4 GHz, la puissance est limitée à 10 mW en p.i.r.e. pour les équipements utilisés en extérieur dans la bande 2454 - 2483,5 MHz. Il n'y a pas de restrictions pour des utilisations dans d'autres parties de la bande 2,4 GHz. Consultez <http://www.arcep.fr/> pour de plus amples détails.

Italy Questo prodotto è conforme alla specifiche di Interfaccia Radio Nazionali e rispetta il Piano Nazionale di ripartizione delle frequenze in Italia. Se non viene installato all'interno del proprio fondo, l'utilizzo di prodotti Wireless LAN richiede una "Autorizzazione Generale". Consultare <http://www.comunicazioni.it/it/> per maggiori dettagli.

Latvia 2,4 GHz frekveču joslas izmantošanai ārpus telpām nepieciešama atļauja no Elektronisko sakaru direkcijas. Vairāk informācijas: <http://www.esd.lv>.

FCC Compliance Statement



This hand-held device complies with part 15 of the FCC Rules. Operation is subject to the following two conditions: (1) This device may not cause harmful interference, and (2) this device must accept any interference received, including interference that may cause undesired operation.

Changes or modifications not expressly approved by the party responsible for compliance could void the user's authority to operate the hand-held equipment.

FCC Compliance Notice

NOTE: This equipment has been tested and found to comply with the limits for a Class B digital device, pursuant to part 15 of the FCC Rules. These limits are designed to provide reasonable protection against harmful interference in a residential installation. This equipment generates, uses, and can radiate radio frequency energy and, if not installed and used in accordance with the instructions, may cause harmful interference to radio communications. However, there is no guarantee that interference will not occur in a particular installation. If this equipment does cause harmful interference to radio or television reception, which can be determined by turning the equipment off and on, the user is encouraged to try to correct the interference by one or more of the following measures:

Reorient or relocate the receiving antenna.
Increase the separation between the equipment and receiver.
Connect the equipment into an outlet on a circuit different from that to which the receiver is connected.
Consult the dealer or an experienced radio/TV technician for help.

IC Compliance Statement

This hand-held device complies with Canadian radio regulation.

Operation is subject to the following two conditions: (1) This device may not cause harmful interference, and (2) this device must accept any interference received, including interference that may cause undesired operation.

Changes or modifications not expressly approved by the party responsible for compliance could void the user's authority to operate the hand-held equipment.


To prevent radio interference to the licensed service, this device is intended to be operated indoors and away from windows to provide maximum shielding. Equipment that is used outdoors is subject to licensing.

RF exposure statement

This equipment complies with EU, FCC and IC's RF radiation exposure limits set forth for an uncontrolled environment under the following conditions:

1. This equipment should be installed and operated such that a minimum separation distance of 20cm is maintained between the antenna and user's/nearby person's body at all times.
2. This equipment must not be co-located or operating in conjunction with any other antenna or transmitter.

THE PICTURE SHOWS THE SAFE WAY TO HANDLE THE DEVICE.



Radio modules

The device contains an approved radio module.

This module is identified below.

Module: SDC-SSD30AG

FCC ID: TWG-SDCSSD30AG

IC ID: 6616A-SDCSSD30AG

ETL listed



Intertek

123456

CONFORMS TO UL STD 60950-1
CERTIFIED TO CAN/CSA STD C22.2 NO.
60950-1

**В РОССИИ
ГОСТ Р**



Терминал ручной Nordic ID Morphic удостоверяется сертификатом соответствия ГОСТ Р № РОСС FI. AE68. В13015, срок действия с 09.02.2009 до 08.02.2012, выдан органом по сертификации продукции РОСС RU.001.11AE68 ООО «КОРПОРАЦИЯ СТАНДАРТ».

В соответствии с протоколом № 8-МРД-119, выданным 24 декабря 2008 г. испытательной лабораторией ИИП ЭМС ФГУП РЧЦ ЦФО, Nordic ID Morphic отвечает требованиям решения ГКРЧ №07-20-03-001 от 7 мая 2007 г.

Терминал ручной «Nordic ID Morphic» относится к РЭС малого радиуса действия, использование которых разрешается только в пределах зданий, сооружений, закрытых промышленных и складских площадок. Срок действия настоящего решения ГКРЧ до 01.05.2017 г.

В соответствии с п.16 извлечения из списка устройств, для которых обязательна регистрация, Постановлением Правительства РФ от 25 июля 2007 г. N 476 регистрация Nordic ID Morphic не требуется.

END USER LICENSE AGREEMENT

IMPORTANT – READ CAREFULLY THIS END USER LICENSE AGREEMENT (“Licence Terms”) BEFORE INSTALLING OR USING THE SOFTWARE.

By using the Device on which Software is installed, You agree to be bound by the terms of the Licence Terms, including the warranty disclaimers and limitations of liability provisions below. If You do not agree to the Licence Terms, You may not use the Device or install the Software. Instead, promptly contact the reseller You purchased the Device from for instructions on return of unused Device(s) for a refund. ANY INSTALLATION OR USE OF THE SOFTWARE OR THE DEVICE ON WHICH SOFTWARE IS INSTALLED INDICATES YOUR AGREEMENT TO BE BOUND BY THE CONDITIONS OF THE LICENCE TERMS (OR RATIFICATION OF ANY PREVIOUS CONSENT).

DEFINITIONS

“Device” means the Nordic ID equipment You acquired from Nordic ID or one of its resellers and on which the Software was pre-installed or onto which it is to be installed.

“Software” means the computer program(s) licensed and installed on the Device and/or any Revisions thereto. Software may include computer programs made by Nordic ID as well as operating systems and application programs by third party licensors or other software suppliers. The Software includes any disks or media on which it is recorded and any Documentation.

“Documentation” means the materials accompanying the Software which describe its functions and how to install and use the Software.

“Revision” means any correction, modification, update, enhancement, or new version of the Software or Documentation whether printed or in electronic format (including but not limited to on-line documentation).

“You” or “Your” refers to the end user licensed to use the Software under this EULA.

“Nordic ID” means Nordic ID Oy, a company incorporated in Salo, Finland
PROPRIETARY RIGHTS AND LICENSE

You agree that the Software constitute trade secrets and/or copyrighted material of Nordic ID, its licensors, or other software suppliers. All rights, title and interest in and to the Software (including, without limitation, any images, photographs, animations, video, audio, music, text, and applets incorporated into the Software, the accompanying media and printed materials), and any copies of the Software are owned by Nordic ID, its licensors or other software suppliers. You acknowledge and agree that nothing in this EULA gives You any right, title or interest in and to the Software except the limited rights expressly granted herein. You agree to maintain and reproduce all copyright and other proprietary notices of Software.

Nordic ID hereby grants You a license to use the Software subject to the following terms and conditions:

Unless expressly provided in the Documentation, You may use the Software only as embedded in, for execution on, or (where the applicable Documentation permits installation on non-Nordic ID equipment) for communication with Device. You have no right to use Revisions unless You, at the time of acquiring such Revision hold a valid license to the original Software and have paid the applicable license fees (if any)

The Software is licensed, not sold. Nordic ID hereby grants You a non-exclusive, terminable, limited license to use the Software on the Device(s) for Your own internal business purposes subject to payment of applicable license fees (if required). No other right or license is granted or implied. You agree not to modify copy, distribute or otherwise disclose the Software without the prior written consent of Nordic ID. You further agree not to reverse engineer, disassemble, or de-compile the Software, except and only to the extent that such activity is expressly permitted by applicable law notwithstanding this limitation. This license shall terminate when You no longer own or You cease to use the Device(s) on which You are licensed to use the Software. Your rights to the Software do not include any license, right, power or authority to subject the Software in whole or in part to any of the terms of an Excluded License. “Excluded License” means any license that requires as a condition

of use, modification and/or distribution of Software subject to Excluded License, that such Software of other software combined or distributed with such software be a) disclosed or distributed in source code form; b) licensed for the purpose of making derivative works; or c) redistributable at no charge

You may not sell, lease, rent, assign, sublicense or transfer the Software except that You may transfer all of Your rights under this EULA as part of a sale or transfer of the Device(s). Such a sale or transfer may only be made if You retain no copies of the Software, You transfer all of the Software (including any media, archival copies, Revisions and Documentation) and the recipient agrees to abide by the terms of this EULA. A Revision may not be transferred unless You transfer all prior versions of the Software. In the event of any such transfer, You shall remain liable and responsible to Nordic ID for the performance of all of Your duties and obligations under this EULA.

You agree to grant Nordic ID and its independent accountants the right to examine Your books, accounts and records to verify compliance with this EULA. In the event such an audit reveals non-compliance, You shall promptly sustain compliance and pay Nordic ID the applicable license fees (if any)

DISCLAIMER OF WARRANTY AND LIMITATION OF LIABILITY

The software is not fault tolerant and is not designed, manufactured or intended for any use requiring fail-safe performance in which the failure of Software could lead to death, serious personal injury, severe physical or environmental damage ("High Risk Activities"). This includes the operation of aircraft, aircraft navigation or communication systems, direct life support machines or weapons systems or nuclear facilities. Use of Device in High Risk Activities is not licensed. The Software is not warranted to be compatible with all applications or environments. Contact the reseller You purchased the Device for information about hardware and/or software compatibility.

NO WARRANTIES FOR THE SOFTWARE. THE SOFTWARE IS PROVIDED AS IS AND WITH ALL FAULTS. NORDIC ID, ITS LICENSORS AND OTHER SOFTWARE

SUPPLIERS DISCLAIM ANY AND ALL PROMISES, REPRESENTATIONS, AND WARRANTIES WITH RESPECT TO THE SOFTWARE, INCLUDING ITS CONDITION, ITS CONFORMITY TO ANY REPRESENTATION OR DESCRIPTION, THE EXISTENCE OF ANY LATENT OR PATENT DEFECTS, ANY NEGLIGENCE AND ITS MERCHANTABILITY OR FITNESS FOR A PARTICULAR USE OR NON-INFRINGEMENT. THE ENTIRE RISK WITH RESPECT TO THE SOFTWARE IS WITH YOU. IF YOU HAVE RECEIVED ANY WARRANTIES REGARDING THE SOFTWARE, THOSE WARRANTIES DO NOT ORIGINATE FROM, AND ARE NOT BINDING ON, NORDIC ID, ITS LICENSORS OR ITS SOFTWARE SUPPLIERS.

EXCEPT AS PROHIBITED BY LAW, NEITHER NORDIC ID NOR ANY OF ITS SOFTWARE SUPPLIERS SHALL HAVE ANY LIABILITY FOR ANY DIRECT, INDIRECT, SPECIAL, CONSEQUENTIAL OR INCIDENTAL DAMAGES ARISING FROM OR IN CONNECTION WITH THE USE OR PERFORMANCE OF THE SOFTWARE. THIS LIMITATION SHALL APPLY EVEN IF ANY REMEDY FAILS OF ITS ESSENTIAL PURPOSE. IN NO EVENT SHALL NORDIC ID OR NORDIC ID'S SOFTWARE SUPPLIERS BE LIABLE FOR ANY AMOUNT IN EXCESS OF THE INITIAL LICENSE FEE NORDIC ID RECEIVED FROM YOU FOR THE NORDIC ID DEVICE IN THE CASE OF NORDIC ID OR U.S. TWO HUNDRED AND FIFTY DOLLARS (U.S. \$250.00) IN THE CASE OF NORDIC ID'S LICENSORS OR SOFTWARE SUPPLIERS.

TERMINATION

Nordic ID, its licensors and its software suppliers reserve the right to terminate this EULA if You violate any term or condition of this EULA. If You assert any claims against Nordic ID, its licensors or software suppliers over patents that You think might apply to Software (including a cross-claim or counterclaim in a lawsuit) Your license to the Software ends automatically.

In the event of termination, You must stop using the Software and You shall immediately return to Nordic ID, all Software and any copies thereof and related Documentation and certify to Nordic ID that You have done so. The

provisions of this paragraph of this EULA and any other material provisions of this EULA shall survive any termination of this EULA.

GENERAL PROVISIONS

You agree that You will not export or import any portion of the Software to any country that is not party to either: (i) The Berne Convention of 1989, (ii) The Universal Copyright Convention, (iii) The Buenos Aires Convention, or (iv) a treaty with the United States of America (U.S.A.) which allows for the recognition of the property rights claimed by Nordic ID or its licensors and other software suppliers in the Software. Further the Devices are subject to United States and European Union export laws and regulations. You agree to comply with all domestic and international export laws and regulations that apply to the Devices. These laws include restrictions on destinations, end users and end use. U.S. Government Restricted Rights. If the Device or the Software is acquired under the terms of a U.S. Government contract, use, duplication, and disclosure are subject to the terms of this license and the restrictions contained in the Rights in Technical Data and Computer Software clause at 252.227-7013 (DOD contracts); and subdivisions (a) through (d) of 52.227-19 as applicable.

This EULA shall be governed by and construed under the laws of Finland. Any dispute arising out of this EULA shall be finally settled in arbitration by a sole arbitrator in accordance with the Arbitration Rules of the Central Chamber of Commerce, in Turkey, Finland and in English language. However Nordic ID shall be entitled to seek injunctive relief in a competent court. Nordic ID may assign this EULA without the consent of You. If any portion hereof is found to be void or enforceable, the remaining portions of this Agreement shall remain in full force and effect. Except as expressly provided herein, this Agreement constitutes the entire agreement with respect to the license of Software and supersedes any conflicting or additional terms.

© Nordic ID Oy, 4/2011



REPAIR

This device has a two year limited warranty.

Nordic ID provides repair services for its products during and after their warranty period. Together with its full support and primary support partners Nordic ID serves customers throughout Europe. The full support centers handle both warranty and non-warranty repair services on behalf of Nordic ID in the countries they are located in. In addition Nordic ID has a growing network of primary support partners, who offer the first line of support to their local customers.

Contact details of all repair centers can be found at www.nordicid.com

For any enquiries about Nordic ID repair services please contact:
service@nordicid.com or +358 2 727 7790

NORDIC ID

Myllyjankatu 2 A
24100 SALO, FINLAND
tel. +358 2 727 7700
fax +358 2 727 7720
www.nordicid.com

SUPPORT

<https://support.nordicid.com/extranet/>

HEADQUARTERS
support@nordicid.com
phone: +358 2 7277 790

UK & NORTHERN IRELAND
technicalsupport@nordicid.co.uk
phone: 0870 062 7601

GERMAN SPEAKING COUNTRIES
support@nordicid.de
phone: 05221 34222 0

