


19 TEST SETUP PHOTOGRAPHS




Picture 1: Conducted RF measurement test setup




Picture 2: Radiated emission test setup 150 kHz – 30 MHz




Picture 3: Radiated emission test setup 30 MHz – 1 GHz



Picture 4: Radiated emission test setup 1 GHz – 16 GHz




Picture 5: Radiated emission test setup 16 GHz – 26 GHz.



Picture 6: Eut position 1



Picture 7: Eut position 2



Picture 8: Eut position 3