


VLS-410 Technical Specifications	
Processor	PXA255, 400 Mhz
OS	WinCE.NET
Runtime Memory (SDRAM)	128Mbyte
Storage Memory (Flash)	64Mbyte
Battery Life	>10 hrs
Hardware Interface Ports	2 serial, USB Client
Weight	22 ounces with battery
Batch Mode (buffered results)	Yes
Radio Support	WIFI 802.11b; Symbol 802.11
TTS (Text-to-Speech) Engine	Cepstral, higher quality male voice
Internal Card Support	PCMCIA/CF, SD

Caution! Changes and modifications not expressly approved by Voxware, Inc. could void the user's authority to operate the equipment. This product must be professionally installed.




Power LED Status
Green light will blink slowly (once every 3 seconds) during a software upgrade
Green light will blink normal (once a second) once the browser is started.
Green light will remain solid for 30 seconds or so when unit is booted up.
Red light will blink fast if the unit has an error during the system install.
No lights are normal when the unit runs out of battery or suspends.
Alternate Red and Green blinking lights (once a second) is normal when the unit is out of range.

Approved Accessories

The accessories listed below are approved for use with the VLS-410 and the use of any other accessories is prohibited.

Metrologic Bar Code Scanner Model # IS 4220

Available with Voxware compatible cable from Accucode +1-303-639-6111




VLS Pouch

Available from Voxware



VLS Headset

Available from Voxware



Battery Change Procedures

1. **Press & release** the **SUSPEND/RESUME** button.
2. **WAIT** for the **power light to go out** (approximately 1.5 seconds).
3. **Press** the **battery release button** and lift out the battery pack.
4. **Take a fully charged battery pack** from the battery charger.
5. **Press down firmly on the battery pack** until you hear a small click.

NOTE: After suspending the device and removing the battery, if a new battery is not inserted within 7 minutes then the unit will **RESET** when the battery is inserted.

Suspending the Unit

To SUSPEND the unit do the following:

1. **Press & release** the **SUSPEND/RESUME** button. *The power light will go out in 1.5 seconds.*

Warning! Holding down the **SUSPEND/RESUME** button for more than **8 seconds** will **RESET** the VLS-410 device.

To RESUME the unit (after suspending it) just **press & release** the **SUSPEND/RESUME** button again.

Notes:

The VLS-410 unit will automatically go into **Suspend** mode when the battery charge is below 5%. In this instance, the battery will remain in Suspend mode for up to 2 days, if not removed sooner.

VLS-410 Software Update Messages

On occasion your device will need to be updated with new software/files. When this occurs you will hear one of the following messages:

Message	Software Type
Installing new application version	Application
Updating Browser files	Browser
Updating Shell files	Shell
Installing new system version	System Build
Updating TTS files	TTS

Resetting the Unit

Method 1:

1. **Remove the battery** (while the unit is On).
2. Wait for the power light to go out.
3. Put the battery back on again.

Method 2:

1. **Press for more than 8 seconds** the **SUSPEND/RESUME** button.

Method 3: Cold Hardware Reset.

1. **Press & release** the **SUSPEND/RESUME** button.
2. Wait for the power light to go out.
3. Press the **RESET** button. A *cold hardware reset of the unit is performed.*

Warning! Pressing the **RESET** button when the unit is **ON** may cause a loss of data.

Regulatory Information

This equipment is within SAR (specific absorption rate) limits for a portable device in contact with the body. The maximum SAR measurement in Voxware's supplied pouch is 0.484 W/kg Body.

Industry Canada: This device has been designed to operate with an antenna having a maximum gain of 0 dB. An antenna having a higher gain is strictly prohibited per regulations of Industry Canada. The required antenna impedance is 50 Ohms. To reduce potential interference to other users, the antenna type and its gain should be so chosen so that the equivalent isotropically radiated power (EIRP) is not more than that required for successful communication.

VLS-410
with
Symbol Spectrum24 500



**Tech Specs
&
Usage
Procedures**

9/29/04