

## 10.PHOTOGRAPHS

### 10.1.Photos of Conducted Emission Measurement



FRONT VIEW OF CONDUCTED MEASUREMENT



BACK VIEW OF CONDUCTED MEASUREMENT


PARTNER NOTEBOOK PC & CONTROLLER




VIEW OF CONDUCTED MEASUREMENT

## 10.2. Photos of Radiated Measurement at Semi-Anechoic Chamber

### 10.2.1. Frequency Range: 30MHz to 1GHz




FRONT VIEW OF RADIATED MEASUREMENT



BACK VIEW OF RADIATED MEASUREMENT



10.2.2. Frequency Range: Above 1GHz



FRONT VIEW OF RADIATED MEASUREMENT




BACK VIEW OF RADIATED MEASUREMENT

PARTNER NOTEBOOK PC & CONTROLLER



VIEW OF RADIATED MEASUREMENT

10.3. Photo of Measurement for Section 4• 6 ~ 8



10.4. Photo of Measurement for Section 5

