

9.5.2. 802.11n HT20 MODE IN THE 5.2 GHz BAND (FCC+IC)

2TX CHAIN 0 + CHAIN 1 CDD MODE

Test Engineer:	85502, 84740
Test Date:	2024/02/12

Bandwidth and Antenna Gain

Channel	Frequency (MHz)	Min 99% BW (MHz)	Directional Gain for Power (dBi)	Directional Gain for PSD (dBi)
Low	5180	17.8090	3.20	6.10
Mid	5200	17.8500	3.20	6.10
High	5240	17.8210	3.20	6.10

Limits

Channel	Frequency (MHz)	FCC Power Limit (dBm)	ISED EIRP Limit (dBm)	Max ISED Power (dBm)	Power Limit (dBm)	FCC PSD Limit (dBm/1MHz)	ISED eirp PSD Limit (dBm/1MHz)	PSD Limit (dBm/1MHz)
Low	5180	24.00	22.51	19.31	19.31	10.90	10.00	3.90
Mid	5200	24.00	22.52	19.32	19.32	10.90	10.00	3.90
High	5240	24.00	22.51	19.31	19.31	10.90	10.00	3.90

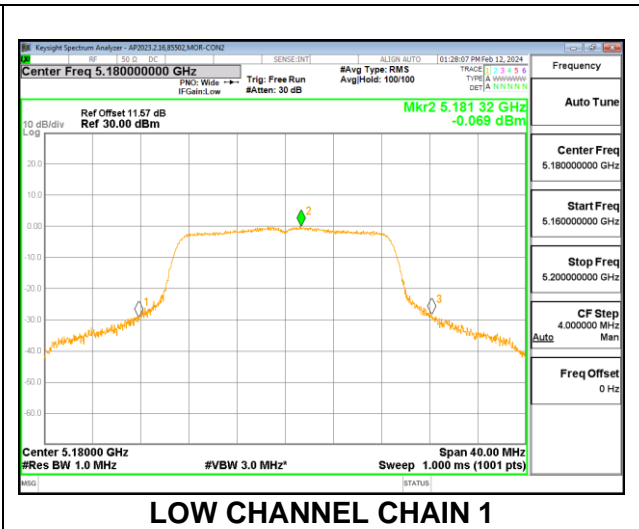
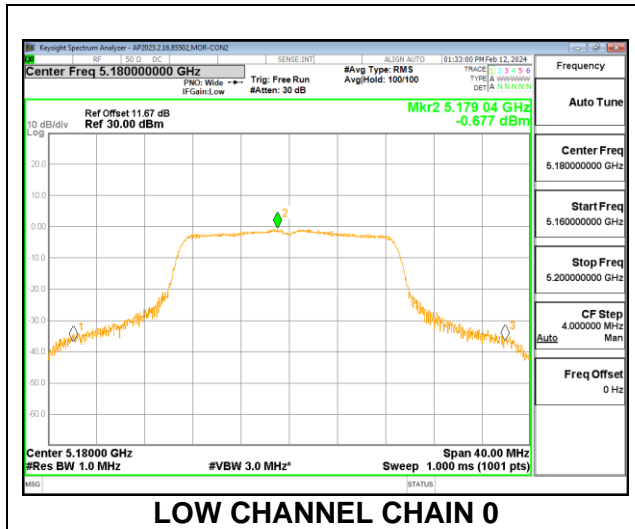
Duty Cycle CF (dB)	0.60	Included in Calculations of Corr'd PSD
---------------------------	------	--

Output Power Results

Channel	Frequency (MHz)	Chain 0 Meas Power (dBm)	Chain 1 Meas Power (dBm)	Total Corr'd Power (dBm)	Power Limit (dBm)	Power Margin (dB)
Low	5180	10.46	11.51	14.03	19.31	-5.28
Mid	5200	10.56	11.37	13.99	19.32	-5.32
High	5240	10.84	10.99	13.93	19.31	-5.38

PSD Results

Channel	Frequency (MHz)	Chain 0 Meas PSD (dBm/1MHz)	Chain 1 Meas PSD (dBm/1MHz)	Total Corr'd PSD (dBm/1MHz)	PSD Limit (dBm/1MHz)	PSD Margin (dB)
Low	5180	-0.68	-0.07	3.25	3.90	-0.65
Mid	5200	-1.44	-0.01	2.94	3.90	-0.96
High	5240	-0.76	-0.49	2.99	3.90	-0.91



9.5.3. 802.11n HT40 MODE IN THE 5.2 GHz BAND (FCC+IC)

2TX CHAIN 0 + CHAIN 1 CDD MODE

Test Engineer:	85502, 84740
Test Date:	2024/02/12

Bandwidth and Antenna Gain

Channel	Frequency (MHz)	Min 99% BW (MHz)	Directional Gain for Power (dBi)	Directional Gain for PSD (dBi)
Low	5190	35.8100	3.20	6.10
High	5230	35.7370	3.20	6.10

Limits

Channel	Frequency (MHz)	FCC Power Limit (dBm)	ISED EIRP Limit (dBm)	Max ISED Power (dBm)	Power Limit (dBm)	FCC PSD Limit (dBm/ 1MHz)	ISED eirp PSD Limit (dBm/ 1MHz)	PSD Limit (dBm/ 1MHz)
Low	5190	24.00	23.00	19.80	19.80	10.90	10.00	3.90
High	5230	24.00	23.00	19.80	19.80	10.90	10.00	3.90

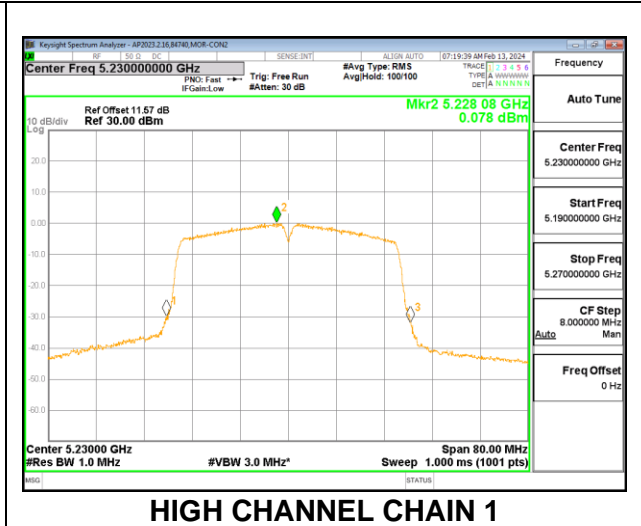
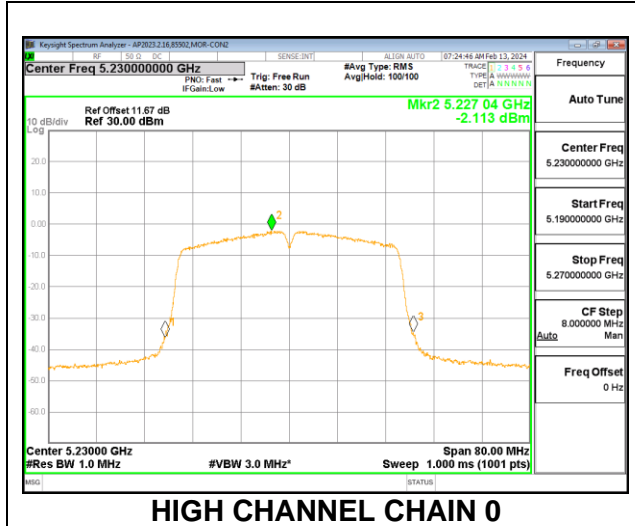
Duty Cycle CF (dB)	1.14	Included in Calculations of Corr'd PSD
---------------------------	------	--

Output Power Results

Channel	Frequency (MHz)	Chain 0 Meas Power (dBm)	Chain 1 Meas Power (dBm)	Total Corr'd Power (dBm)	Power Limit (dBm)	Power Margin (dB)
Low	5190	13.13	14.37	16.80	19.80	-3.00
High	5230	13.20	14.47	16.89	19.80	-2.91

PSD Results

Channel	Frequency (MHz)	Chain 0 Meas PSD (dBm/ 1MHz)	Chain 1 Meas PSD (dBm/ 1MHz)	Total Corr'd PSD (dBm/ 1MHz)	PSD Limit (dBm/ 1MHz)	PSD Margin (dB)
Low	5190	-1.98	-0.09	3.22	3.90	-0.68
High	5230	-2.11	0.08	3.27	3.90	-0.63



9.5.4. 802.11ac VHT80 MODE IN THE 5.2 GHz BAND (FCC+IC)

2TX CHAIN 0 + CHAIN 1 CDD MODE

Test Engineer:	85502, 84740
Test Date:	2024/02/12

Bandwidth and Antenna Gain

Channel	Frequency (MHz)	Min 99% BW (MHz)	Directional Gain for Power (dBi)	Directional Gain for PSD (dBi)
Mid	5210	75.2600	3.20	6.10

Limits

Channel	Frequency (MHz)	FCC Power Limit (dBm)	ISED EIRP Limit (dBm)	Max ISED Power (dBm)	Power Limit (dBm)	FCC PSD Limit (dBm/ 1MHz)	ISED eirp PSD Limit (dBm/ 1MHz)	PSD Limit (dBm/ 1MHz)
Mid	5210	24.00	23.00	19.80	19.80	10.90	10.00	3.90

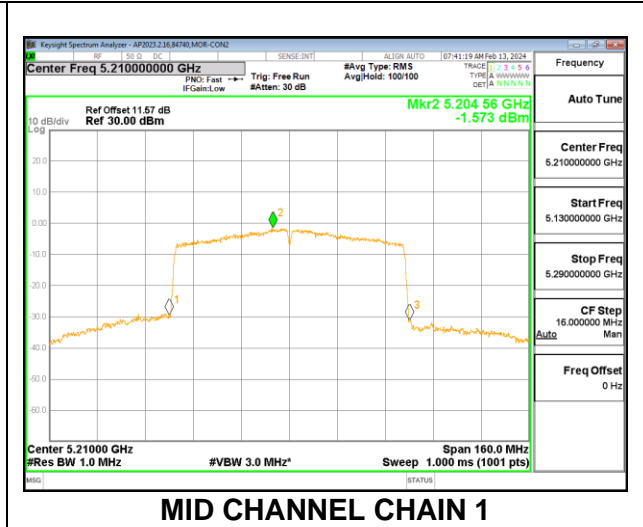
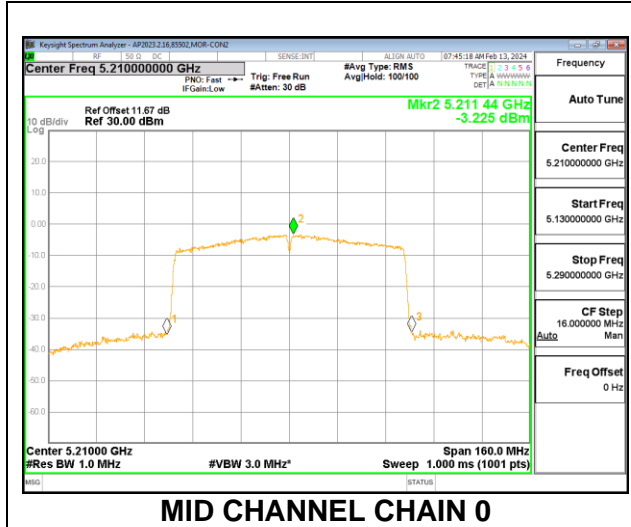
Duty Cycle CF (dB)	2.17	Included in Calculations of Corr'd PSD
---------------------------	------	--

Output Power Results

Channel	Frequency (MHz)	Chain 0 Meas Power (dBm)	Chain 1 Meas Power (dBm)	Total Corr'd Power (dBm)	Power Limit (dBm)	Power Margin (dB)
Mid	5210	11.79	12.43	15.13	19.80	-4.67

PSD Results

Channel	Frequency (MHz)	Chain 0 Meas PSD (dBm/ 1MHz)	Chain 1 Meas PSD (dBm/ 1MHz)	Total Corr'd PSD (dBm/ 1MHz)	PSD Limit (dBm/ 1MHz)	PSD Margin (dB)
Mid	5210	-3.23	-1.57	2.86	3.90	-1.04



9.5.5. 802.11ax HE20 MODE 2TX IN THE 5.2 GHz BAND (FCC+IC)

2TX CHAIN 0 + CHAIN 1 OFDMA MODE: 26T

Test Engineer:	84740
Test Date:	2024/02/12

Bandwidth and Antenna Gain

Channel	Frequency (MHz)	Min 99% BW (MHz)	Directional Gain for Power (dBi)	Directional Gain for PSD (dBi)
Low	5180	18.5990	3.20	6.10
Mid	5200	17.0490	3.20	6.10
High	5240	18.5130	3.20	6.10

Limits

Channel	Frequency (MHz)	FCC Power Limit (dBm)	ISED EIRP Limit (dBm)	Max ISED Power (dBm)	Power Limit (dBm)	FCC PSD Limit (dBm/ 1MHz)	ISED eirp PSD Limit (dBm/ 1MHz)	PSD Limit (dBm/ 1MHz)
Low	5180	24.00	22.69	19.49	19.49	10.90	10.00	3.90
Mid	5200	24.00	22.32	19.12	19.12	10.90	10.00	3.90
High	5240	24.00	22.67	19.47	19.47	10.90	10.00	3.90

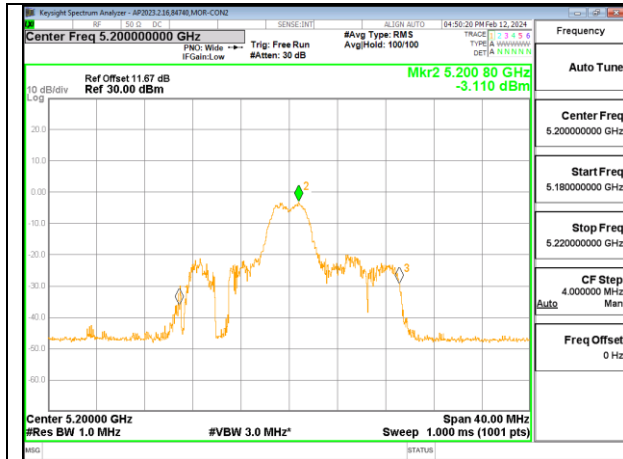
Duty Cycle CF (dB)	3.04	Included in Calculations of Corr'd PSD
---------------------------	------	---

Output Power Results

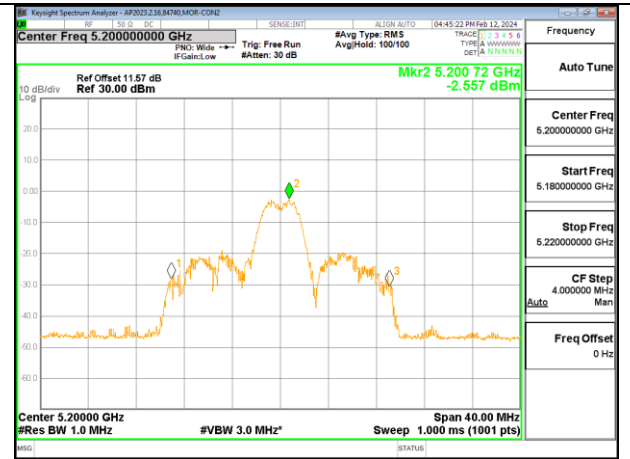
Channel	Frequency (MHz)	Chain 0 Meas Power (dBm)	Chain 1 Meas Power (dBm)	Total Corr'd Power (dBm)	Power Limit (dBm)	Power Margin (dB)
Low	5180	2.85	2.79	5.83	19.49	-13.67
Mid	5200	2.38	3.49	5.98	19.12	-13.14
High	5240	2.33	3.11	5.75	19.47	-13.73

PSD Results

Channel	Frequency (MHz)	Chain 0 Meas PSD (dBm/ 1MHz)	Chain 1 Meas PSD (dBm/ 1MHz)	Total Corr'd PSD (dBm/ 1MHz)	PSD Limit (dBm/ 1MHz)	PSD Margin (dB)
Low	5180	-2.49	-3.36	3.14	3.90	-0.76
Mid	5200	-3.11	-2.56	3.23	3.90	-0.67
High	5240	-2.80	-3.28	3.02	3.90	-0.88



MID CHANNEL CHAIN 0



MID CHANNEL CHAIN 1

2TX CHAIN 0 + CHAIN 1 OFDMA MODE: 52T

Test Engineer:	84740
Test Date:	2024/02/12

Bandwidth and Antenna Gain

Channel	Frequency (MHz)	Min 99% BW (MHz)	Directional Gain for Power (dBi)	Directional Gain for PSD (dBi)
Low	5180	18.2390	3.20	6.10
Mid	5200	16.2970	3.20	6.10
High	5240	17.8970	3.20	6.10

Limits

Channel	Frequency (MHz)	FCC Power Limit (dBm)	ISED EIRP Limit (dBm)	Max ISED Power (dBm)	Power Limit (dBm)	FCC PSD Limit (dBm/ 1MHz)	ISED eirp PSD Limit (dBm/ 1MHz)	PSD Limit (dBm/ 1MHz)
Low	5180	24.00	22.61	19.41	19.41	10.90	10.00	3.90
Mid	5200	24.00	22.12	18.92	18.92	10.90	10.00	3.90
High	5240	24.00	22.53	19.33	19.33	10.90	10.00	3.90

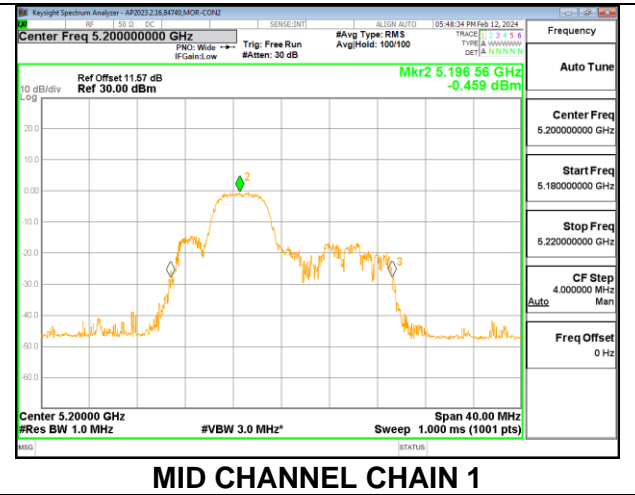
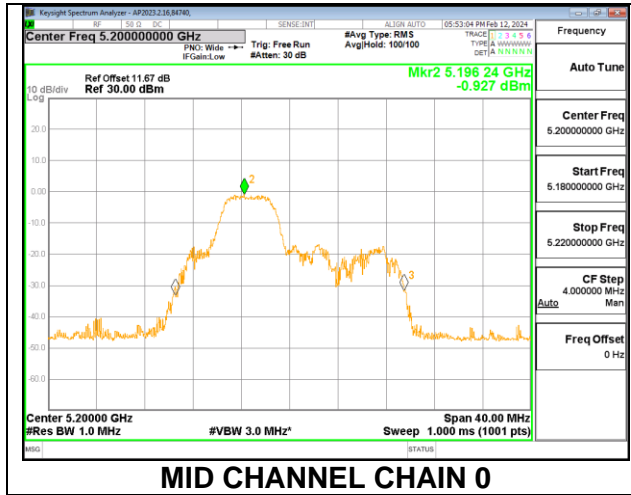
Duty Cycle CF (dB)	1.04	Included in Calculations of Corr'd PSD
---------------------------	------	---

Output Power Results

Channel	Frequency (MHz)	Chain 0 Meas Power (dBm)	Chain 1 Meas Power (dBm)	Total Corr'd Power (dBm)	Power Limit (dBm)	Power Margin (dB)
Low	5180	6.82	7.34	10.10	19.41	-9.31
Mid	5200	6.94	7.58	10.28	18.92	-8.64
High	5240	6.25	7.23	9.77	19.33	-9.55

PSD Results

Channel	Frequency (MHz)	Chain 0 Meas PSD (dBm/ 1MHz)	Chain 1 Meas PSD (dBm/ 1MHz)	Total Corr'd PSD (dBm/ 1MHz)	PSD Limit (dBm/ 1MHz)	PSD Margin (dB)
Low	5180	-0.72	-0.82	3.28	3.90	-0.62
Mid	5200	-0.93	-0.46	3.36	3.90	-0.54
High	5240	-0.57	-1.29	3.13	3.90	-0.77



2TX CHAIN 0 + CHAIN 1 OFDMA MODE: 106T

Test Engineer:	84740
Test Date:	2024/02/12

Bandwidth and Antenna Gain

Channel	Frequency (MHz)	Min 99% BW (MHz)	Directional Gain for Power (dBi)	Directional Gain for PSD (dBi)
Low	5180	18.1750	3.20	6.10
Mid	5200	17.6960	3.20	6.10
High	5240	18.0330	3.20	6.10

Limits

Channel	Frequency (MHz)	FCC Power Limit (dBm)	ISED EIRP Limit (dBm)	Max ISED Power (dBm)	Power Limit (dBm)	FCC PSD Limit (dBm/ 1MHz)	ISED eirp PSD Limit (dBm/ 1MHz)	PSD Limit (dBm/ 1MHz)
Low	5180	24.00	22.59	19.39	19.39	10.90	10.00	3.90
Mid	5200	24.00	22.48	19.28	19.28	10.90	10.00	3.90
High	5240	24.00	22.56	19.36	19.36	10.90	10.00	3.90

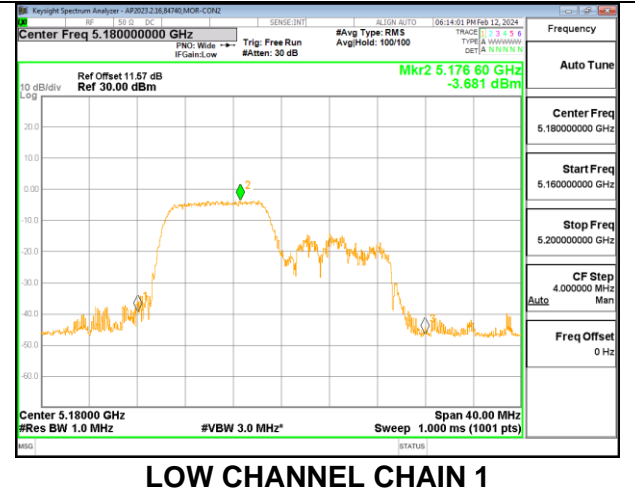
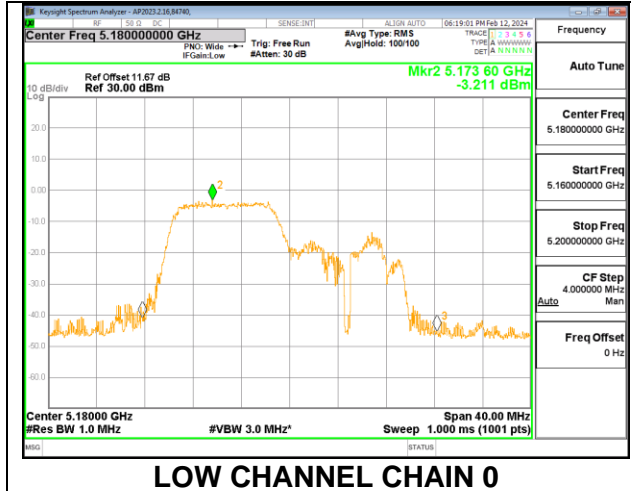
Duty Cycle CF (dB)	3.77	Included in Calculations of Corr'd PSD
---------------------------	------	---

Output Power Results

Channel	Frequency (MHz)	Chain 0 Meas Power (dBm)	Chain 1 Meas Power (dBm)	Total Corr'd Power (dBm)	Power Limit (dBm)	Power Margin (dB)
Low	5180	7.75	8.24	11.01	19.39	-8.38
Mid	5200	7.83	8.60	11.24	19.28	-8.04
High	5240	7.19	8.29	10.78	19.36	-8.58

PSD Results

Channel	Frequency (MHz)	Chain 0 Meas PSD (dBm/ 1MHz)	Chain 1 Meas PSD (dBm/ 1MHz)	Total Corr'd PSD (dBm/ 1MHz)	PSD Limit (dBm/ 1MHz)	PSD Margin (dB)
Low	5180	-3.21	-3.68	3.34	3.90	-0.56
Mid	5200	-3.63	-3.44	3.25	3.90	-0.65
High	5240	-3.73	-3.63	3.10	3.90	-0.80



2TX CHAIN 0 + CHAIN 1 OFDMA MODE: 242T

Test Engineer:	84740
Test Date:	2024/02/12

Bandwidth and Antenna Gain

Channel	Frequency (MHz)	Min 99% BW (MHz)	Directional Gain for Power (dBi)	Directional Gain for PSD (dBi)
Low	5180	18.8810	3.20	6.10
Mid	5200	18.9360	3.20	6.10
High	5240	18.8830	3.20	6.10

Limits

Channel	Frequency (MHz)	FCC Power Limit (dBm)	ISED EIRP Limit (dBm)	Max ISED Power (dBm)	Power Limit (dBm)	FCC PSD Limit (dBm/ 1MHz)	ISED eirp PSD Limit (dBm/ 1MHz)	PSD Limit (dBm/ 1MHz)
Low	5180	24.00	22.76	19.56	19.56	10.90	10.00	3.90
Mid	5200	24.00	22.77	19.57	19.57	10.90	10.00	3.90
High	5240	24.00	22.76	19.56	19.56	10.90	10.00	3.90

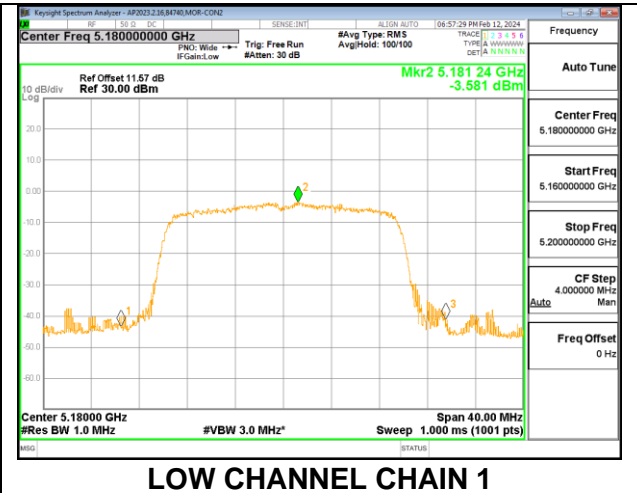
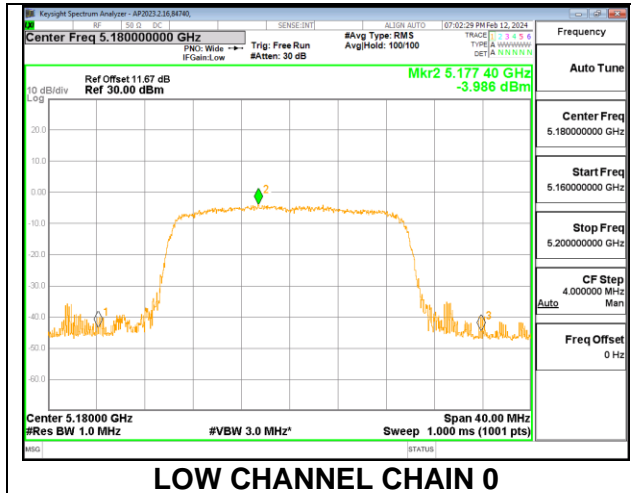
Duty Cycle CF (dB)	4.15	Included in Calculations of Corr'd PSD
---------------------------	------	---

Output Power Results

Channel	Frequency (MHz)	Chain 0 Meas Power (dBm)	Chain 1 Meas Power (dBm)	Total Corr'd Power (dBm)	Power Limit (dBm)	Power Margin (dB)
Low	5180	10.50	11.33	13.94	19.56	-5.62
Mid	5200	10.60	11.37	14.01	19.57	-5.56
High	5240	10.72	11.01	13.88	19.56	-5.68

PSD Results

Channel	Frequency (MHz)	Chain 0 Meas PSD (dBm/ 1MHz)	Chain 1 Meas PSD (dBm/ 1MHz)	Total Corr'd PSD (dBm/ 1MHz)	PSD Limit (dBm/ 1MHz)	PSD Margin (dB)
Low	5180	-3.99	-3.58	3.38	3.90	-0.52
Mid	5200	-4.08	-4.37	2.94	3.90	-0.96
High	5240	-4.20	-3.96	3.08	3.90	-0.82



2TX CHAIN 0 + CHAIN 1 OFDMA MODE: SU

Test Engineer:	84740
Test Date:	2024/02/12

Bandwidth and Antenna Gain

Channel	Frequency (MHz)	Min 99% BW (MHz)	Directional Gain for Power (dBi)	Directional Gain for PSD (dBi)
Low	5180	18.9020	3.20	6.10
Mid	5200	18.9060	3.20	6.10
High	5240	18.9060	3.20	6.10

Limits

Channel	Frequency (MHz)	FCC Power Limit (dBm)	ISED EIRP Limit (dBm)	Max ISED Power (dBm)	Power Limit (dBm)	FCC PSD Limit (dBm/ 1MHz)	ISED eirp PSD Limit (dBm/ 1MHz)	PSD Limit (dBm/ 1MHz)
Low	5180	24.00	22.77	19.57	19.57	10.90	10.00	3.90
Mid	5200	24.00	22.77	19.57	19.57	10.90	10.00	3.90
High	5240	24.00	22.77	19.57	19.57	10.90	10.00	3.90

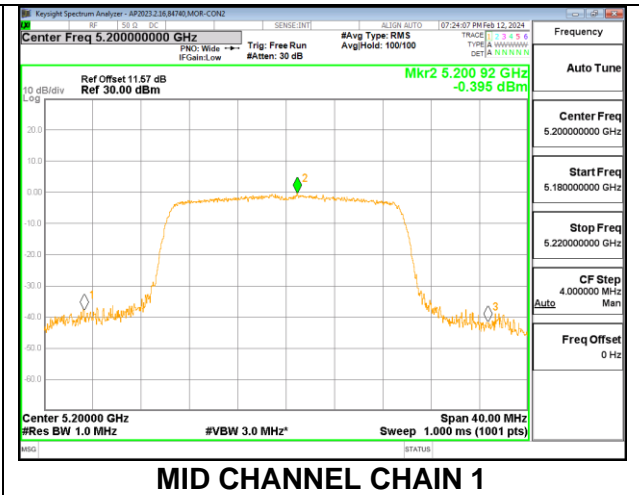
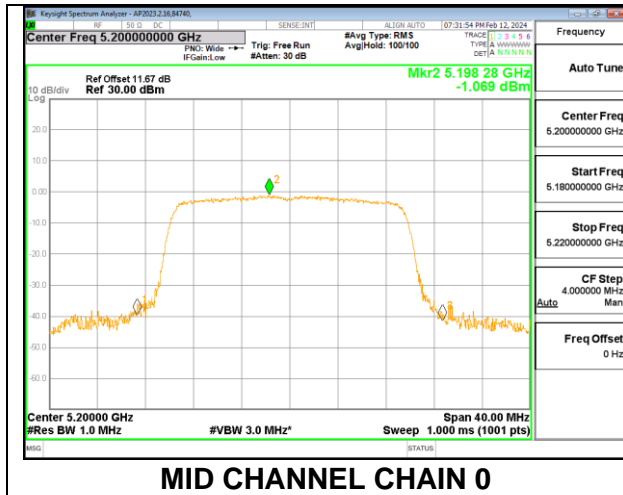
Duty Cycle CF (dB)	0.74	Included in Calculations of Corr'd PSD
---------------------------	------	---

Output Power Results

Channel	Frequency (MHz)	Chain 0 Meas Power (dBm)	Chain 1 Meas Power (dBm)	Total Corr'd Power (dBm)	Power Limit (dBm)	Power Margin (dB)
Low	5180	11.29	11.20	14.26	19.57	-5.31
Mid	5200	10.05	11.95	14.11	19.57	-5.45
High	5240	10.09	11.42	13.82	19.57	-5.75

PSD Results

Channel	Frequency (MHz)	Chain 0 Meas PSD (dBm/ 1MHz)	Chain 1 Meas PSD (dBm/ 1MHz)	Total Corr'd PSD (dBm/ 1MHz)	PSD Limit (dBm/ 1MHz)	PSD Margin (dB)
Low	5180	-0.61	-0.87	3.01	3.90	-0.89
Mid	5200	-1.07	-0.40	3.03	3.90	-0.87
High	5240	-0.52	-1.84	2.62	3.90	-1.28



9.5.6. 802.11ax HE40 MODE 2TX IN THE 5.2 GHz BAND (FCC+IC)

2TX CHAIN 0 + CHAIN 1 OFDMA MODE: 484T

Test Engineer:	84740
Test Date:	2024/02/12

Bandwidth and Antenna Gain

Channel	Frequency (MHz)	Min 99% BW (MHz)	Directional Gain for Power (dBi)	Directional Gain for PSD (dBi)
Low	5190	37.4030	3.20	6.10
High	5230	37.3000	3.20	6.10

Limits

Channel	Frequency (MHz)	FCC Power Limit (dBm)	ISED EIRP Limit (dBm)	Max ISED Power (dBm)	Power Limit (dBm)	FCC PSD Limit (dBm/ 1MHz)	ISED eirp PSD Limit (dBm/ 1MHz)	PSD Limit (dBm/ 1MHz)
Low	5190	24.00	23.00	19.80	19.80	10.90	10.00	3.90
High	5230	24.00	23.00	19.80	19.80	10.90	10.00	3.90

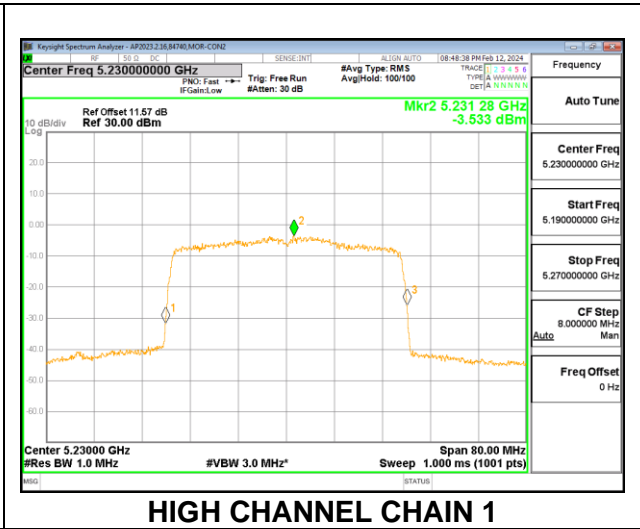
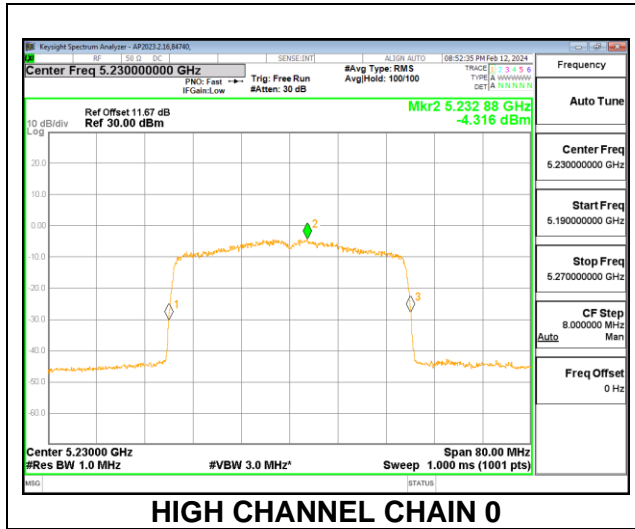
Duty Cycle CF (dB)	4.26	Included in Calculations of Corr'd PSD
--------------------	------	--

Output Power Results

Channel	Frequency (MHz)	Chain 0 Meas Power (dBm)	Chain 1 Meas Power (dBm)	Total Corr'd Power (dBm)	Power Limit (dBm)	Power Margin (dB)
Low	5190	13.81	14.69	17.28	19.80	-2.52
High	5230	13.15	14.41	16.84	19.80	-2.96

PSD Results

Channel	Frequency (MHz)	Chain 0 Meas PSD (dBm/ 1MHz)	Chain 1 Meas PSD (dBm/ 1MHz)	Total Corr'd PSD (dBm/ 1MHz)	PSD Limit (dBm/ 1MHz)	PSD Margin (dB)
Low	5190	-4.55	-3.36	3.36	3.90	-0.54
High	5230	-4.32	-3.53	3.36	3.90	-0.54



2TX CHAIN 0 + CHAIN 1 OFDMA MODE: SU

Test Engineer:	84740
Test Date:	2024/02/12

Bandwidth and Antenna Gain

Channel	Frequency (MHz)	Min 99% BW (MHz)	Directional Gain for Power (dBi)	Directional Gain for PSD (dBi)
Low	5190	37.5920	3.20	6.10
High	5230	37.5300	3.20	6.10

Limits

Channel	Frequency (MHz)	FCC Power Limit (dBm)	ISED EIRP Limit (dBm)	Max ISED Power (dBm)	Power Limit (dBm)	FCC PSD Limit (dBm/ 1MHz)	ISED eirp PSD Limit (dBm/ 1MHz)	PSD Limit (dBm/ 1MHz)
Low	5190	24.00	23.00	19.80	19.80	10.90	10.00	3.90
High	5230	24.00	23.00	19.80	19.80	10.90	10.00	3.90

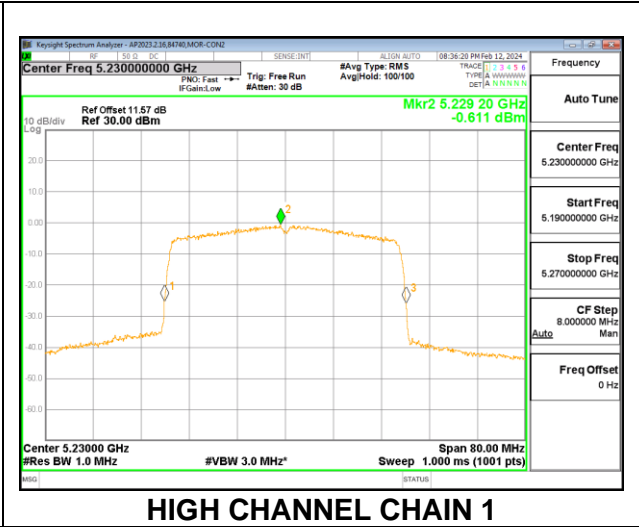
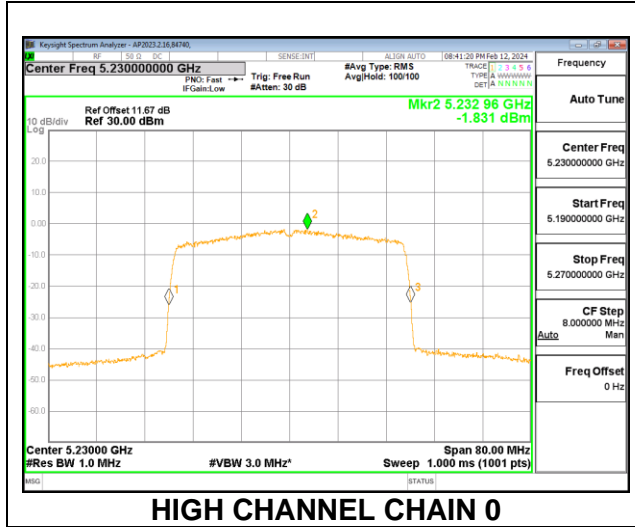
Duty Cycle CF (dB)	1.32	Included in Calculations of Corr'd PSD
---------------------------	------	---

Output Power Results

Channel	Frequency (MHz)	Chain 0 Meas Power (dBm)	Chain 1 Meas Power (dBm)	Total Corr'd Power (dBm)	Power Limit (dBm)	Power Margin (dB)
Low	5190	12.89	13.81	16.38	19.80	-3.42
High	5230	13.05	14.55	16.87	19.80	-2.93

PSD Results

Channel	Frequency (MHz)	Chain 0 Meas PSD (dBm/ 1MHz)	Chain 1 Meas PSD (dBm/ 1MHz)	Total Corr'd PSD (dBm/ 1MHz)	PSD Limit (dBm/ 1MHz)	PSD Margin (dB)
Low	5190	-2.16	-0.95	2.82	3.90	-1.08
High	5230	-1.83	-0.61	3.15	3.90	-0.75



9.5.7. 802.11ax HE80 MODE 2TX IN THE 5.2 GHz BAND (FCC+IC)

2TX CHAIN 0 + CHAIN 1 OFDMA MODE: 996T

Test Engineer:	84740
Test Date:	2024/02/12

Bandwidth and Antenna Gain

Channel	Frequency (MHz)	Min 99% BW (MHz)	Directional Gain for Power (dBi)	Directional Gain for PSD (dBi)
Mid	5210	76.7410	3.20	6.10

Limits

Channel	Frequency (MHz)	FCC Power Limit (dBm)	ISED EIRP Limit (dBm)	Max ISED Power (dBm)	Power Limit (dBm)	FCC PSD Limit (dBm/ 1MHz)	ISED eirp PSD Limit (dBm/ 1MHz)	PSD Limit (dBm/ 1MHz)
Mid	5210	24.00	23.00	19.80	19.80	10.90	10.00	3.90

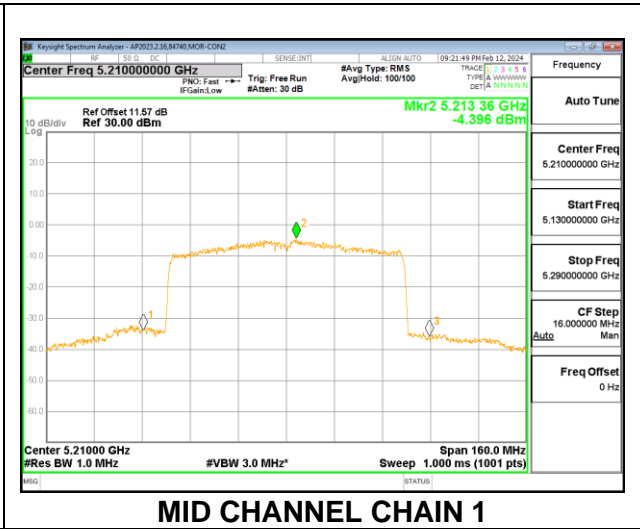
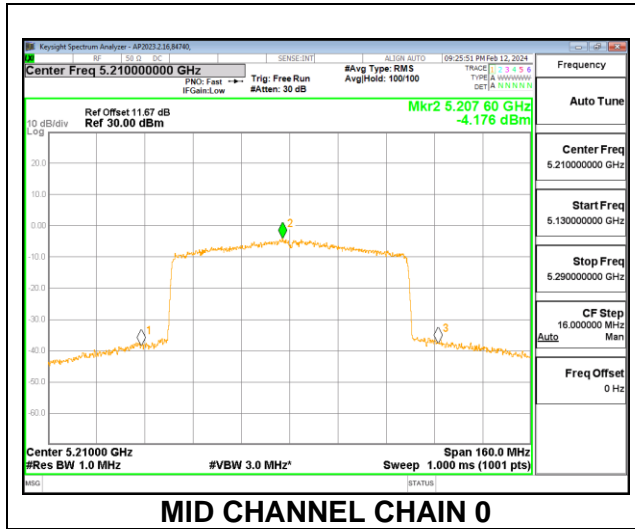
Duty Cycle CF (dB)	4.52	Included in Calculations of Corr'd PSD
---------------------------	------	---

Output Power Results

Channel	Frequency (MHz)	Chain 0 Meas Power (dBm)	Chain 1 Meas Power (dBm)	Total Corr'd Power (dBm)	Power Limit (dBm)	Power Margin (dB)
Mid	5210	10.98	10.60	13.80	19.80	-6.00

PSD Results

Channel	Frequency (MHz)	Chain 0 Meas PSD (dBm/ 1MHz)	Chain 1 Meas PSD (dBm/ 1MHz)	Total Corr'd PSD (dBm/ 1MHz)	PSD Limit (dBm/ 1MHz)	PSD Margin (dB)
Mid	5210	-4.18	-4.40	3.25	3.90	-0.65



2TX CHAIN 0 + CHAIN 1 OFDMA MODE: SU

Test Engineer:	84740
Test Date:	2024/02/12

Bandwidth and Antenna Gain

Channel	Frequency (MHz)	Min 99% BW (MHz)	Directional Gain for Power (dBi)	Directional Gain for PSD (dBi)
Mid	5210	76.7550	3.20	6.10

Limits

Channel	Frequency (MHz)	FCC Power Limit (dBm)	ISED EIRP Limit (dBm)	Max ISED Power (dBm)	Power Limit (dBm)	FCC PSD Limit (dBm/ 1MHz)	ISED eirp PSD Limit (dBm/ 1MHz)	PSD Limit (dBm/ 1MHz)
Mid	5210	24.00	23.00	19.80	19.80	10.90	10.00	3.90

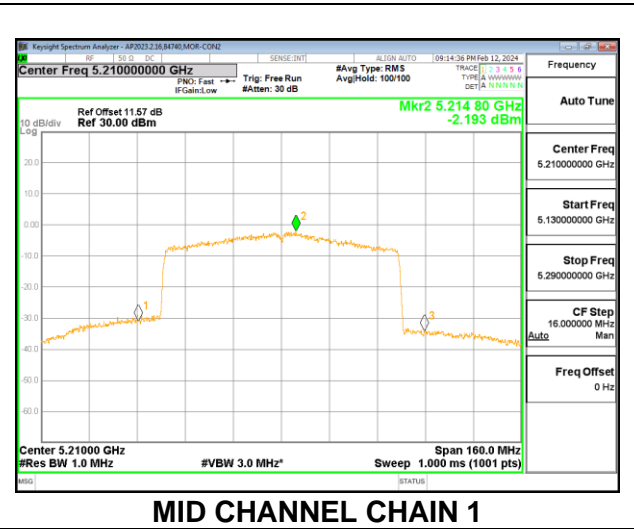
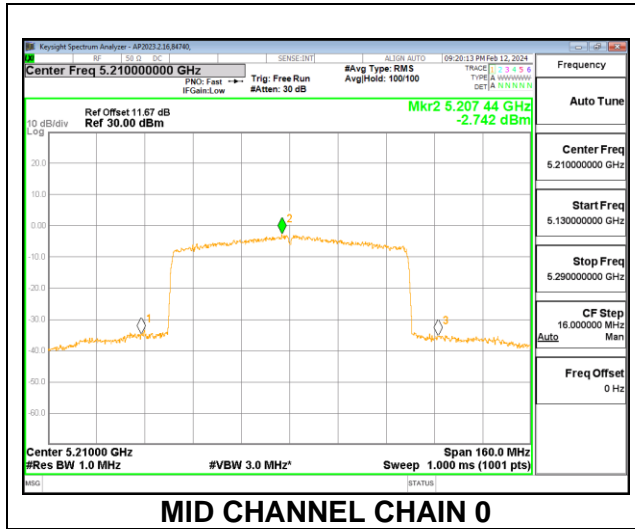
Duty Cycle CF (dB)	2.37	Included in Calculations of Corr'd PSD
---------------------------	------	---

Output Power Results

Channel	Frequency (MHz)	Chain 0 Meas Power (dBm)	Chain 1 Meas Power (dBm)	Total Corr'd Power (dBm)	Power Limit (dBm)	Power Margin (dB)
Mid	5210	12.84	12.42	15.65	19.80	-4.15

PSD Results

Channel	Frequency (MHz)	Chain 0 Meas PSD (dBm/ 1MHz)	Chain 1 Meas PSD (dBm/ 1MHz)	Total Corr'd PSD (dBm/ 1MHz)	PSD Limit (dBm/ 1MHz)	PSD Margin (dB)
Mid	5210	-2.74	-2.19	2.92	3.90	-0.98



9.5.8. 802.11a MODE IN THE 5.3 GHz BAND (FCC+IC)

2TX CHAIN 0 + CHAIN 1 CDD MODE

Test Engineer:	84740
Test Date:	2024/02/12

Bandwidth and Antenna Gain

Channel	Frequency (MHz)	Min 26 dB BW (MHz)	Min 99% BW (MHz)	Directional Gain for Power (dBi)	Directional Gain for PSD (dBi)
Low	5260	29.8400	16.8580	3.90	6.80
Mid	5300	31.2400	16.8930	3.90	6.80
High	5320	30.6400	16.8670	3.90	6.80

Limits

Channel	Frequency (MHz)	FCC Power Limit (dBm)	ISED Power Limit (dBm)	ISED EIRP Limit (dBm)	Power Limit (dBm)	FCC PSD Limit (dBm/ 1MHz)	ISED PSD Limit (dBm/ 1MHz)	PSD Limit (dBm/ 1MHz)
Low	5260	24.00	23.27	29.27	23.27	10.20	11.00	10.20
Mid	5300	24.00	23.28	29.28	23.28	10.20	11.00	10.20
High	5320	24.00	23.27	29.27	23.27	10.20	11.00	10.20

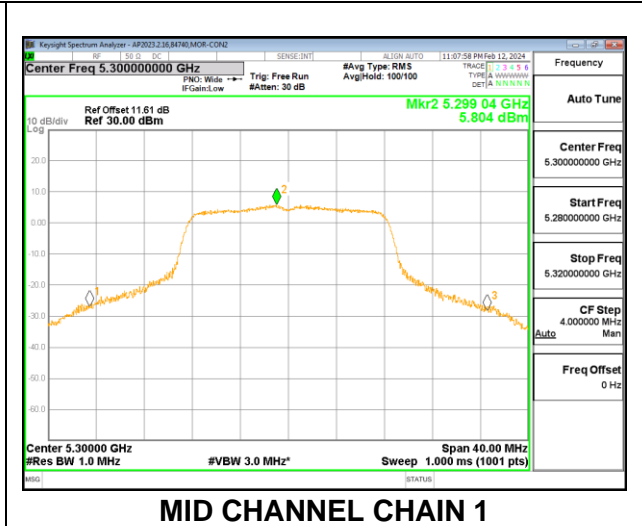
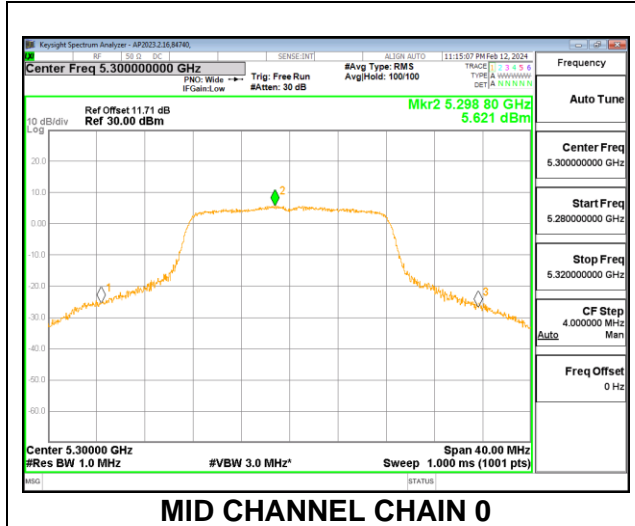
Duty Cycle CF (dB)	0.94	Included in Calculations of Corr'd PSD
---------------------------	------	---

Output Power Results

Channel	Frequency (MHz)	Chain 0 Meas Power (dBm)	Chain 1 Meas Power (dBm)	Total Corr'd Power (dBm)	Power Limit (dBm)	Power Margin (dB)
Low	5260	16.91	17.18	20.06	23.27	-3.21
Mid	5300	17.73	17.92	20.84	23.28	-2.44
High	5320	16.65	16.93	19.80	23.27	-3.47

PSD Results

Channel	Frequency (MHz)	Chain 0 Meas PSD (dBm/ 1MHz)	Chain 1 Meas PSD (dBm/ 1MHz)	Total Corr'd PSD (dBm/ 1MHz)	PSD Limit (dBm/ 1MHz)	PSD Margin (dB)
Low	5260	5.075	5.782	9.39	10.20	-0.81
Mid	5300	5.621	5.804	9.66	10.20	-0.54
High	5320	5.463	5.846	9.61	10.20	-0.59



9.5.9. 802.11n HT20 MODE IN THE 5.3 GHz BAND (FCC+IC)

2TX CHAIN 0 + CHAIN 1 CDD MODE

Test Engineer:	84740
Test Date:	2024/02/12

Bandwidth and Antenna Gain

Channel	Frequency (MHz)	Min 26 dB BW (MHz)	Min 99% BW (MHz)	Directional Gain for Power (dBi)	Directional Gain for PSD (dBi)
Low	5260	30.4000	17.9670	3.90	6.80
Mid	5300	31.7200	18.0170	3.90	6.80
High	5320	33.0400	17.9700	3.90	6.80

Limits

Channel	Frequency (MHz)	FCC Power Limit (dBm)	ISED Power Limit (dBm)	ISED EIRP Limit (dBm)	Power Limit (dBm)	FCC PSD Limit (dBm/ 1MHz)	ISED PSD Limit (dBm/ 1MHz)	PSD Limit (dBm/ 1MHz)
Low	5260	24.00	23.54	29.54	23.54	10.20	11.00	10.20
Mid	5300	24.00	23.56	29.56	23.56	10.20	11.00	10.20
High	5320	24.00	23.55	29.55	23.55	10.20	11.00	10.20

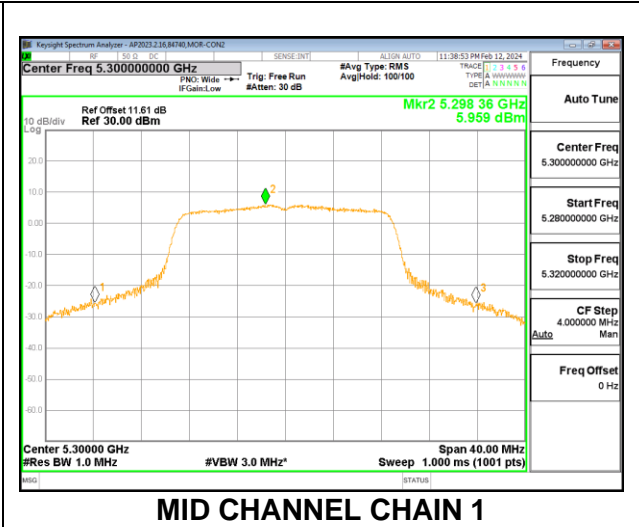
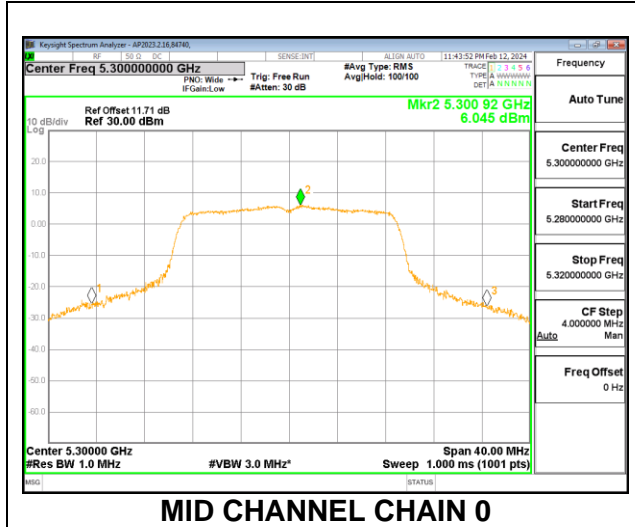
Duty Cycle CF (dB)	0.60	Included in Calculations of Corr'd PSD
--------------------	------	--

Output Power Results

Channel	Frequency (MHz)	Chain 0 Meas Power (dBm)	Chain 1 Meas Power (dBm)	Total Corr'd Power (dBm)	Power Limit (dBm)	Power Margin (dB)
Low	5260	17.17	17.31	20.25	23.54	-3.30
Mid	5300	17.96	18.00	20.99	23.56	-2.56
High	5320	15.87	16.37	19.14	23.55	-4.41

PSD Results

Channel	Frequency (MHz)	Chain 0 Meas PSD (dBm/ 1MHz)	Chain 1 Meas PSD (dBm/ 1MHz)	Total Corr'd PSD (dBm/ 1MHz)	PSD Limit (dBm/ 1MHz)	PSD Margin (dB)
Low	5260	5.230	5.660	9.06	10.20	-1.14
Mid	5300	6.045	5.959	9.61	10.20	-0.59
High	5320	5.682	5.939	9.42	10.20	-0.78



9.5.10. 802.11n HT40 MODE IN THE 5.3 GHz BAND (FCC+IC)

2TX CHAIN 0 + CHAIN 1 CDD MODE

Test Engineer:	85502
Test Date:	2024/02/13

Bandwidth and Antenna Gain

Channel	Frequency (MHz)	Min 26 dB BW (MHz)	Min 99% BW (MHz)	Directional Gain for Power (dBi)	Directional Gain for PSD (dBi)
Low	5270	46.1600	35.8830	3.90	6.80
High	5310	52.5600	35.7820	3.90	6.80

Limits

Channel	Frequency (MHz)	FCC Power Limit (dBm)	ISED Power Limit (dBm)	ISED EIRP Limit (dBm)	Power Limit (dBm)	FCC PSD Limit (dBm/ 1MHz)	ISED PSD Limit (dBm/ 1MHz)	PSD Limit (dBm/ 1MHz)
Low	5270	24.00	24.00	30.00	24.00	10.20	11.00	10.20
High	5310	24.00	24.00	30.00	24.00	10.20	11.00	10.20

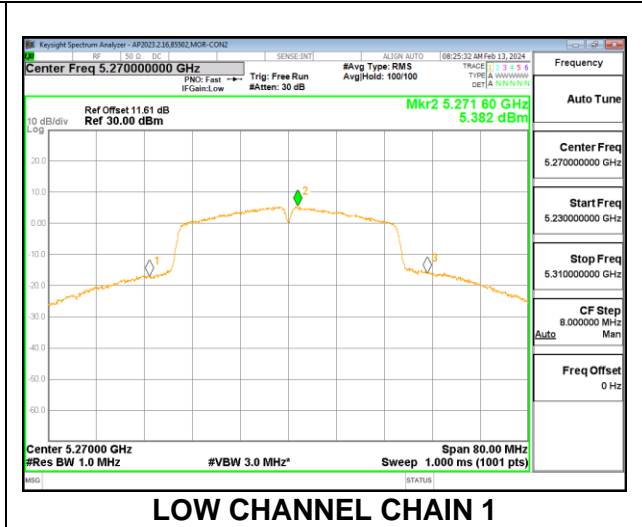
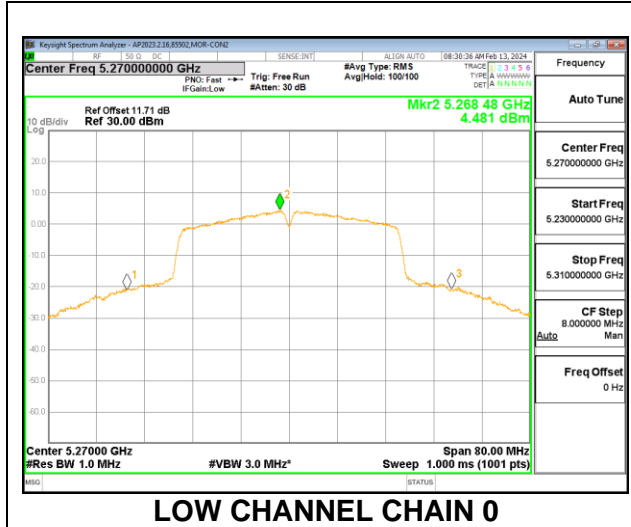
Duty Cycle CF (dB)	1.14	Included in Calculations of Corr'd PSD
---------------------------	------	---

Output Power Results

Channel	Frequency (MHz)	Chain 0 Meas Power (dBm)	Chain 1 Meas Power (dBm)	Total Corr'd Power (dBm)	Power Limit (dBm)	Power Margin (dB)
Low	5270	16.47	16.93	19.72	24.00	-4.28
High	5310	13.71	14.57	17.17	24.00	-6.83

PSD Results

Channel	Frequency (MHz)	Chain 0 Meas PSD (dBm/ 1MHz)	Chain 1 Meas PSD (dBm/ 1MHz)	Total Corr'd PSD (dBm/ 1MHz)	PSD Limit (dBm/ 1MHz)	PSD Margin (dB)
Low	5270	4.48	5.38	9.11	10.20	-1.09
High	5310	4.30	5.02	8.83	10.20	-1.37



9.5.11. 802.11ac VHT80 MODE IN THE 5.3 GHz BAND (FCC+IC)

2TX CHAIN 0 + CHAIN 1 CDD MODE

Test Engineer:	85502
Test Date:	2024/02/13

Bandwidth and Antenna Gain

Channel	Frequency (MHz)	Min 26 dB BW (MHz)	Min 99% BW (MHz)	Directional Gain for Power (dBi)	Directional Gain for PSD (dBi)
Mid	5290	106.0800	75.2900	3.90	6.80

Limits

Channel	Frequency (MHz)	FCC Power Limit (dBm)	ISED Power Limit (dBm)	ISED EIRP Limit (dBm)	Power Limit (dBm)	FCC PSD Limit (dBm/ 1MHz)	ISED PSD Limit (dBm/ 1MHz)	PSD Limit (dBm/ 1MHz)
Mid	5290	24.00	24.00	30.00	24.00	10.20	11.00	10.20

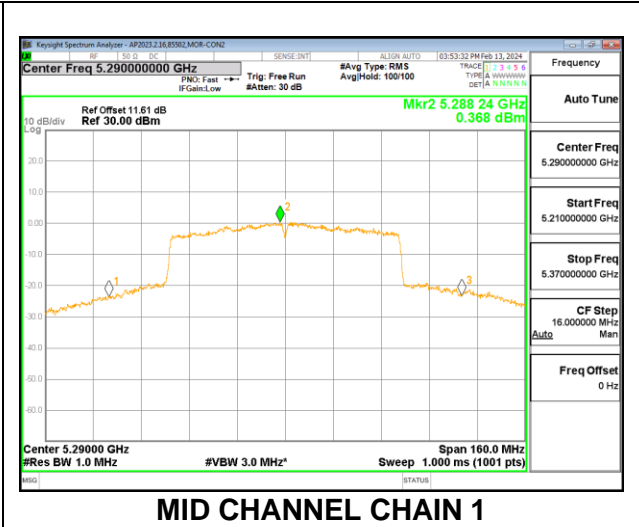
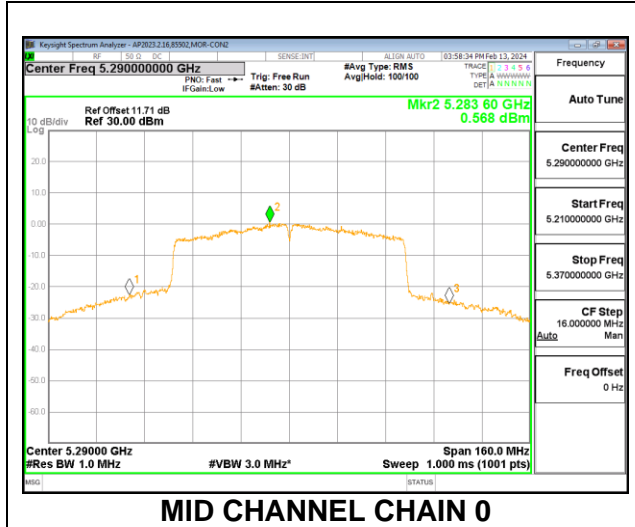
Duty Cycle CF (dB)	2.17	Included in Calculations of Corr'd PSD
---------------------------	------	--

Output Power Results

Channel	Frequency (MHz)	Chain 0 Meas Power (dBm)	Chain 1 Meas Power (dBm)	Total Corr'd Power (dBm)	Power Limit (dBm)	Power Margi (dB)
Mid	5290	11.65	11.99	14.83	24.00	-9.17

PSD Results

Channel	Frequency (MHz)	Chain 0 Meas PSD (dBm/ 1MHz)	Chain 1 Meas PSD (dBm/ 1MHz)	Total Corr'd PSD (dBm/ 1MHz)	PSD Limit (dBm/ 1MHz)	PSD Margi (dB)
Mid	5290	0.568	0.368	5.65	10.20	-4.55



9.5.12. 802.11ax HE20 MODE IN THE 5.3 GHz BAND (FCC+IC)

2TX CHAIN 0 + CHAIN 1 OFDMA MODE: 26T

Test Engineer:	85502
Test Date:	2024/02/13

Bandwidth and Antenna Gain

Channel	Frequency (MHz)	Min 26 dB BW (MHz)	Min 99% BW (MHz)	Directional Gain for Power (dBi)	Directional Gain for PSD (dBi)
Low	5260	20.4800	18.4700	3.90	6.80
Mid	5300	18.1200	17.0800	3.90	6.80
High	5320	20.5200	18.5670	3.90	6.80

Limits

Channel	Frequency (MHz)	FCC Power Limit (dBm)	ISED Power Limit (dBm)	ISED EIRP Limit (dBm)	Power Limit (dBm)	FCC PSD Limit (dBm/ 1MHz)	ISED PSD Limit (dBm/ 1MHz)	PSD Limit (dBm/ 1MHz)
Low	5260	24.00	23.66	29.66	23.66	10.20	11.00	10.20
Mid	5300	23.58	23.32	29.32	23.32	10.20	11.00	10.20
High	5320	24.00	23.69	29.69	23.69	10.20	11.00	10.20

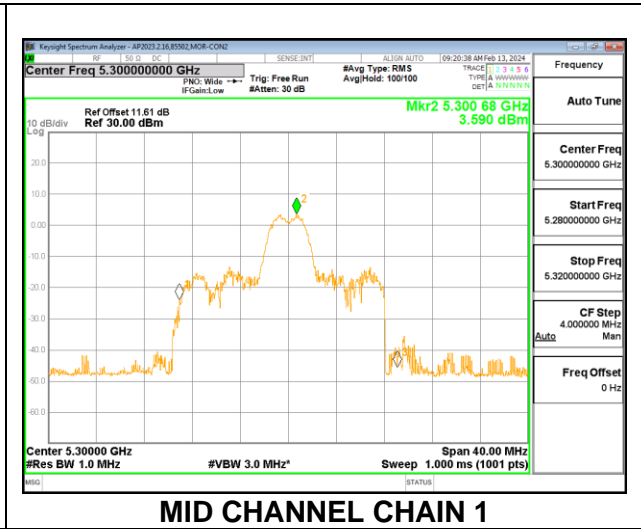
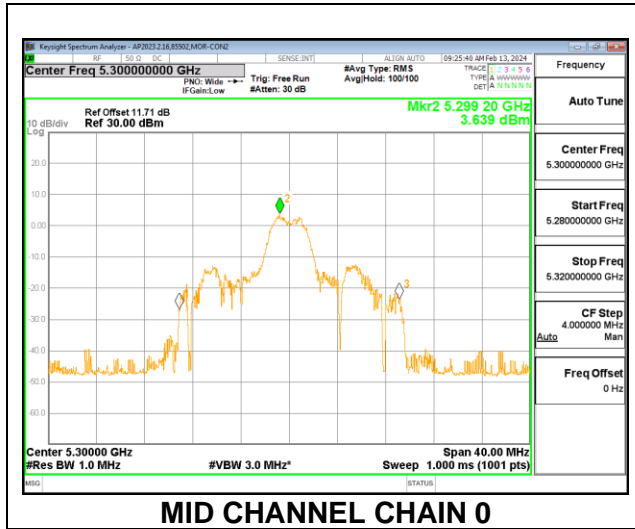
Duty Cycle CF (dB)	3.04	Included in Calculations of Corr'd PSD
---------------------------	------	--

Output Power Results

Channel	Frequency (MHz)	Chain 0 Meas Power (dBm)	Chain 1 Meas Power (dBm)	Total Corr'd Power (dBm)	Power Limit (dBm)	Power Margin (dB)
Low	5260	10.08	10.06	13.08	23.66	-10.58
Mid	5300	11.20	11.08	14.15	23.32	-9.18
High	5320	10.59	11.13	13.88	23.69	-9.81

PSD Results

Channel	Frequency (MHz)	Chain 0 Meas PSD (dBm/ 1MHz)	Chain 1 Meas PSD (dBm/ 1MHz)	Total Corr'd PSD (dBm/ 1MHz)	PSD Limit (dBm/ 1MHz)	PSD Margin (dB)
Low	5260	3.132	3.637	9.44	10.20	-0.76
Mid	5300	3.639	3.590	9.66	10.20	-0.54
High	5320	3.621	3.534	9.63	10.20	-0.57



2TX CHAIN 0 + CHAIN 1 OFDMA MODE: 52T

Test Engineer:	85502
Test Date:	2024/02/13

Bandwidth and Antenna Gain

Channel	Frequency (MHz)	Min 26 dB BW (MHz)	Min 99% BW (MHz)	Directional Gain for Power (dBi)	Directional Gain for PSD (dBi)
Low	5260	20.8800	18.3670	3.90	6.80
Mid	5300	18.4800	17.1070	3.90	6.80
High	5320	22.1200	18.3400	3.90	6.80

Limits

Channel	Frequency (MHz)	FCC Power Limit (dBm)	ISED Power Limit (dBm)	ISED EIRP Limit (dBm)	Power Limit (dBm)	FCC PSD Limit (dBm/ 1MHz)	ISED PSD Limit (dBm/ 1MHz)	PSD Limit (dBm/ 1MHz)
Low	5260	24.00	23.64	29.64	23.64	10.20	11.00	10.20
Mid	5300	23.67	23.33	29.33	23.33	10.20	11.00	10.20
High	5320	24.00	23.63	29.63	23.63	10.20	11.00	10.20

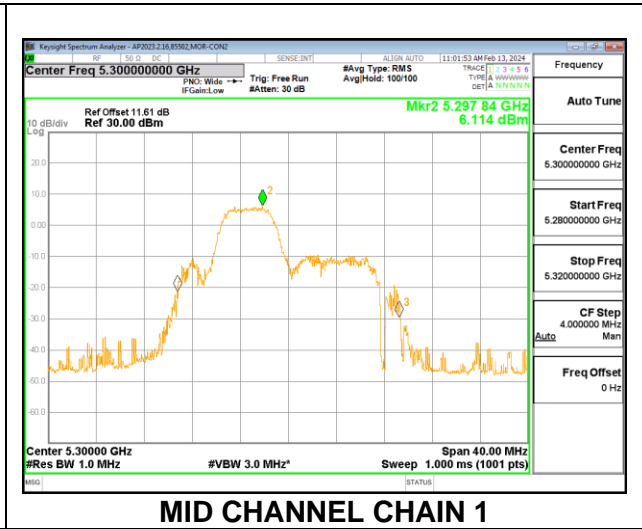
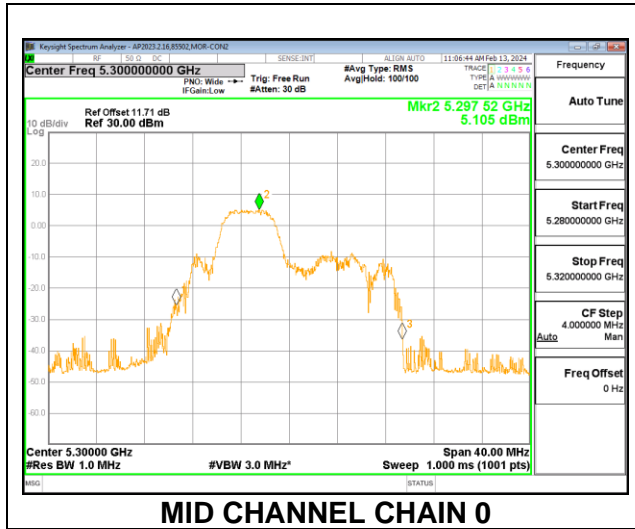
Duty Cycle CF (dB)	1.04	Included in Calculations of Corr'd PSD
---------------------------	------	---

Output Power Results

Channel	Frequency (MHz)	Chain 0 Meas Power (dBm)	Chain 1 Meas Power (dBm)	Total Corr'd Power (dBm)	Power Limit (dBm)	Power Margin (dB)
Low	5260	13.33	13.90	16.64	23.64	-7.00
Mid	5300	13.92	13.54	16.75	23.33	-6.58
High	5320	13.34	13.89	16.63	23.63	-7.00

PSD Results

Channel	Frequency (MHz)	Chain 0 Meas PSD (dBm/ 1MHz)	Chain 1 Meas PSD (dBm/ 1MHz)	Total Corr'd PSD (dBm/ 1MHz)	PSD Limit (dBm/ 1MHz)	PSD Margin (dB)
Low	5260	4.956	5.534	9.30	10.20	-0.90
Mid	5300	5.105	6.114	9.69	10.20	-0.51
High	5320	4.722	5.542	9.20	10.20	-1.00



2TX CHAIN 0 + CHAIN 1 OFDMA MODE: 106T

Test Engineer:	85502
Test Date:	2024/02/13

Bandwidth and Antenna Gain

Channel	Frequency (MHz)	Min 26 dB BW (MHz)	Min 99% BW (MHz)	Directional Gain for Power (dBi)	Directional Gain for PSD (dBi)
Low	5260	23.8400	18.2370	3.90	6.80
Mid	5300	22.4800	18.2340	3.90	6.80
High	5320	22.1600	18.3280	3.90	6.80

Limits

Channel	Frequency (MHz)	FCC Power Limit (dBm)	ISED Power Limit (dBm)	ISED EIRP Limit (dBm)	Power Limit (dBm)	FCC PSD Limit (dBm/ 1MHz)	ISED PSD Limit (dBm/ 1MHz)	PSD Limit (dBm/ 1MHz)
Low	5260	24.00	23.61	29.61	23.61	10.20	11.00	10.20
Mid	5300	24.00	23.61	29.61	23.61	10.20	11.00	10.20
High	5320	24.00	23.63	29.63	23.63	10.20	11.00	10.20

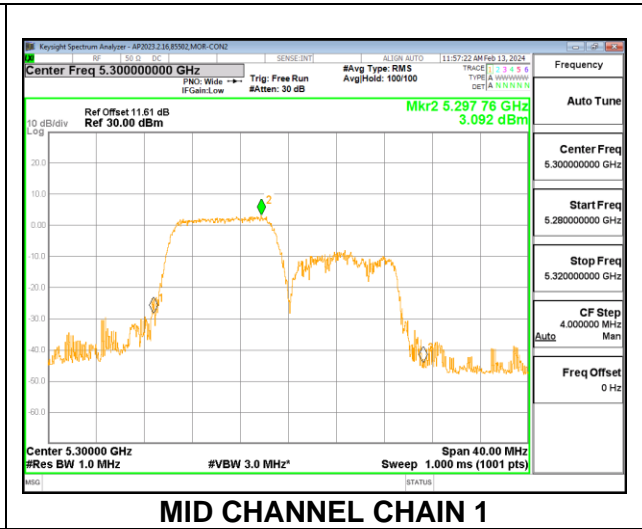
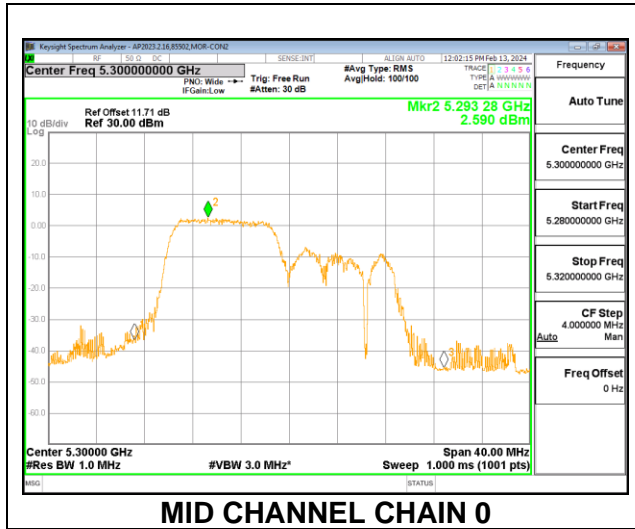
Duty Cycle CF (dB)	3.77	Included in Calculations of Corr'd PSD
---------------------------	------	---

Output Power Results

Channel	Frequency (MHz)	Chain 0 Meas Power (dBm)	Chain 1 Meas Power (dBm)	Total Corr'd Power (dBm)	Power Limit (dBm)	Power Margin (dB)
Low	5260	12.39	12.87	15.65	23.61	-7.96
Mid	5300	14.88	14.64	17.77	23.61	-5.83
High	5320	14.28	14.77	17.54	23.63	-6.09

PSD Results

Channel	Frequency (MHz)	Chain 0 Meas PSD (dBm/ 1MHz)	Chain 1 Meas PSD (dBm/ 1MHz)	Total Corr'd PSD (dBm/ 1MHz)	PSD Limit (dBm/ 1MHz)	PSD Margin (dB)
Low	5260	1.534	3.480	9.40	10.20	-0.80
Mid	5300	2.590	3.092	9.63	10.20	-0.57
High	5320	2.233	2.796	9.30	10.20	-0.90



2TX CHAIN 0 + CHAIN 1 OFDMA MODE: 242T

Test Engineer:	85502
Test Date:	2024/02/13

Bandwidth and Antenna Gain

Channel	Frequency (MHz)	Min 26 dB BW (MHz)	Min 99% BW (MHz)	Directional Gain for Power (dBi)	Directional Gain for PSD (dBi)
Low	5260	25.6000	18.9080	3.90	6.80
Mid	5300	27.2000	18.9530	3.90	6.80
High	5320	27.7200	18.8980	3.90	6.80

Limits

Channel	Frequency (MHz)	FCC Power Limit (dBm)	ISED Power Limit (dBm)	ISED EIRP Limit (dBm)	Power Limit (dBm)	FCC PSD Limit (dBm/ 1MHz)	ISED PSD Limit (dBm/ 1MHz)	PSD Limit (dBm/ 1MHz)
Low	5260	24.00	23.77	29.77	23.77	10.20	11.00	10.20
Mid	5300	24.00	23.78	29.78	23.78	10.20	11.00	10.20
High	5320	24.00	23.76	29.76	23.76	10.20	11.00	10.20

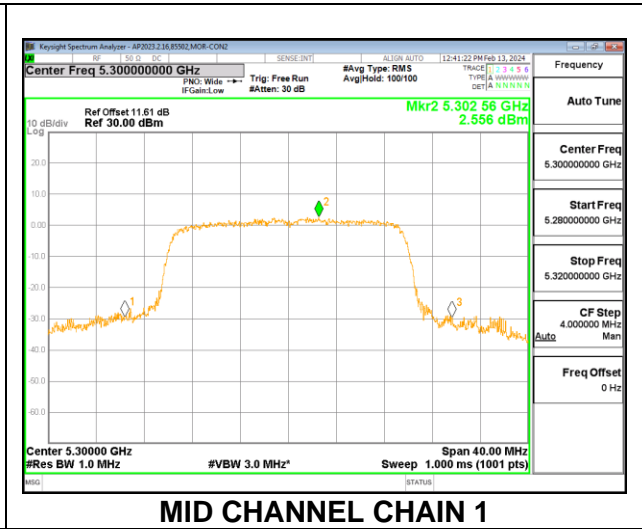
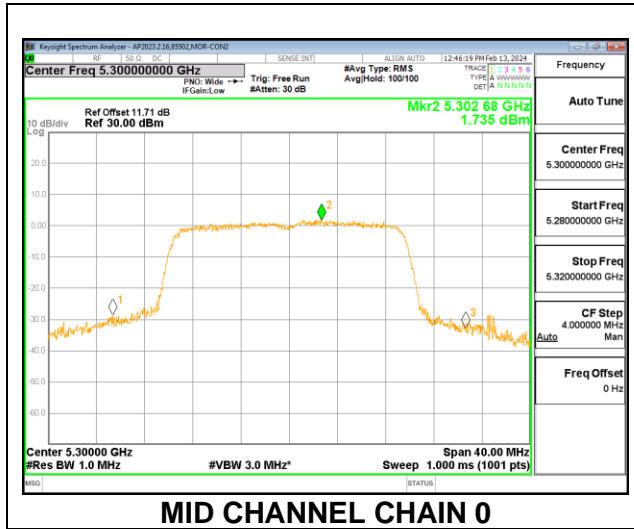
Duty Cycle CF (dB)	4.15	Included in Calculations of Corr'd PSD
---------------------------	------	---

Output Power Results

Channel	Frequency (MHz)	Chain 0 Meas Power (dBm)	Chain 1 Meas Power (dBm)	Total Corr'd Power (dBm)	Power Limit (dBm)	Power Margin (dB)
Low	5260	17.03	17.23	20.14	23.77	-3.62
Mid	5300	18.08	17.77	20.94	23.78	-2.84
High	5320	15.97	16.97	19.51	23.76	-4.26

PSD Results

Channel	Frequency (MHz)	Chain 0 Meas PSD (dBm/ 1MHz)	Chain 1 Meas PSD (dBm/ 1MHz)	Total Corr'd PSD (dBm/ 1MHz)	PSD Limit (dBm/ 1MHz)	PSD Margin (dB)
Low	5260	1.771	2.135	9.12	10.20	-1.08
Mid	5300	1.735	2.556	9.33	10.20	-0.87
High	5320	0.949	2.894	9.19	10.20	-1.01



2TX CHAIN 0 + CHAIN 1 OFDMA MODE: SU

Test Engineer:	85502
Test Date:	2024/02/13

Bandwidth and Antenna Gain

Channel	Frequency (MHz)	Min 26 dB BW (MHz)	Min 99% BW (MHz)	Directional Gain for Power (dBi)	Directional Gain for PSD (dBi)
Low	5260	23.4800	18.9820	3.90	6.80
Mid	5300	25.3600	18.9620	3.90	6.80
High	5320	25.4800	18.9470	3.90	6.80

Limits

Channel	Frequency (MHz)	FCC Power Limit (dBm)	ISED Power Limit (dBm)	ISED EIRP Limit (dBm)	Power Limit (dBm)	FCC PSD Limit (dBm/ 1MHz)	ISED PSD Limit (dBm/ 1MHz)	PSD Limit (dBm/ 1MHz)
Low	5260	24.00	23.78	29.78	23.78	10.20	11.00	10.20
Mid	5300	24.00	23.78	29.78	23.78	10.20	11.00	10.20
High	5320	24.00	23.78	29.78	23.78	10.20	11.00	10.20

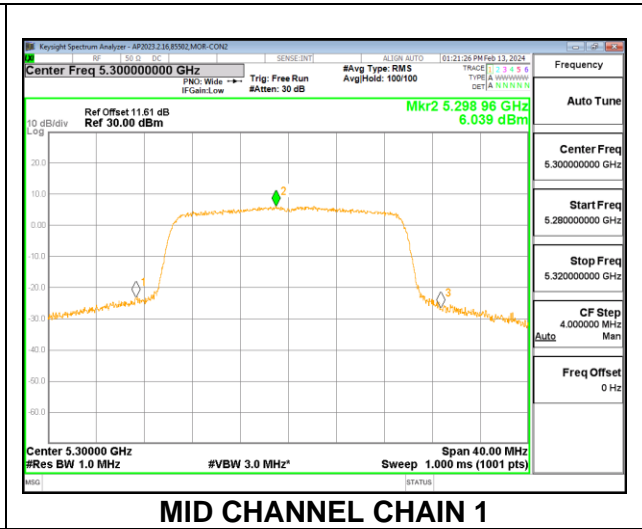
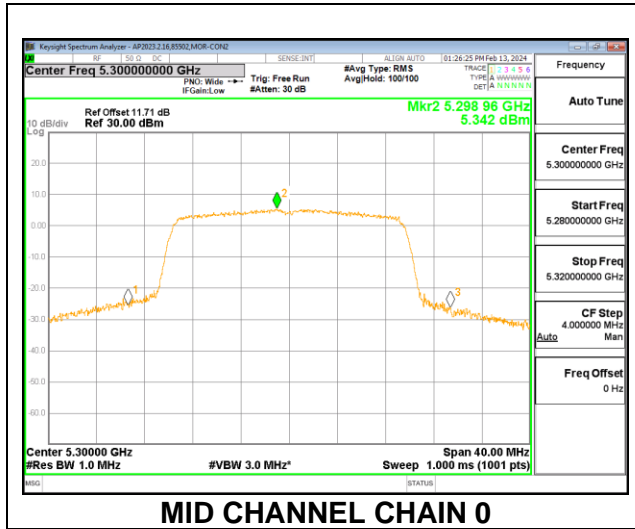
Duty Cycle CF (dB)	0.74	Included in Calculations of Corr'd PSD
---------------------------	------	---

Output Power Results

Channel	Frequency (MHz)	Chain 0 Meas Power (dBm)	Chain 1 Meas Power (dBm)	Total Corr'd Power (dBm)	Power Limit (dBm)	Power Margin (dB)
Low	5260	17.02	17.41	20.23	23.78	-3.55
Mid	5300	18.12	18.16	21.15	23.78	-2.63
High	5320	16.09	16.52	19.32	23.78	-4.45

PSD Results

Channel	Frequency (MHz)	Chain 0 Meas PSD (dBm/ 1MHz)	Chain 1 Meas PSD (dBm/ 1MHz)	Total Corr'd PSD (dBm/ 1MHz)	PSD Limit (dBm/ 1MHz)	PSD Margin (dB)
Low	5260	4.809	5.873	9.12	10.20	-1.08
Mid	5300	5.342	6.039	9.45	10.20	-0.75
High	5320	4.874	5.879	9.16	10.20	-1.04



9.5.13. 802.11ax HE40 MODE IN THE 5.3 GHz BAND (FCC+IC)

2TX CHAIN 0 + CHAIN 1 OFDMA MODE: 484T

Test Engineer:	85502
Test Date:	2024/02/13

Bandwidth and Antenna Gain

Channel	Frequency (MHz)	Min 26 dB BW (MHz)	Min 99% BW (MHz)	Directional Gain for Power (dBi)	Directional Gain for PSD (dBi)
Low	5270	40.0800	37.5230	3.90	6.80
High	5310	40.1600	37.3870	3.90	6.80

Limits

Channel	Frequency (MHz)	FCC Power Limit (dBm)	ISED Power Limit (dBm)	ISED EIRP Limit (dBm)	Power Limit (dBm)	FCC PSD Limit (dBm/ 1MHz)	ISED PSD Limit (dBm/ 1MHz)	PSD Limit (dBm/ 1MHz)
Low	5270	24.00	24.00	30.00	24.00	10.20	11.00	10.20
High	5310	24.00	24.00	30.00	24.00	10.20	11.00	10.20

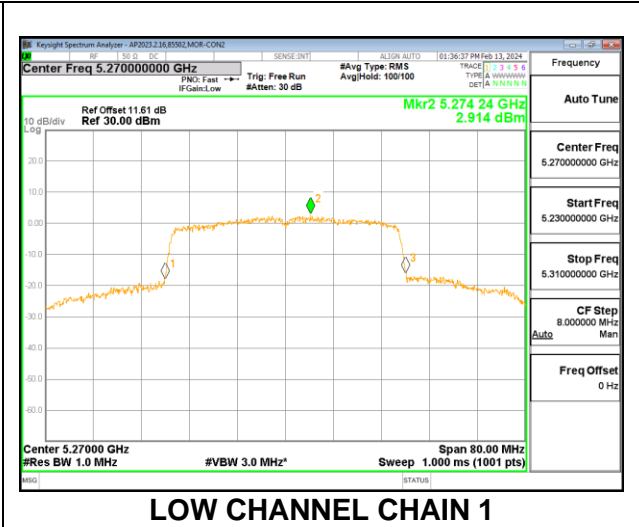
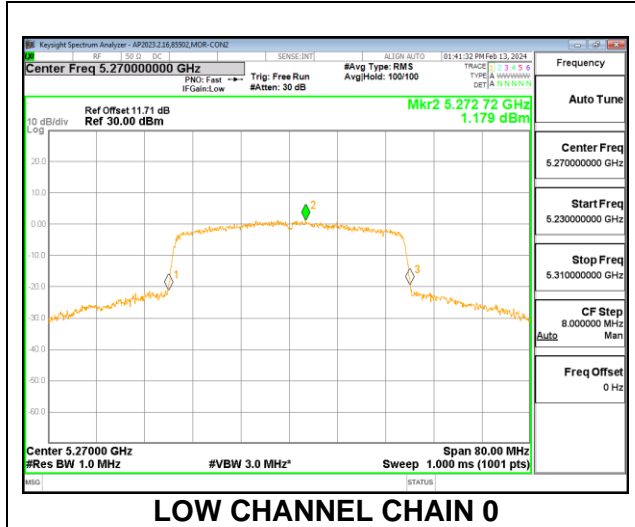
Duty Cycle CF (dB)	4.26	Included in Calculations of Corr'd PSD
---------------------------	------	---

Output Power Results

Channel	Frequency (MHz)	Chain 0 Meas Power (dBm)	Chain 1 Meas Power (dBm)	Total Corr'd Power (dBm)	Power Limit (dBm)	Power Margin (dB)
Low	5270	16.32	16.99	19.68	24.00	-4.32
High	5310	13.76	14.57	17.19	24.00	-6.81

PSD Results

Channel	Frequency (MHz)	Chain 0 Meas PSD (dBm/ 1MHz)	Chain 1 Meas PSD (dBm/ 1MHz)	Total Corr'd PSD (dBm/ 1MHz)	PSD Limit (dBm/ 1MHz)	PSD Margin (dB)
Low	5270	1.18	2.91	9.40	10.20	-0.80
High	5310	2.22	1.45	9.12	10.20	-1.08



2TX CHAIN 0 + CHAIN 1 OFDMA MODE: SU

Test Engineer:	85502
Test Date:	2024/02/13

Bandwidth and Antenna Gain

Channel	Frequency (MHz)	Min 26 dB BW (MHz)	Min 99% BW (MHz)	Directional Gain for Power (dBi)	Directional Gain for PSD (dBi)
Low	5270	40.2400	37.5090	3.90	6.80
High	5310	40.0800	37.3960	3.90	6.80

Limits

Channel	Frequency (MHz)	FCC Power Limit (dBm)	ISED Power Limit (dBm)	ISED EIRP Limit (dBm)	Power Limit (dBm)	FCC PSD Limit (dBm/ 1MHz)	ISED PSD Limit (dBm/ 1MHz)	PSD Limit (dBm/ 1MHz)
Low	5270	24.00	24.00	30.00	24.00	10.20	11.00	10.20
High	5310	24.00	24.00	30.00	24.00	10.20	11.00	10.20

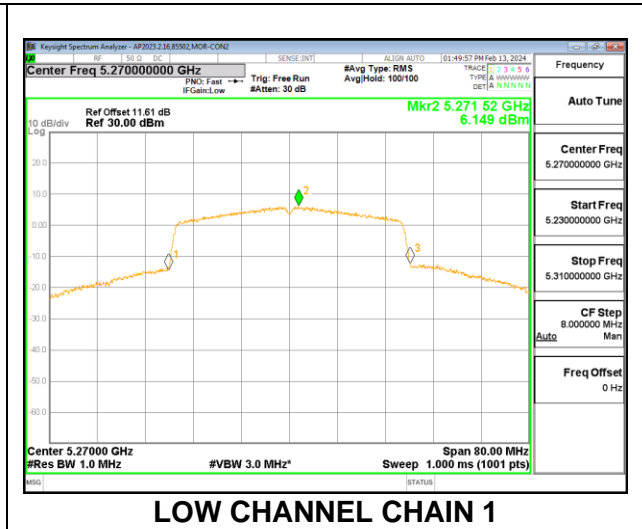
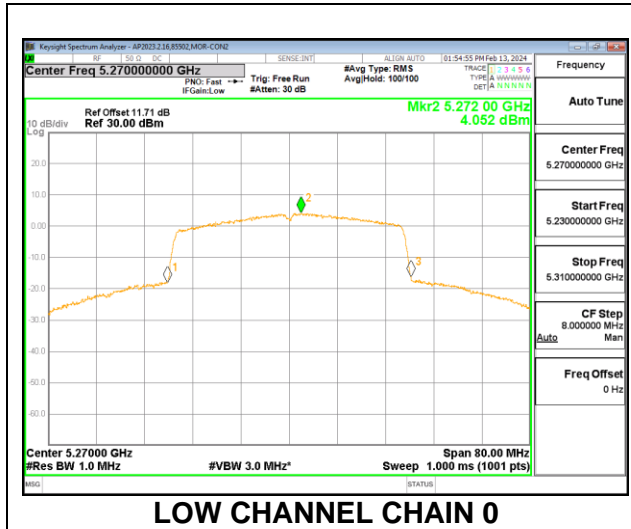
Duty Cycle CF (dB)	1.32	Included in Calculations of Corr'd PSD
---------------------------	------	---

Output Power Results

Channel	Frequency (MHz)	Chain 0 Meas Power (dBm)	Chain 1 Meas Power (dBm)	Total Corr'd Power (dBm)	Power Limit (dBm)	Power Margin (dB)
Low	5270	16.47	17.21	19.87	24.00	-4.13
High	5310	13.45	14.21	16.86	24.00	-7.14

PSD Results

Channel	Frequency (MHz)	Chain 0 Meas PSD (dBm/ 1MHz)	Chain 1 Meas PSD (dBm/ 1MHz)	Total Corr'd PSD (dBm/ 1MHz)	PSD Limit (dBm/ 1MHz)	PSD Margin (dB)
Low	5270	4.05	6.15	9.56	10.20	-0.64
High	5310	4.11	4.81	8.80	10.20	-1.40



9.5.14. 802.11ax HE80 MODE IN THE 5.3 GHz BAND (FCC+IC)

2TX CHAIN 0 + CHAIN 1 OFDMA MODE: 996T

Test Engineer:	85502
Test Date:	2024/02/13

Bandwidth and Antenna Gain

Channel	Frequency (MHz)	Min 26 dB BW (MHz)	Min 99% BW (MHz)	Directional Gain for Power (dBi)	Directional Gain for PSD (dBi)
Mid	5290	81.4400	76.3520	3.90	6.80

Limits

Channel	Frequency (MHz)	FCC Power Limit (dBm)	ISED Power Limit (dBm)	ISED EIRP Limit (dBm)	Power Limit (dBm)	FCC PSD Limit (dBm/ 1MHz)	ISED PSD Limit (dBm/ 1MHz)	PSD Limit (dBm/ 1MHz)
Mid	5290	24.00	24.00	30.00	24.00	10.20	11.00	10.20

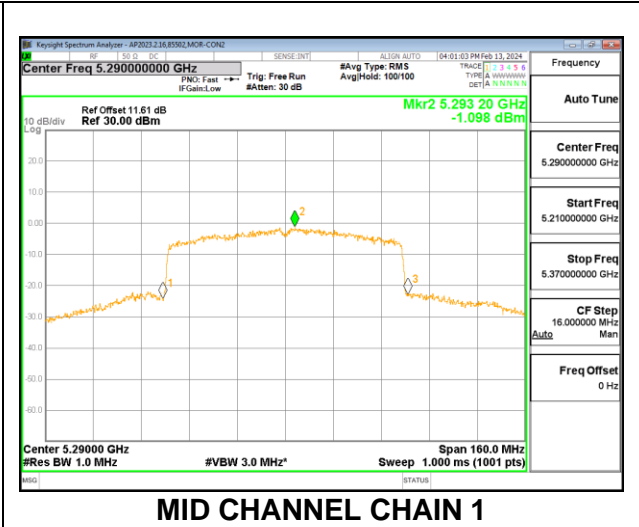
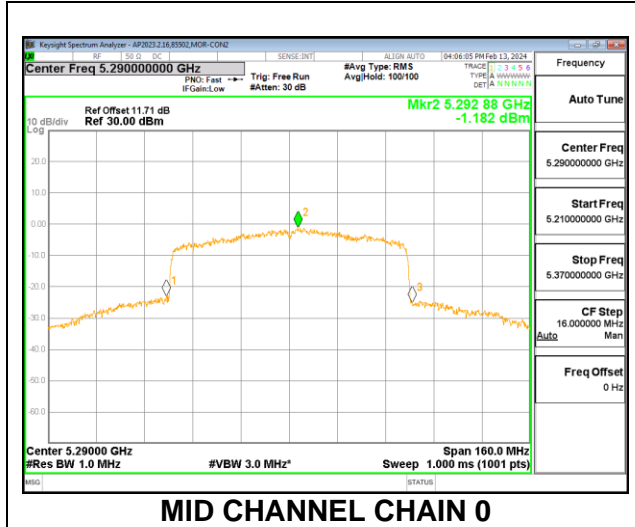
Duty Cycle CF (dB)	4.52	Included in Calculations of Corr'd PSD
---------------------------	------	---

Output Power Results

Channel	Frequency (MHz)	Chain 0 Meas Power (dBm)	Chain 1 Meas Power (dBm)	Total Corr'd Power (dBm)	Power Limit (dBm)	Power Margi (dB)
Mid	5290	12.27	12.82	15.56	24.00	-8.44

PSD Results

Channel	Frequency (MHz)	Chain 0 Meas PSD (dBm/ 1MHz)	Chain 1 Meas PSD (dBm/ 1MHz)	Total Corr'd PSD (dBm/ 1MHz)	PSD Limit (dBm/ 1MHz)	PSD Margi (dB)
Mid	5290	-1.182	-1.098	6.39	10.20	-3.81



2TX CHAIN 0 + CHAIN 1 OFDMA MODE: SU

Test Engineer:	85502
Test Date:	2024/02/13

Bandwidth and Antenna Gain

Channel	Frequency (MHz)	Min 26 dB BW (MHz)	Min 99% BW (MHz)	Directional Gain for Power (dBi)	Directional Gain for PSD (dBi)
Mid	5290	81.4400	76.5470	3.90	6.80

Limits

Channel	Frequency (MHz)	FCC Power Limit (dBm)	ISED Power Limit (dBm)	ISED EIRP Limit (dBm)	Power Limit (dBm)	FCC PSD Limit (dBm/ 1MHz)	ISED PSD Limit (dBm/ 1MHz)	PSD Limit (dBm/ 1MHz)
Mid	5290	24.00	24.00	30.00	24.00	10.20	11.00	10.20

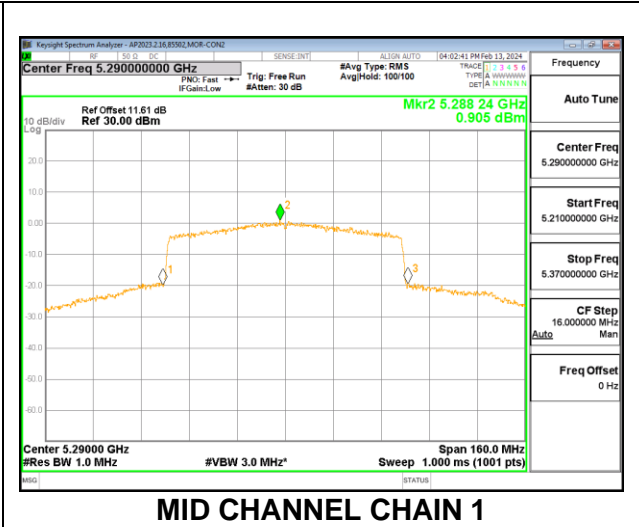
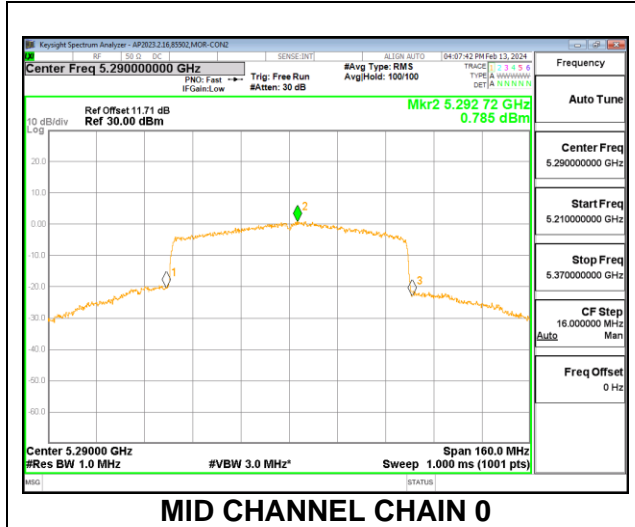
Duty Cycle CF (dB)	2.37	Included in Calculations of Corr'd PSD
---------------------------	------	---

Output Power Results

Channel	Frequency (MHz)	Chain 0 Meas Power (dBm)	Chain 1 Meas Power (dBm)	Total Corr'd Power (dBm)	Power Limit (dBm)	Power Margi (dB)
Mid	5290	12.44	12.94	15.71	24.00	-8.29

PSD Results

Channel	Frequency (MHz)	Chain 0 Meas PSD (dBm/ 1MHz)	Chain 1 Meas PSD (dBm/ 1MHz)	Total Corr'd PSD (dBm/ 1MHz)	PSD Limit (dBm/ 1MHz)	PSD Margi (dB)
Mid	5290	0.785	0.905	6.23	10.20	-3.97



9.5.15. 802.11a MODE IN THE 5.6 GHz BAND (FCC+IC)

2TX CHAIN 0 + CHAIN 1 CDD MODE

Test Engineer:	84740
Test Date:	2024/02/13 and 2024-05-02

Bandwidth and Antenna Gain

Channel	Frequency (MHz)	Min 26 dB BW (MHz)	Min 99% BW (MHz)	Directional Gain for Power (dBi)	Directional Gain for PSD (dBi)
Low	5500	31.0000	20.4380	5.00	7.80
Mid	5580	26.6400	17.1470	5.00	7.80
High	5700	31.6400	17.5400	5.00	7.80

Limits

Channel	Frequency (MHz)	FCC Power Limit (dBm)	ISED Power Limit (dBm)	ISED EIRP Limit (dBm)	Power Limit (dBm)	FCC PSD Limit (dBm/1MHz)	ISED PSD Limit (dBm/1MHz)	PSD Limit (dBm/1MHz)
Low	5500	24.00	24.00	30.00	24.00	9.20	11.00	9.20
Low	5520	24.00	24.00	30.00	24.00	10.50	11.00	10.50
Mid	5580	24.00	23.34	29.34	23.34	9.20	11.00	9.20
High	5680	24.00	23.44	29.44	23.44	9.20	11.00	9.20
High	5700	24.00	23.44	29.44	23.44	9.20	11.00	9.20

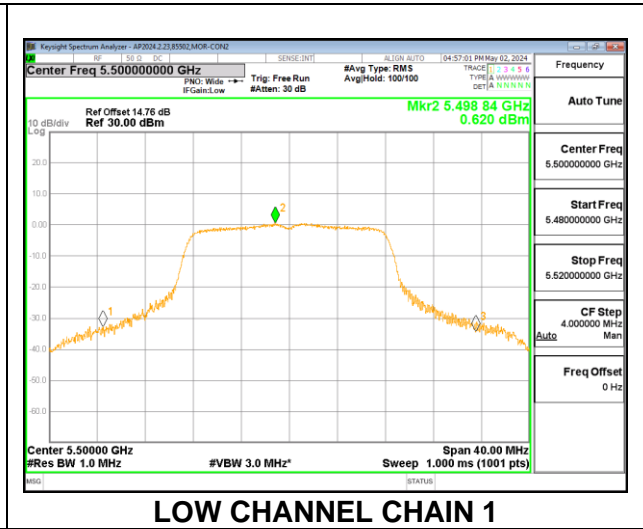
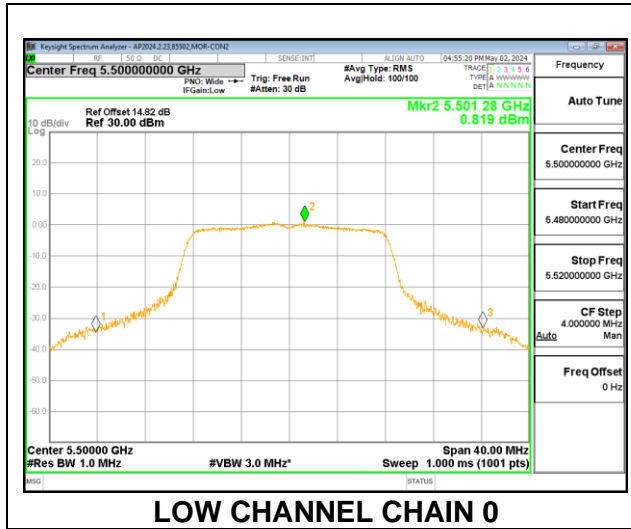
Duty Cycle CF (dB)	0.94	Included in Calculations of Corr'd PSD
---------------------------	------	---

Output Power Results

Channel	Frequency (MHz)	Chain 0 Meas Power (dBm)	Chain 1 Meas Power (dBm)	Total Corr'd Power (dBm)	Power Limit (dBm)	Power Margin (dB)
Low	5500	12.98	13.28	16.14	24.00	-7.86
Low	5520	12.75	13.13	15.95	24.00	-8.05
Mid	5580	11.98	12.75	15.39	23.34	-7.95
High	5680	12.11	11.34	14.75	23.34	-8.59
High	5700	11.71	11.52	14.63	23.44	-8.81

PSD Results

Channel	Frequency (MHz)	Chain 0 Meas PSD (dBm/1MHz)	Chain 1 Meas PSD (dBm/1MHz)	Total Corr'd PSD (dBm/1MHz)	PSD Limit (dBm/1MHz)	PSD Margin (dB)
Low	5500	0.819	0.620	4.67	9.20	-4.53
Mid	5580	-1.555	-0.129	3.17	9.20	-6.03
High	5680	-1.155	-0.737	3.01	9.20	-6.19



9.5.16. 802.11n HT20 MODE IN THE 5.6 GHz BAND (FCC+IC)

2TX CHAIN 0 + CHAIN 1 CDD MODE

Test Engineer:	84740
Test Date:	2024/02/13 and 2024-05-02

Bandwidth and Antenna Gain

Channel	Frequency (MHz)	Min 26 dB BW (MHz)	Min 99% BW (MHz)	Directional Gain for Power (dBi)	Directional Gain for PSD (dBi)
Low	5500	27.6000	21.1140	5.00	7.80
Mid	5580	26.8400	18.0870	5.00	7.80
High	5700	31.2000	18.3250	5.00	7.80

Limits

Channel	Frequency (MHz)	FCC Power Limit (dBm)	ISED Power Limit (dBm)	ISED EIRP Limit (dBm)	Power Limit (dBm)	FCC PSD Limit (dBm/1MHz)	ISED PSD Limit (dBm/1MHz)	PSD Limit (dBm/1MHz)
Low	5500	24.00	24.00	30.00	24.00	9.20	11.00	9.20
Low	5520	24.00	24.00	30.00	24.00	9.20	11.00	9.20
Mid	5580	24.00	23.57	29.57	23.57	9.20	11.00	9.20
High	5680	24.00	23.63	29.63	23.63	9.20	11.00	9.20
High	5700	24.00	23.63	29.63	23.63	9.20	11.00	9.20

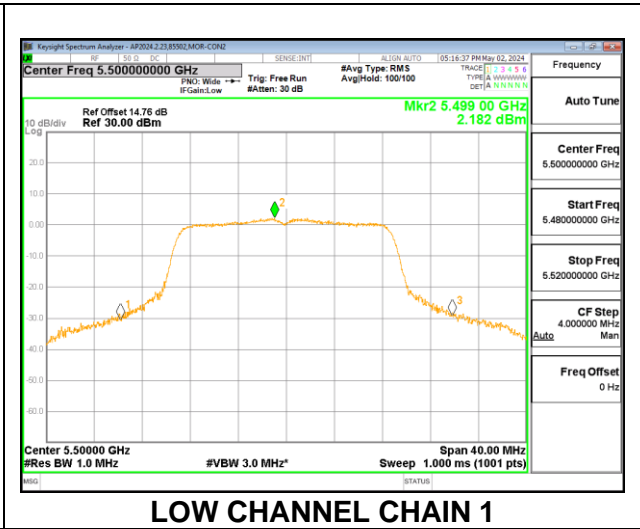
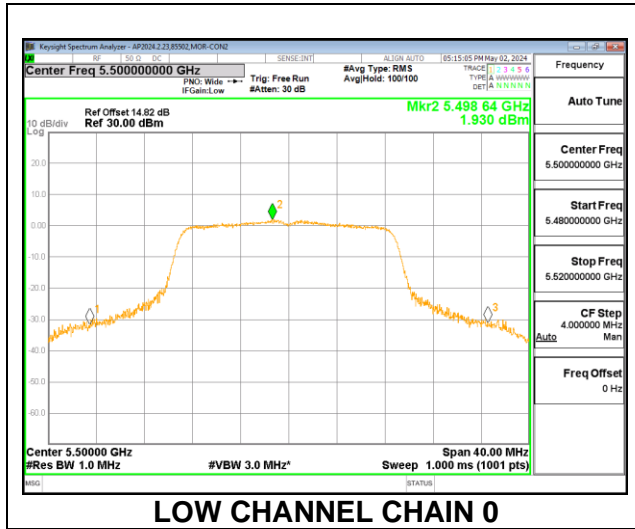
Duty Cycle CF (dB)	0.60	Included in Calculations of Corr'd PSD
---------------------------	------	---

Output Power Results

Channel	Frequency (MHz)	Chain 0 Meas Power (dBm)	Chain 1 Meas Power (dBm)	Total Corr'd Power (dBm)	Power Limit (dBm)	Power Margin (dB)
Low	5500	14.18	14.40	17.30	24.00	-6.70
Low	5520	14.07	14.29	17.19	24.00	-6.81
Mid	5580	12.94	13.65	16.32	23.57	-7.25
High	5680	13.20	12.40	15.83	23.57	-7.74
High	5700	12.78	12.55	15.68	23.63	-7.95

PSD Results

Channel	Frequency (MHz)	Chain 0 Meas PSD (dBm/1MHz)	Chain 1 Meas PSD (dBm/1MHz)	Total Corr'd PSD (dBm/1MHz)	PSD Limit (dBm/1MHz)	PSD Margin (dB)
Low	5500	1.930	2.182	5.67	9.20	-3.53
Mid	5580	-0.159	1.115	4.13	9.20	-5.07
High	5680	0.078	0.748	4.04	9.20	-5.16



9.5.17. 802.11n HT40 MODE IN THE 5.6 GHz BAND (FCC+IC)

2TX CHAIN 0 + CHAIN 1 CDD MODE

Test Engineer:	84740, 85502
Test Date:	2024/02/13-2024/02/14

Bandwidth and Antenna Gain

Channel	Frequency (MHz)	Min 26 dB BW (MHz)	Min 99% BW (MHz)	Directional Gain for Power (dBi)	Directional Gain for PSD (dBi)
Low	5510	41.0400	35.7870	5.00	7.80
Mid	5550	40.9600	35.7920	5.00	7.80
High	5630	41.4400	35.8090	5.00	7.80
High	5670	41.4400	35.8090	5.00	7.80

Limits

Channel	Frequency (MHz)	FCC Power Limit (dBm)	ISED Power Limit (dBm)	ISED EIRP Limit (dBm)	Power Limit (dBm)	FCC PSD Limit (dBm/ 1MHz)	ISED PSD Limit (dBm/ 1MHz)	PSD Limit (dBm/ 1MHz)
Low	5510	24.00	24.00	30.00	24.00	9.20	11.00	9.20
Mid	5550	24.00	24.00	30.00	24.00	9.20	11.00	9.20
High	5630	24.00	24.00	30.00	24.00	9.20	11.00	9.20
High	5670	24.00	24.00	30.00	24.00	9.20	11.00	9.20

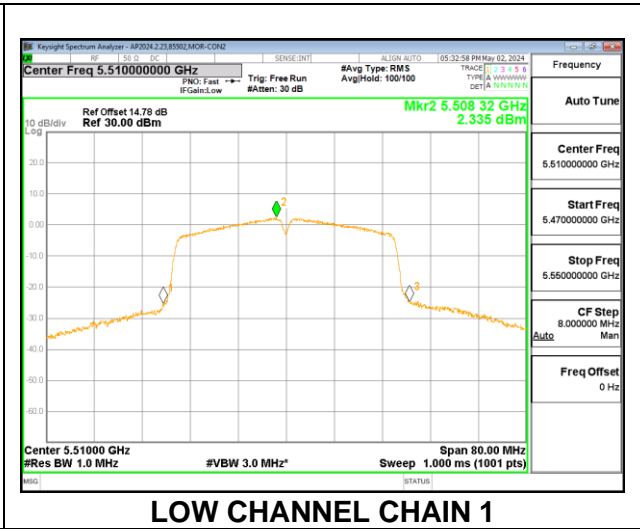
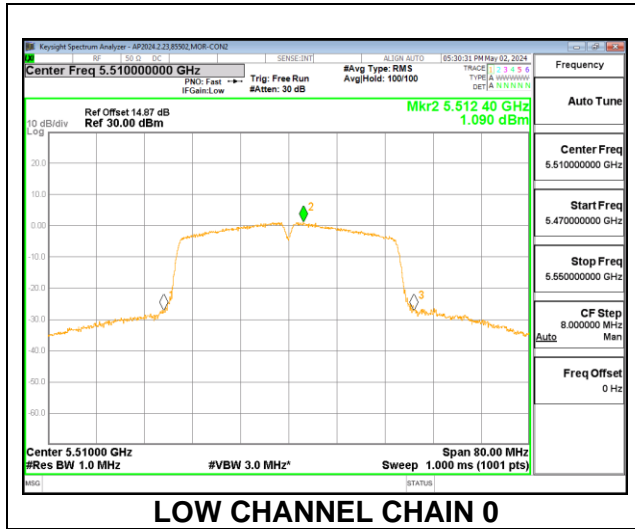
Duty Cycle CF (dB)	1.14	Included in Calculations of Corr'd PSD
---------------------------	------	---

Output Power Results

Channel	Frequency (MHz)	Chain 0 Meas Power (dBm)	Chain 1 Meas Power (dBm)	Total Corr'd Power (dBm)	Power Limit (dBm)	Power Margin (dB)
Low	5510	12.32	12.82	15.59	24.00	-8.41
Mid	5550	15.27	16.04	18.68	24.00	-5.32
High	5630	14.89	16.17	18.59	24.00	-5.41
High	5670	15.51	15.54	18.54	24.00	-5.46

PSD Results

Channel	Frequency (MHz)	Chain 0 Meas PSD (dBm/ 1MHz)	Chain 1 Meas PSD (dBm/ 1MHz)	Total Corr'd PSD (dBm/ 1MHz)	PSD Limit (dBm/ 1MHz)	PSD Margin (dB)
Low	5510	1.09	2.34	5.91	9.20	-3.29
Mid	5550	-0.35	0.32	4.15	9.20	-5.05
High	5630	0.00	0.51	4.41	9.20	-4.79



9.5.18. 802.11ac VHT80 MODE IN THE 5.6 GHz BAND (FCC+IC)

2TX CHAIN 0 + CHAIN 1 CDD MODE

Test Engineer:	84740, 85502
Test Date:	2024/02/13-2024/02/14

Bandwidth and Antenna Gain

Channel	Frequency (MHz)	Min 26 dB BW (MHz)	Min 99% BW (MHz)	Directional Gain for Power (dBi)	Directional Gain for PSD (dBi)
Low	5530	80.8000	75.0140	5.00	7.80
High	5610	81.1200	75.1990	5.00	7.80

Limits

Channel	Frequency (MHz)	FCC Power Limit (dBm)	ISED Power Limit (dBm)	ISED EIRP Limit (dBm)	Power Limit (dBm)	FCC PSD Limit (dBm/ 1MHz)	ISED PSD Limit (dBm/ 1MHz)	PSD Limit (dBm/ 1MHz)
Low	5530	24.00	24.00	30.00	24.00	9.20	11.00	9.20
High	5610	24.00	24.00	30.00	24.00	9.20	11.00	9.20

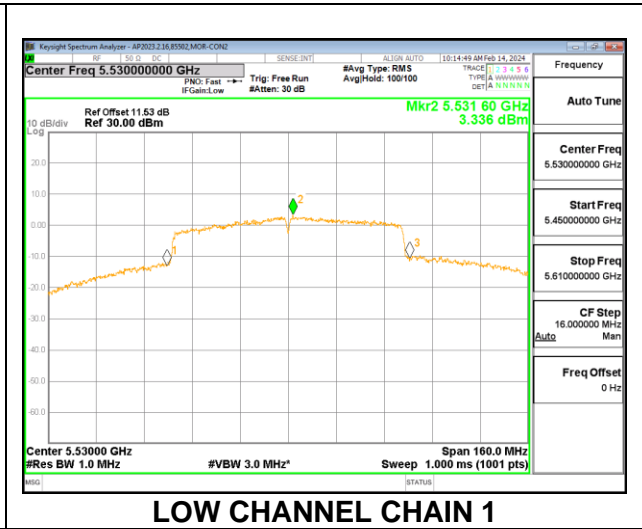
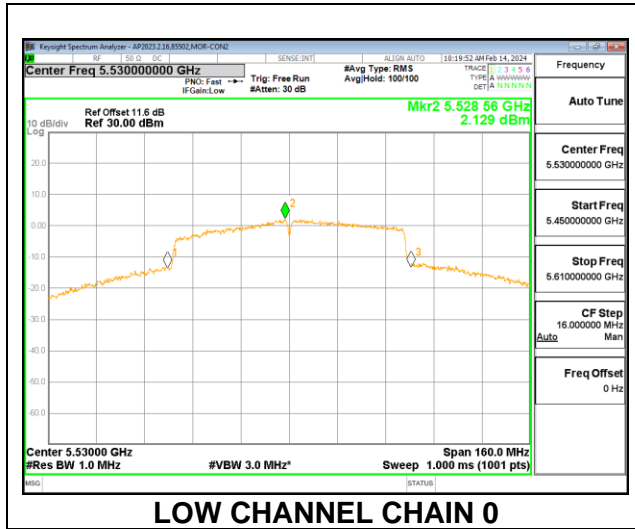
Duty Cycle CF (dB)	2.17	Included in Calculations of Corr'd PSD
---------------------------	------	--

Output Power Results

Channel	Frequency (MHz)	Chain 0 Meas Power (dBm)	Chain 1 Meas Power (dBm)	Total Corr'd Power (dBm)	Power Limit (dBm)	Power Margi (dB)
Low	5530	11.19	11.18	14.20	24.00	-9.80
High	5610	14.27	15.49	17.93	24.00	-6.07

PSD Results

Channel	Frequency (MHz)	Chain 0 Meas PSD (dBm/ 1MHz)	Chain 1 Meas PSD (dBm/ 1MHz)	Total Corr'd PSD (dBm/ 1MHz)	PSD Limit (dBm/ 1MHz)	PSD Margi (dB)
Low	5530	2.129	3.336	7.95	9.20	-1.25
High	5610	1.100	3.246	7.48	9.20	-1.72



9.5.19. 802.11ax HE20 MODE IN THE 5.6 GHz BAND (FCC+IC)

2TX CHAIN 0 + CHAIN 1 OFDMA MODE: 26T

Test Engineer:	84740
Test Date:	2024/02/13

Bandwidth and Antenna Gain

Channel	Frequency (MHz)	Min 26 dB BW (MHz)	Min 99% BW (MHz)	Directional Gain for Power (dBi)	Directional Gain for PSD (dBi)
Low	5500	20.3600	18.4230	5.00	7.80
Mid	5580	18.1600	17.0750	5.00	7.80
High	5700	20.6000	18.5990	5.00	7.80

Limits

Channel	Frequency (MHz)	FCC Power Limit (dBm)	ISED Power Limit (dBm)	ISED EIRP Limit (dBm)	Power Limit (dBm)	FCC PSD Limit (dBm/ 1MHz)	ISED PSD Limit (dBm/ 1MHz)	PSD Limit (dBm/ 1MHz)
Low	5500	24.00	23.65	29.65	23.65	9.20	11.00	9.20
Mid	5580	23.59	23.32	29.32	23.32	9.20	11.00	9.20
High	5680	24.00	23.69	29.69	23.69	9.20	11.00	9.20
High	5700	24.00	23.69	29.69	23.69	9.20	11.00	9.20

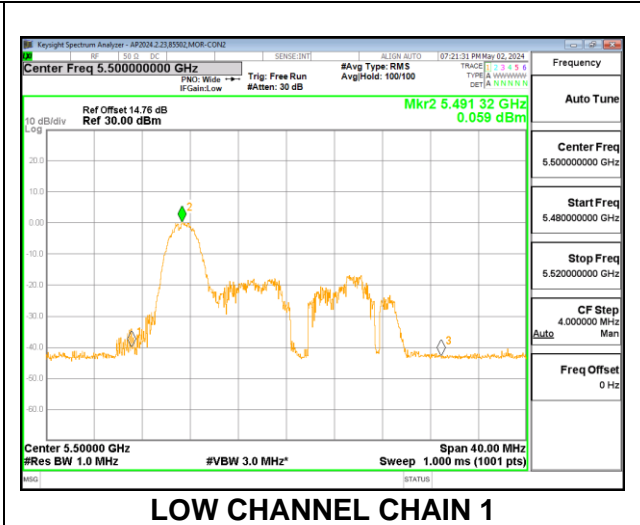
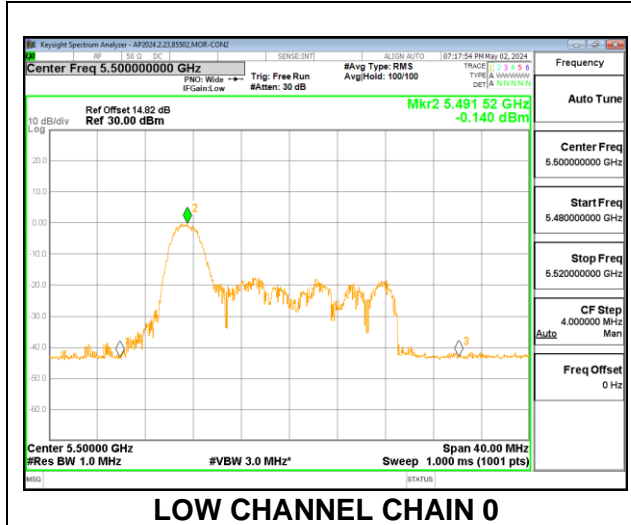
Duty Cycle CF (dB)	3.04	Included in Calculations of Corr'd PSD
---------------------------	------	--

Output Power Results

Channel	Frequency (MHz)	Chain 0 Meas Power (dBm)	Chain 1 Meas Power (dBm)	Total Corr'd Power (dBm)	Power Limit (dBm)	Power Margin (dB)
Low	5500	6.18	6.97	9.60	23.65	-14.05
Mid	5580	6.29	6.64	9.48	23.32	-13.84
High	5680	6.33	5.44	8.92	23.69	-14.78
High	5700	5.91	5.64	8.79	23.69	-14.91

PSD Results

Channel	Frequency (MHz)	Chain 0 Meas PSD (dBm/ 1MHz)	Chain 1 Meas PSD (dBm/ 1MHz)	Total Corr'd PSD (dBm/ 1MHz)	PSD Limit (dBm/ 1MHz)	PSD Margin (dB)
Low	5500	-0.140	0.059	6.01	9.20	-3.19
Mid	5580	-1.143	-1.595	4.69	9.20	-4.51
High	5700	-0.892	-3.351	4.10	9.20	-5.10



2TX CHAIN 0 + CHAIN 1 OFDMA MODE: 52T

Test Engineer:	84740, 85502
Test Date:	2024/02/13-2024/02/14

Bandwidth and Antenna Gain

Channel	Frequency (MHz)	Min 26 dB BW (MHz)	Min 99% BW (MHz)	Directional Gain for Power (dBi)	Directional Gain for PSD (dBi)
Low	5500	20.3600	18.2780	5.00	7.80
Mid	5580	18.4800	16.9920	5.00	7.80
High	5700	21.0800	18.0040	5.00	7.80

Limits

Channel	Frequency (MHz)	FCC Power Limit (dBm)	ISED Power Limit (dBm)	ISED EIRP Limit (dBm)	Power Limit (dBm)	FCC PSD Limit (dBm/ 1MHz)	ISED PSD Limit (dBm/ 1MHz)	PSD Limit (dBm/ 1MHz)
Low	5500	24.00	23.62	29.62	23.62	9.20	11.00	9.20
Mid	5580	23.67	23.30	29.30	23.30	9.20	11.00	9.20
High	5700	24.00	23.55	29.55	23.55	9.20	11.00	9.20

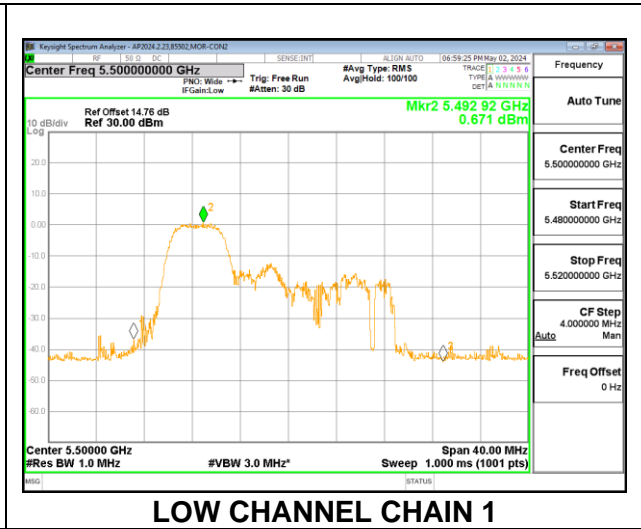
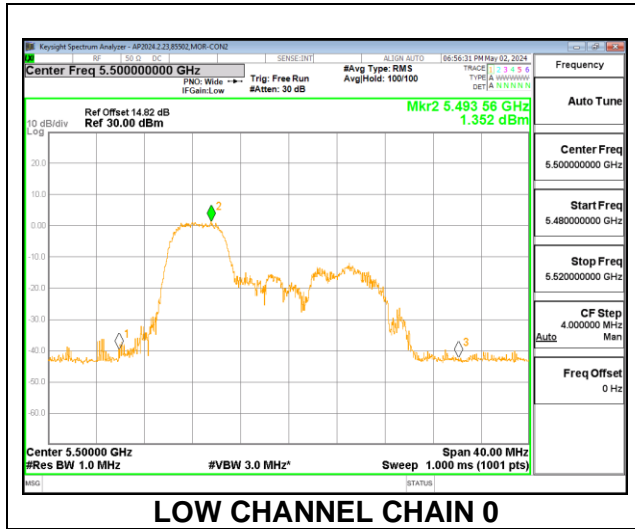
Duty Cycle CF (dB)	1.04	Included in Calculations of Corr'd PSD
---------------------------	------	---

Output Power Results

Channel	Frequency (MHz)	Chain 0 Meas Power (dBm)	Chain 1 Meas Power (dBm)	Total Corr'd Power (dBm)	Power Limit (dBm)	Power Margin (dB)
Low	5500	8.91	9.65	12.31	23.62	-11.31
Mid	5580	8.66	9.16	11.93	23.30	-11.37
High	5700	8.34	8.06	11.21	23.55	-12.34

PSD Results

Channel	Frequency (MHz)	Chain 0 Meas PSD (dBm/ 1MHz)	Chain 1 Meas PSD (dBm/ 1MHz)	Total Corr'd PSD (dBm/ 1MHz)	PSD Limit (dBm/ 1MHz)	PSD Margin (dB)
Low	5500	1.352	0.671	5.08	9.20	-4.12
Mid	5580	0.576	0.785	4.73	9.20	-4.47
High	5700	-0.546	0.080	3.83	9.20	-5.37



2TX CHAIN 0 + CHAIN 1 OFDMA MODE: 106T

Test Engineer:	84740, 85502
Test Date:	2024/02/13-2024/02/14

Bandwidth and Antenna Gain

Channel	Frequency (MHz)	Min 26 dB BW (MHz)	Min 99% BW (MHz)	Directional Gain for Power (dBi)	Directional Gain for PSD (dBi)
Low	5500	23.0000	18.2420	5.00	7.80
Mid	5580	22.2400	18.1620	5.00	7.80
High	5700	23.0800	17.9510	5.00	7.80

Limits

Channel	Frequency (MHz)	FCC Power Limit (dBm)	ISED Power Limit (dBm)	ISED EIRP Limit (dBm)	Power Limit (dBm)	FCC PSD Limit (dBm/1MHz)	ISED PSD Limit (dBm/1MHz)	PSD Limit (dBm/1MHz)
Low	5500	24.00	23.61	29.61	23.61	9.20	11.00	9.20
Mid	5580	24.00	23.59	29.59	23.59	9.20	11.00	9.20
High	5680	24.00	23.54	29.54	23.54	9.20	11.00	9.20
High	5700	24.00	23.54	29.54	23.54	9.20	11.00	9.20

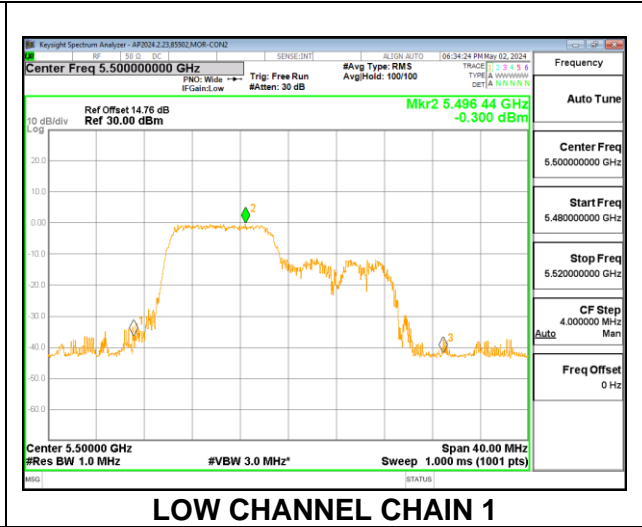
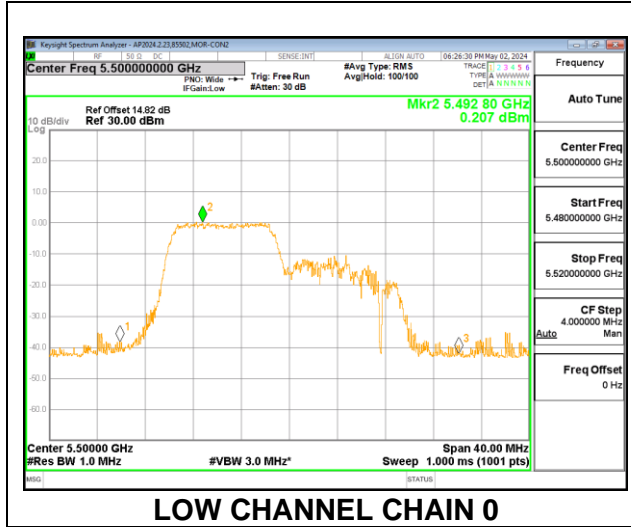
Duty Cycle CF (dB)	3.77	Included in Calculations of Corr'd PSD
---------------------------	------	--

Output Power Results

Channel	Frequency (MHz)	Chain 0 Meas Power (dBm)	Chain 1 Meas Power (dBm)	Total Corr'd Power (dBm)	Power Limit (dBm)	Power Margin (dB)
Low	5500	12.15	12.60	15.39	23.61	-8.22
Mid	5580	11.15	11.90	14.55	23.59	-9.04
High	5680	11.69	10.86	14.31	23.54	-9.24
High	5700	11.33	11.04	14.20	23.54	-9.34

PSD Results

Channel	Frequency (MHz)	Chain 0 Meas PSD (dBm/1MHz)	Chain 1 Meas PSD (dBm/1MHz)	Total Corr'd PSD (dBm/1MHz)	PSD Limit (dBm/1MHz)	PSD Margin (dB)
Low	5500	0.207	-0.300	6.74	9.20	-2.46
Mid	5580	-1.362	-0.128	6.08	9.20	-3.12
High	5700	-0.917	-0.758	5.94	9.20	-3.26



2TX CHAIN 0 + CHAIN 1 OFDMA MODE: 242T

Test Engineer:	84740, 85502
Test Date:	2024/02/13-2024/02/14

Bandwidth and Antenna Gain

Channel	Frequency (MHz)	Min 26 dB BW (MHz)	Min 99% BW (MHz)	Directional Gain for Power (dBi)	Directional Gain for PSD (dBi)
Low	5500	26.7200	19.1620	5.00	7.80
Mid	5580	29.7600	18.9970	5.00	7.80
High	5700	30.1600	18.9200	5.00	7.80

Limits

Channel	Frequency (MHz)	FCC Power Limit (dBm)	ISED Power Limit (dBm)	ISED EIRP Limit (dBm)	Power Limit (dBm)	FCC PSD Limit (dBm/ 1MHz)	ISED PSD Limit (dBm/ 1MHz)	PSD Limit (dBm/ 1MHz)
Low	5500	24.00	23.82	29.82	23.82	9.20	11.00	9.20
Low	5520	24.00	23.82	29.82	23.82	9.20	11.00	9.20
Mid	5580	24.00	23.79	29.79	23.79	9.20	11.00	9.20
High	5680	24.00	23.77	29.77	23.77	10.50	11.00	10.50
High	5700	24.00	23.77	29.77	23.77	9.20	11.00	9.20

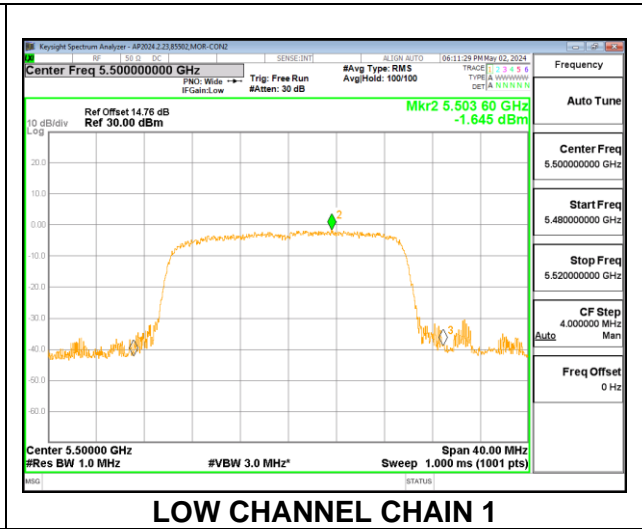
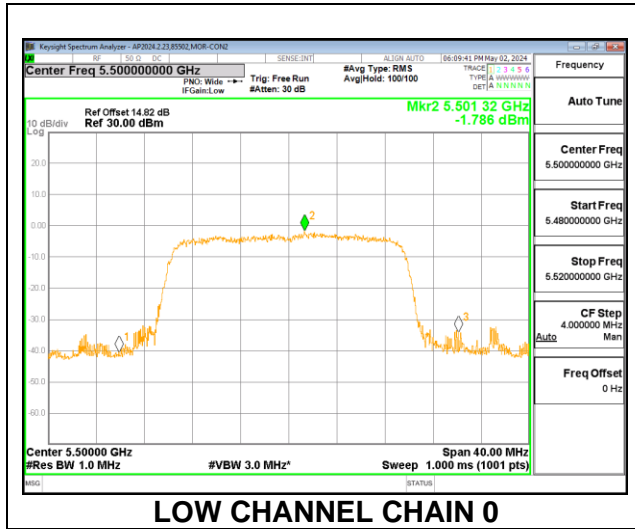
Duty Cycle CF (dB)	4.15	Included in Calculations of Corr'd PSD
---------------------------	------	--

Output Power Results

Channel	Frequency (MHz)	Chain 0 Meas Power (dBm)	Chain 1 Meas Power (dBm)	Total Corr'd Power (dBm)	Power Limit (dBm)	Power Margin (dB)
Low	5500	13.84	14.19	17.03	23.82	-6.80
Low	5520	13.85	13.75	16.81	23.82	-7.01
Mid	5580	12.59	13.32	15.98	23.79	-7.81
High	5680	12.99	12.21	15.63	23.79	-8.16
High	5700	12.68	12.48	15.59	23.77	-8.18

PSD Results

Channel	Frequency (MHz)	Chain 0 Meas PSD (dBm/ 1MHz)	Chain 1 Meas PSD (dBm/ 1MHz)	Total Corr'd PSD (dBm/ 1MHz)	PSD Limit (dBm/ 1MHz)	PSD Margin (dB)
Low	5500	-1.786	-1.645	5.45	9.20	-3.75
Mid	5580	-4.261	-2.457	3.89	9.20	-5.31
High	5680	-3.698	-2.745	3.96	10.50	-6.54



2TX CHAIN 0 + CHAIN 1 OFDMA MODE: SU

Test Engineer:	84740, 85502
Test Date:	2024/02/13-2024/02/14

Bandwidth and Antenna Gain

Channel	Frequency (MHz)	Min 26 dB BW (MHz)	Min 99% BW (MHz)	Directional Gain for Power (dBi)	Directional Gain for PSD (dBi)
Low	5500	25.7200	19.4500	5.00	7.80
Mid	5580	26.1600	19.0970	5.00	7.80
High	5700	27.4000	19.0570	5.00	7.80

Limits

Channel	Frequency (MHz)	FCC Power Limit (dBm)	ISED Power Limit (dBm)	ISED EIRP Limit (dBm)	Power Limit (dBm)	FCC PSD Limit (dBm/ 1MHz)	ISED PSD Limit (dBm/ 1MHz)	PSD Limit (dBm/ 1MHz)
Low	5500	24.00	23.89	29.89	23.89	9.20	11.00	9.20
Low	5520	24.00	23.89	29.89	23.89	9.20	11.00	9.20
Mid	5580	24.00	23.81	29.81	23.81	9.20	11.00	9.20
High	5680	24.00	23.80	29.80	23.80	9.20	11.00	9.20
High	5700	24.00	23.80	29.80	23.80	9.20	11.00	9.20

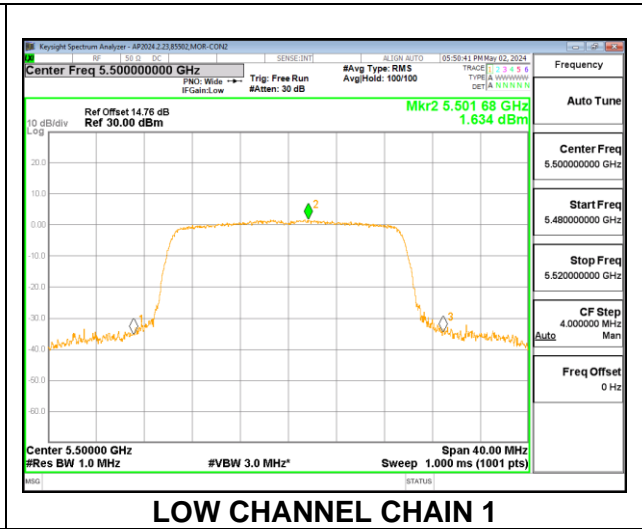
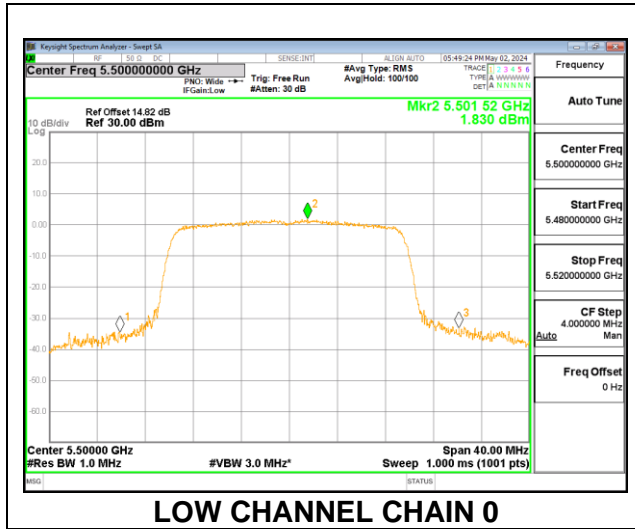
Duty Cycle CF (dB)	0.74	Included in Calculations of Corr'd PSD
---------------------------	------	---

Output Power Results

Channel	Frequency (MHz)	Chain 0 Meas Power (dBm)	Chain 1 Meas Power (dBm)	Total Corr'd Power (dBm)	Power Limit (dBm)	Power Margin (dB)
Low	5500	14.10	14.07	17.10	23.89	-6.79
Low	5520	14.26	14.41	17.35	23.89	-6.54
Mid	5580	13.08	13.64	16.38	23.81	-7.43
High	5680	13.33	12.49	15.94	23.81	-7.87
High	5700	13.04	12.80	15.93	23.80	-7.87

PSD Results

Channel	Frequency (MHz)	Chain 0 Meas PSD (dBm/ 1MHz)	Chain 1 Meas PSD (dBm/ 1MHz)	Total Corr'd PSD (dBm/ 1MHz)	PSD Limit (dBm/ 1MHz)	PSD Margin (dB)
Low	5500	1.830	1.634	5.48	9.20	-3.72
Mid	5580	-0.509	0.638	3.85	9.20	-5.35
High	5680	-0.298	-0.048	3.58	9.20	-5.62



9.5.20. 802.11ax HE40 MODE IN THE 5.6 GHz BAND (FCC+IC)
2TX CHAIN 0 + CHAIN 1 OFDMA MODE: 484T

Test Engineer:	84740, 85502
Test Date:	2024/02/13-2024/02/14

Bandwidth and Antenna Gain

Channel	Frequency (MHz)	Min 26 dB BW (MHz)	Min 99% BW (MHz)	Directional Gain for Power (dBi)	Directional Gain for PSD (dBi)
Low	5510	39.8400	37.9320	5.00	7.80
Mid	5550	40.0800	37.5710	5.00	7.80
High	5670	40.0000	37.6640	5.00	7.80

Limits

Channel	Frequency (MHz)	FCC Power Limit (dBm)	ISED Power Limit (dBm)	ISED EIRP Limit (dBm)	Power Limit (dBm)	FCC PSD Limit (dBm/ 1MHz)	ISED PSD Limit (dBm/ 1MHz)	PSD Limit (dBm/ 1MHz)
Low	5510	24.00	24.00	30.00	24.00	9.20	11.00	9.20
Mid	5550	24.00	24.00	30.00	24.00	9.20	11.00	9.20
High	5630	24.00	24.00	30.00	24.00	9.20	11.00	9.20
High	5670	24.00	24.00	30.00	24.00	9.20	11.00	9.20

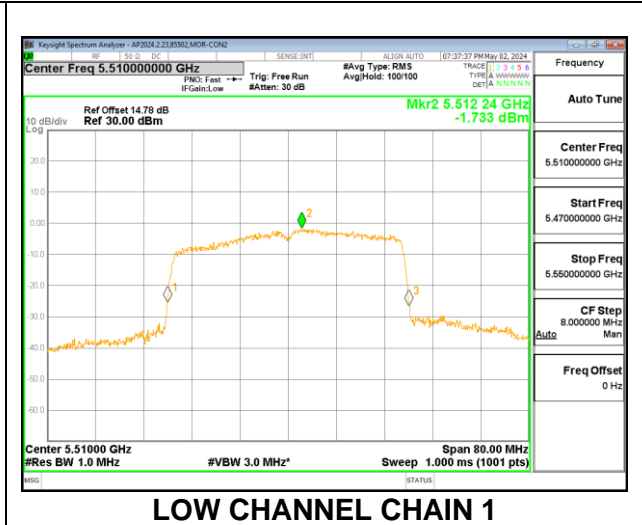
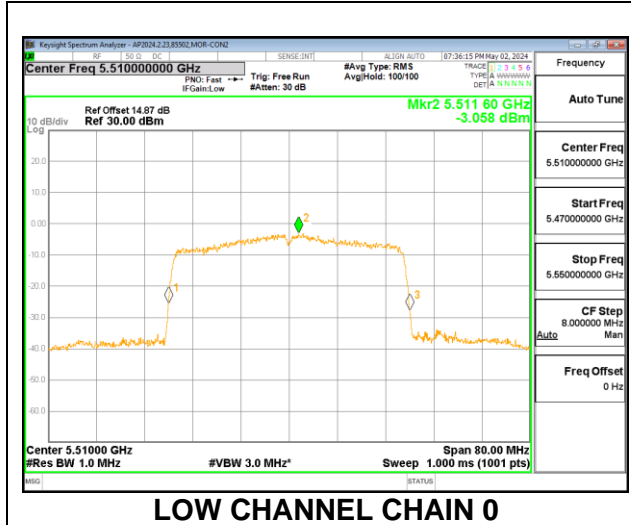
Duty Cycle CF (dB)	4.26	Included in Calculations of Corr'd PSD
---------------------------	------	--

Output Power Results

Channel	Frequency (MHz)	Chain 0 Meas Power (dBm)	Chain 1 Meas Power (dBm)	Total Corr'd Power (dBm)	Power Limit (dBm)	Power Margin (dB)
Low	5510	12.80	13.39	16.12	24.00	-7.88
Mid	5550	14.25	15.32	17.83	24.00	-6.17
High	5630	14.39	15.54	18.01	24.00	-5.99
High	5670	14.88	14.80	17.85	24.00	-6.15

PSD Results

Channel	Frequency (MHz)	Chain 0 Meas PSD (dBm/ 1MHz)	Chain 1 Meas PSD (dBm/ 1MHz)	Total Corr'd PSD (dBm/ 1MHz)	PSD Limit (dBm/ 1MHz)	PSD Margin (dB)
Low	5510	-3.06	-1.73	4.93	9.20	-4.27
Mid	5550	-4.75	-4.88	2.45	9.20	-6.75
High	5670	-3.78	-3.63	3.57	9.20	-5.63



2TX CHAIN 0 + CHAIN 1 OFDMA MODE: SU

Test Engineer:	84740, 85502
Test Date:	2024/02/13-2024/02/14

Bandwidth and Antenna Gain

Channel	Frequency (MHz)	Min 26 dB BW (MHz)	Min 99% BW (MHz)	Directional Gain for Power (dBi)	Directional Gain for PSD (dBi)
Low	5510	40.0000	37.9010	5.00	7.80
Mid	5550	40.1600	37.7240	5.00	7.80
High	5670	40.0800	37.7610	5.00	7.80

Limits

Channel	Frequency (MHz)	FCC Power Limit (dBm)	ISED Power Limit (dBm)	ISED EIRP Limit (dBm)	Power Limit (dBm)	FCC PSD Limit (dBm/ 1MHz)	ISED PSD Limit (dBm/ 1MHz)	PSD Limit (dBm/ 1MHz)
Low	5510	24.00	24.00	30.00	24.00	9.20	11.00	9.20
Mid	5550	24.00	24.00	30.00	24.00	9.20	11.00	9.20
High	5630	24.00	24.00	30.00	24.00	9.20	11.00	9.20
High	5670	24.00	24.00	30.00	24.00	9.20	11.00	9.20

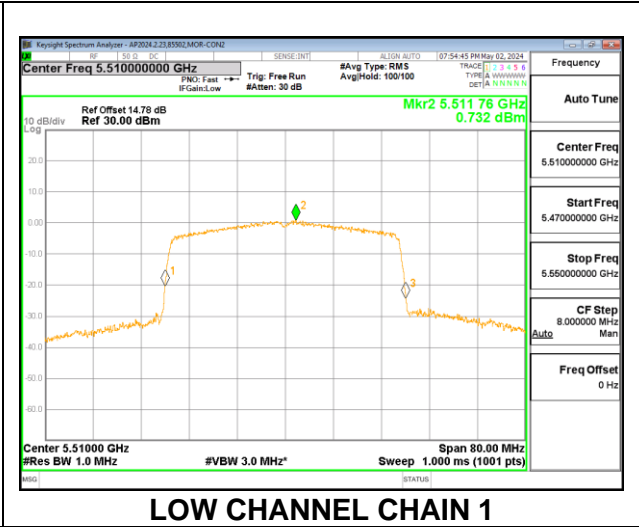
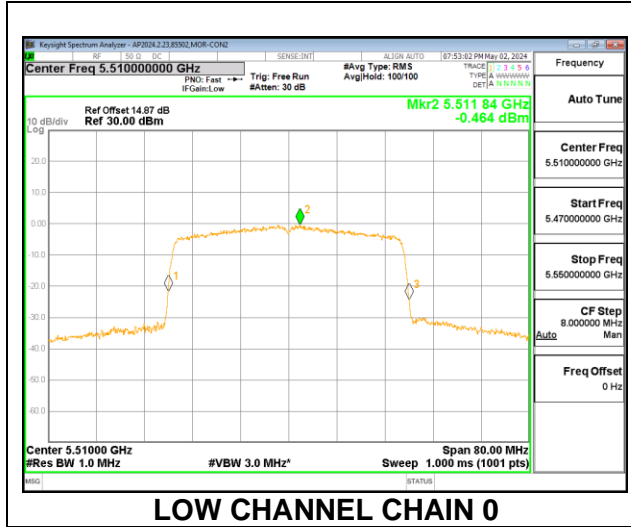
Duty Cycle CF (dB)	1.32	Included in Calculations of Corr'd PSD
---------------------------	------	---

Output Power Results

Channel	Frequency (MHz)	Chain 0 Meas Power (dBm)	Chain 1 Meas Power (dBm)	Total Corr'd Power (dBm)	Power Limit (dBm)	Power Margin (dB)
Low	5510	12.53	13.10	15.83	24.00	-8.17
Mid	5550	14.88	15.32	18.12	24.00	-5.88
High	5630	14.66	15.68	18.21	24.00	-5.79
High	5670	15.12	14.94	18.04	24.00	-5.96

PSD Results

Channel	Frequency (MHz)	Chain 0 Meas PSD (dBm/ 1MHz)	Chain 1 Meas PSD (dBm/ 1MHz)	Total Corr'd PSD (dBm/ 1MHz)	PSD Limit (dBm/ 1MHz)	PSD Margin (dB)
Low	5510	-0.464	0.732	4.51	9.20	-4.69
Mid	5550	-0.740	-0.555	3.68	9.20	-5.52
High	5670	-0.764	-0.910	3.49	9.20	-5.71



9.5.21. 802.11ax HE80 MODE IN THE 5.6 GHz BAND (FCC+IC)

2TX CHAIN 0 + CHAIN 1 OFDMA MODE: 996T

Test Engineer:	84740, 85502
Test Date:	2024/02/13-2024/02/14

Bandwidth and Antenna Gain

Channel	Frequency (MHz)	Min 26 dB BW (MHz)	Min 99% BW (MHz)	Directional Gain for Power (dBi)	Directional Gain for PSD (dBi)
Low	5530	81.2800	77.5810	5.00	7.80
High	5610	81.2800	76.9500	5.00	7.80

Limits

Channel	Frequency (MHz)	FCC Power Limit (dBm)	ISED Power Limit (dBm)	ISED EIRP Limit (dBm)	Power Limit (dBm)	FCC PSD Limit (dBm/ 1MHz)	ISED PSD Limit (dBm/ 1MHz)	PSD Limit (dBm/ 1MHz)
Low	5530	24.00	24.00	30.00	24.00	9.20	11.00	9.20
High	5610	24.00	24.00	30.00	24.00	9.20	11.00	9.20

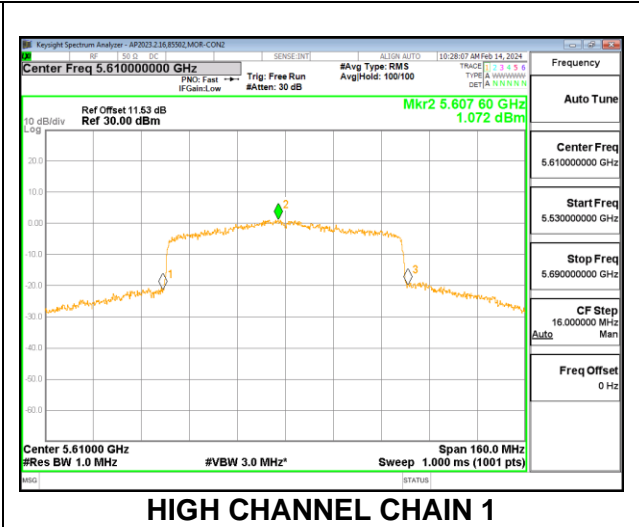
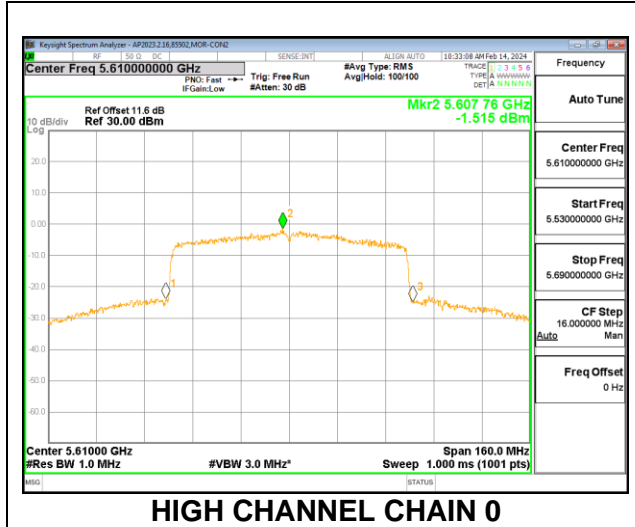
Duty Cycle CF (dB)	4.52	Included in Calculations of Corr'd PSD
---------------------------	------	---

Output Power Results

Channel	Frequency (MHz)	Chain 0 Meas Power (dBm)	Chain 1 Meas Power (dBm)	Total Corr'd Power (dBm)	Power Limit (dBm)	Power Margi (dB)
Low	5530	10.66	10.84	13.76	24.00	-10.24
High	5610	14.36	15.63	18.05	24.00	-5.95

PSD Results

Channel	Frequency (MHz)	Chain 0 Meas PSD (dBm/ 1MHz)	Chain 1 Meas PSD (dBm/ 1MHz)	Total Corr'd PSD (dBm/ 1MHz)	PSD Limit (dBm/ 1MHz)	PSD Margi (dB)
Low	5530	-0.609	0.445	7.48	9.20	-1.72
High	5610	-1.515	1.072	7.50	9.20	-1.70



2TX CHAIN 0 + CHAIN 1 OFDMA MODE: SU

Test Engineer:	84740, 85502
Test Date:	2024/02/13-2024/02/14

Bandwidth and Antenna Gain

Channel	Frequency (MHz)	Min 26 dB BW (MHz)	Min 99% BW (MHz)	Directional Gain for Power (dBi)	Directional Gain for PSD (dBi)
Low	5530	81.4400	77.4800	5.00	7.80
High	5610	81.4400	76.7870	5.00	7.80

Limits

Channel	Frequency (MHz)	FCC Power Limit (dBm)	ISED Power Limit (dBm)	ISED EIRP Limit (dBm)	Power Limit (dBm)	FCC PSD Limit (dBm/ 1MHz)	ISED PSD Limit (dBm/ 1MHz)	PSD Limit (dBm/ 1MHz)
Low	5530	24.00	24.00	30.00	24.00	9.20	11.00	9.20
High	5610	24.00	24.00	30.00	24.00	9.20	11.00	9.20

Duty Cycle CF (dB)	2.37	Included in Calculations of Corr'd PSD
---------------------------	------	---

Output Power Results

Channel	Frequency (MHz)	Chain 0 Meas Power (dBm)	Chain 1 Meas Power (dBm)	Total Corr'd Power (dBm)	Power Limit (dBm)	Power Margi (dB)
Low	5530	10.77	10.88	13.84	24.00	-10.16
High	5610	14.49	15.85	18.23	24.00	-5.77

PSD Results

Channel	Frequency (MHz)	Chain 0 Meas PSD (dBm/ 1MHz)	Chain 1 Meas PSD (dBm/ 1MHz)	Total Corr'd PSD (dBm/ 1MHz)	PSD Limit (dBm/ 1MHz)	PSD Margi (dB)
Low	5530	1.140	2.040	6.99	9.20	-2.21
High	5610	1.127	2.697	7.36	9.20	-1.84