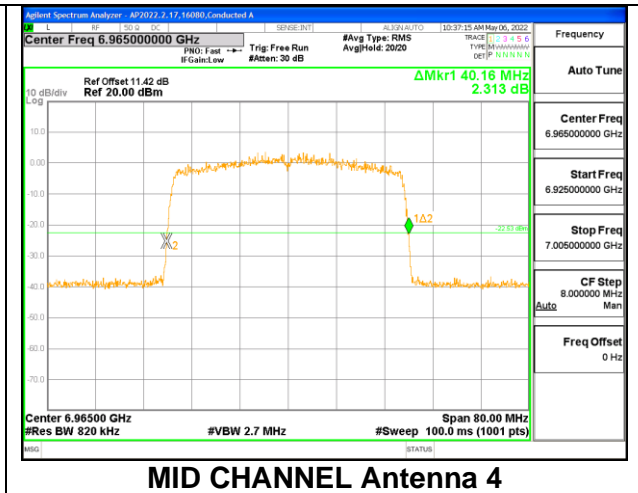
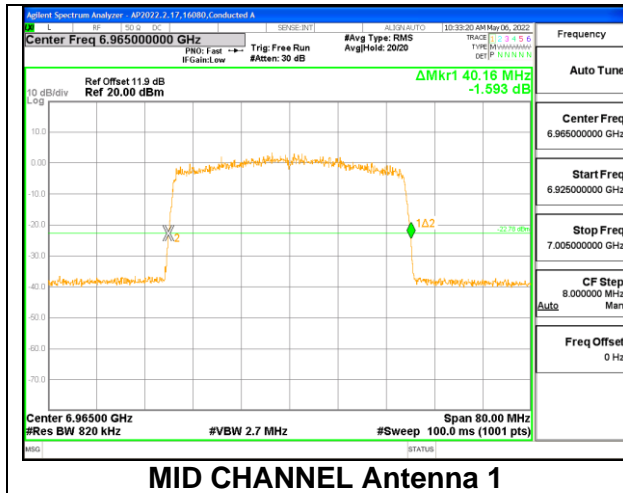
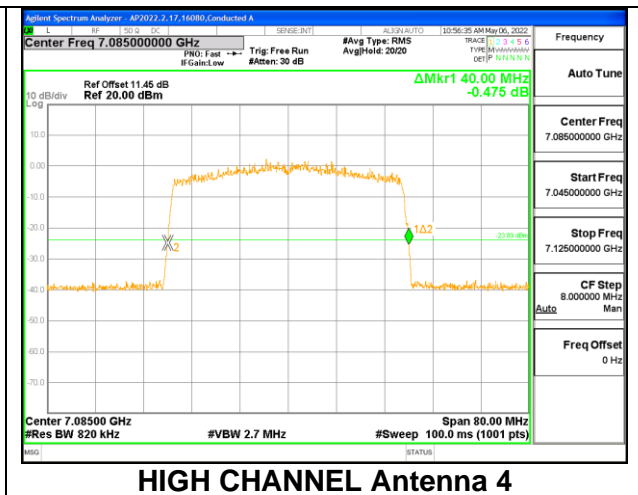
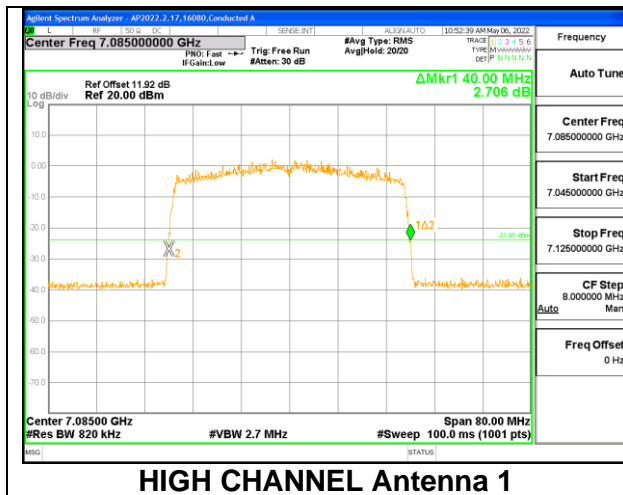


MID CHANNEL



HIGH CHANNEL

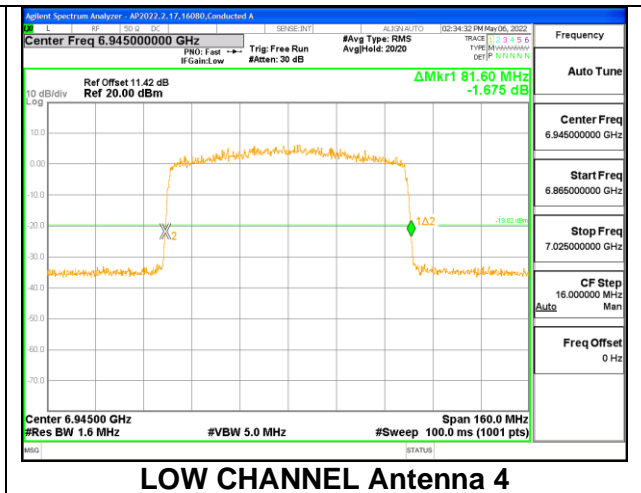
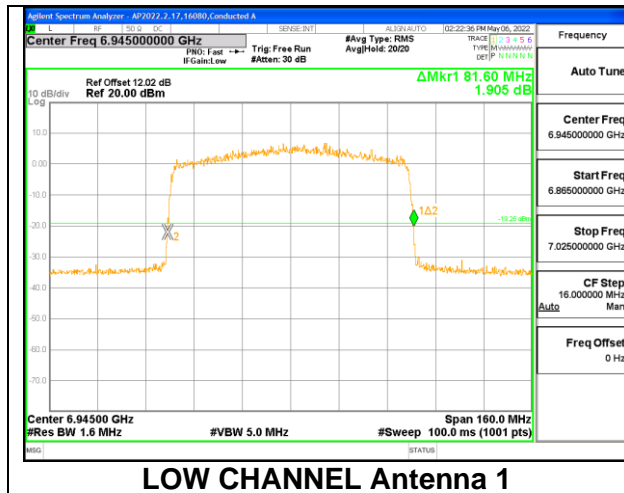


9.2.12. 802.11ax HE80 MODE 2TX IN THE UNII-8 BAND

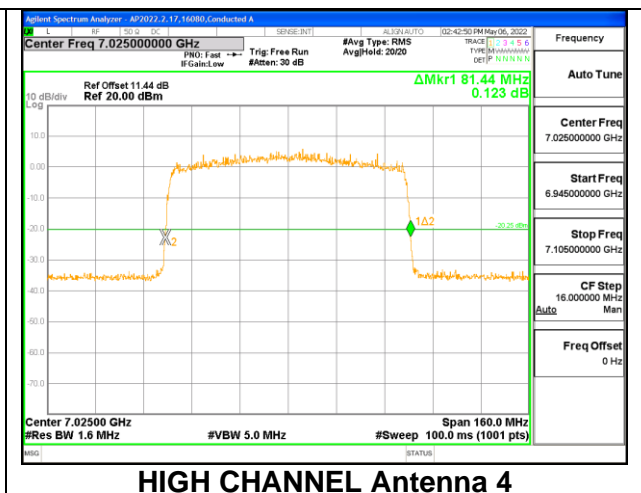
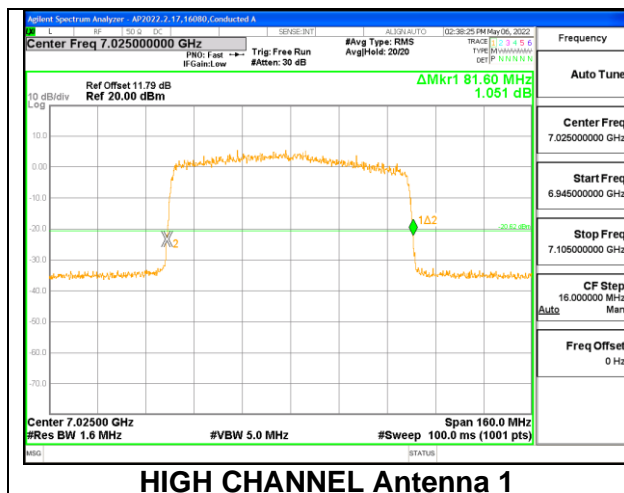
2TX Antenna 1 + Antenna 4 CDD OFDMA MODE: 996-Tones, RU Index 67

Channel	Frequency (MHz)	26 dB Bandwidth Antenna 1 (MHz)	26 dB Bandwidth Antenna 4 (MHz)
Low	6945	81.60	81.60
High	7025	81.60	81.44

LOW CHANNEL



HIGH CHANNEL



9.3. 99% BANDWIDTH

LIMITS

FCC

None; for reporting purposes only.

RSS-248 4.4

The occupied bandwidth shall not exceed 320 MHz.

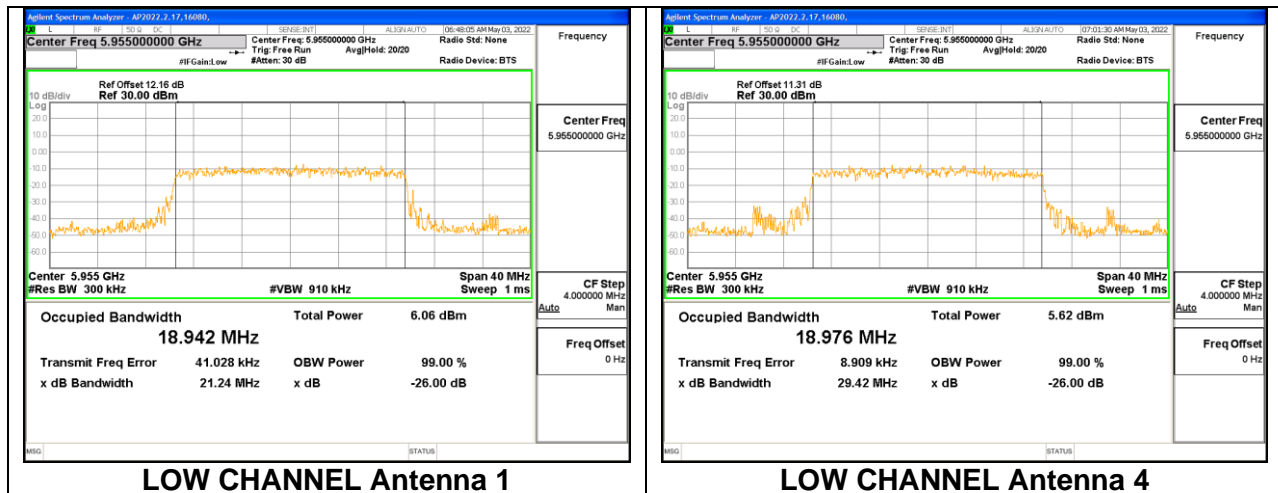
RESULTS

9.3.1. 802.11ax HE20 MODE 2TX IN THE UNII-5 BAND

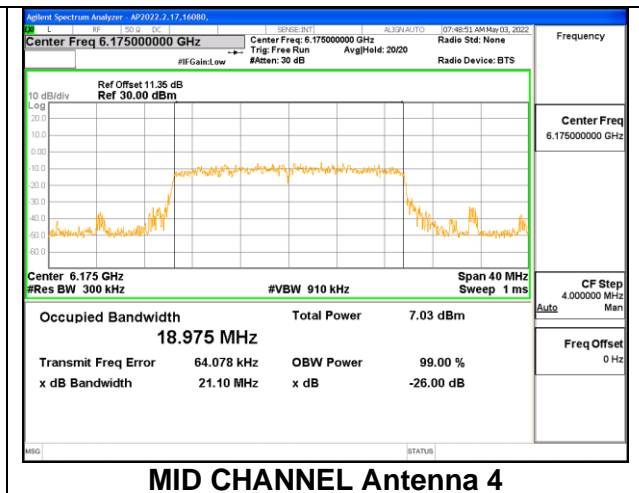
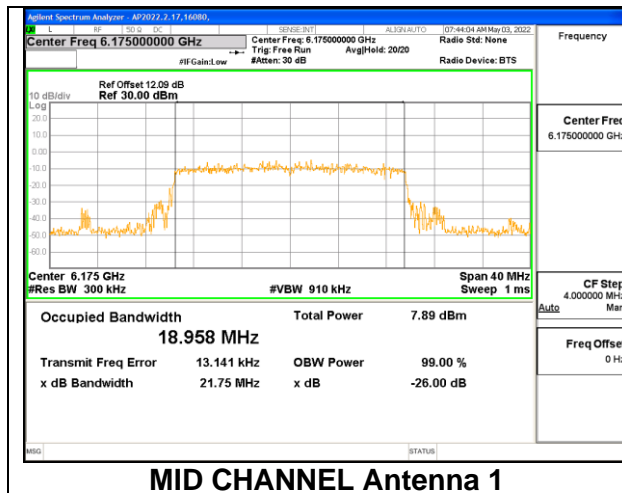
2TX Antenna 1 + Antenna 4 CDD OFDMA MODE: 242-Tones, RU Index 61

Channel	Frequency (MHz)	99% Bandwidth Antenna 1 (MHz)	99% Bandwidth Antenna 4 (MHz)
Low	5955	18.942	18.976
Mid	6175	18.958	18.975
High	6415	18.960	18.938

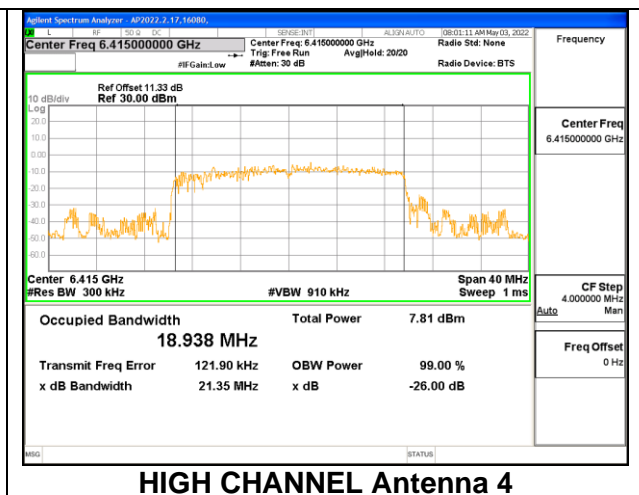
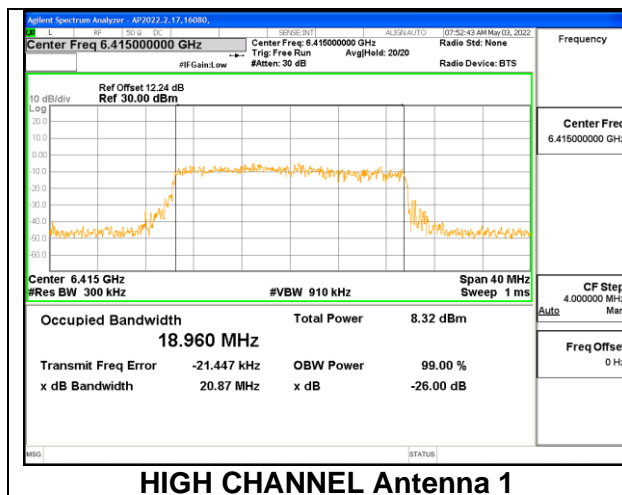
LOW CHANNEL



MID CHANNEL



HIGH CHANNEL

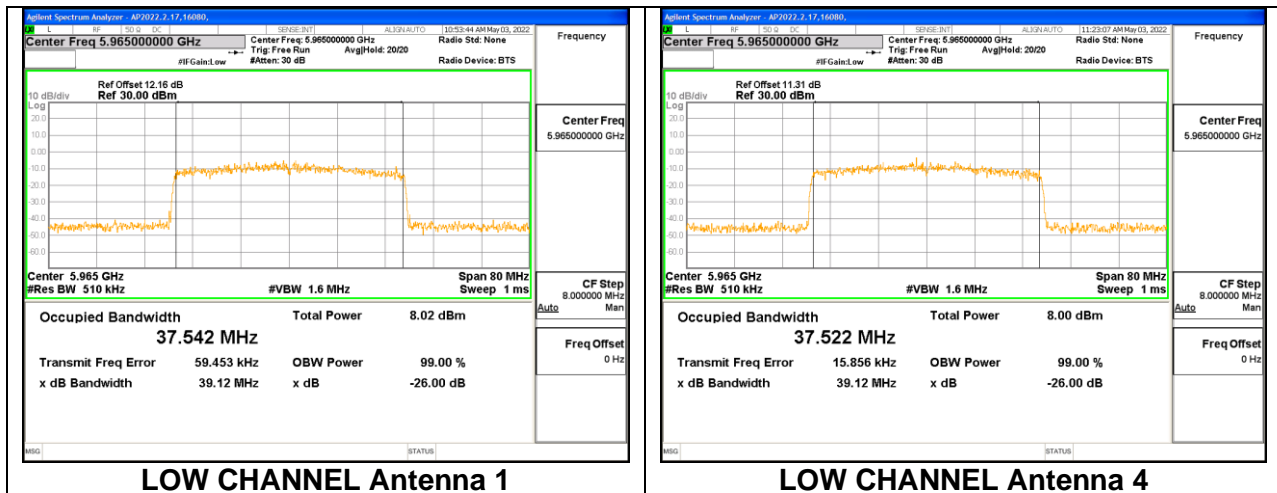


9.3.2. 802.11ax HE40 MODE 2TX IN THE UNII-5 BAND

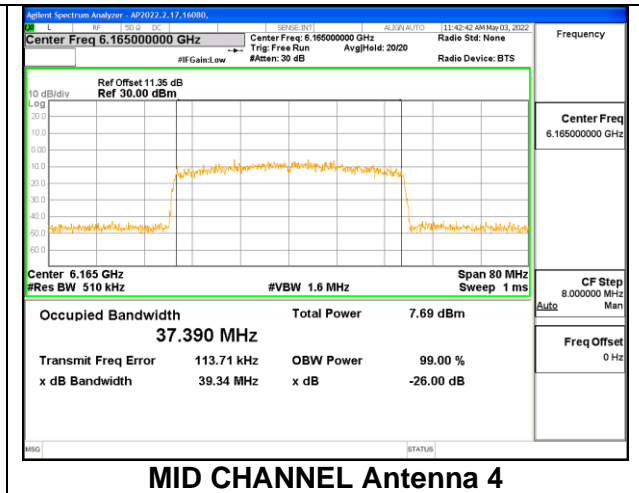
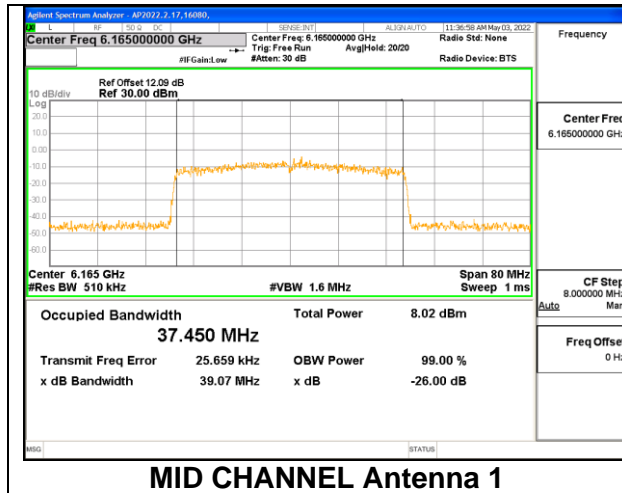
2TX Antenna 1 + Antenna 4 CDD OFDMA MODE: 484-Tones, RU Index 65

Channel	Frequency (MHz)	99% Bandwidth Antenna 1 (MHz)	99% Bandwidth Antenna 4 (MHz)
Low	5965	37.542	37.522
Mid	6165	37.450	37.390
High	6405	37.608	37.416

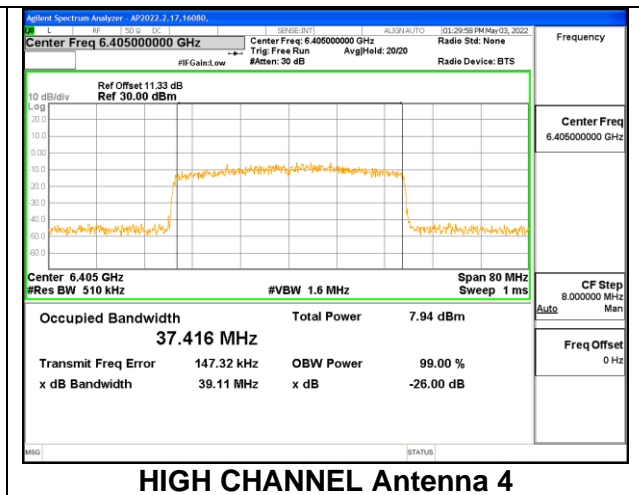
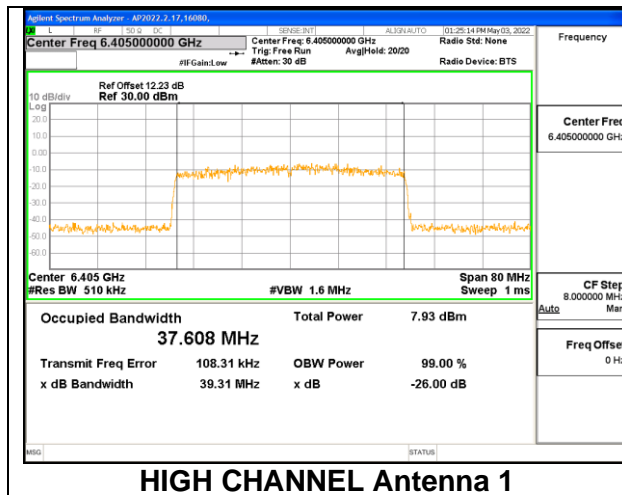
LOW CHANNEL



MID CHANNEL



HIGH CHANNEL

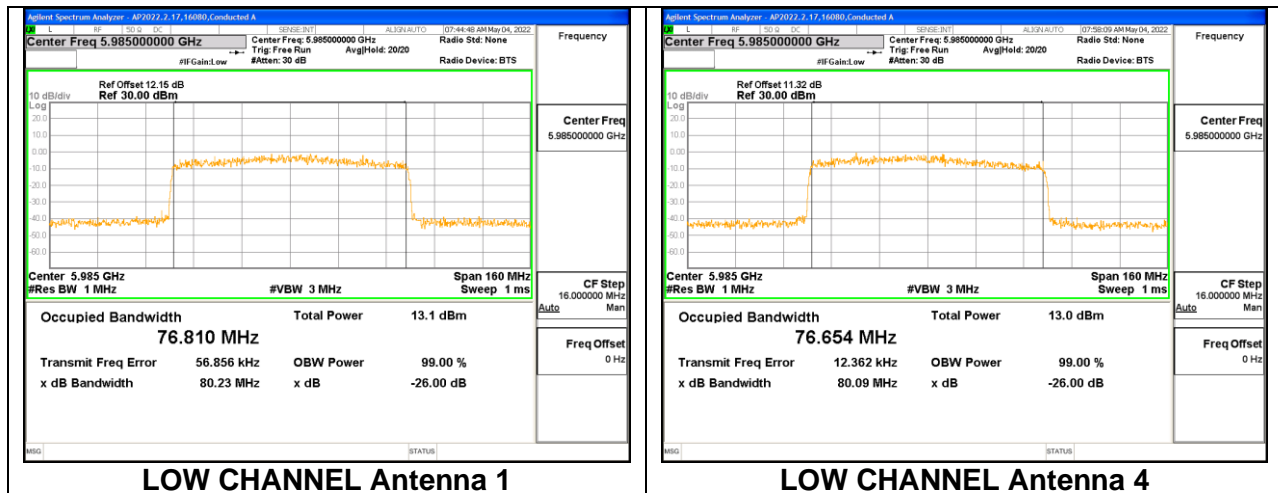


9.3.3. 802.11ax HE80 MODE 2TX IN THE UNII-5 BAND

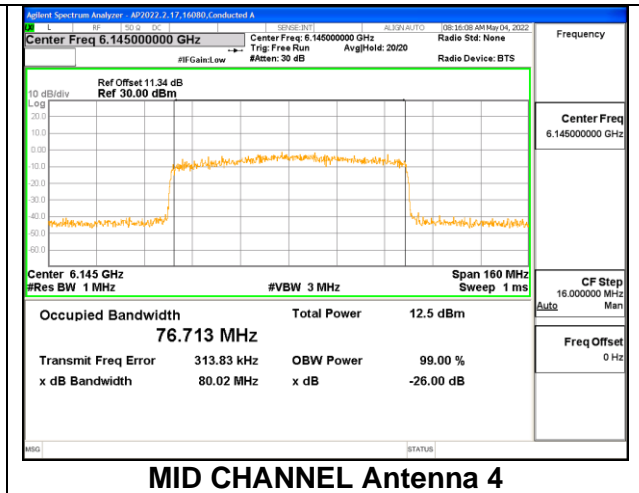
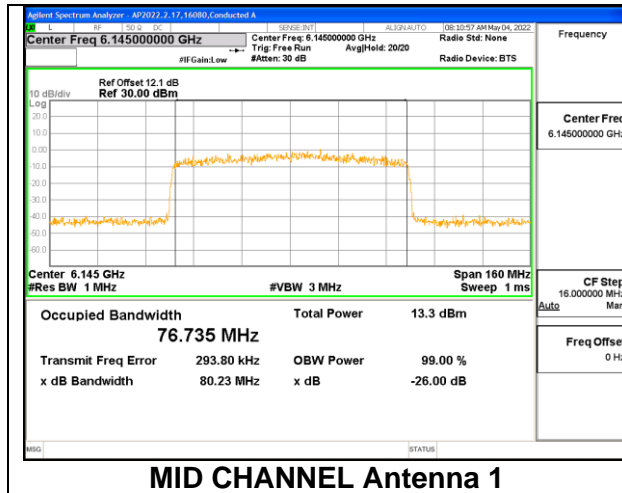
2TX Antenna 1 + Antenna 4 CDD OFDMA MODE: 996-Tones, RU Index 67

Channel	Frequency (MHz)	99% Bandwidth Antenna 1 (MHz)	99% Bandwidth Antenna 4 (MHz)
Low	5985	76.810	76.654
Mid	6145	76.735	76.713
High	6385	76.758	76.778

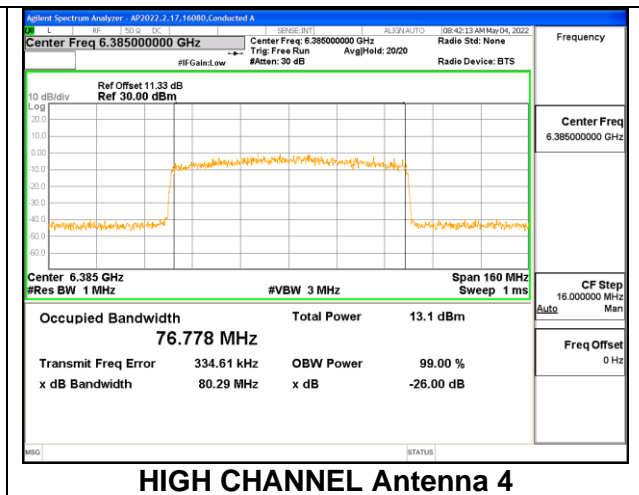
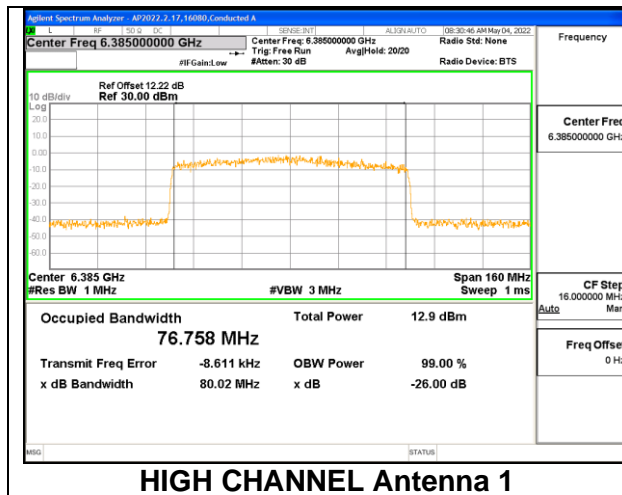
LOW CHANNEL



MID CHANNEL



HIGH CHANNEL

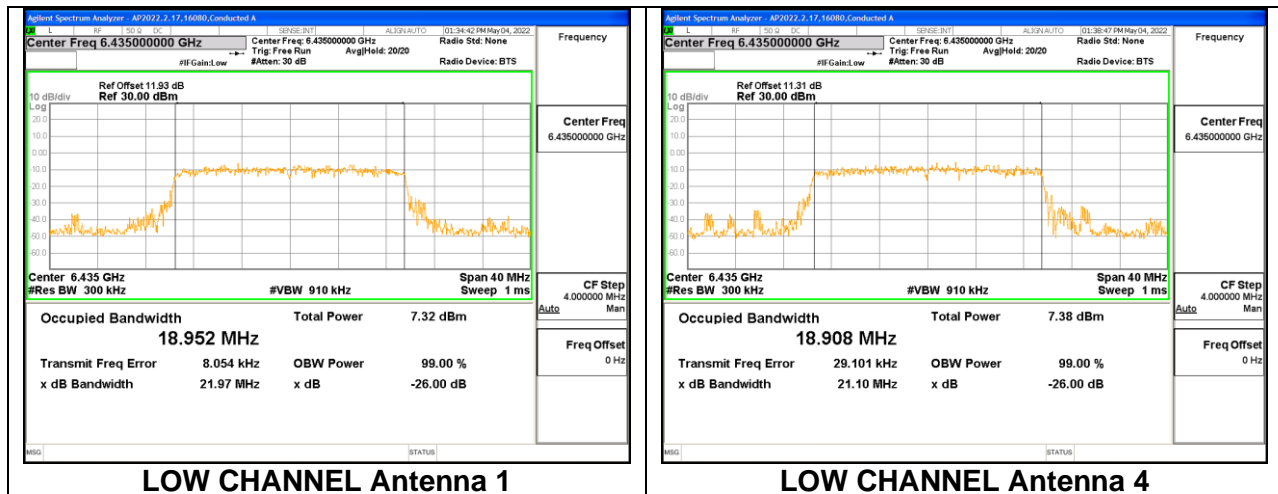


9.3.4. 802.11ax HE20 MODE 2TX IN THE UNII-6 BAND

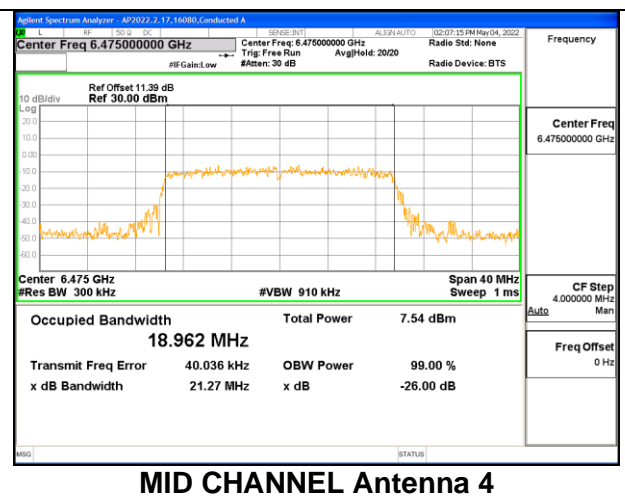
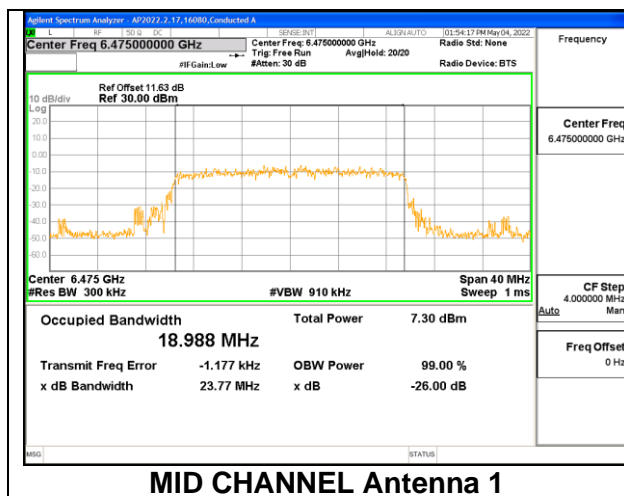
2TX Antenna 1 + Antenna 4 CDD OFDMA MODE: 242-Tones, RU Index 61

Channel	Frequency (MHz)	99% Bandwidth Antenna 1 (MHz)	99% Bandwidth Antenna 4 (MHz)
Low	6435	18.952	18.908
Mid	6475	18.988	18.962
High	6515	19.005	18.986

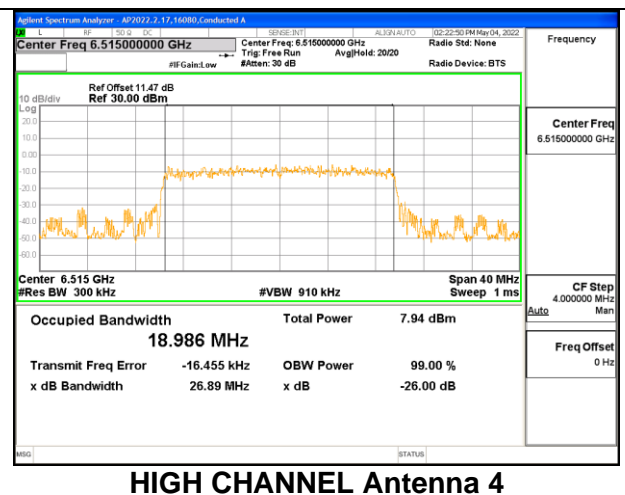
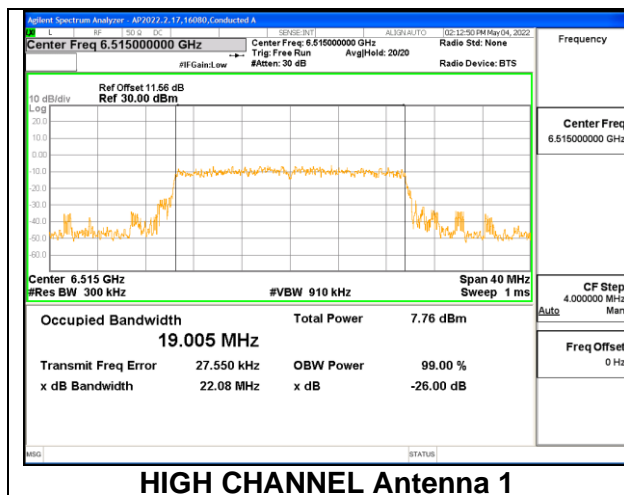
LOW CHANNEL



MID CHANNEL



HIGH CHANNEL

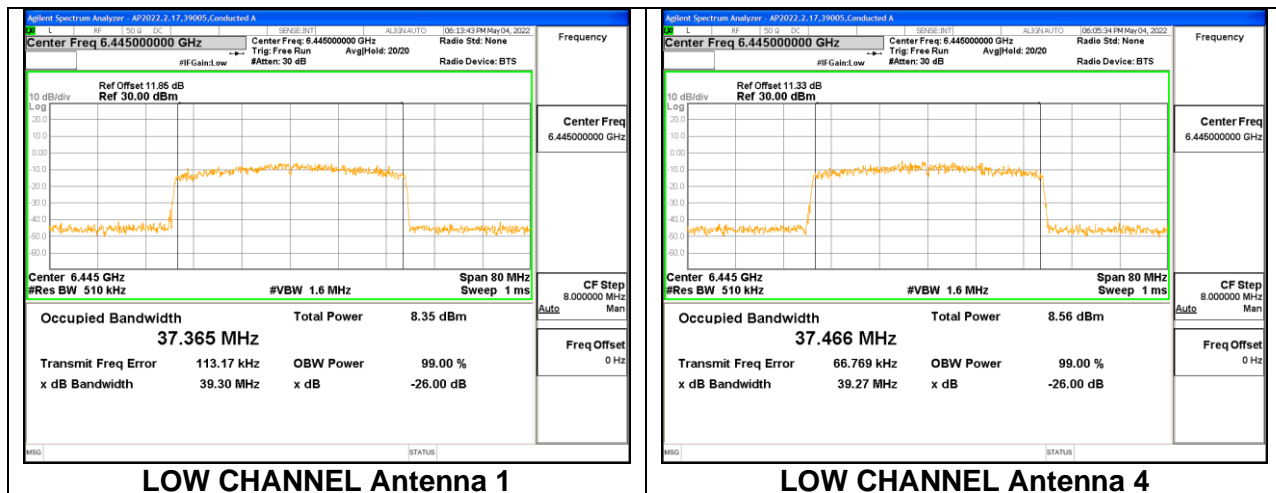


9.3.5. 802.11ax HE40 MODE 2TX IN THE UNII-6 BAND

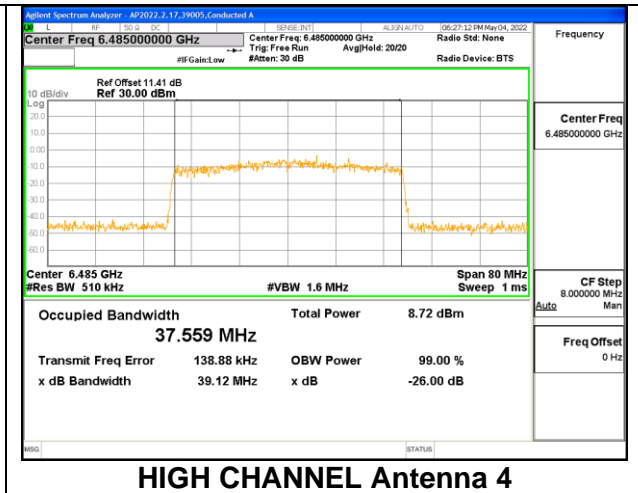
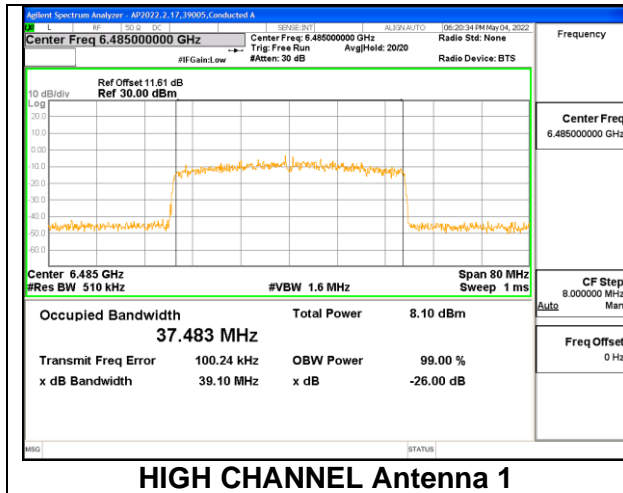
2TX Antenna 1 + Antenna 4 CDD OFDMA MODE: 484-Tones, RU Index 65

Channel	Frequency (MHz)	99% Bandwidth Antenna 1 (MHz)	99% Bandwidth Antenna 4 (MHz)
Low	6445	37.365	37.466
High	6485	37.483	37.559
Straddle	6525	37.398	37.432

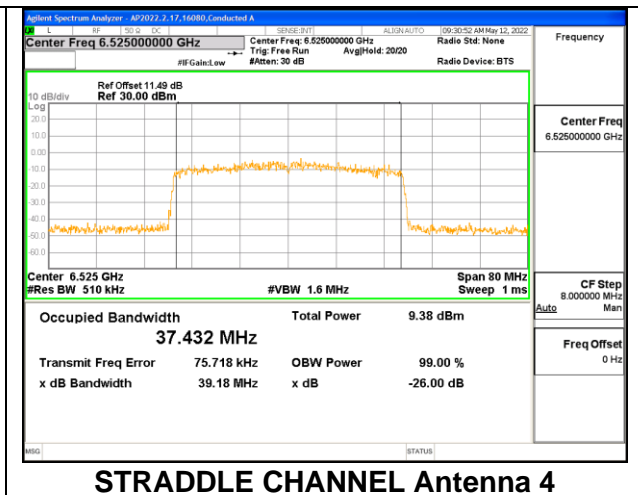
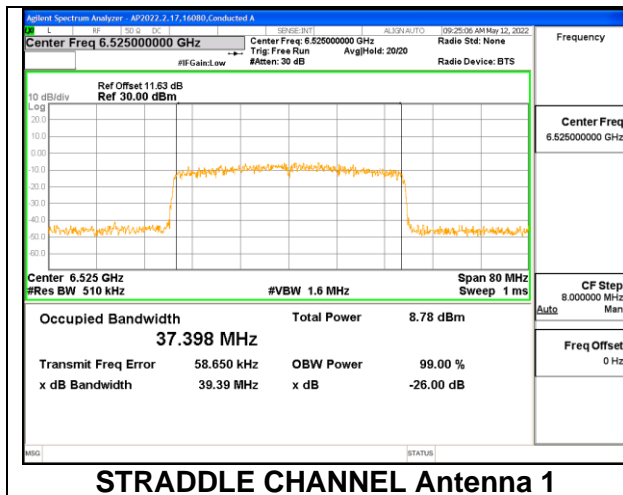
LOW CHANNEL



HIGH CHANNEL



STRADDLE CHANNEL

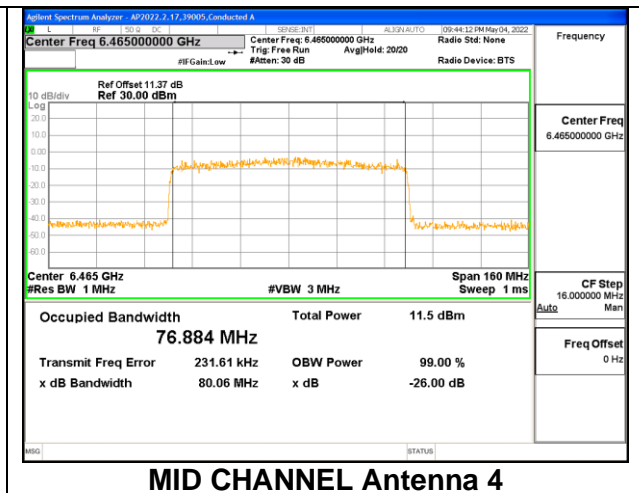
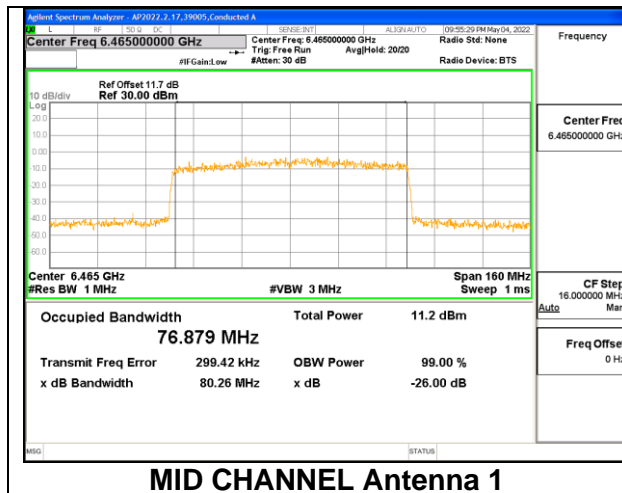


9.3.6. 802.11ax HE80 MODE 2TX IN THE UNII-6 BAND

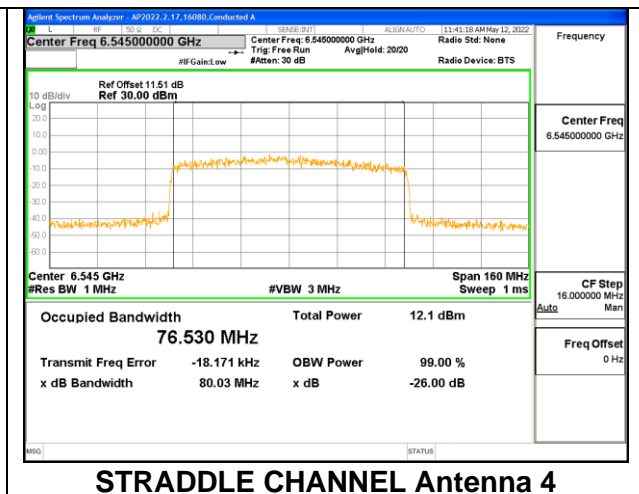
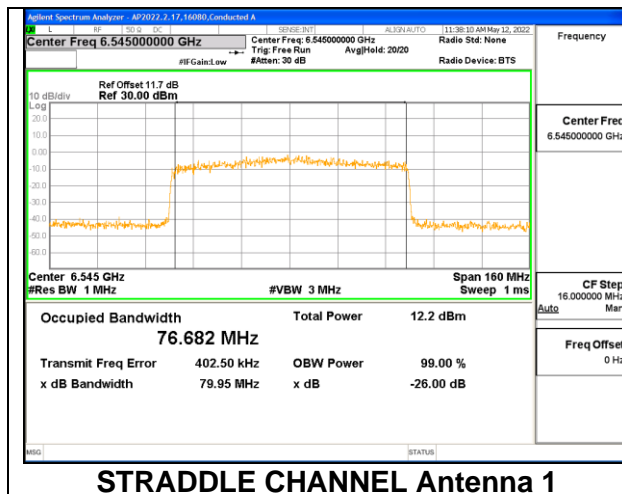
2TX Antenna 1 + Antenna 4 CDD OFDMA MODE: 996-Tones, RU Index 67

Channel	Frequency (MHz)	99% Bandwidth Antenna 1 (MHz)	99% Bandwidth Antenna 4 (MHz)
Mid	6465	76.879	76.884
Straddle	6545	76.682	76.530

MID CHANNEL



STRADDLE CHANNEL

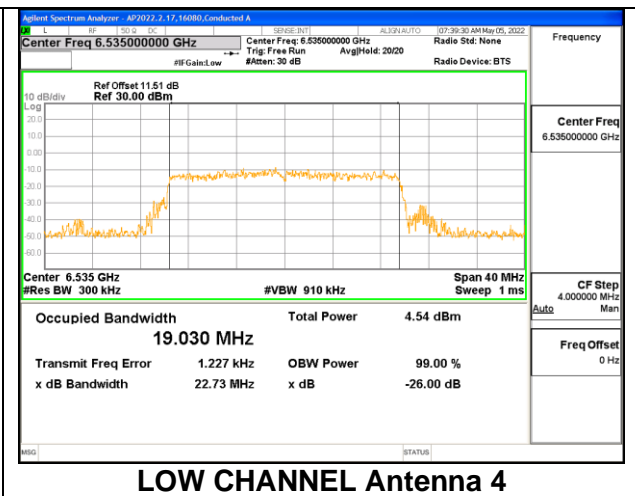
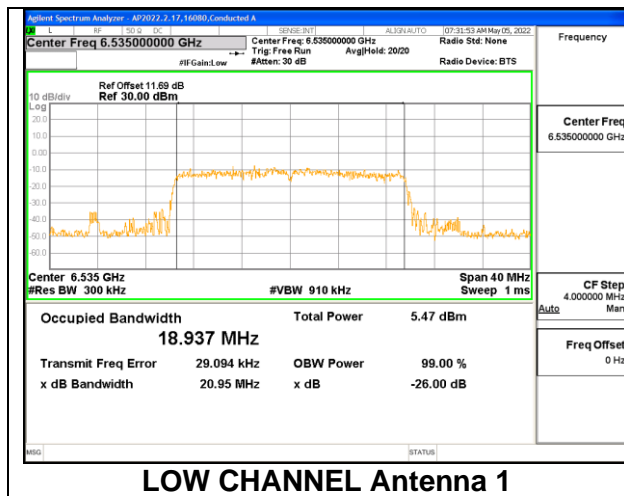


9.3.7. 802.11ax HE20 MODE 2TX IN THE UNII-7 BAND

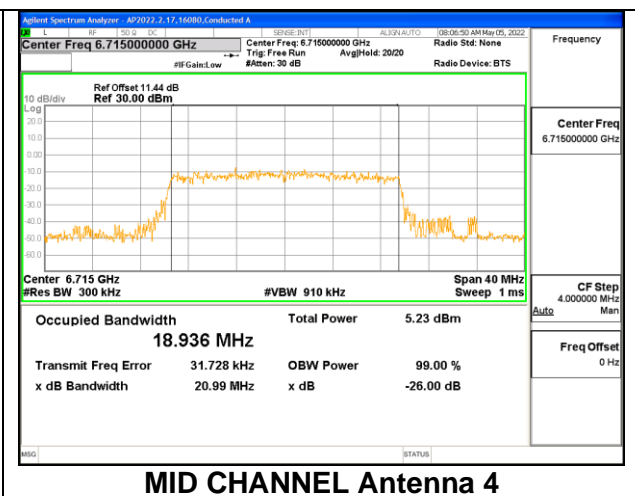
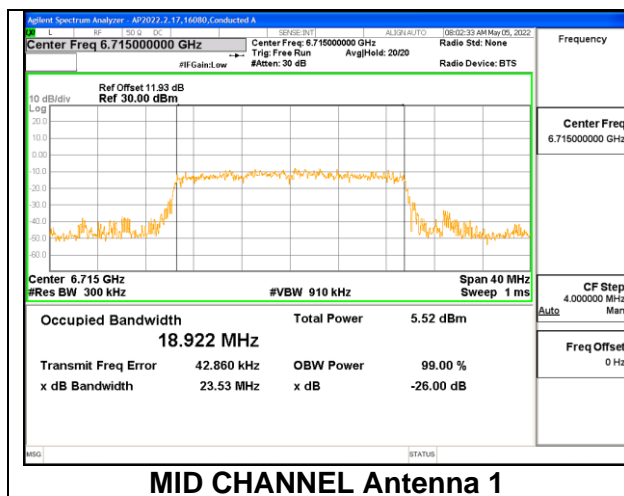
2TX Antenna 1 + Antenna 4 CDD OFDMA MODE: 242-Tones, RU Index 61

Channel	Frequency (MHz)	99% Bandwidth Antenna 1 (MHz)	99% Bandwidth Antenna 4 (MHz)
Low	6535	18.937	19.030
Mid	6715	18.922	18.936
High	6855	18.876	19.050
Straddle	6875	18.918	19.022

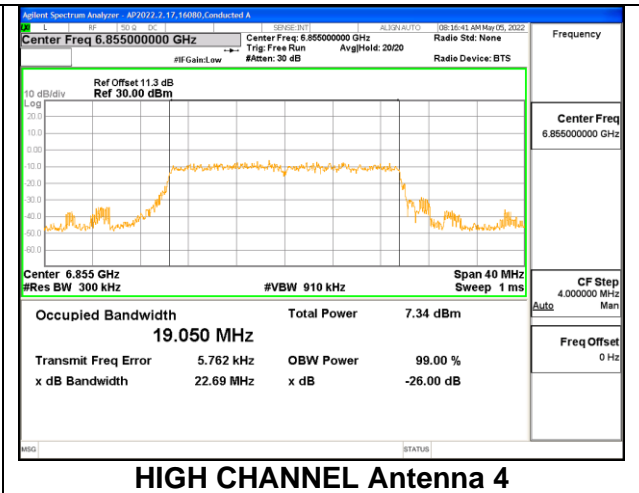
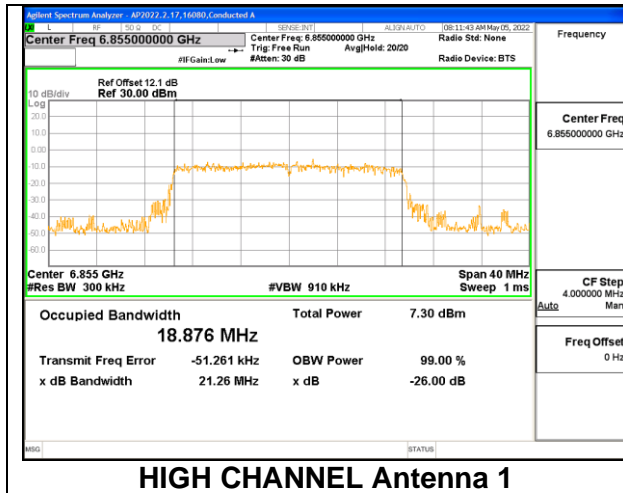
LOW CHANNEL



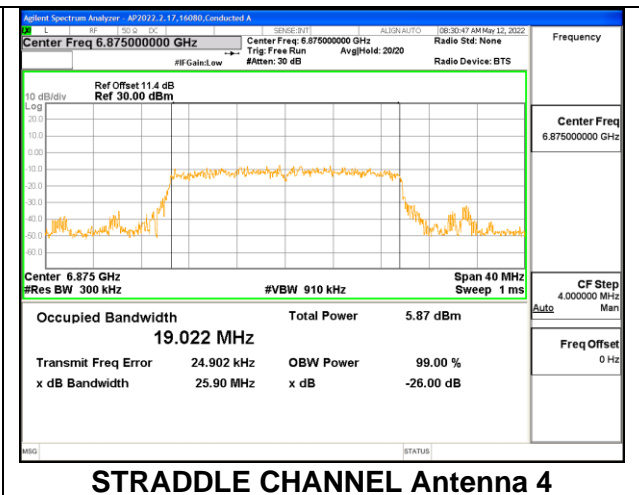
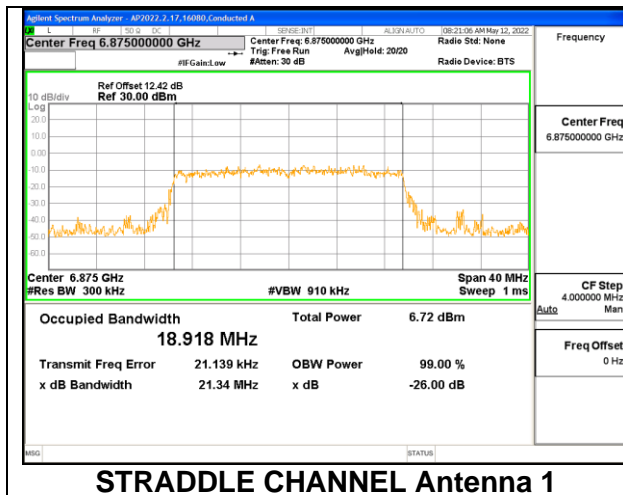
MID CHANNEL



HIGH CHANNEL



STRADDLE CHANNEL

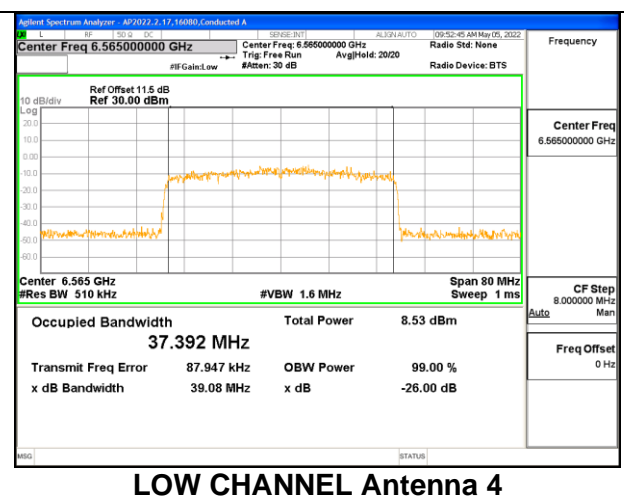
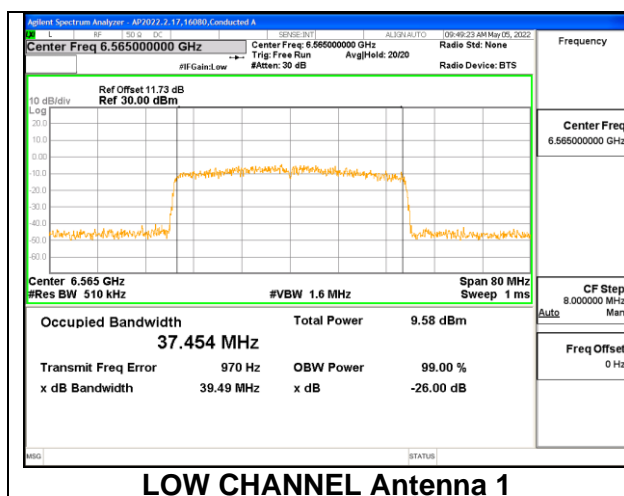


9.3.8. 802.11ax HE40 MODE 2TX IN THE UNII-7 BAND

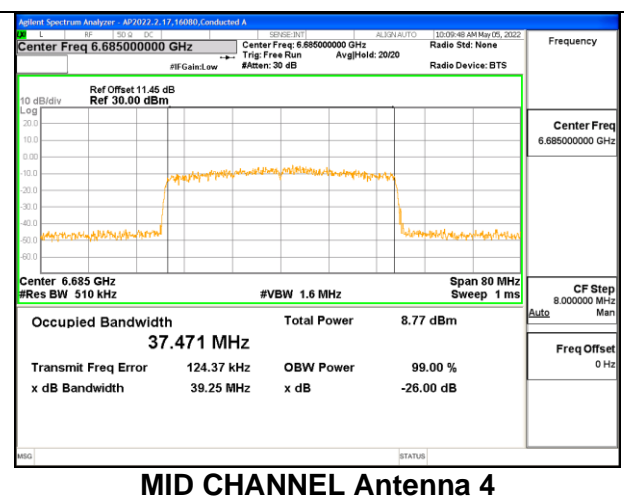
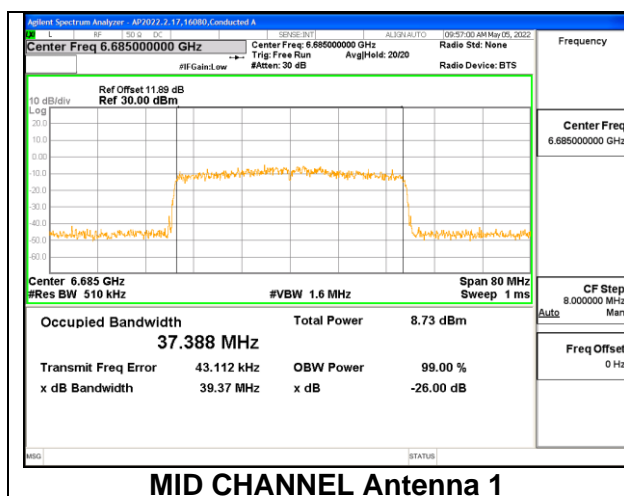
2TX Antenna 1 + Antenna 4 CDD OFDMA MODE: 484-Tones, RU Index 65

Channel	Frequency (MHz)	99% Bandwidth Antenna 1 (MHz)	99% Bandwidth Antenna 4 (MHz)
Low	6565	37.454	37.392
Mid	6685	37.388	37.471
High	6845	37.750	37.394
Straddle	6885	37.404	37.431

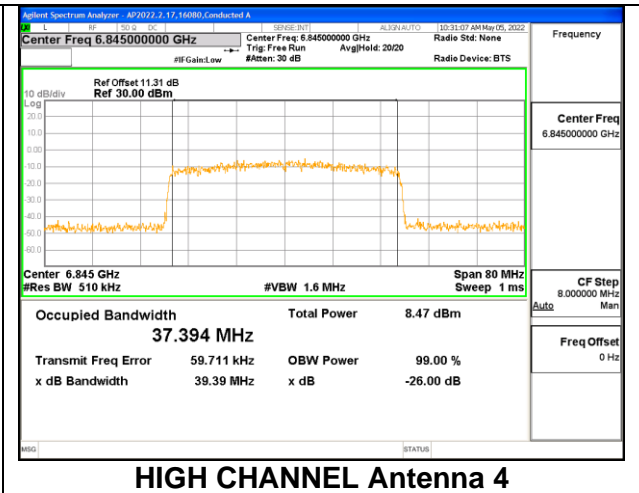
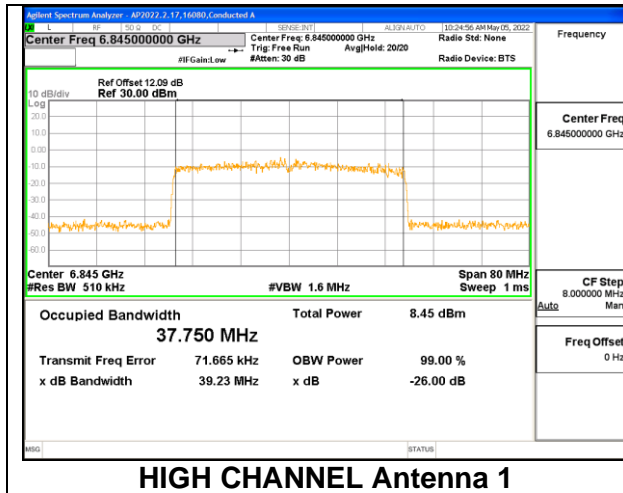
LOW CHANNEL



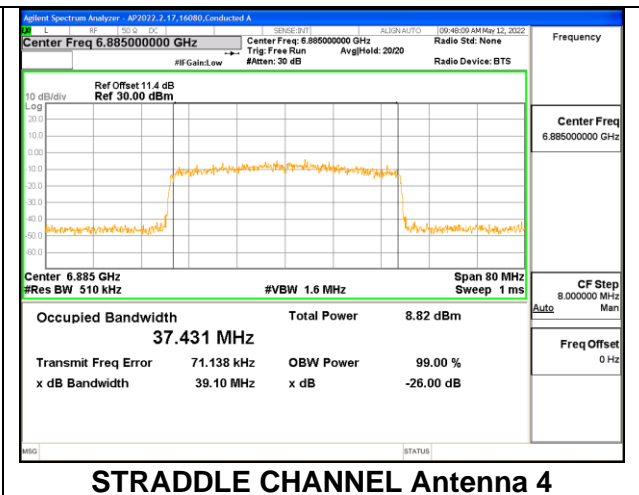
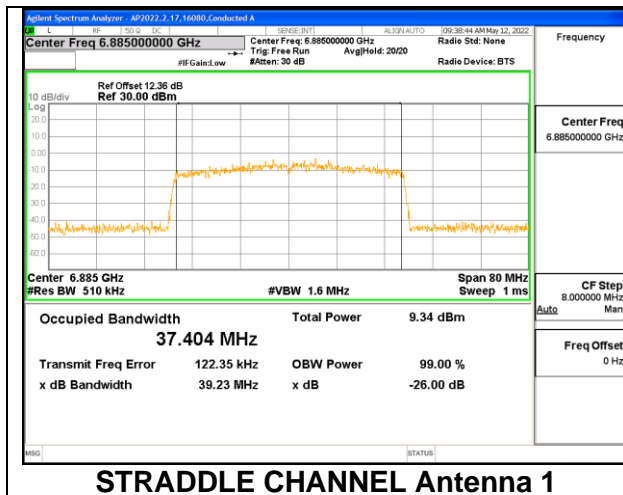
MID CHANNEL



HIGH CHANNEL



STRADDLE CHANNEL

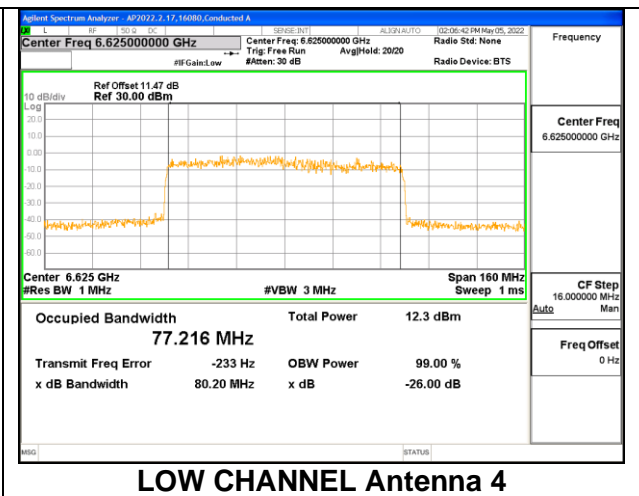
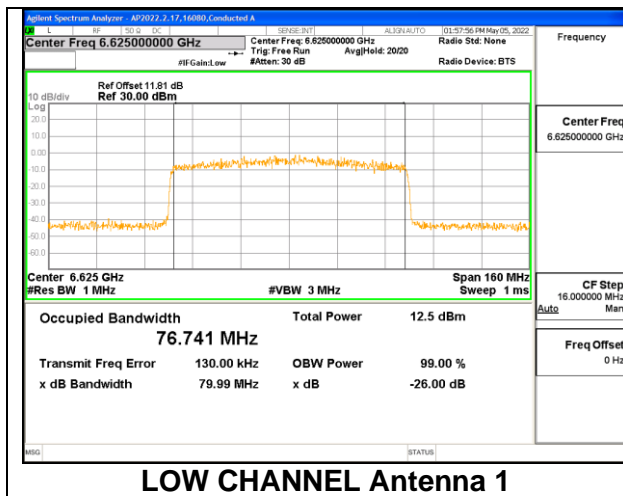


9.3.9. 802.11ax HE80 MODE 2TX IN THE UNII-7 BAND

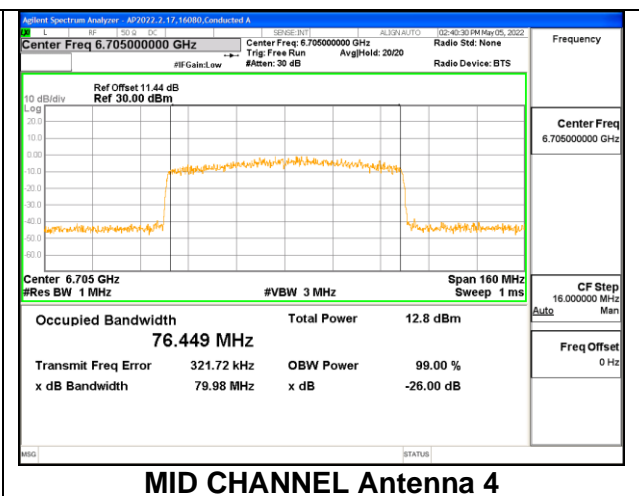
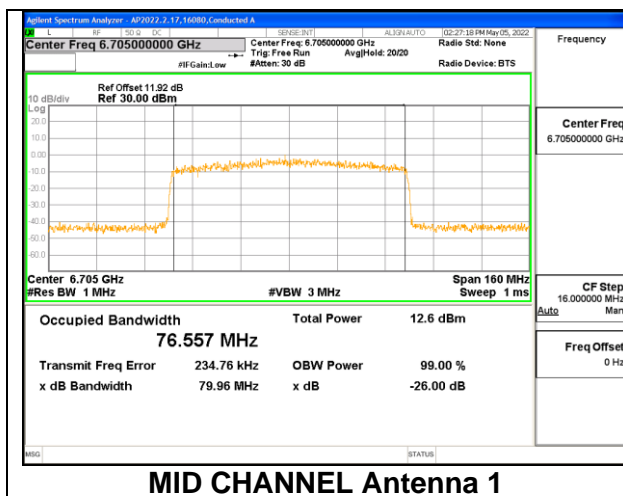
2TX Antenna 1 + Antenna 4 CDD OFDMA MODE: 996-Tones, RU Index 67

Channel	Frequency (MHz)	99% Bandwidth Antenna 1 (MHz)	99% Bandwidth Antenna 4 (MHz)
Low	6625	76.741	77.216
Mid	6705	76.557	76.449
High	6785	77.094	77.004
Straddle	6865	77.168	76.453

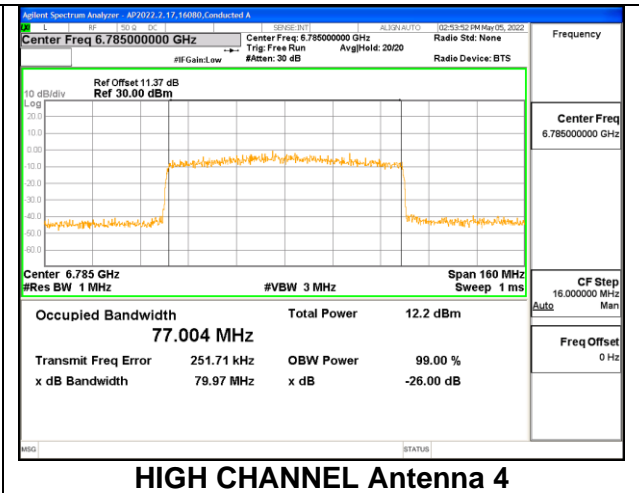
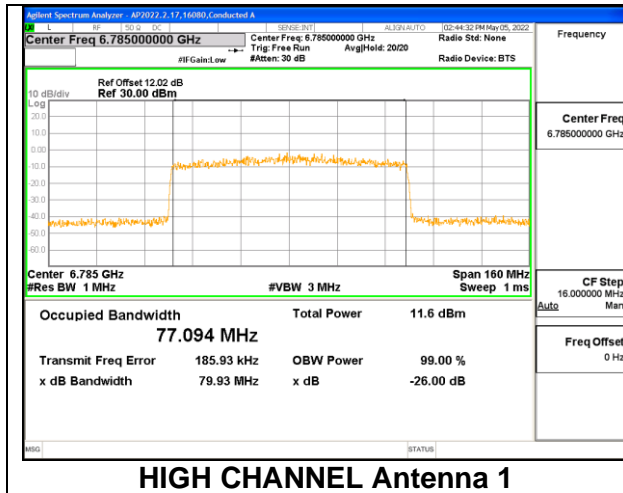
LOW CHANNEL



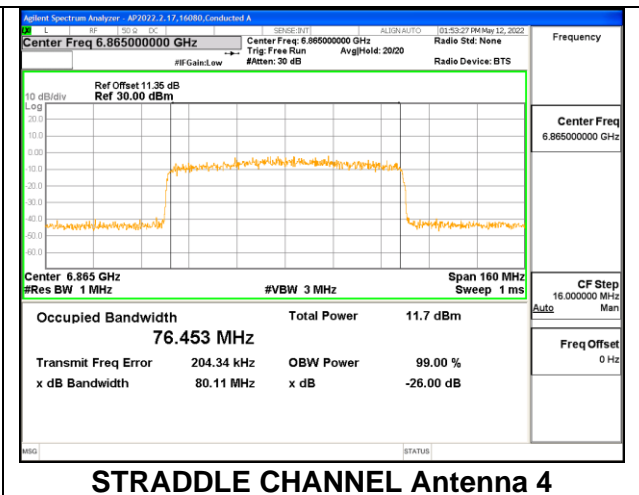
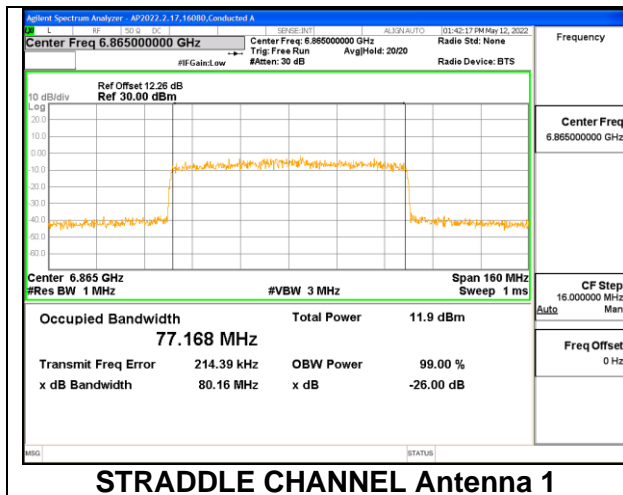
MID CHANNEL



HIGH CHANNEL



STRADDLE CHANNEL

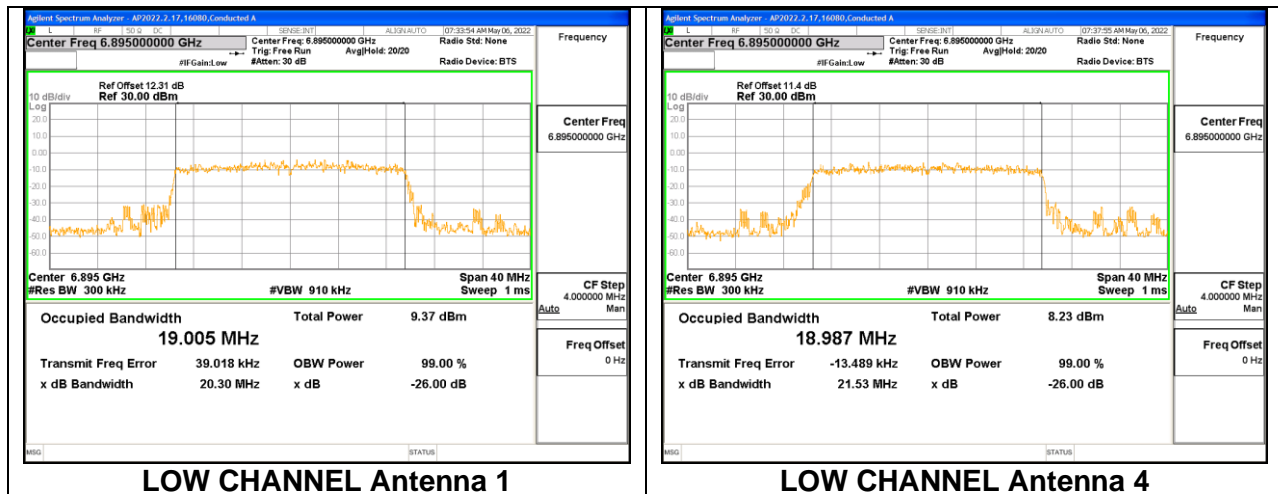


9.3.10. 802.11ax HE20 MODE 2TX IN THE UNII-8 BAND

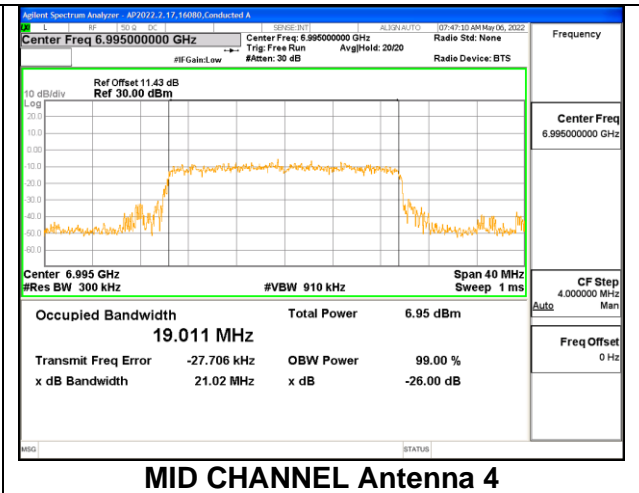
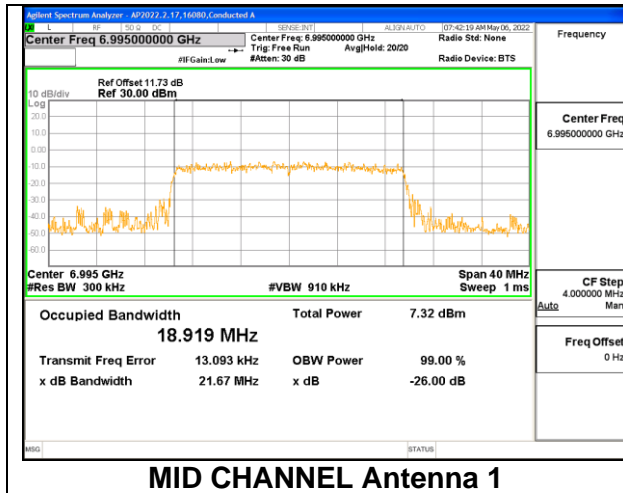
2TX Antenna 1 + Antenna 4 CDD OFDMA MODE: 242-Tones, RU Index 61

Channel	Frequency (MHz)	99% Bandwidth Antenna 1 (MHz)	99% Bandwidth Antenna 4 (MHz)
Low	6895	19.005	18.987
Mid	6995	18.919	19.011
High	7115	19.006	19.065

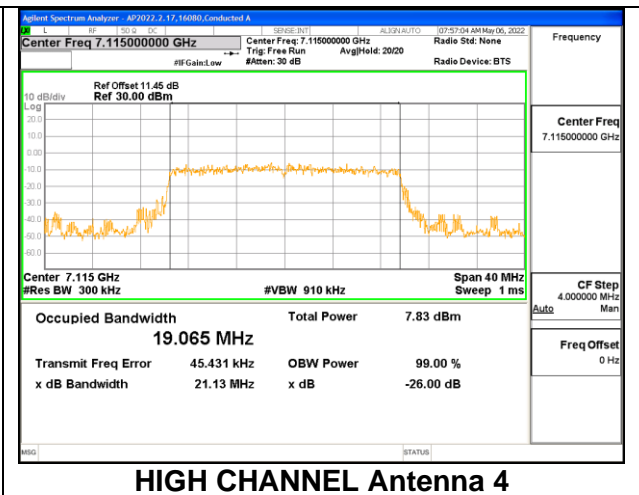
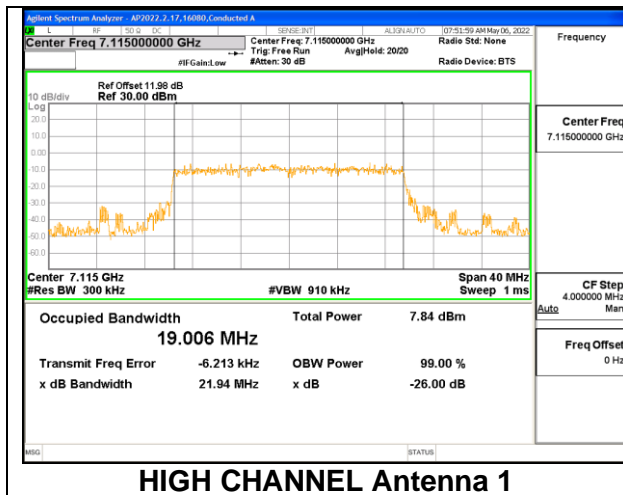
LOW CHANNEL



MID CHANNEL



HIGH CHANNEL

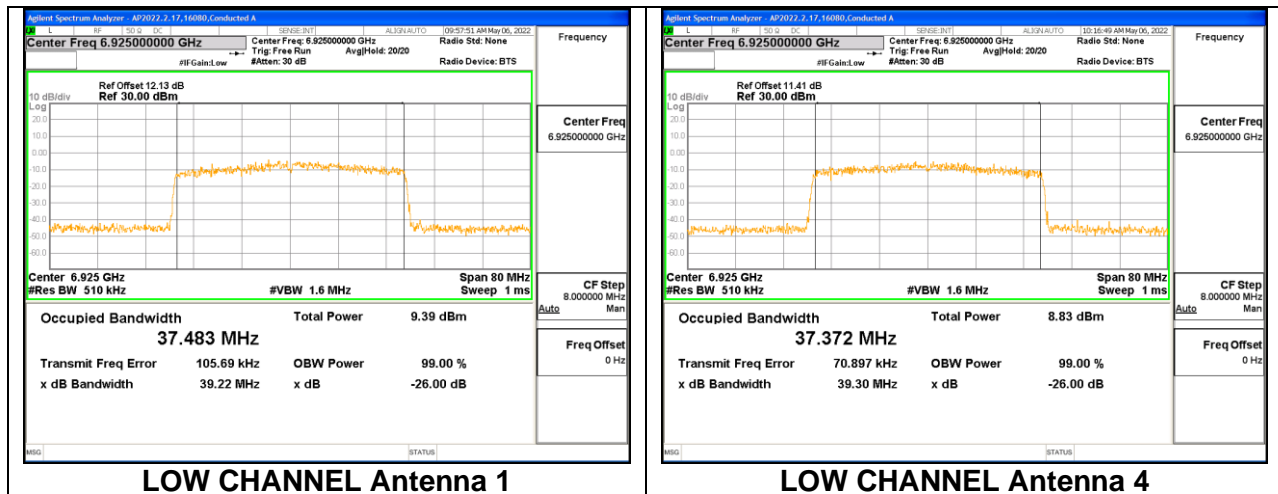


9.3.11. 802.11ax HE40 MODE 2TX IN THE UNII-8 BAND

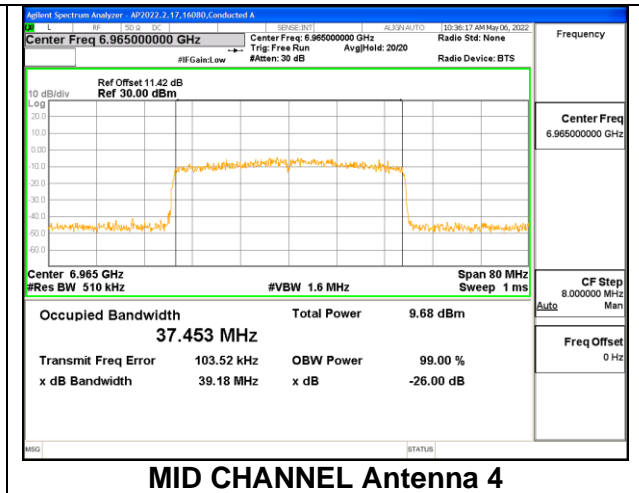
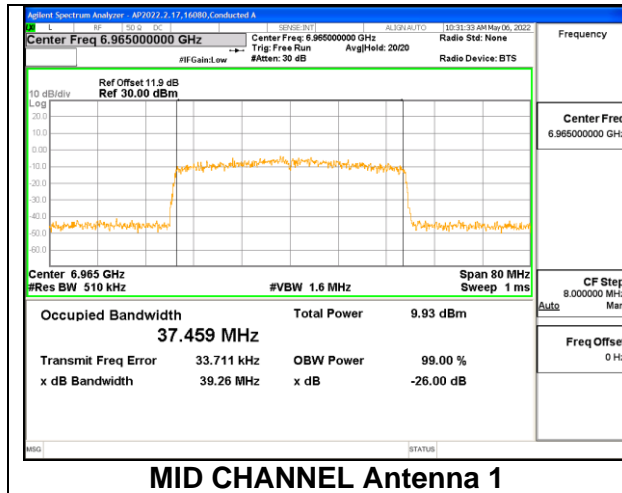
2TX Antenna 1 + Antenna 4 CDD OFDMA MODE: 484-Tones, RU Index 65

Channel	Frequency (MHz)	99% Bandwidth Antenna 1 (MHz)	99% Bandwidth Antenna 4 (MHz)
Low	6925	37.483	37.372
Mid	6965	37.459	37.453
High	7085	37.443	37.488

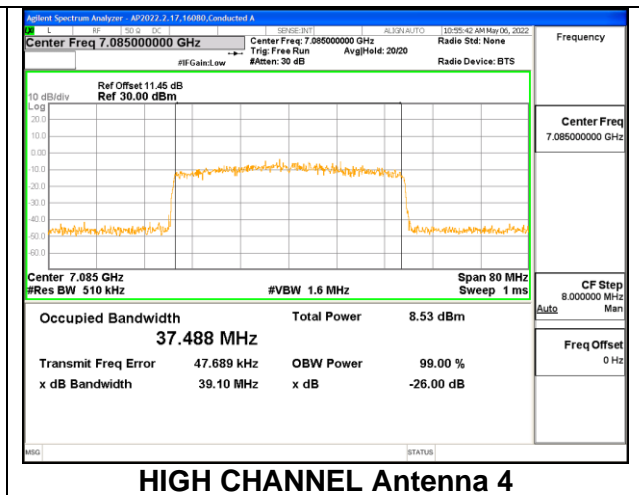
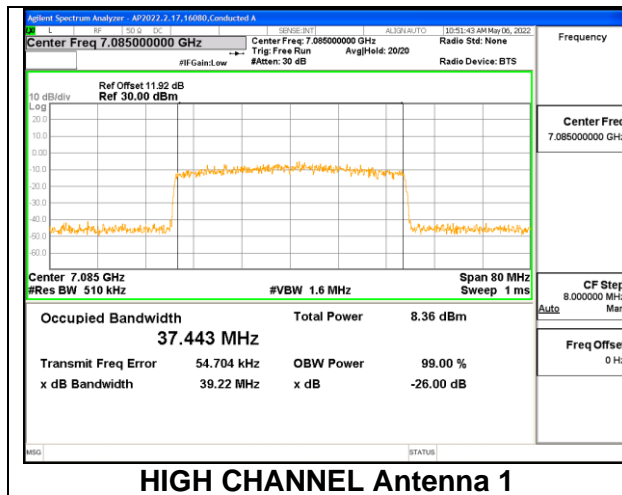
LOW CHANNEL



MID CHANNEL



HIGH CHANNEL

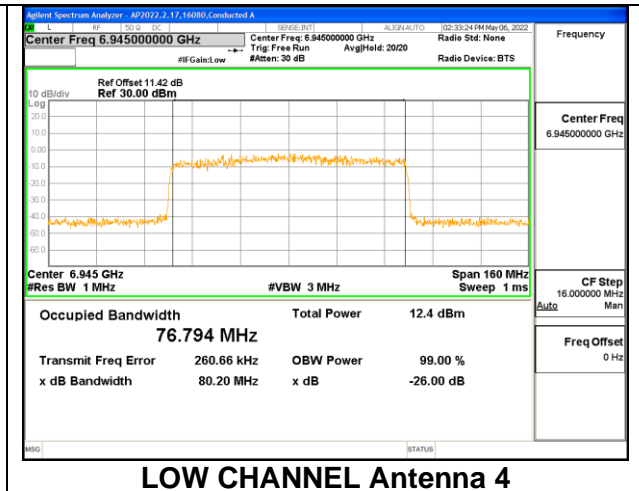
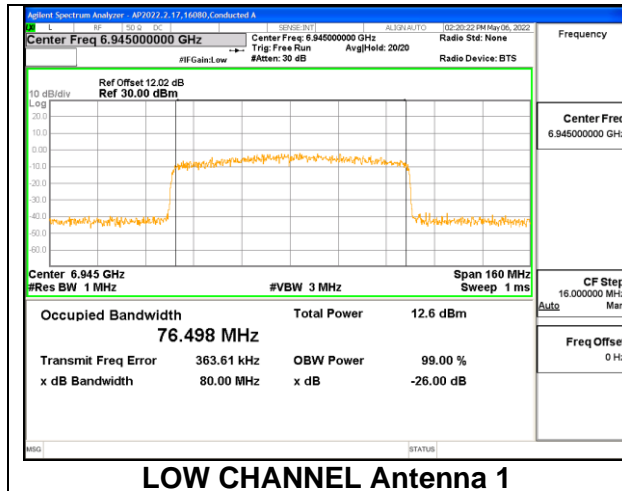


9.3.12. 802.11ax HE80 MODE 2TX IN THE UNII-8 BAND

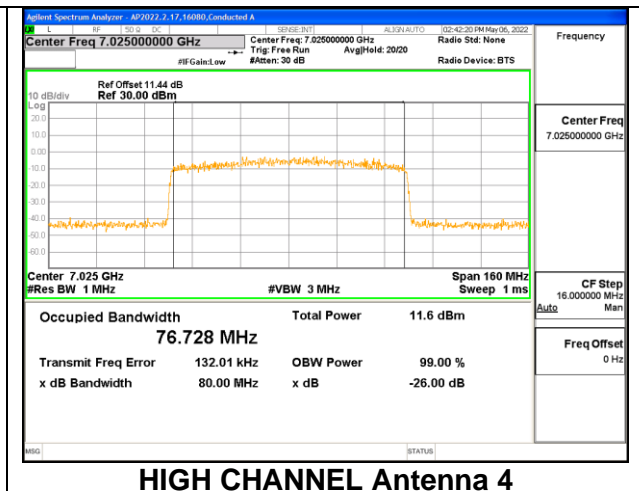
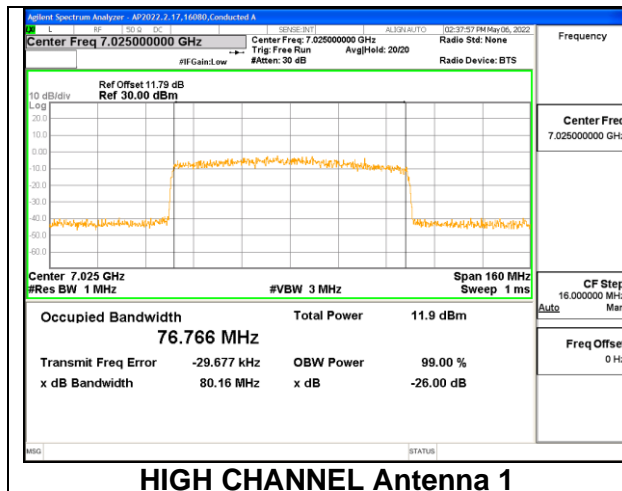
2TX Antenna 1 + Antenna 4 CDD OFDMA MODE: 996-Tones, RU Index 67

Channel	Frequency (MHz)	99% Bandwidth Antenna 1 (MHz)	99% Bandwidth Antenna 4 (MHz)
Low	6945	76.498	76.794
High	7025	76.766	76.728

LOW CHANNEL



HIGH CHANNEL



9.4. OUTPUT POWER AND PSD

LIMITS

FCC §15.407

Band 5.925-7.125 GHz

(8) For client devices operating under the control of an indoor access point in the 5.925-7.125 GHz bands, the maximum power spectral density must not exceed -1 dBm e.i.r.p. in any 1-megahertz band, and the maximum e.i.r.p. over the frequency band of operation must not exceed 24 dBm.

RSS 248

4.6.3. Power limits for client devices

The following limits shall apply to client devices:

- a. the maximum e.i.r.p. spectral density shall not exceed -1 dBm/MHz; and
- b. the maximum e.i.r.p. shall not exceed 24 dBm/occupied bandwidth.

TEST PROCEDURE

The measurement method used for output power is KDB 789033 D02 v02r01, Section E.2.d (Method SA-2) was used.

The measurement method used for power spectral density is KDB 789033 D02 v02r01, Section F

The power output and power density were measured by radiated method in lieu of conducted measurements. Turn table, antenna and polarization were maximized for this method.

Effective Isotropic Radiated Power Calculated as follows:

Measured Transmitter Power (dBm) + Free Space Path Loss at 3 Meter (dB) + Measurement Antenna Gain (dBi) + Preamp Gain (dB) + Duty Cycle Correction Factor (dB) = EIRP (dBm)

Sample Calculation: -35.5 dBm + 57.48 dB – 10.337 dBi – 5.46 dB + 2.92 dB = 9.10 dBm

Note: Same calculation is used for both total channel power and power spectral density measurements. The only difference is the measurement bandwidths.

RESULTS

9.4.1. 802.11ax HE20 MODE 2TX IN THE UNII-5 BAND

2TX Antenna 1 + Antenna 4 CDD OFDMA MODE: 26-Tones, RU Index 0

Test Engineer:	AF 19497
Test Date:	4/21/2022

(NOTE: **POWER** and **PSD** were tested by radiated method)

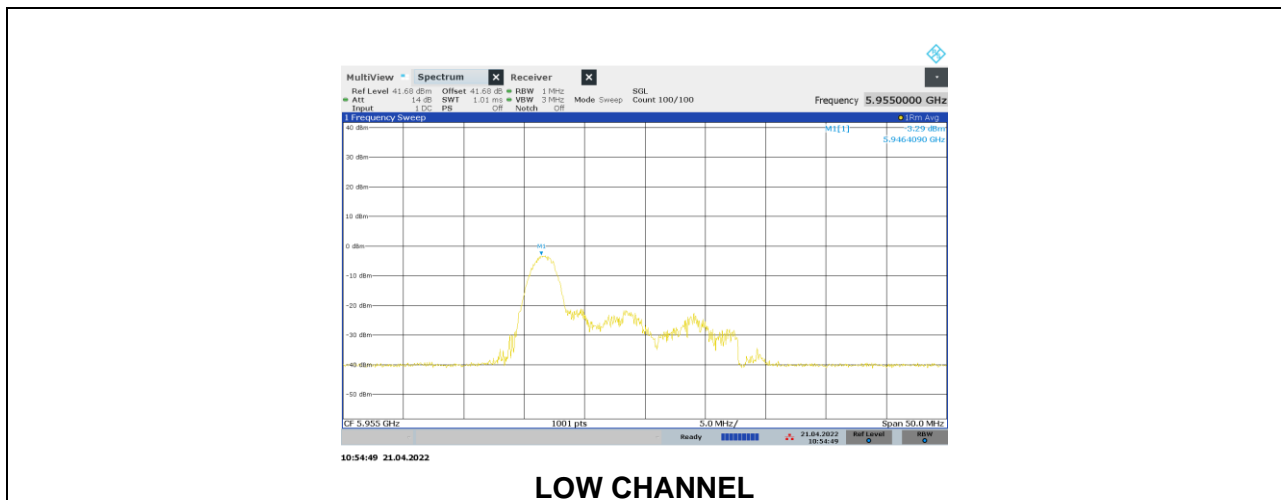
Duty Cycle CF (dB)	2.02	Included in Calculations of Corr'd Power & PSD
---------------------------	------	---

Output Power Results

Channel	Frequency (MHz)	Meas EIRP Power (dBm)	Total Corr'd EIRP (dBm)	Power Limit EIRP (dBm)	Power Margin (dB)
Low	5955	-1.42	0.60	24.00	-23.40

PSD Results

Channel	Frequency (MHz)	Meas EIRP PSD (dBm)	Total Corr'd PSD (dBm)	PSD Limit (dBm)	PSD Margin (dB)
Low	5955	-3.29	-1.27	-1.00	-0.27



2TX Antenna 1 + Antenna 4 CDD OFDMA MODE: 26-Tones, RU Index 4

Test Engineer:	CW 20756
Test Date:	5/27/2022

(NOTE: **POWER** and **PSD** were tested by radiated method)

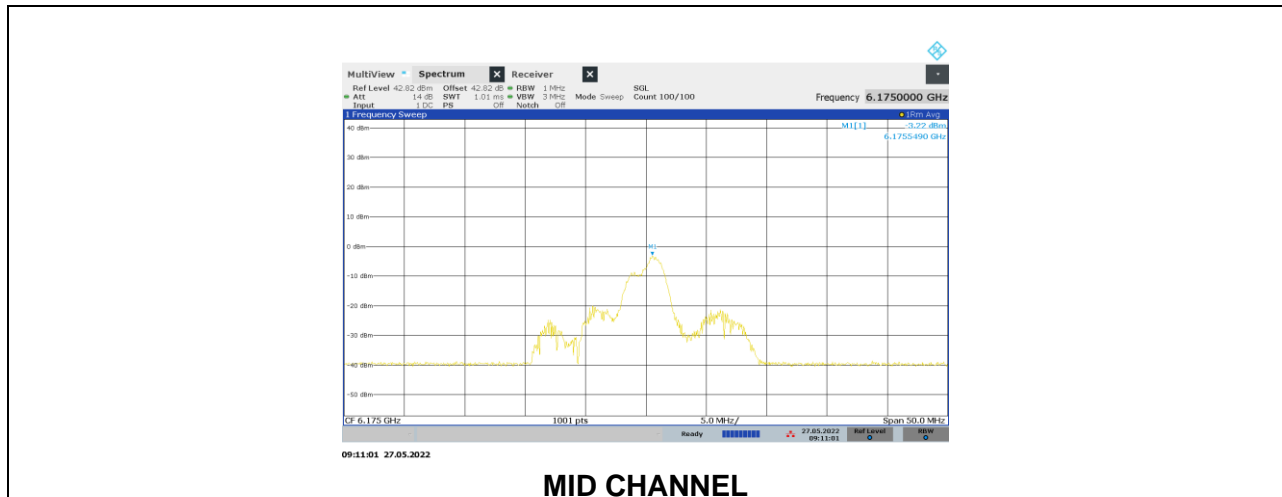
Duty Cycle CF (dB)	2.02	Included in Calculations of Corr'd Power & PSD
---------------------------	------	---

Output Power Results

Channel	Frequency (MHz)	Meas EIRP Power (dBm)	Total Corr'd EIRP (dBm)	Power Limit EIRP (dBm)	Power Margin (dB)
Mid	6175	-0.94	1.08	24.00	-22.92

PSD Results

Channel	Frequency (MHz)	Meas EIRP PSD (dBm)	Total Corr'd PSD (dBm)	PSD Limit (dBm)	PSD Margin (dB)
Mid	6175	-3.22	-1.20	-1.00	-0.20



MID CHANNEL

2TX Antenna 1 + Antenna 4 CDD OFDMA MODE: 26-Tones, RU Index 8

Test Engineer:	CW 20756
Test Date:	5/27/2022

(NOTE: **POWER** and **PSD** were tested by radiated method)

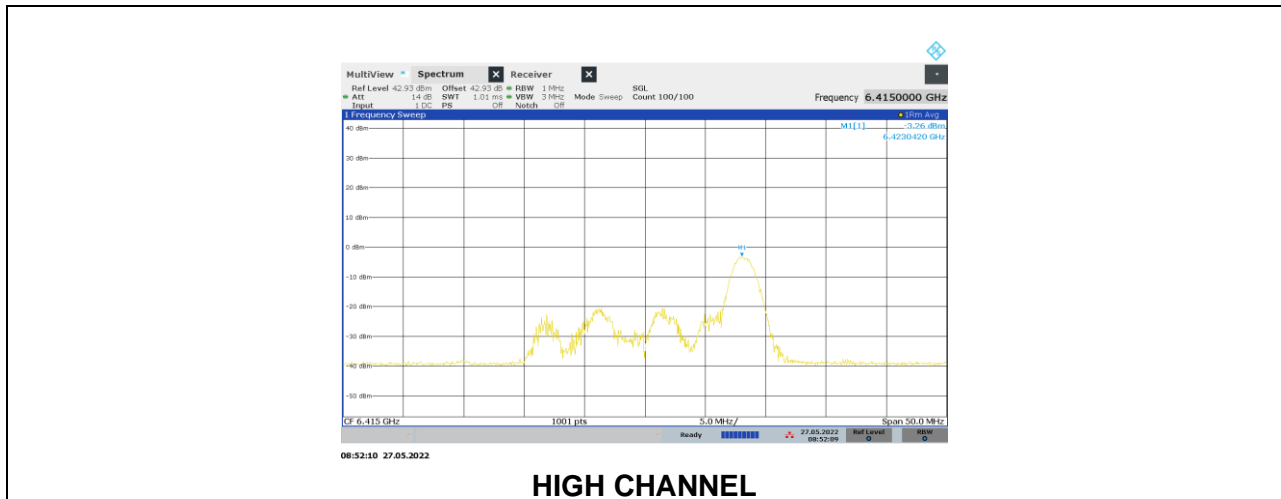
Duty Cycle CF (dB)	2.02	Included in Calculations of Corr'd Power & PSD
---------------------------	------	---

Output Power Results

Channel	Frequency (MHz)	Meas EIRP Power (dBm)	Total Corr'd EIRP (dBm)	Power Limit EIRP (dBm)	Power Margin (dB)
High	6415	1.70	3.72	24.00	-20.28

PSD Results

Channel	Frequency (MHz)	Meas EIRP PSD (dBm)	Total Corr'd PSD (dBm)	PSD Limit (dBm)	PSD Margin (dB)
High	6415	-3.26	-1.24	-1.00	-0.24



2TX Antenna 1 + Antenna 4 CDD OFDMA MODE: 242-Tones, RU Index 61

Test Engineer:	AF 19497
Test Date:	4/21/2022

(NOTE: **POWER** and **PSD** was tested by radiated method)

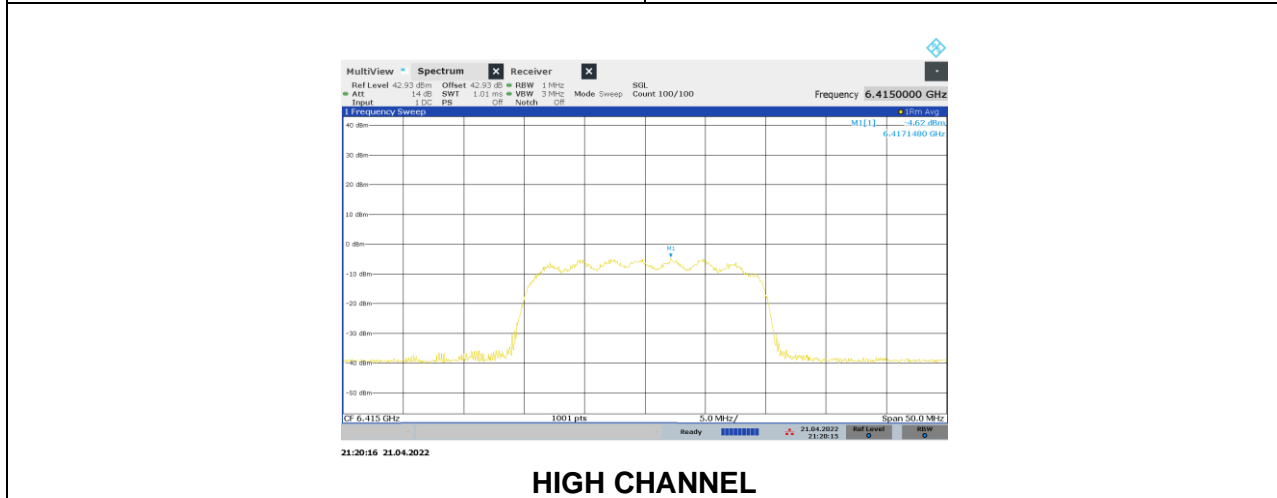
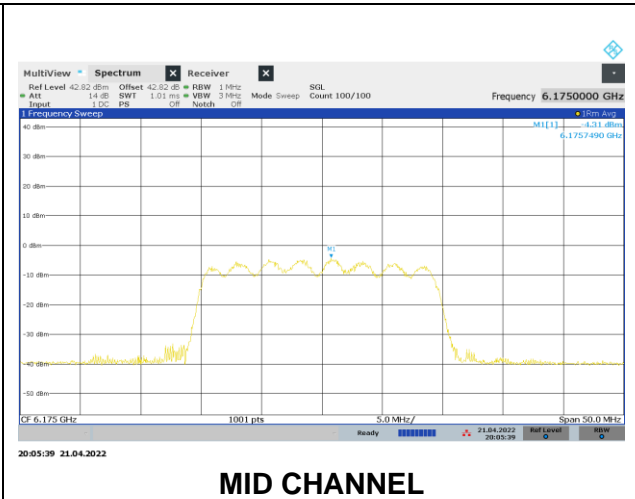
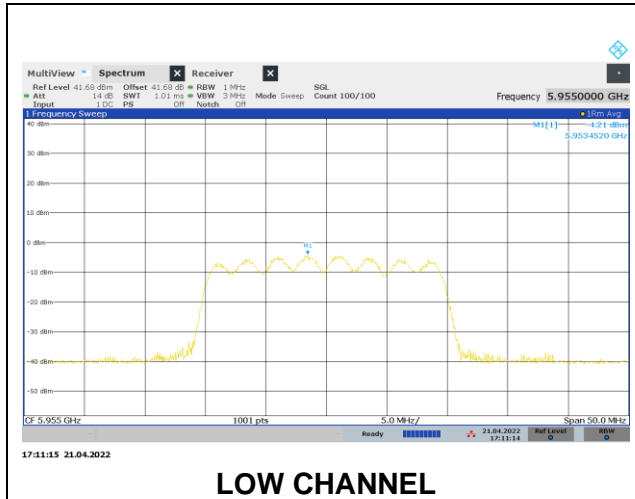
Duty Cycle CF (dB)	2.92	Included in Calculations of Corr'd Power & PSD
---------------------------	------	---

Output Power Results

Channel	Frequency (MHz)	Meas EIRP Power (dBm)	Total Corr'd EIRP (dBm)	Power Limit EIRP (dBm)	Power Margin (dB)
Low	5955	6.18	9.10	24.00	-14.90
Mid	6175	6.07	8.99	24.00	-15.01
High	6415	6.95	9.87	24.00	-14.13

PSD Results

Channel	Frequency (MHz)	Meas EIRP PSD (dBm)	Total Corr'd PSD (dBm)	PSD Limit (dBm)	PSD Margin (dB)
Low	5955	-4.21	-1.29	-1.00	-0.29
Mid	6175	-4.31	-1.39	-1.00	-0.39
High	6415	-4.62	-1.70	-1.00	-0.70



2TX Antenna 1 + Antenna 4 CDD OFDMA MODE: SU, Single User

Test Engineer:	CW 20756
Test Date:	5/27/2022

(NOTE: **POWER** was tested by radiated method)

Duty Cycle CF (dB)	1.37	Included in Calculations of Corr'd Power
---------------------------	------	---

Output Power Results

Channel	Frequency (MHz)	Meas EIRP Power (dBm)	Total Corr'd EIRP (dBm)	Power Limit EIRP (dBm)	Power Margin (dB)
Low	5955	7.06	8.43	24.00	-15.57
Mid	6175	6.72	8.09	24.00	-15.91
High	6415	7.50	8.87	24.00	-15.13

9.4.2. 802.11ax HE40 MODE 2TX IN THE UNII-5 BAND

2TX Antenna 1 + Antenna 4 CDD OFDMA MODE: 26-Tones, RU Index 0

Test Engineer:	CW 20756 and AF 19497
Test Date:	4/28/2022

(NOTE: POWER and PSD were tested by radiated method)

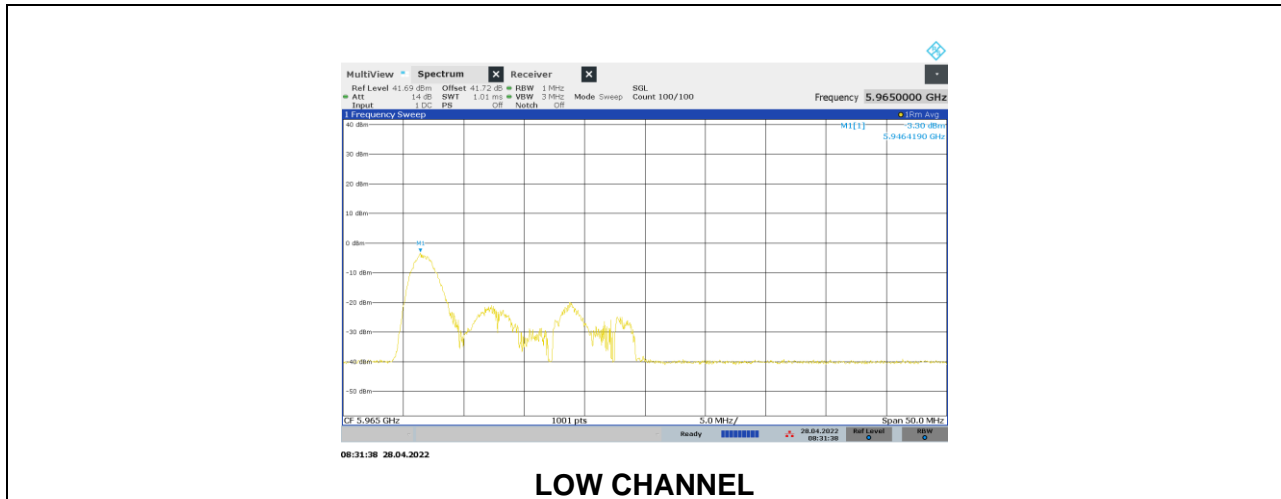
Duty Cycle CF (dB)	2.01	Included in Calculations of Corr'd Power & PSD
---------------------------	------	---

Output Power Results

Channel	Frequency (MHz)	Meas EIRP Power (dBm)	Total Corr'd EIRP (dBm)	Power Limit EIRP (dBm)	Power Margin (dB)
Low	5965	-0.51	1.50	24.00	-22.50

PSD Results

Channel	Frequency (MHz)	Meas EIRP PSD (dBm)	Total Corr'd PSD (dBm)	PSD Limit (dBm)	PSD Margin (dB)
Low	5965	-3.30	-1.29	-1.00	-0.29



2TX Antenna 1 + Antenna 4 CDD OFDMA MODE: 26-Tones, RU Index 8

Test Engineer:	CW 20756
Test Date:	5/27/2022

(NOTE: **POWER** and **PSD** were tested by radiated method)

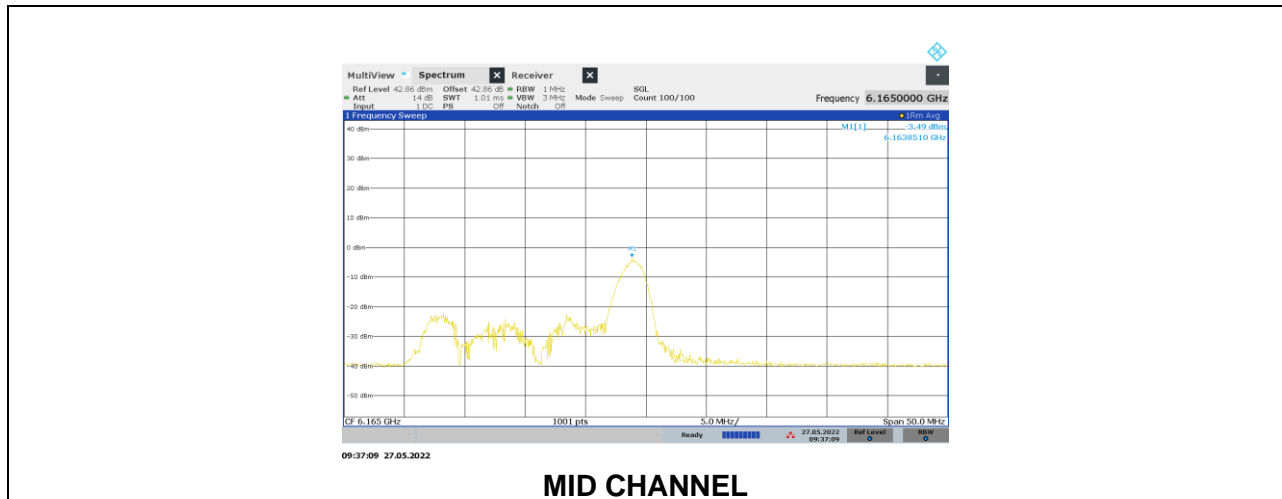
Duty Cycle CF (dB)	2.01	Included in Calculations of Corr'd Power & PSD
---------------------------	------	---

Output Power Results

Channel	Frequency (MHz)	Meas EIRP Power (dBm)	Total Corr'd EIRP (dBm)	Power Limit EIRP (dBm)	Power Margin (dB)
Mid	6165	-1.15	0.86	24.00	-23.14

PSD Results

Channel	Frequency (MHz)	Meas EIRP PSD (dBm)	Total Corr'd PSD (dBm)	PSD Limit (dBm)	PSD Margin (dB)
Mid	6165	-3.49	-1.48	-1.00	-0.48



2TX Antenna 1 + Antenna 4 CDD OFDMA MODE: 26-Tones, RU Index 17

Test Engineer:	CW 20756
Test Date:	5/27/2022

(NOTE: **POWER** and **PSD** was tested by radiated method)

Duty Cycle CF (dB)	2.01	Included in Calculations of Corr'd Power & PSD
---------------------------	------	---

Output Power Results

Channel	Frequency (MHz)	Meas EIRP Power (dBm)	Total Corr'd EIRP (dBm)	Power Limit EIRP (dBm)	Power Margin (dB)
High	6405	-0.88	1.13	24.00	-22.87

PSD Results

Channel	Frequency (MHz)	Meas EIRP PSD (dBm)	Total Corr'd PSD (dBm)	PSD Limit (dBm)	PSD Margin (dB)
High	6405	-3.29	-1.28	-1.00	-0.28

