

2TX Antenna 1 + Antenna 4 CDD OFDMA MODE: 484-Tones, RU Index 65

Test Engineer:	CW 20756
Test Date:	2022-08-04

(NOTE: **POWER** and **PSD** were tested by radiated method)

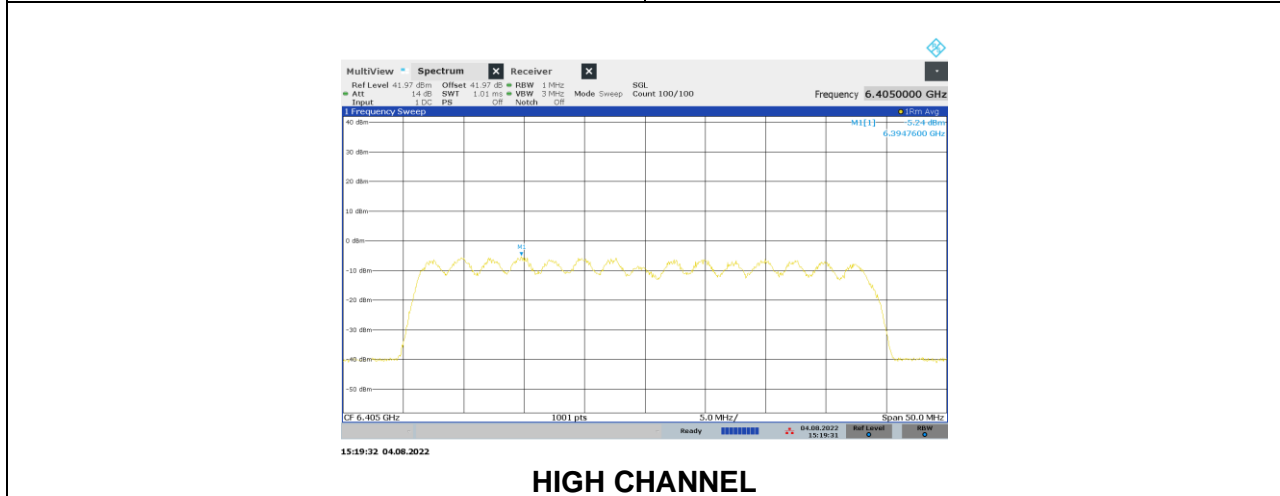
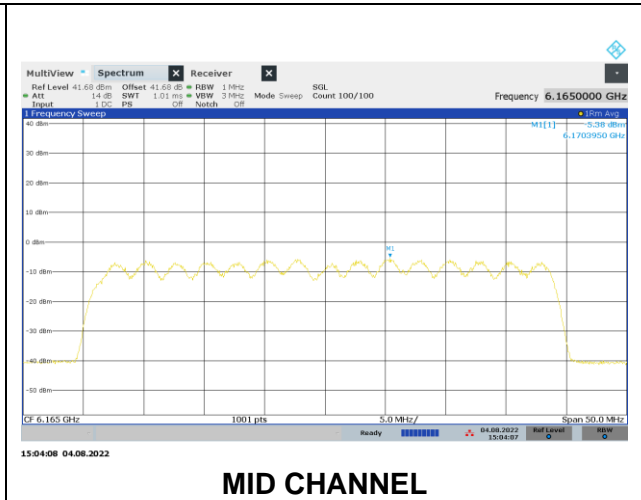
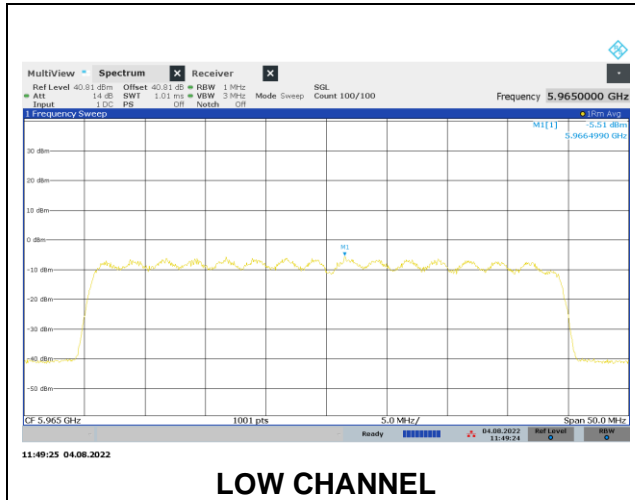
Duty Cycle CF (dB)	2.96	Included in Calculations of Corr'd Power & PSD
---------------------------	------	-----------------------------------------------------------

Output Power Results

Channel	Frequency (MHz)	Meas EIRP Power (dBm)	Total Corr'd EIRP (dBm)	Power Limit EIRP (dBm)	Power Margin (dB)
Low	5965	9.67	12.63	24.00	-11.37
Mid	6165	8.14	11.10	24.00	-12.90
High	6405	7.23	10.19	24.00	-13.81

PSD Results

Channel	Frequency (MHz)	Meas EIRP PSD (dBm)	Total Corr'd PSD (dBm)	PSD Limit (dBm)	PSD Margin (dB)
Low	5965	-5.51	-2.55	-1.00	-1.55
Mid	6165	-5.38	-2.42	-1.00	-1.42
High	6405	-5.24	-2.28	-1.00	-1.28



2TX Antenna 1 + Antenna 4 CDD OFDMA MODE: SU, Single User

Test Engineer:	CW 20756
Test Date:	2022-08-04

(NOTE: **POWER** was tested by radiated method)

Duty Cycle CF (dB)	2.22	Included in Calculations of Corr'd Power
---------------------------	------	-------------------------------------------------

Output Power Results

Channel	Frequency (MHz)	Meas EIRP Power (dBm)	Total Corr'd EIRP (dBm)	Power Limit EIRP (dBm)	Power Margin (dB)
Low	5965	9.11	11.33	24.00	-12.67
Mid	6165	7.35	9.57	24.00	-14.43
High	6405	6.71	8.93	24.00	-15.07

9.4.3. 802.11ax HE80 MODE 2TX IN THE UNII-5 BAND

2TX Antenna 1 + Antenna 4 CDD OFDMA MODE: 26-Tones, RU Index 0

Test Engineer:	CW 20756
Test Date:	2022-08-05

(NOTE: POWER and PSD were tested by radiated method)

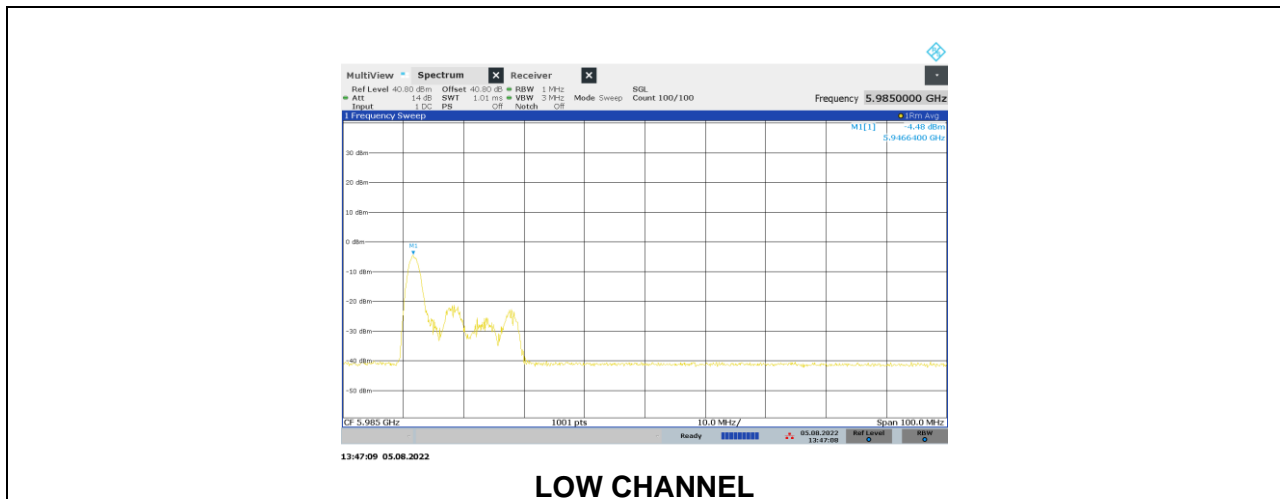
Duty Cycle CF (dB)	1.96	Included in Calculations of Corr'd Power & PSD
--------------------	------	------------------------------------------------

Output Power Results

Channel	Frequency (MHz)	Meas EIRP Power (dBm)	Total Corr'd EIRP (dBm)	Power Limit EIRP (dBm)	Power Margin (dB)
Low	5985	-0.21	1.75	24.00	-22.25

PSD Results

Channel	Frequency (MHz)	Meas EIRP PSD (dBm)	Total Corr'd PSD (dBm)	PSD Limit (dBm)	PSD Margin (dB)
Low	5985	-4.48	-2.52	-1.00	-1.52



2TX Antenna 1 + Antenna 4 CDD OFDMA MODE: 26-Tones, RU Index 18

Test Engineer:	CW 20756
Test Date:	2022-08-05

(NOTE: **POWER** and **PSD** were tested by radiated method)

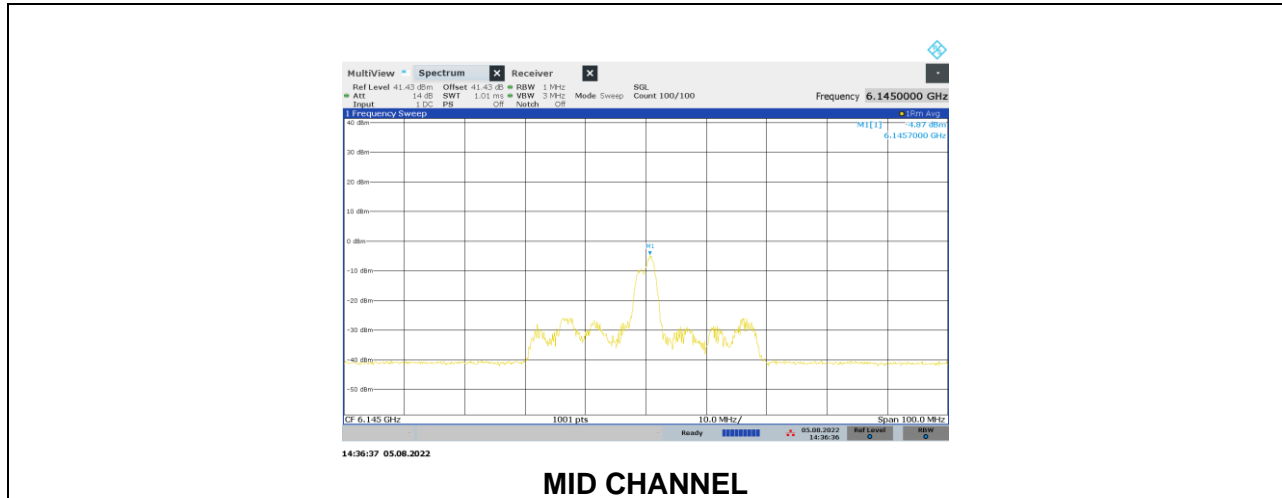
Duty Cycle CF (dB)	1.96	Included in Calculations of Corr'd Power & PSD
---------------------------	------	-----------------------------------------------------------

Output Power Results

Channel	Frequency (MHz)	Meas EIRP Power (dBm)	Total Corr'd EIRP (dBm)	Power Limit EIRP (dBm)	Power Margin (dB)
Mid	6145	-0.21	1.75	24.00	-22.25

PSD Results

Channel	Frequency (MHz)	Meas EIRP PSD (dBm)	Total Corr'd PSD (dBm)	PSD Limit (dBm)	PSD Margin (dB)
Mid	6145	-4.87	-2.91	-1.00	-1.91



2TX Antenna 1 + Antenna 4 CDD OFDMA MODE: 26-Tones, RU Index 36

Test Engineer:	CW 20756
Test Date:	2022-08-05

(NOTE: **POWER** and **PSD** were tested by radiated method)

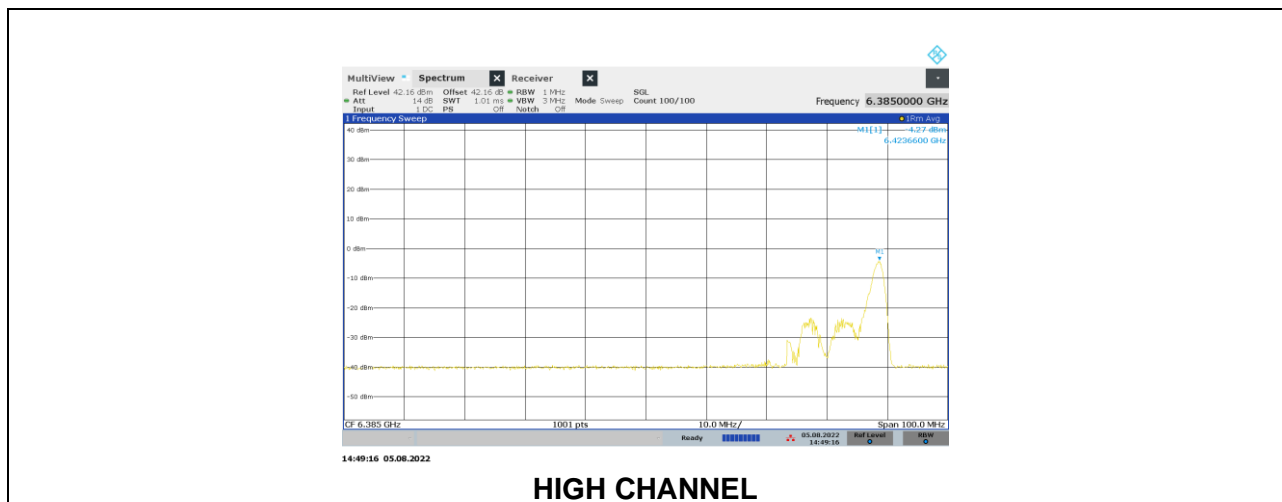
Duty Cycle CF (dB)	1.96	Included in Calculations of Corr'd Power & PSD
---------------------------	------	-----------------------------------------------------------

Output Power Results

Channel	Frequency (MHz)	Meas EIRP Power (dBm)	Total Corr'd EIRP (dBm)	Power Limit EIRP (dBm)	Power Margin (dB)
High	6385	0.47	2.43	24.00	-21.57

PSD Results

Channel	Frequency (MHz)	Meas EIRP PSD (dBm)	Total Corr'd PSD (dBm)	PSD Limit (dBm)	PSD Margin (dB)
High	6385	-4.27	-2.31	-1.00	-1.31



2TX Antenna 1 + Antenna 4 CDD OFDMA MODE: 996-Tones, RU Index 67

Test Engineer:	CW 20756
Test Date:	2022-08-05

(NOTE: **POWER** and **PSD** were tested by radiated method)

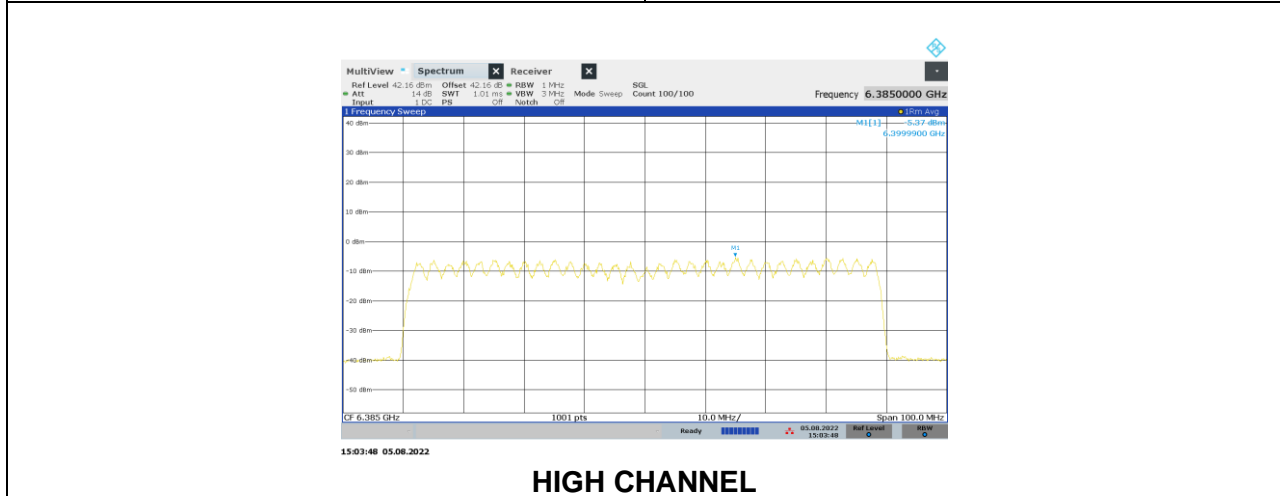
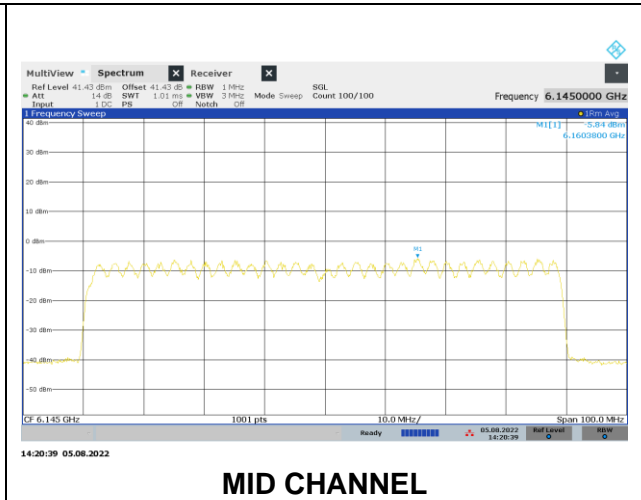
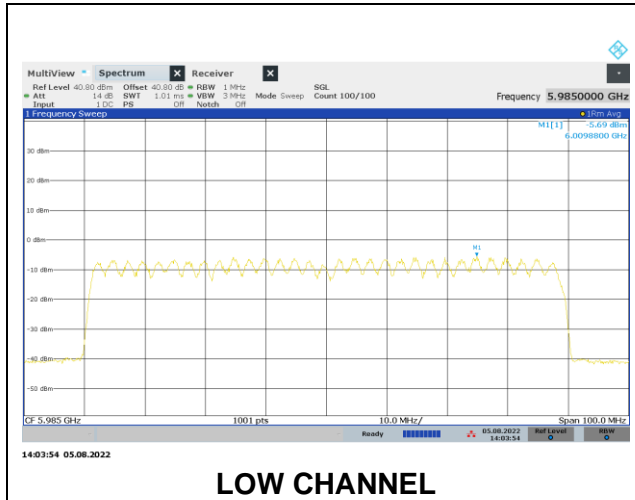
Duty Cycle CF (dB)	3.25	Included in Calculations of Corr'd Power & PSD
---------------------------	------	-----------------------------------------------------------

Output Power Results

Channel	Frequency (MHz)	Meas EIRP Power (dBm)	Total Corr'd EIRP (dBm)	Power Limit EIRP (dBm)	Power Margin (dB)
Low	5985	12.76	16.01	24.00	-7.99
Mid	6145	12.01	15.26	24.00	-8.74
High	6385	10.78	14.03	24.00	-9.97

PSD Results

Channel	Frequency (MHz)	Meas EIRP PSD (dBm)	Total Corr'd PSD (dBm)	PSD Limit (dBm)	PSD Margin (dB)
Low	5985	-5.69	-2.44	-1.00	-1.44
Mid	6145	-5.84	-2.59	-1.00	-1.59
High	6385	-5.37	-2.12	-1.00	-1.12



2TX Antenna 1 + Antenna 4 CDD OFDMA MODE: SU, Single User

Test Engineer:	CW 20756
Test Date:	2022-08-05

(NOTE: **POWER** was tested by radiated method)

Duty Cycle CF (dB)	3.44	Included in Calculations of Corr'd Power
---------------------------	------	-------------------------------------------------

Output Power Results

Channel	Frequency (MHz)	Meas EIRP Power (dBm)	Total Corr'd EIRP (dBm)	Power Limit EIRP (dBm)	Power Margin (dB)
Low	5985	12.19	15.63	24.00	-8.37
Mid	6145	11.56	15.00	24.00	-9.00
High	6385	10.45	13.89	24.00	-10.11

9.4.4. 802.11ax HE20 MODE 2TX IN THE UNII-6 BAND

2TX Antenna 1 + Antenna 4 CDD OFDMA MODE: 26-Tones, RU Index 0

Test Engineer:	SI 23522
Test Date:	2022-08-03

(NOTE: POWER and PSD were tested by radiated method)

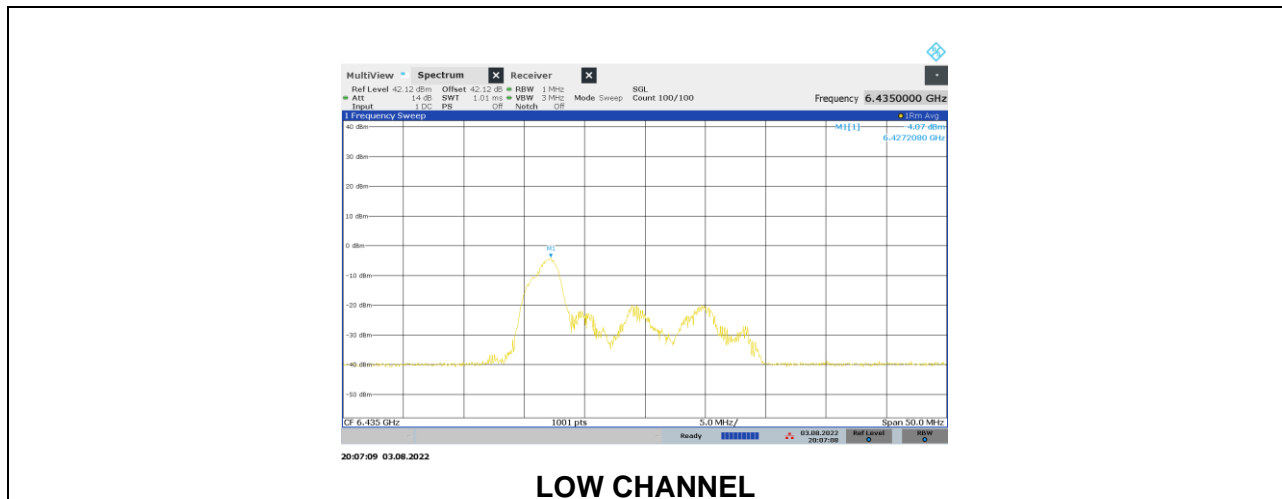
Duty Cycle CF (dB)	1.96	Included in Calculations of Corr'd Power & PSD
--------------------	------	------------------------------------------------

Output Power Results

Channel	Frequency (MHz)	Meas EIRP Power (dBm)	Total Corr'd EIRP (dBm)	Power Limit EIRP (dBm)	Power Margin (dB)
Low	6435	-0.40	1.56	24.00	-22.44

PSD Results

Channel	Frequency (MHz)	Meas EIRP PSD (dBm)	Total Corr'd PSD (dBm)	PSD Limit (dBm)	PSD Margin (dB)
Low	6435	-4.07	-2.11	-1.00	-1.11



2TX Antenna 1 + Antenna 4 CDD OFDMA MODE: 26-Tones, RU Index 4

Test Engineer:	SI 23522
Test Date:	2022-08-03

(NOTE: **POWER** and **PSD** were tested by radiated method)

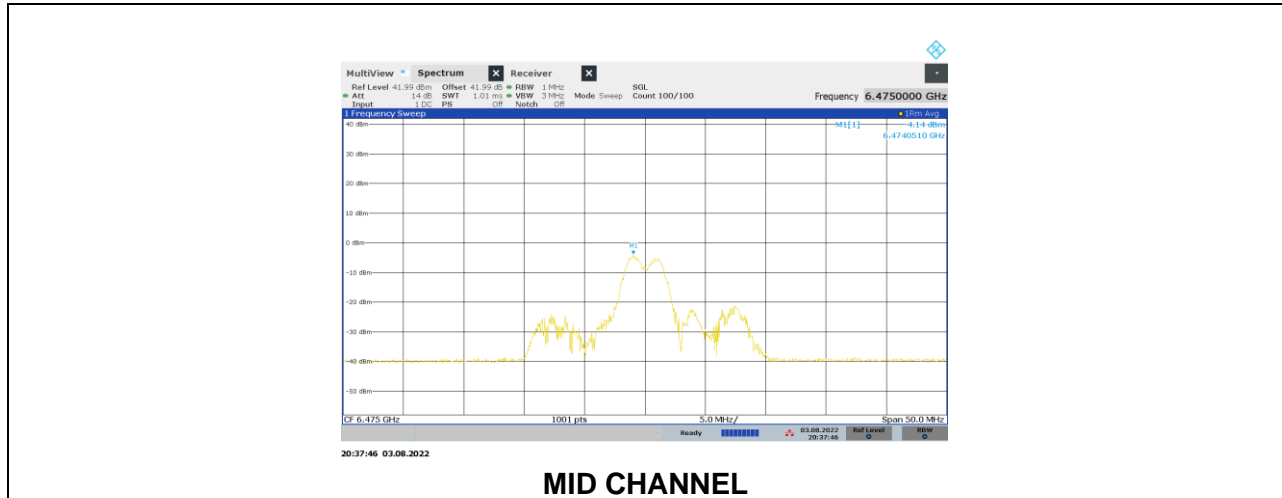
Duty Cycle CF (dB)	1.96	Included in Calculations of Corr'd Power & PSD
---------------------------	------	-----------------------------------------------------------

Output Power Results

Channel	Frequency (MHz)	Meas EIRP Power (dBm)	Total Corr'd EIRP (dBm)	Power Limit EIRP (dBm)	Power Margin (dB)
Mid	6475	-0.57	1.39	24.00	-22.61

PSD Results

Channel	Frequency (MHz)	Meas EIRP PSD (dBm)	Total Corr'd PSD (dBm)	PSD Limit (dBm)	PSD Margin (dB)
Mid	6475	-4.14	-2.18	-1.00	-1.18



2TX Antenna 1 + Antenna 4 CDD OFDMA MODE: 26-Tones, RU Index 8

Test Engineer:	SI 23522
Test Date:	2022-08-03

(NOTE: **POWER** and **PSD** were tested by radiated method)

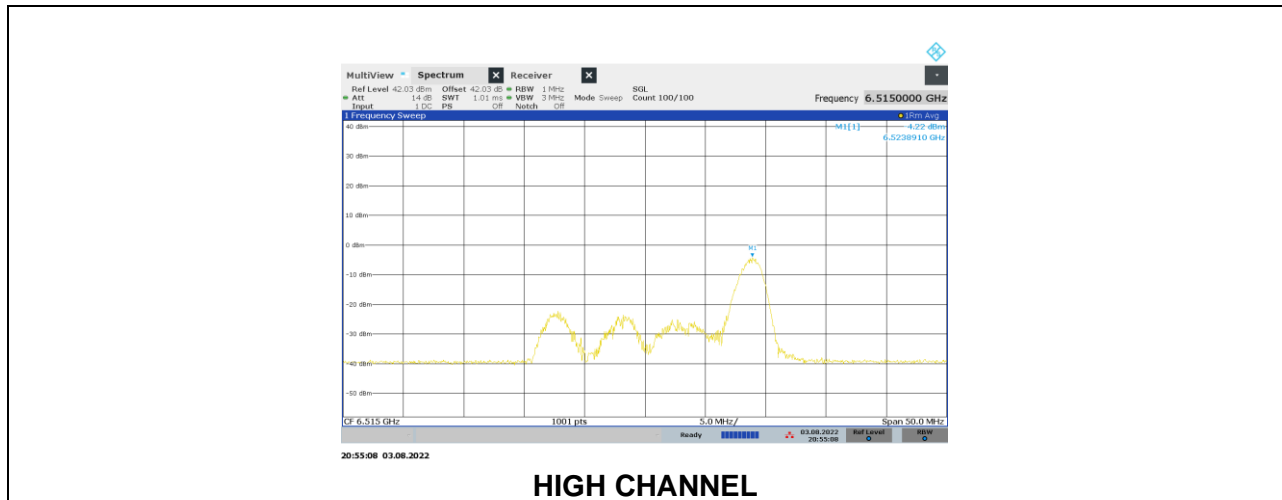
Duty Cycle CF (dB)	1.96	Included in Calculations of Corr'd Power & PSD
---------------------------	------	-----------------------------------------------------------

Output Power Results

Channel	Frequency (MHz)	Meas EIRP Power (dBm)	Total Corr'd EIRP (dBm)	Power Limit EIRP (dBm)	Power Margin (dB)
High	6515	-1.30	0.66	24.00	-23.34

PSD Results

Channel	Frequency (MHz)	Meas EIRP PSD (dBm)	Total Corr'd PSD (dBm)	PSD Limit (dBm)	PSD Margin (dB)
High	6515	-4.22	-2.26	-1.00	-1.26



2TX Antenna 1 + Antenna 4 CDD OFDMA MODE: 242-Tones, RU Index 61

Test Engineer:	SI 23522
Test Date:	2022-08-03

(NOTE: **POWER** and **PSD** were tested by radiated method)

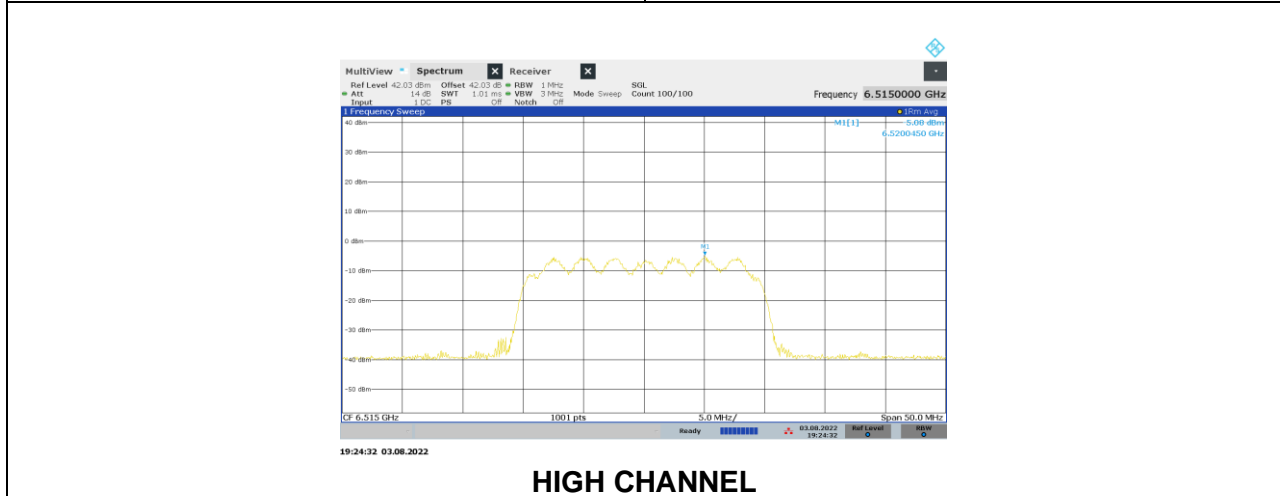
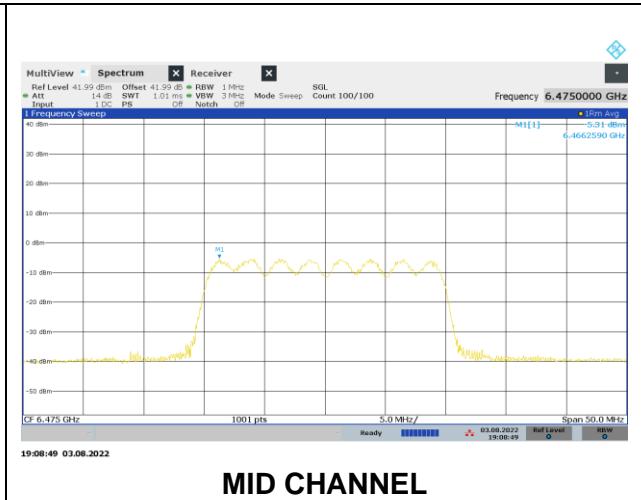
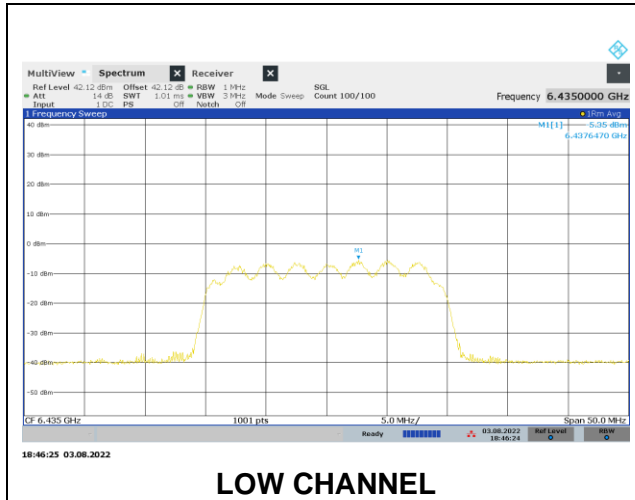
Duty Cycle CF (dB)	2.91	Included in Calculations of Corr'd Power & PSD
---------------------------	------	-----------------------------------------------------------

Output Power Results

Channel	Frequency (MHz)	Meas EIRP Power (dBm)	Total Corr'd EIRP (dBm)	Power Limit EIRP (dBm)	Power Margin (dB)
Low	6435	4.11	7.02	24.00	-16.98
Mid	6475	6.16	9.07	24.00	-14.94
High	6515	5.66	8.57	24.00	-15.43

PSD Results

Channel	Frequency (MHz)	Meas EIRP PSD (dBm)	Total Corr'd PSD (dBm)	PSD Limit (dBm)	PSD Margin (dB)
Low	6435	-5.35	-2.44	-1.00	-1.44
Mid	6475	-5.31	-2.40	-1.00	-1.40
High	6515	-5.08	-2.17	-1.00	-1.17



2TX Antenna 1 + Antenna 4 CDD OFDMA MODE: SU, Single User

Test Engineer:	SI 23522
Test Date:	2022-08-03

(NOTE: **POWER** was tested by radiated method)

Duty Cycle CF (dB)	1.37	Included in Calculations of Corr'd Power
---------------------------	------	-------------------------------------------------

Output Power Results

Channel	Frequency (MHz)	Meas EIRP Power (dBm)	Total Corr'd EIRP (dBm)	Power Limit EIRP (dBm)	Power Margin (dB)
Low	6435	3.87	5.24	24.00	-18.76
Mid	6475	5.98	7.35	24.00	-16.66
High	6515	5.35	6.72	24.00	-17.28

9.4.5. 802.11ax HE40 MODE 2TX IN THE UNII-6 BAND

2TX Antenna 1 + Antenna 4 CDD OFDMA MODE: 26-Tones, RU Index 0

Test Engineer:	SI 23522
Test Date:	2022-08-04

(NOTE: POWER and PSD were tested by radiated method)

Duty Cycle CF (dB)	1.96	Included in Calculations of Corr'd Power & PSD
--------------------	------	------------------------------------------------

Output Power Results

Channel	Frequency (MHz)	Meas EIRP Power (dBm)	Total Corr'd EIRP (dBm)	Power Limit EIRP (dBm)	Power Margin (dB)
Low	6445	-0.88	1.08	24.00	-22.92

PSD Results

Channel	Frequency (MHz)	Meas EIRP PSD (dBm)	Total Corr'd PSD (dBm)	PSD Limit (dBm)	PSD Margin (dB)
Low	6445	-4.60	-2.64	-1.00	-1.64



2TX Antenna 1 + Antenna 4 CDD OFDMA MODE: 26-Tones, RU Index 17

Test Engineer:	SI 23522
Test Date:	2022-08-04 and 08-23

(NOTE: **POWER** and **PSD** were tested by radiated method)

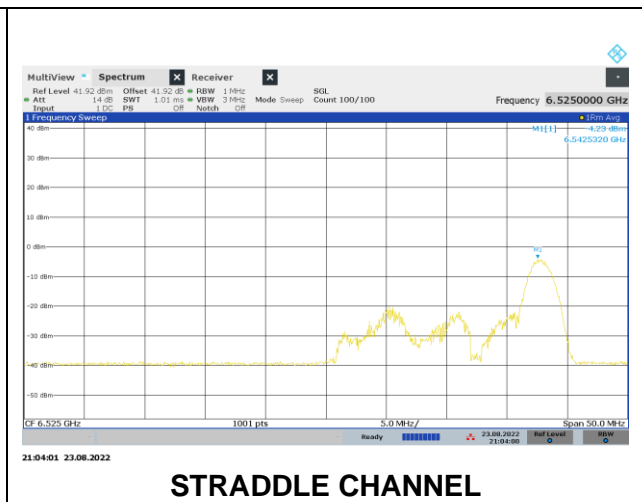
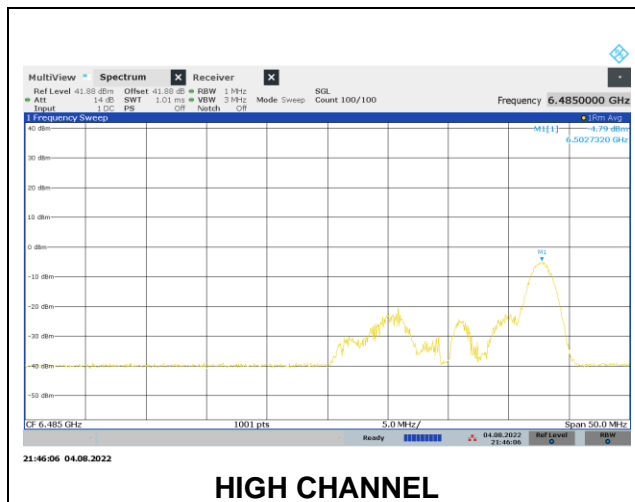
Duty Cycle CF (dB)	1.96	Included in Calculations of Corr'd Power & PSD
---------------------------	------	-----------------------------------------------------------

Output Power Results

Channel	Frequency (MHz)	Meas EIRP Power (dBm)	Total Corr'd EIRP (dBm)	Power Limit EIRP (dBm)	Power Margin (dB)
High	6485	-0.68	1.28	24.00	-22.72
H straddle	6525	0.24	2.20	24.00	-21.80

PSD Results

Channel	Frequency (MHz)	Meas EIRP PSD (dBm)	Total Corr'd PSD (dBm)	PSD Limit (dBm)	PSD Margin (dB)
High	6485	-4.79	-2.83	-1.00	-1.83
H straddle	6525	-4.23	-2.27	-1.00	-1.27



2TX Antenna 1 + Antenna 4 CDD OFDMA MODE: 484-Tones, RU Index 65

Test Engineer:	SI 23522
Test Date:	2022-08-04

(NOTE: **POWER** and **PSD** were tested by radiated method)

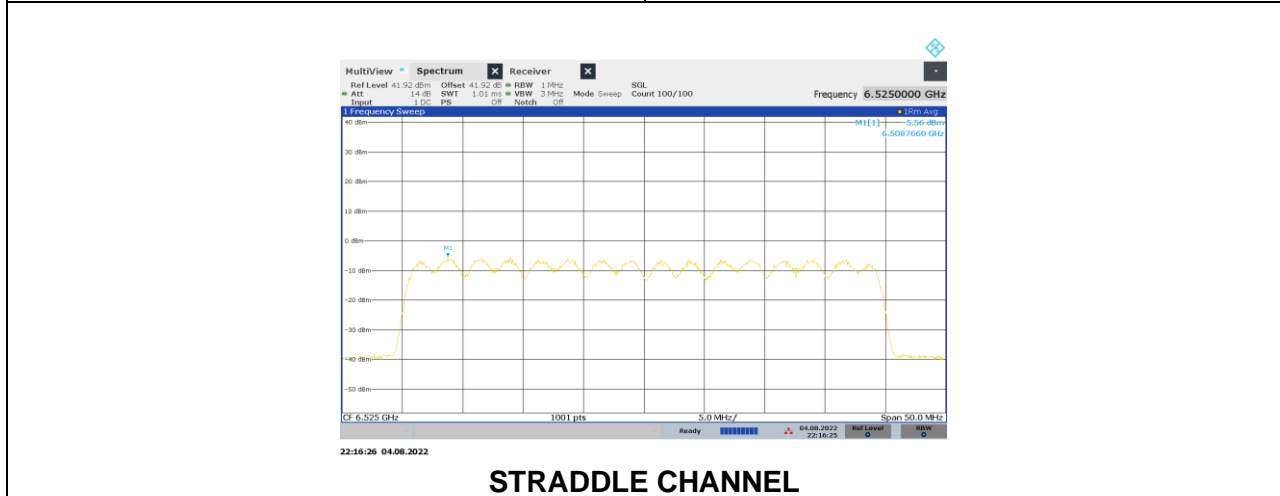
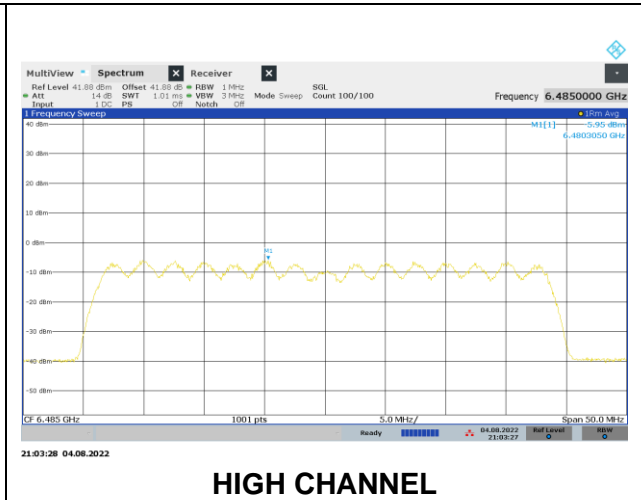
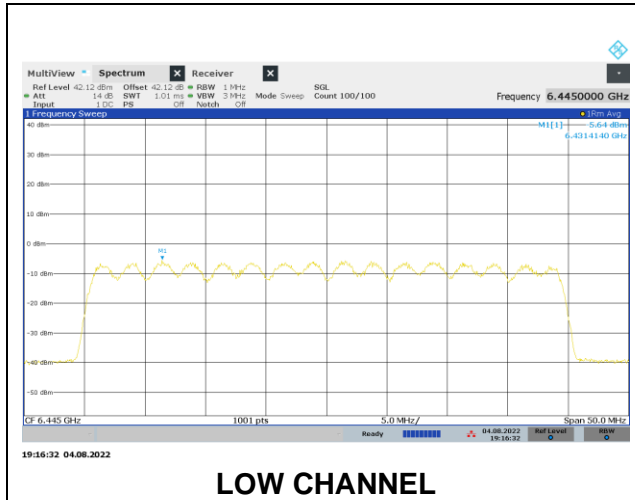
Duty Cycle CF (dB)	2.96	Included in Calculations of Corr'd Power & PSD
---------------------------	------	-----------------------------------------------------------

Output Power Results

Channel	Frequency (MHz)	Meas EIRP Power (dBm)	Total Corr'd EIRP (dBm)	Power Limit EIRP (dBm)	Power Margin (dB)
Low	6445	7.70	10.66	24.00	-13.35
High	6485	6.63	9.59	24.00	-14.41
H straddle	6525	7.79	10.75	24.00	-13.25

PSD Results

Channel	Frequency (MHz)	Meas EIRP PSD (dBm)	Total Corr'd PSD (dBm)	PSD Limit (dBm)	PSD Margin (dB)
Low	6445	-5.64	-2.68	-1.00	-1.68
High	6485	-5.95	-2.99	-1.00	-1.99
H straddle	6525	-5.56	-2.60	-1.00	-1.60



2TX Antenna 1 + Antenna 4 CDD OFDMA MODE: SU, Single User

Test Engineer:	SI 23522
Test Date:	2022-08-04

(NOTE: **POWER** was tested by radiated method)

Duty Cycle CF (dB)	2.22	Included in Calculations of Corr'd Power
---------------------------	------	-------------------------------------------------

Output Power Results

Channel	Frequency (MHz)	Meas EIRP Power (dBm)	Total Corr'd EIRP (dBm)	Power Limit EIRP (dBm)	Power Margin (dB)
Low	6445	6.50	8.72	24.00	-15.29
High	6485	6.21	8.43	24.00	-15.57
H straddle	6525	6.37	8.59	24.00	-15.41

9.4.6. 802.11ax HE80 MODE 2TX IN THE UNII-6 BAND

2TX Antenna 1 + Antenna 4 CDD OFDMA MODE: 26-Tones, RU Index 0

Test Engineer:	SI 23522
Test Date:	2022-08-05

(NOTE: POWER and PSD were tested by radiated method)

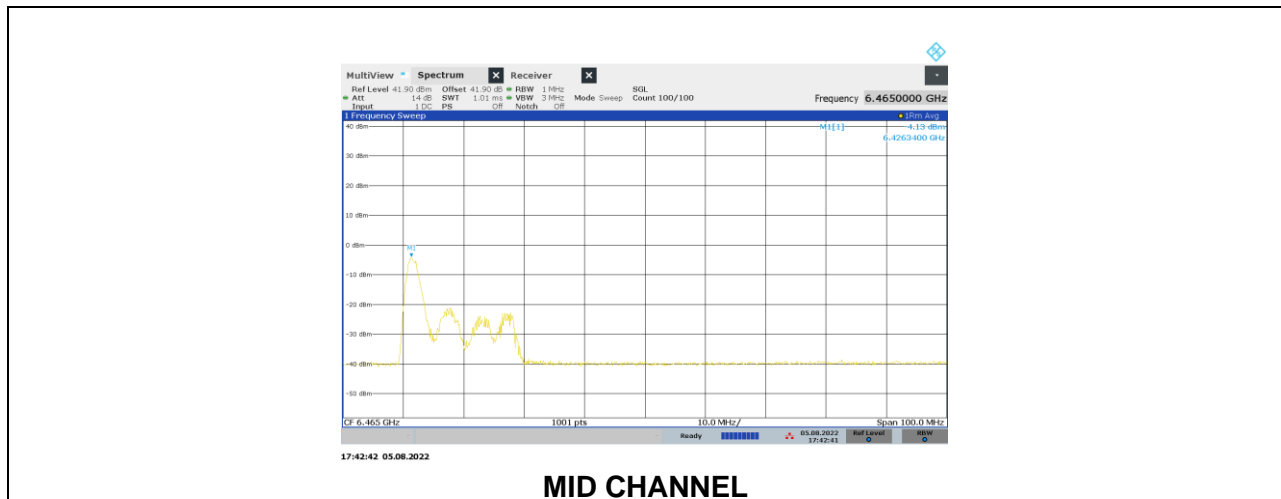
Duty Cycle CF (dB)	1.96	Included in Calculations of Corr'd Power & PSD
--------------------	------	------------------------------------------------

Output Power Results

Channel	Frequency (MHz)	Meas EIRP Power (dBm)	Total Corr'd EIRP (dBm)	Power Limit EIRP (dBm)	Power Margin (dB)
Mid	6465	-0.19	1.77	24.00	-22.23

PSD Results

Channel	Frequency (MHz)	Meas EIRP PSD (dBm)	Total Corr'd PSD (dBm)	PSD Limit (dBm)	PSD Margin (dB)
Mid	6465	-4.13	-2.17	-1.00	-1.17



2TX Antenna 1 + Antenna 4 CDD OFDMA MODE: 26-Tones, RU Index 18

Test Engineer:	CW 20756
Test Date:	2022-08-08

(NOTE: POWER and PSD were tested by radiated method)

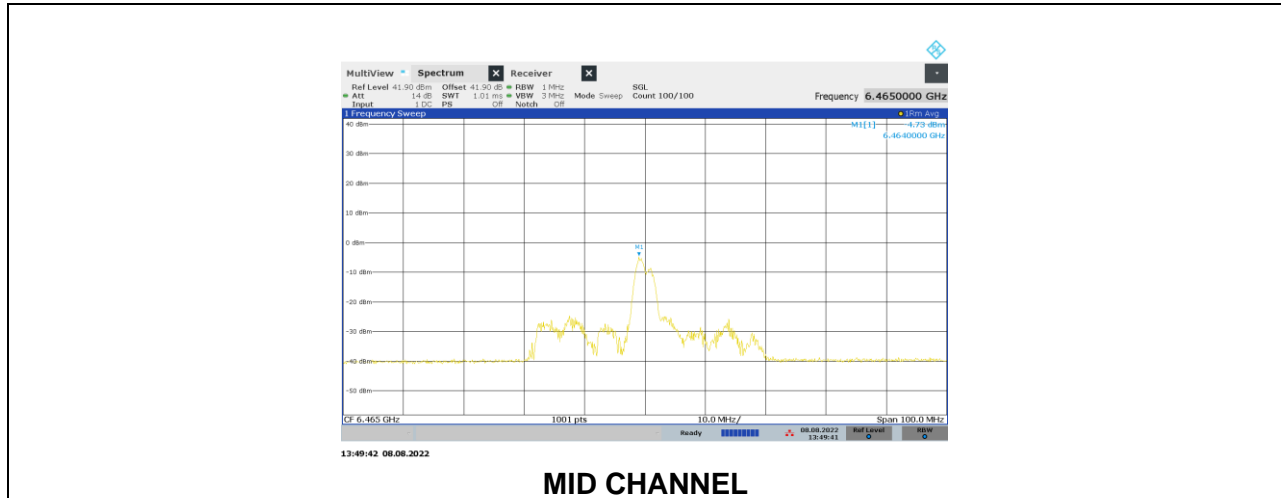
Duty Cycle CF (dB)	1.96	Included in Calculations of Corr'd Power & PSD
---------------------------	------	-----------------------------------------------------------

Output Power Results

Channel	Frequency (MHz)	Meas EIRP Power (dBm)	Total Corr'd EIRP (dBm)	Power Limit EIRP (dBm)	Power Margin (dB)
Mid	6465	0.11	2.07	24.00	-21.93

PSD Results

Channel	Frequency (MHz)	Meas EIRP PSD (dBm)	Total Corr'd PSD (dBm)	PSD Limit (dBm)	PSD Margin (dB)
Mid	6465	-4.73	-2.77	-1.00	-1.77



2TX Antenna 1 + Antenna 4 CDD OFDMA MODE: 26-Tones, RU Index 36

Test Engineer:	SI 23522
Test Date:	2022-08-05

(NOTE: POWER and PSD were tested by radiated method)

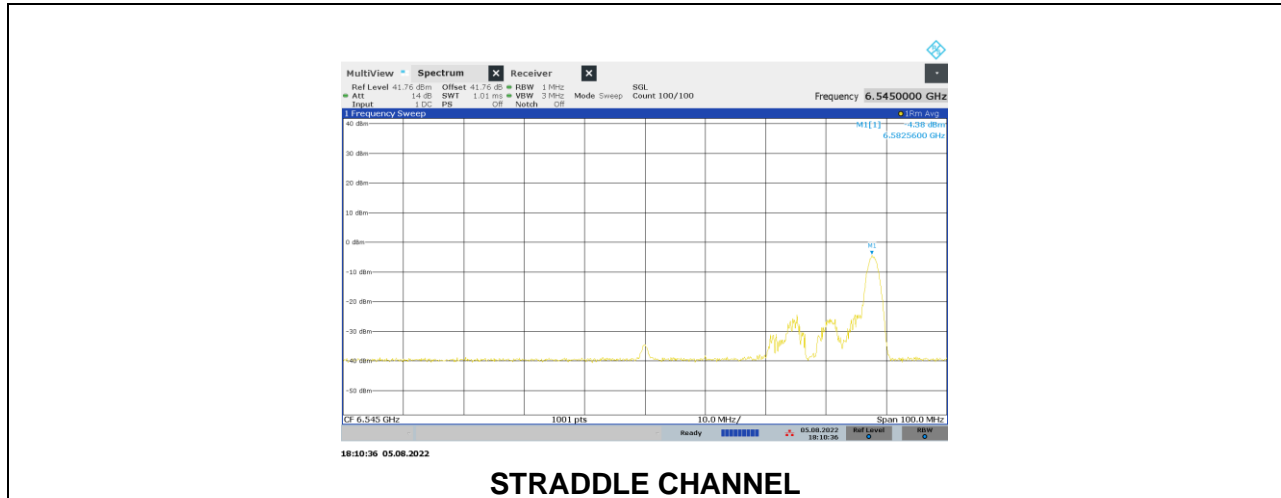
Duty Cycle CF (dB)	1.96	Included in Calculations of Corr'd Power & PSD
---------------------------	------	-----------------------------------------------------------

Output Power Results

Channel	Frequency (MHz)	Meas EIRP Power (dBm)	Total Corr'd EIRP (dBm)	Power Limit EIRP (dBm)	Power Margin (dB)
H straddle	6545	-0.68	1.28	24.00	-22.72

PSD Results

Channel	Frequency (MHz)	Meas EIRP PSD (dBm)	Total Corr'd PSD (dBm)	PSD Limit (dBm)	PSD Margin (dB)
H straddle	6545	-4.38	-2.42	-1.00	-1.42



2TX Antenna 1 + Antenna 4 CDD OFDMA MODE: 996-Tones, RU Index 67

Test Engineer:	SI 23522
Test Date:	2022-08-05

(NOTE: **POWER** and **PSD** were tested by radiated method)

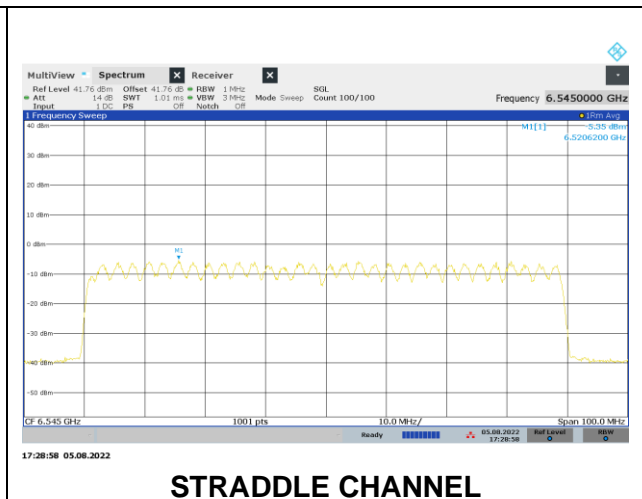
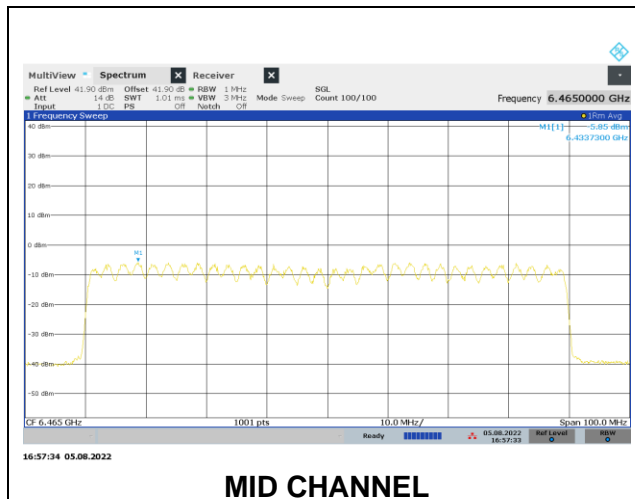
Duty Cycle CF (dB)	3.25	Included in Calculations of Corr'd Power & PSD
---------------------------	------	-----------------------------------------------------------

Output Power Results

Channel	Frequency (MHz)	Meas EIRP Power (dBm)	Total Corr'd EIRP (dBm)	Power Limit EIRP (dBm)	Power Margin (dB)
Mid	6465	10.53	13.78	24.00	-10.22
H straddle	6545	11.49	14.74	24.00	-9.26

PSD Results

Channel	Frequency (MHz)	Meas EIRP PSD (dBm)	Total Corr'd PSD (dBm)	PSD Limit (dBm)	PSD Margin (dB)
Mid	6465	-5.85	-2.60	-1.00	-1.60
H straddle	6545	-5.35	-2.10	-1.00	-1.10



2TX Antenna 1 + Antenna 4 CDD OFDMA MODE: SU, Single User

Test Engineer:	SI 23522
Test Date:	2022-08-05

(NOTE: **POWER** was tested by radiated method)

Duty Cycle CF (dB)	3.44	Included in Calculations of Corr'd Power
---------------------------	------	-------------------------------------------------

Output Power Results

Channel	Frequency (MHz)	Meas EIRP Power (dBm)	Total Corr'd EIRP (dBm)	Power Limit EIRP (dBm)	Power Margin (dB)
Mid	6465	10.03	13.47	24.00	-10.53
H straddle	6545	10.64	14.08	24.00	-9.92

9.4.7. 802.11ax HE20 MODE 2TX IN THE UNII-7 BAND

2TX Antenna 1 + Antenna 4 CDD OFDMA MODE: 26-Tones, RU Index 0

Test Engineer:	SI 23522
Test Date:	2022-08-03

(NOTE: POWER and PSD were tested by radiated method)

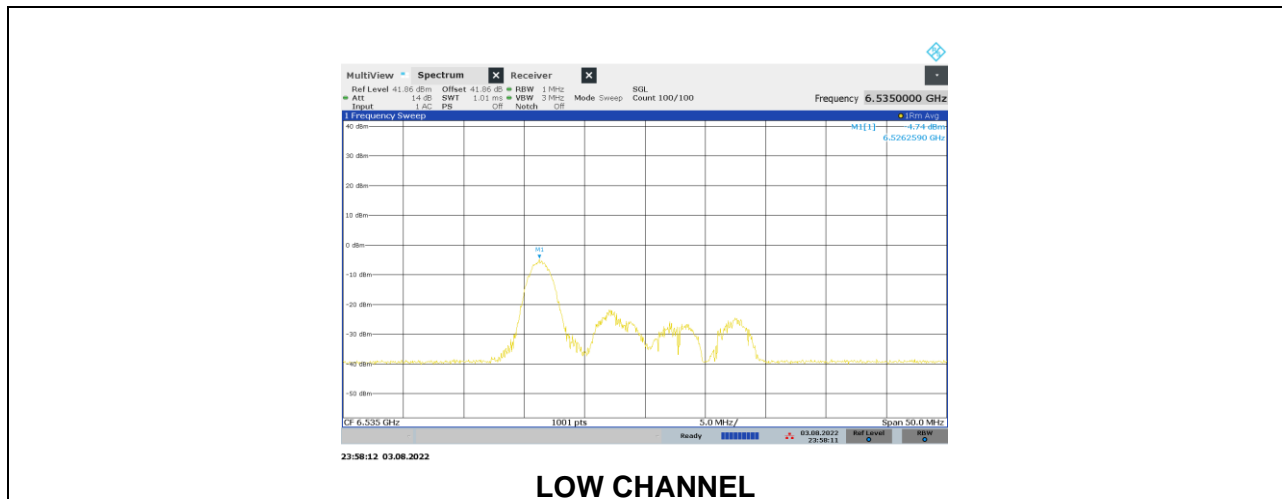
Duty Cycle CF (dB)	1.96	Included in Calculations of Corr'd Power & PSD
--------------------	------	------------------------------------------------

Output Power Results

Channel	Frequency (MHz)	Meas EIRP Power (dBm)	Total Corr'd EIRP (dBm)	Power Limit EIRP (dBm)	Power Margin (dB)
Low	6535	-0.01	1.95	24.00	-22.05

PSD Results

Channel	Frequency (MHz)	Meas EIRP PSD (dBm)	Total Corr'd PSD (dBm)	PSD Limit (dBm)	PSD Margin (dB)
Low	6535	-4.74	-2.78	-1.00	-1.78



2TX Antenna 1 + Antenna 4 CDD OFDMA MODE: 26-Tones, RU Index 4

Test Engineer:	SI 23522
Test Date:	2022-08-04

(NOTE: **POWER** and **PSD** were tested by radiated method)

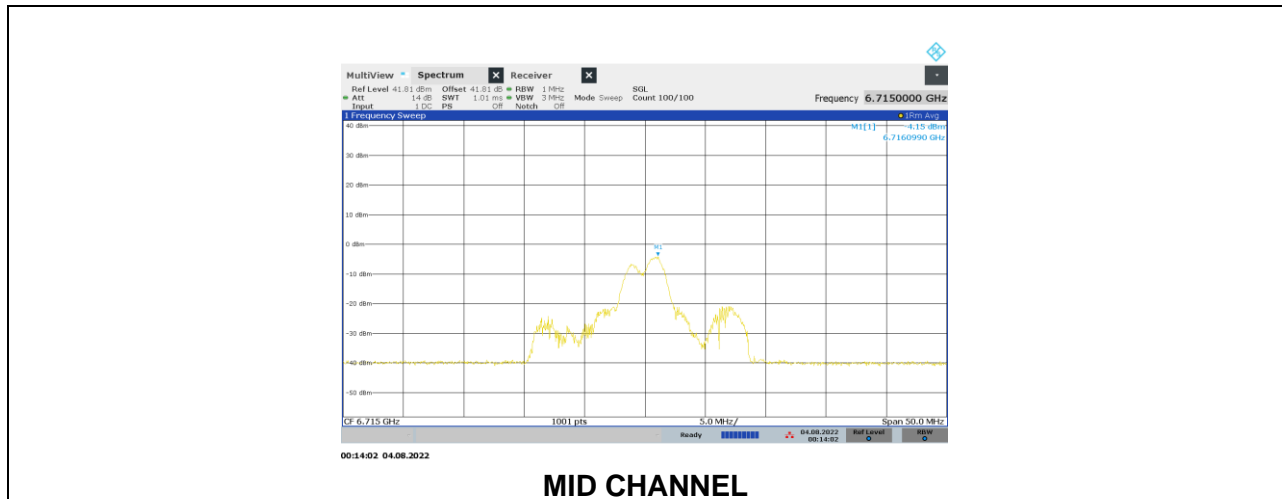
Duty Cycle CF (dB)	1.96	Included in Calculations of Corr'd Power & PSD
---------------------------	------	-----------------------------------------------------------

Output Power Results

Channel	Frequency (MHz)	Meas EIRP Power (dBm)	Total Corr'd EIRP (dBm)	Power Limit EIRP (dBm)	Power Margin (dB)
Mid	6715	0.17	2.13	24.00	-21.87

PSD Results

Channel	Frequency (MHz)	Meas EIRP PSD (dBm)	Total Corr'd PSD (dBm)	PSD Limit (dBm)	PSD Margin (dB)
Mid	6715	-4.15	-2.19	-1.00	-1.19



2TX Antenna 1 + Antenna 4 CDD OFDMA MODE: 26-Tones, RU Index 8

Test Engineer:	SI 23522
Test Date:	2022-08-04 and 2022-08-22

(NOTE: **POWER** and **PSD** were tested by radiated method)

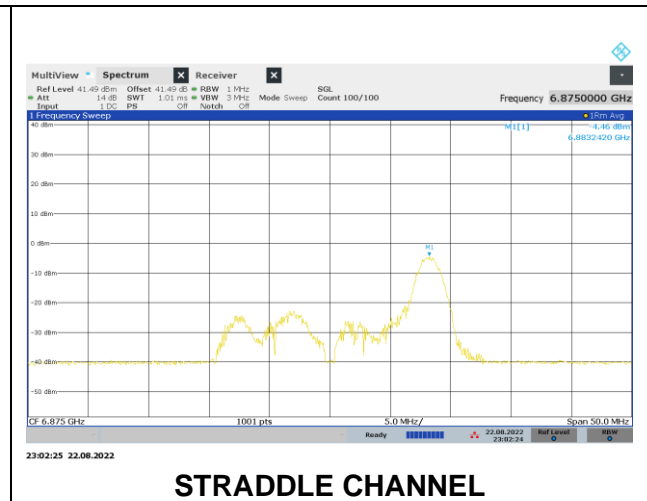
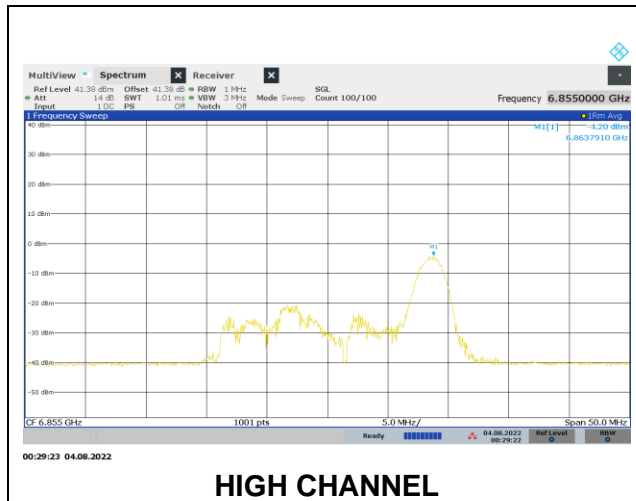
Duty Cycle CF (dB)	1.96	Included in Calculations of Corr'd Power & PSD
---------------------------	------	-----------------------------------------------------------

Output Power Results

Channel	Frequency (MHz)	Meas EIRP Power (dBm)	Total Corr'd EIRP (dBm)	Power Limit EIRP (dBm)	Power Margin (dB)
High	6855	-0.60	1.36	24.00	-22.64
Straddle	6875	-1.00	0.96	24.00	-23.04

PSD Results

Channel	Frequency (MHz)	Meas EIRP PSD (dBm)	Total Corr'd PSD (dBm)	PSD Limit (dBm)	PSD Margin (dB)
High	6855	-4.20	-2.24	-1.00	-1.24
Straddle	6875	-4.46	-2.50	-1.00	-1.50



2TX Antenna 1 + Antenna 4 CDD OFDMA MODE: 242-Tones, RU Index 61

Test Engineer:	SI 23522
Test Date:	2022-08-03

(NOTE: **POWER** and **PSD** were tested by radiated method)

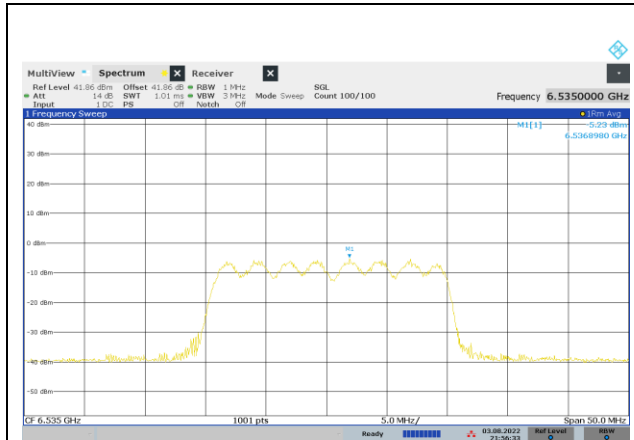
Duty Cycle CF (dB)	2.91	Included in Calculations of Corr'd Power & PSD	
---------------------------	------	-----------------------------------------------------------	--

Output Power Results

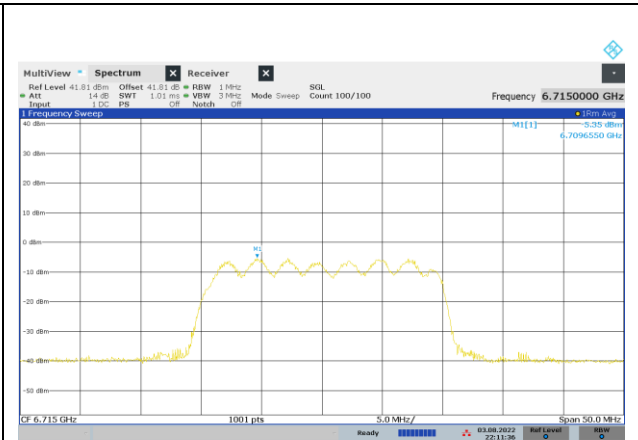
Channel	Frequency (MHz)	Meas EIRP Power (dBm)	Total Corr'd EIRP (dBm)	Power Limit EIRP (dBm)	Power Margin (dB)
Low	6535	4.72	7.63	24.00	-16.37
Mid	6715	5.09	8.00	24.00	-16.00
High	6855	4.65	7.56	24.00	-16.44
Straddle	6875	5.92	8.83	24.00	-15.17

PSD Results

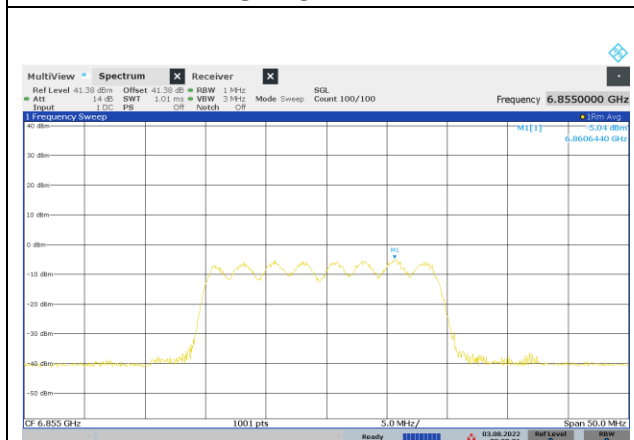
Channel	Frequency (MHz)	Meas EIRP PSD (dBm)	Total Corr'd PSD (dBm)	PSD Limit (dBm)	PSD Margin (dB)
Low	6535	-5.23	-2.32	-1.00	-1.32
Mid	6715	-5.35	-2.44	-1.00	-1.44
High	6855	-5.04	-2.13	-1.00	-1.13
Straddle	6875	-5.41	-2.50	-1.00	-1.50



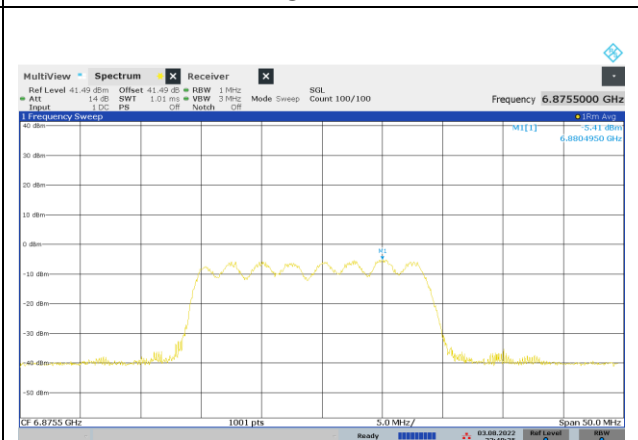
LOW CHANNEL



MID CHANNEL



HIGH CHANNEL



STRADDLE CHANNEL

2TX Antenna 1 + Antenna 4 CDD OFDMA MODE: SU, Single User

Test Engineer:	SI 23522
Test Date:	2022-08-03

(NOTE: **POWER** was tested by radiated method)

Duty Cycle CF (dB)	1.37	Included in Calculations of Corr'd Power
---------------------------	------	-------------------------------------------------

Output Power Results

Channel	Frequency (MHz)	Meas EIRP Power (dBm)	Total Corr'd EIRP (dBm)	Power Limit EIRP (dBm)	Power Margin (dB)
Low	6535	4.52	5.89	24.00	-18.11
Mid	6715	4.76	6.13	24.00	-17.87
High	6855	4.26	5.63	24.00	-18.37
Straddle	6875	5.58	6.95	24.00	-17.05

9.4.8. 802.11ax HE40 MODE 2TX IN THE UNII-7 BAND

2TX Antenna 1 + Antenna 4 CDD OFDMA MODE: 26-Tones, RU Index 0

Test Engineer:	SI 23522
Test Date:	2022-08-04

(NOTE: POWER and PSD were tested by radiated method)

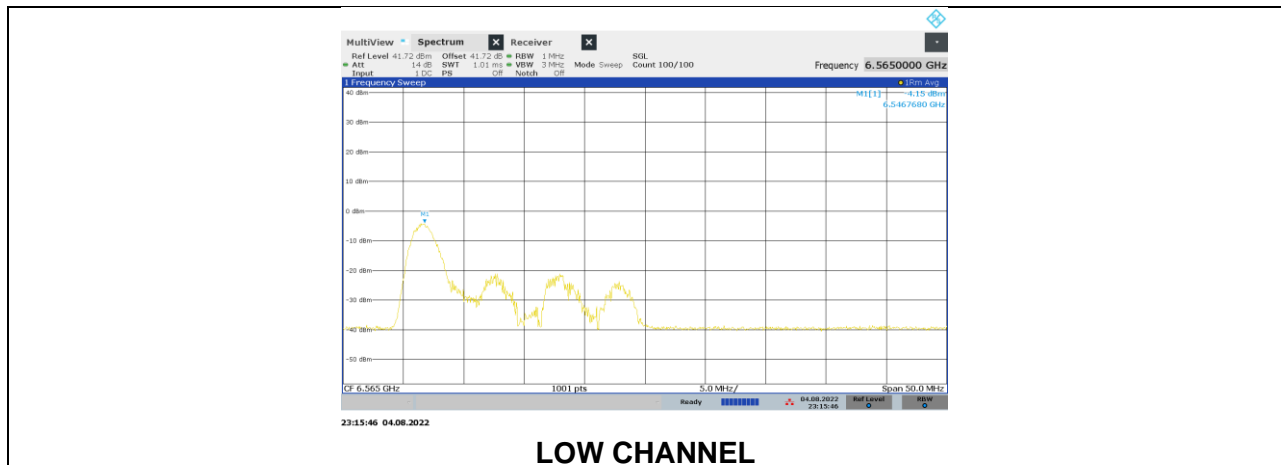
Duty Cycle CF (dB)	1.96	Included in Calculations of Corr'd Power & PSD
--------------------	------	------------------------------------------------

Output Power Results

Channel	Frequency (MHz)	Meas EIRP Power (dBm)	Total Corr'd EIRP (dBm)	Power Limit EIRP (dBm)	Power Margin (dB)
Low	6565	0.50	2.46	24.00	-21.54

PSD Results

Channel	Frequency (MHz)	Meas EIRP PSD (dBm)	Total Corr'd PSD (dBm)	PSD Limit (dBm)	PSD Margin (dB)
Low	6565	-4.15	-2.19	-1.00	-1.19



2TX Antenna 1 + Antenna 4 CDD OFDMA MODE: 26-Tones, RU Index 8

Test Engineer:	SI 23522
Test Date:	2022-08-04

(NOTE: **POWER** and **PSD** were tested by radiated method)

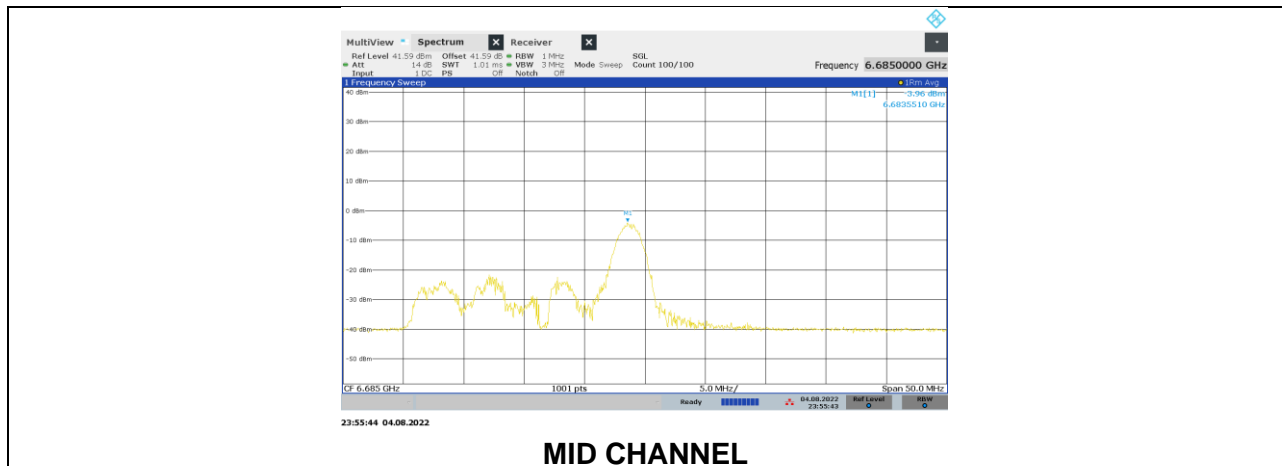
Duty Cycle CF (dB)	1.96	Included in Calculations of Corr'd Power & PSD
---------------------------	------	-----------------------------------------------------------

Output Power Results

Channel	Frequency (MHz)	Meas EIRP Power (dBm)	Total Corr'd EIRP (dBm)	Power Limit EIRP (dBm)	Power Margin (dB)
Mid	6685	0.42	2.38	24.00	-21.62

PSD Results

Channel	Frequency (MHz)	Meas EIRP PSD (dBm)	Total Corr'd PSD (dBm)	PSD Limit (dBm)	PSD Margin (dB)
Mid	6685	-3.96	-2.00	-1.00	-1.00



2TX Antenna 1 + Antenna 4 CDD OFDMA MODE: 26-Tones, RU Index 17

Test Engineer:	CW 20756
Test Date:	2022-08-05

(NOTE: **POWER** and **PSD** were tested by radiated method)

Duty Cycle CF (dB)	1.96	Included in Calculations of Corr'd Power & PSD
---------------------------	------	-----------------------------------------------------------

Output Power Results

Channel	Frequency (MHz)	Meas EIRP Power (dBm)	Total Corr'd EIRP (dBm)	Power Limit (dBm)	Power Margin (dB)
High	6845	0.35	2.31	24.00	-21.69
Straddle	6885	0.17	2.13	24.00	-21.87

PSD Results

Channel	Frequency (MHz)	Meas EIRP PSD (dBm)	Total Corr'd PSD (dBm)	PSD Limit (dBm)	PSD Margin (dB)
High	6845	-4.41	-2.45	-1.00	-1.45
Straddle	6885	-4.45	-2.49	-1.00	-1.49



2TX Antenna 1 + Antenna 4 CDD OFDMA MODE: 484-Tones, RU Index 65

Test Engineer:	CW 20756 and SI 23522
Test Date:	2022-08-04 and 2022-08-05

(NOTE: **POWER** and **PSD** were tested by radiated method)

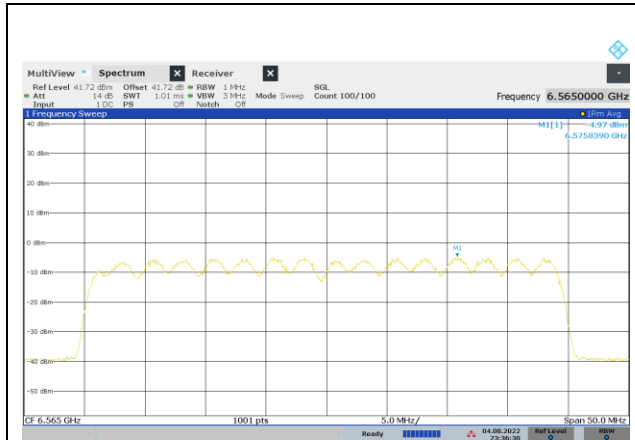
Duty Cycle CF (dB)	2.96	Included in Calculations of Corr'd Power & PSD
---------------------------	------	-----------------------------------------------------------

Output Power Results

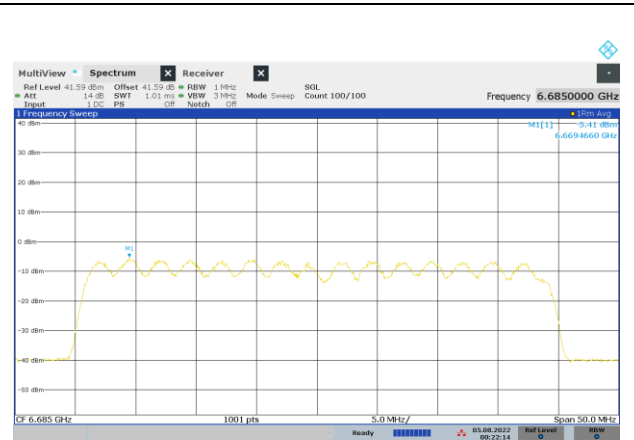
Channel	Frequency (MHz)	Meas EIRP Power (dBm)	Total Corr'd EIRP (dBm)	Power Limit EIRP (dBm)	Power Margin (dB)
Low	6565	8.60	11.56	24.00	-12.44
Mid	6685	7.23	10.19	24.00	-13.81
High	6845	8.17	11.13	24.00	-12.87
Straddle	6885	9.74	12.70	24.00	-11.31

PSD Results

Channel	Frequency (MHz)	Meas EIRP PSD (dBm)	Total Corr'd PSD (dBm)	PSD Limit (dBm)	PSD Margin (dB)
Low	6565	-4.97	-2.01	-1.00	-1.01
Mid	6685	-5.41	-2.45	-1.00	-1.45
High	6845	-5.23	-2.27	-1.00	-1.27
Straddle	6885	-5.04	-2.08	-1.00	-1.08



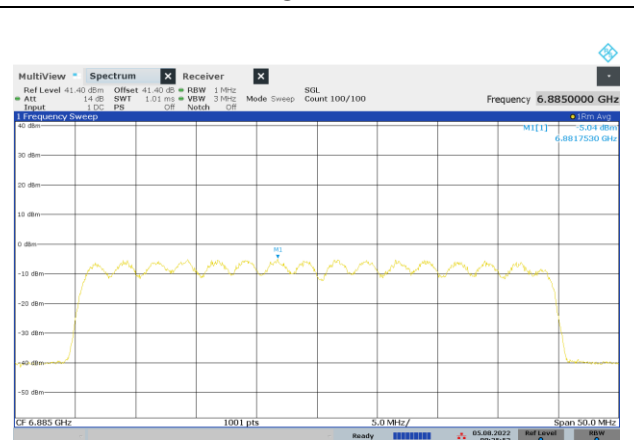
LOW CHANNEL



MID CHANNEL



HIGH CHANNEL



STRADDLE CHANNEL

2TX Antenna 1 + Antenna 4 CDD OFDMA MODE: SU, Single User

Test Engineer:	CW 20756
Test Date:	2022-08-05

(NOTE: **POWER** was tested by radiated method)

Duty Cycle CF (dB)	2.22	Included in Calculations of Corr'd Power
---------------------------	------	-------------------------------------------------

Output Power Results

Channel	Frequency (MHz)	Meas EIRP Power (dBm)	Total Corr'd EIRP (dBm)	Power Limit EIRP (dBm)	Power Margin (dB)
Low	6565	7.92	10.14	24.00	-13.86
Mid	6685	6.87	9.09	24.00	-14.91
High	6845	7.76	9.98	24.00	-14.02
Straddle	6885	8.31	10.53	24.00	-13.48

9.4.9. 802.11ax HE80 MODE 2TX IN THE UNII-7 BAND

2TX Antenna 1 + Antenna 4 CDD OFDMA MODE: 26-Tones, RU Index 0

Test Engineer:	SI 23522
Test Date:	2022-08-05

(NOTE: POWER and PSD were tested by radiated method)

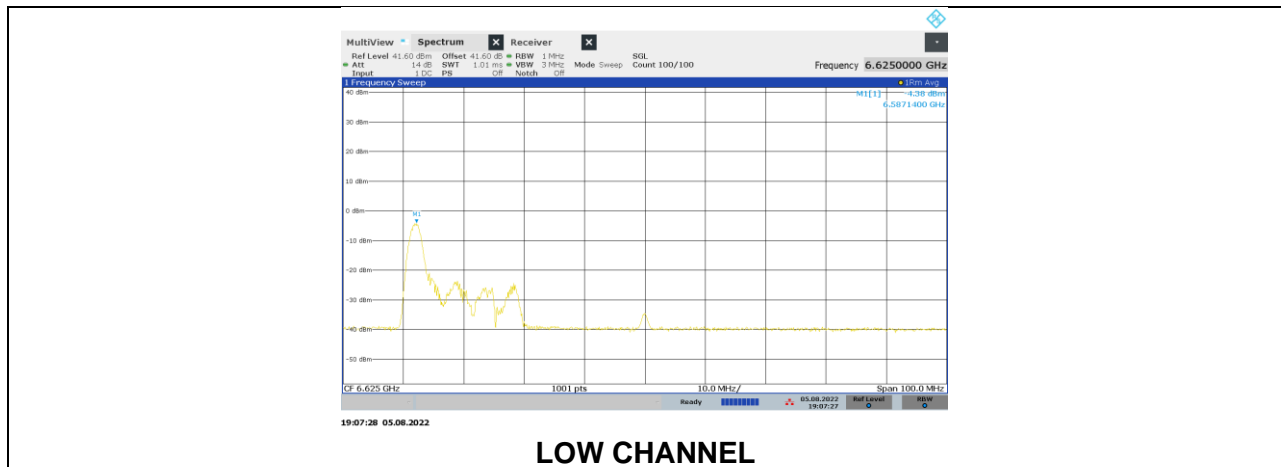
Duty Cycle CF (dB)	1.96	Included in Calculations of Corr'd Power & PSD
--------------------	------	------------------------------------------------

Output Power Results

Channel	Frequency (MHz)	Meas EIRP Power (dBm)	Total Corr'd EIRP (dBm)	Power Limit EIRP (dBm)	Power Margin (dB)
Low	6625	0.69	2.65	24.00	-21.35

PSD Results

Channel	Frequency (MHz)	Meas EIRP PSD (dBm)	Total Corr'd PSD (dBm)	PSD Limit (dBm)	PSD Margin (dB)
Low	6625	-4.38	-2.42	-1.00	-1.42



2TX Antenna 1 + Antenna 4 CDD OFDMA MODE: 26-Tones, RU Index 18

Test Engineer:	SI 23522
Test Date:	2022-08-05

(NOTE: **POWER** and **PSD** were tested by radiated method)

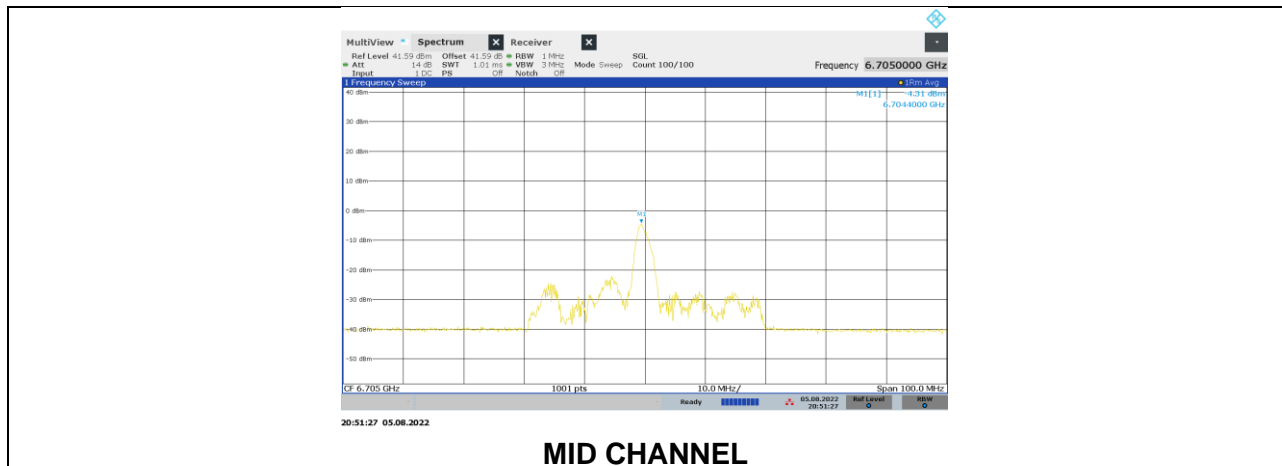
Duty Cycle CF (dB)	1.96	Included in Calculations of Corr'd Power & PSD
---------------------------	------	-----------------------------------------------------------

Output Power Results

Channel	Frequency (MHz)	Meas EIRP Power (dBm)	Total Corr'd EIRP (dBm)	Power Limit EIRP (dBm)	Power Margin (dB)
Mid	6705	0.13	2.09	24.00	-21.91

PSD Results

Channel	Frequency (MHz)	Meas EIRP PSD (dBm)	Total Corr'd PSD (dBm)	PSD Limit (dBm)	PSD Margin (dB)
Mid	6705	-4.31	-2.35	-1.00	-1.35



MID CHANNEL

2TX Antenna 1 + Antenna 4 CDD OFDMA MODE: 26-Tones, RU Index 36

Test Engineer:	CW 20756 and SI 23522
Test Date:	2022-08-05 and 2022-08-08

(NOTE: **POWER** and **PSD** were tested by radiated method)

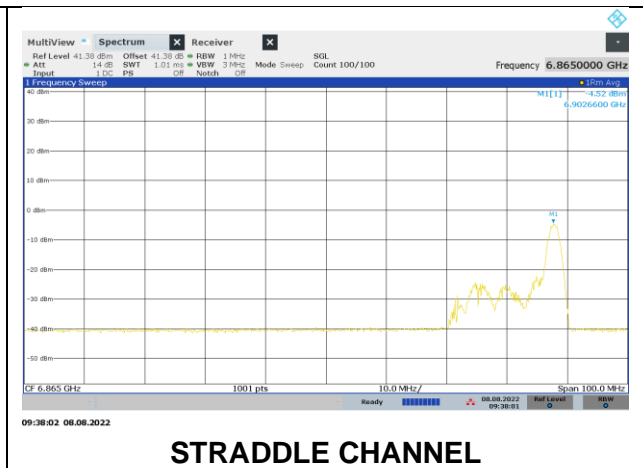
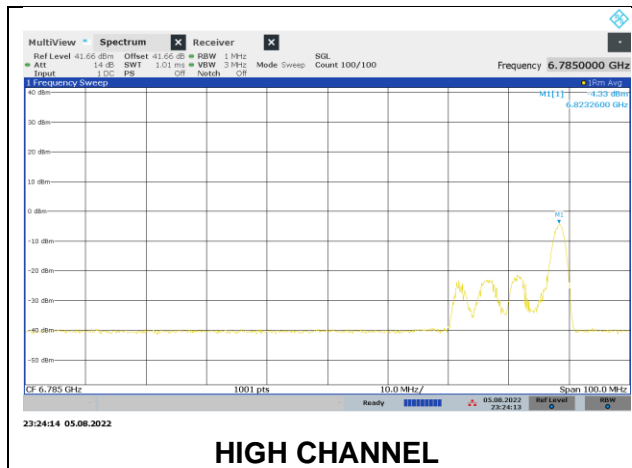
Duty Cycle CF (dB)	1.96	Included in Calculations of Corr'd Power & PSD
---------------------------	------	-----------------------------------------------------------

Output Power Results

Channel	Frequency (MHz)	Meas EIRP Power (dBm)	Total Corr'd EIRP (dBm)	Power Limit EIRP (dBm)	Power Margin (dB)
High	6785	0.32	2.28	24.00	-21.72
Straddle	6865	1.57	3.53	24.00	-20.47

PSD Results

Channel	Frequency (MHz)	Meas EIRP PSD (dBm)	Total Corr'd PSD (dBm)	PSD Limit (dBm)	PSD Margin (dB)
High	6785	-4.33	-2.37	-1.00	-1.37
Straddle	6865	-4.52	-2.56	-1.00	-1.56



2TX Antenna 1 + Antenna 4 CDD OFDMA MODE: 996-Tones, RU Index 67

Test Engineer:	CW 20756 and SI 23522
Test Date:	2022-08-05 and 2022-08-08

(NOTE: **POWER** and **PSD** were tested by radiated method)

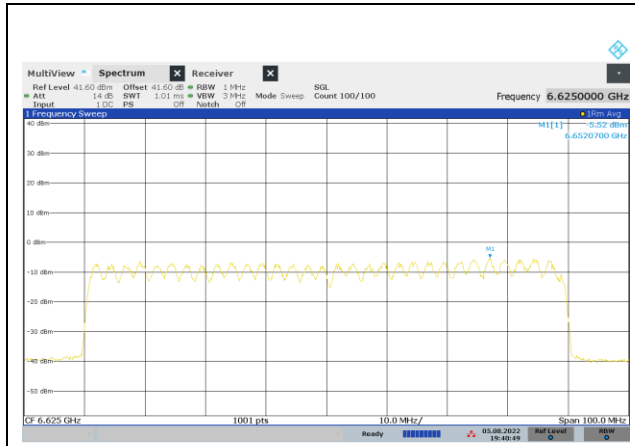
Duty Cycle CF (dB)	3.25	Included in Calculations of Corr'd Power & PSD
---------------------------	------	-----------------------------------------------------------

Output Power Results

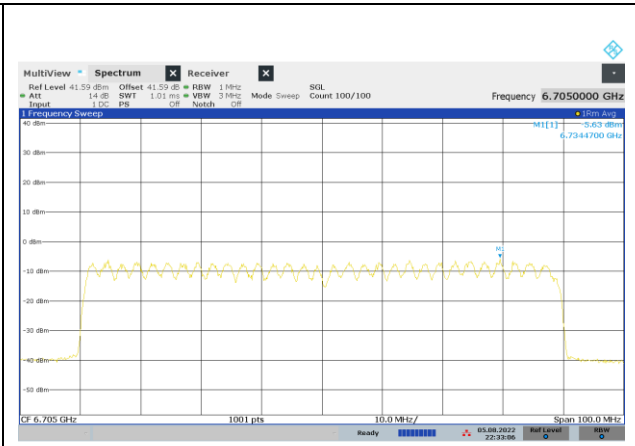
Channel	Frequency (MHz)	Meas EIRP Power (dBm)	Total Corr'd EIRP (dBm)	Power Limit EIRP (dBm)	Power Margin (dB)
Low	6625	10.43	13.68	24.00	-10.32
Mid	6705	10.15	13.40	24.00	-10.60
High	6785	12.42	15.67	24.00	-8.33
Straddle	6865	12.19	15.44	24.00	-8.56

PSD Results

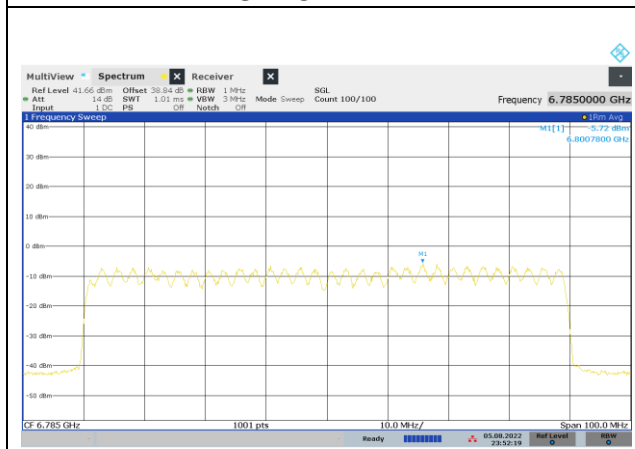
Channel	Frequency (MHz)	Meas EIRP PSD (dBm)	Total Corr'd PSD (dBm)	PSD Limit (dBm)	PSD Margin (dB)
Low	6625	-5.52	-2.27	-1.00	-1.27
Mid	6705	-5.63	-2.38	-1.00	-1.38
High	6785	-5.72	-2.47	-1.00	-1.47
Straddle	6865	-5.42	-2.17	-1.00	-1.17



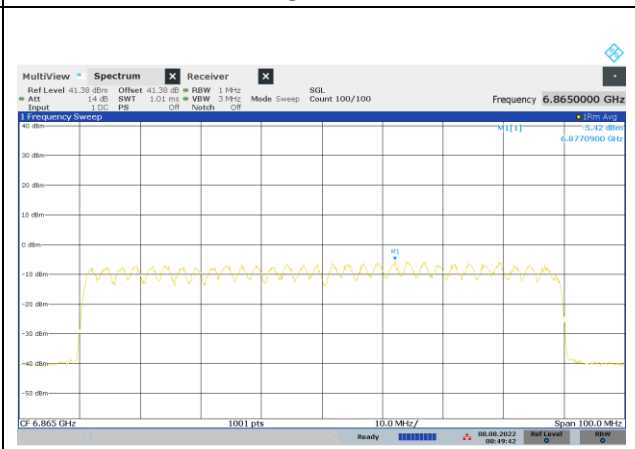
LOW CHANNEL



MID CHANNEL



HIGH CHANNEL



STRADDLE CHANNEL

2TX Antenna 1 + Antenna 4 CDD OFDMA MODE: SU, Single User

Test Engineer:	CW 20756
Test Date:	2022-08-08

(NOTE: **POWER** was tested by radiated method)

Duty Cycle CF (dB)	3.44	Included in Calculations of Corr'd Power
---------------------------	------	-------------------------------------------------

Output Power Results

Channel	Frequency (MHz)	Meas EIRP Power (dBm)	Total Corr'd EIRP (dBm)	Power Limit EIRP (dBm)	Power Margin (dB)
Low	6625	10.12	13.56	24.00	-10.44
Mid	6705	9.70	13.14	24.00	-10.86
High	6785	11.36	14.80	24.00	-9.20
Straddle	6865	11.25	14.69	24.00	-9.31

9.4.10. 802.11ax HE20 MODE 2TX IN THE UNII-8 BAND

2TX Antenna 1 + Antenna 4 CDD OFDMA MODE: 26-Tones, RU Index 0

Test Engineer:	CW 20756
Test Date:	2022-08-04

(NOTE: POWER and PSD were tested by radiated method)

Duty Cycle CF (dB)	1.96	Included in Calculations of Corr'd Power & PSD
--------------------	------	------------------------------------------------

Output Power Results

Channel	Frequency (MHz)	Meas EIRP Power (dBm)	Total Corr'd EIRP (dBm)	Power Limit EIRP (dBm)	Power Margin (dB)
Low	6895	0.98	2.94	24.00	-21.06

PSD Results

Channel	Frequency (MHz)	Meas EIRP PSD (dBm)	Total Corr'd PSD (dBm)	PSD Limit (dBm)	PSD Margin (dB)
Low	6895	-4.37	-2.41	-1.00	-1.41



2TX Antenna 1 + Antenna 4 CDD OFDMA MODE: 26-Tones, RU Index 4

Test Engineer:	CW 20756
Test Date:	2022-08-04

(NOTE: **POWER** and **PSD** were tested by radiated method)

Duty Cycle CF (dB)	1.96	Included in Calculations of Corr'd Power & PSD
---------------------------	------	-----------------------------------------------------------

Output Power Results

Channel	Frequency (MHz)	Meas EIRP Power (dBm)	Total Corr'd EIRP (dBm)	Power Limit EIRP (dBm)	Power Margin (dB)
Mid	6995	0.34	2.30	24.00	-21.70

PSD Results

Channel	Frequency (MHz)	Meas EIRP PSD (dBm)	Total Corr'd PSD (dBm)	PSD Limit (dBm)	PSD Margin (dB)
Mid	6995	-4.31	-2.35	-1.00	-1.35



2TX Antenna 1 + Antenna 4 CDD OFDMA MODE: 26-Tones, RU Index 8

Test Engineer:	CW 20756
Test Date:	2022-08-04

(NOTE: **POWER** and **PSD** were tested by radiated method)

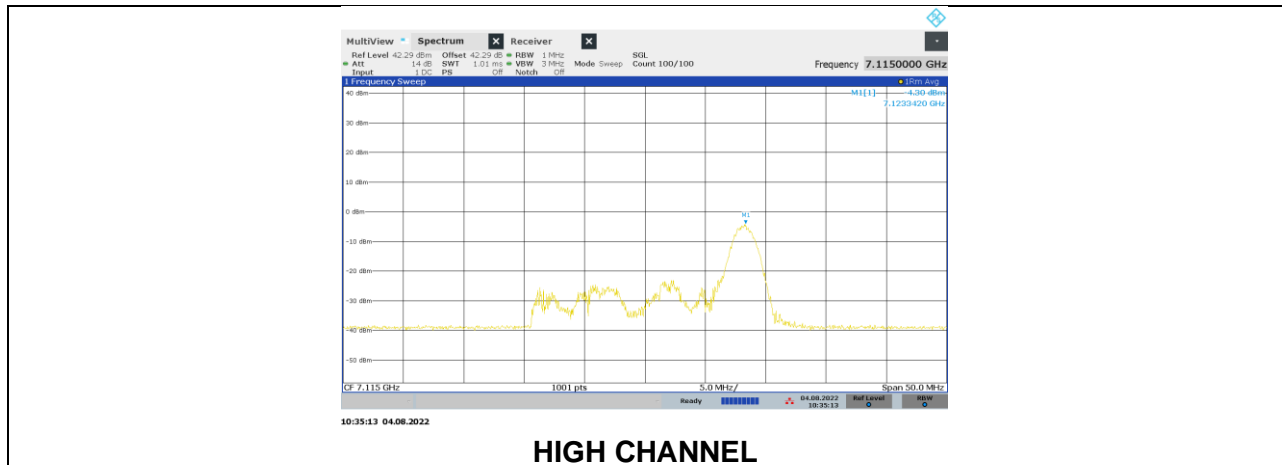
Duty Cycle CF (dB)	1.96	Included in Calculations of Corr'd Power & PSD
---------------------------	------	-----------------------------------------------------------

Output Power Results

Channel	Frequency (MHz)	Meas EIRP Power (dBm)	Total Corr'd EIRP (dBm)	Power Limit EIRP (dBm)	Power Margin (dB)
High	7115	-0.27	1.69	24.00	-22.31

PSD Results

Channel	Frequency (MHz)	Meas EIRP PSD (dBm)	Total Corr'd PSD (dBm)	PSD Limit (dBm)	PSD Margin (dB)
High	7115	-4.30	-2.34	-1.00	-1.34



2TX Antenna 1 + Antenna 4 CDD OFDMA MODE: 242-Tones, RU Index 61

Test Engineer:	CW 20756
Test Date:	2022-08-04

(NOTE: **POWER** and **PSD** were tested by radiated method)

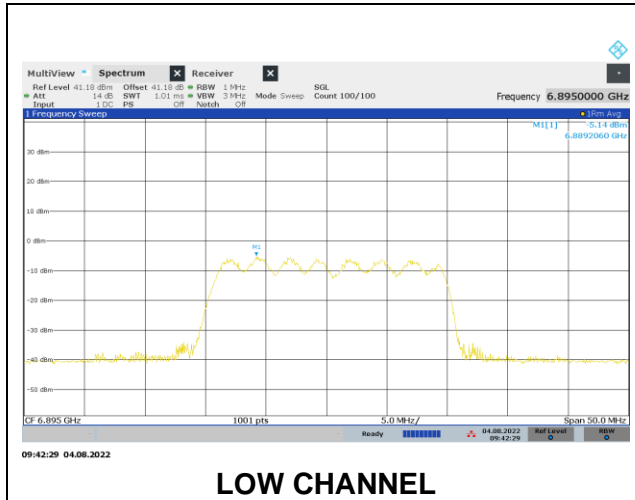
Duty Cycle CF (dB)	2.91	Included in Calculations of Corr'd Power & PSD
---------------------------	------	-----------------------------------------------------------

Output Power Results

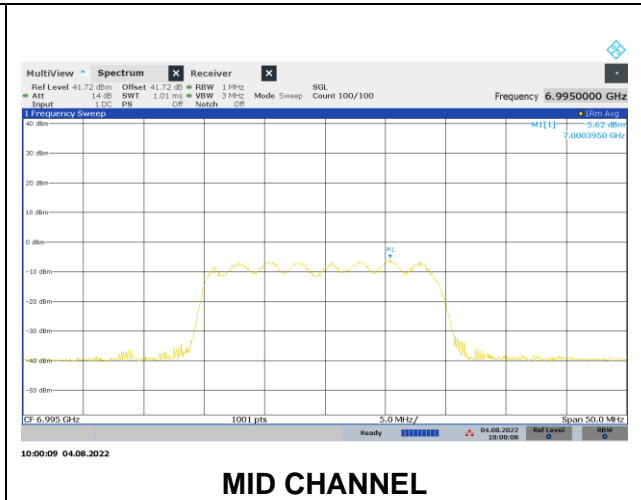
Channel	Frequency (MHz)	Meas EIRP Power (dBm)	Total Corr'd EIRP (dBm)	Power Limit EIRP (dBm)	Power Margin (dB)
Low	6895	5.82	8.73	24.00	-15.27
Mid	6995	5.79	8.70	24.00	-15.30
High	7115	7.17	10.08	24.00	-13.92

PSD Results

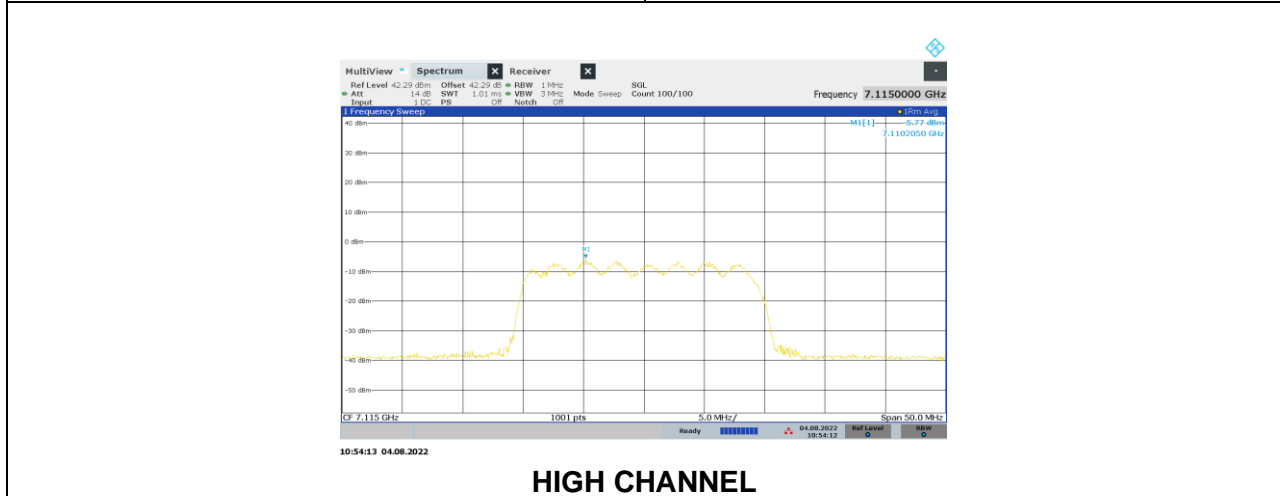
Channel	Frequency (MHz)	Meas EIRP PSD (dBm)	Total Corr'd PSD (dBm)	PSD Limit (dBm)	PSD Margin (dB)
Low	6895	-5.14	-2.23	-1.00	-1.23
Mid	6995	-5.62	-2.71	-1.00	-1.71
High	7115	-5.77	-2.86	-1.00	-1.86



LOW CHANNEL



MID CHANNEL



HIGH CHANNEL

2TX Antenna 1 + Antenna 4 CDD OFDMA MODE: SU, Single User

Test Engineer:	CW 20756
Test Date:	2022-08-04

(NOTE: **POWER** was tested by radiated method)

Duty Cycle CF (dB)	1.37	Included in Calculations of Corr'd Power
---------------------------	------	-------------------------------------------------

Output Power Results

Channel	Frequency (MHz)	Meas EIRP Power (dBm)	Total Corr'd EIRP (dBm)	Power Limit EIRP (dBm)	Power Margin (dB)
Low	6895	5.29	6.66	24.00	-17.34
Mid	6995	5.73	7.10	24.00	-16.90
High	7115	6.40	7.77	24.00	-16.23

9.4.11. 802.11ax HE40 MODE 2TX IN THE UNII-8 BAND

2TX Antenna 1 + Antenna 4 CDD OFDMA MODE: 26-Tones, RU Index 0

Test Engineer:	CW 20756
Test Date:	2022-08-05

(NOTE: POWER and PSD were tested by radiated method)

Duty Cycle CF (dB)	1.96	Included in Calculations of Corr'd Power & PSD
--------------------	------	------------------------------------------------

Output Power Results

Channel	Frequency (MHz)	Meas EIRP Power (dBm)	Total Corr'd EIRP (dBm)	Power Limit EIRP (dBm)	Power Margin (dB)
Low	6925	-0.31	1.65	24.00	-22.35

PSD Results

Channel	Frequency (MHz)	Meas EIRP PSD (dBm)	Total Corr'd PSD (dBm)	PSD Limit (dBm)	PSD Margin (dB)
Low	6925	-4.49	-2.53	-1.00	-1.53



2TX Antenna 1 + Antenna 4 CDD OFDMA MODE: 26-Tones, RU Index 8

Test Engineer:	CW 20756
Test Date:	2022-08-05

(NOTE: **POWER** and **PSD** were tested by radiated method)

Duty Cycle CF (dB)	1.96	Included in Calculations of Corr'd Power & PSD
---------------------------	------	-----------------------------------------------------------

Output Power Results

Channel	Frequency (MHz)	Meas EIRP Power (dBm)	Total Corr'd EIRP (dBm)	Power Limit EIRP (dBm)	Power Margin (dB)
Mid	6965	-1.40	0.56	24.00	-23.44

PSD Results

Channel	Frequency (MHz)	Meas EIRP PSD (dBm)	Total Corr'd PSD (dBm)	PSD Limit (dBm)	PSD Margin (dB)
Mid	6965	-4.34	-2.38	-1.00	-1.38



2TX Antenna 1 + Antenna 4 CDD OFDMA MODE: 26-Tones, RU Index 17

Test Engineer:	CW 20756
Test Date:	2022-08-05

(NOTE: **POWER** and **PSD** were tested by radiated method)

Duty Cycle CF (dB)	1.96	Included in Calculations of Corr'd Power & PSD
---------------------------	------	-----------------------------------------------------------

Output Power Results

Channel	Frequency (MHz)	Meas EIRP Power (dBm)	Total Corr'd EIRP (dBm)	Power Limit EIRP (dBm)	Power Margin (dB)
High	7085	0.28	2.24	24.00	-21.76

PSD Results

Channel	Frequency (MHz)	Meas EIRP PSD (dBm)	Total Corr'd PSD (dBm)	PSD Limit (dBm)	PSD Margin (dB)
High	7085	-4.00	-2.04	-1.00	-1.04



2TX Antenna 1 + Antenna 4 CDD OFDMA MODE: 484-Tones, RU Index 65

Test Engineer:	CW 20756
Test Date:	2022-08-05

(NOTE: **POWER** and **PSD** were tested by radiated method)

Duty Cycle CF (dB)	2.96	Included in Calculations of Corr'd Power & PSD
---------------------------	------	-----------------------------------------------------------

Output Power Results

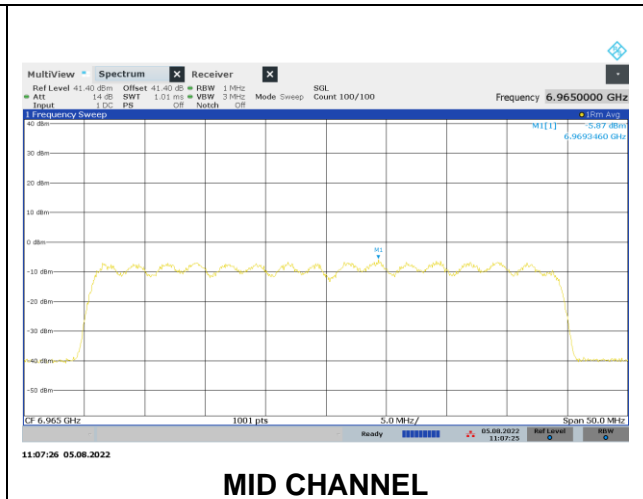
Channel	Frequency (MHz)	Meas EIRP Power (dBm)	Total Corr'd EIRP (dBm)	Power Limit EIRP (dBm)	Power Margin (dB)
Low	6925	10.12	13.08	24.00	-10.92
Mid	6965	9.52	12.48	24.00	-11.52
High	7085	9.36	12.32	24.00	-11.68

PSD Results

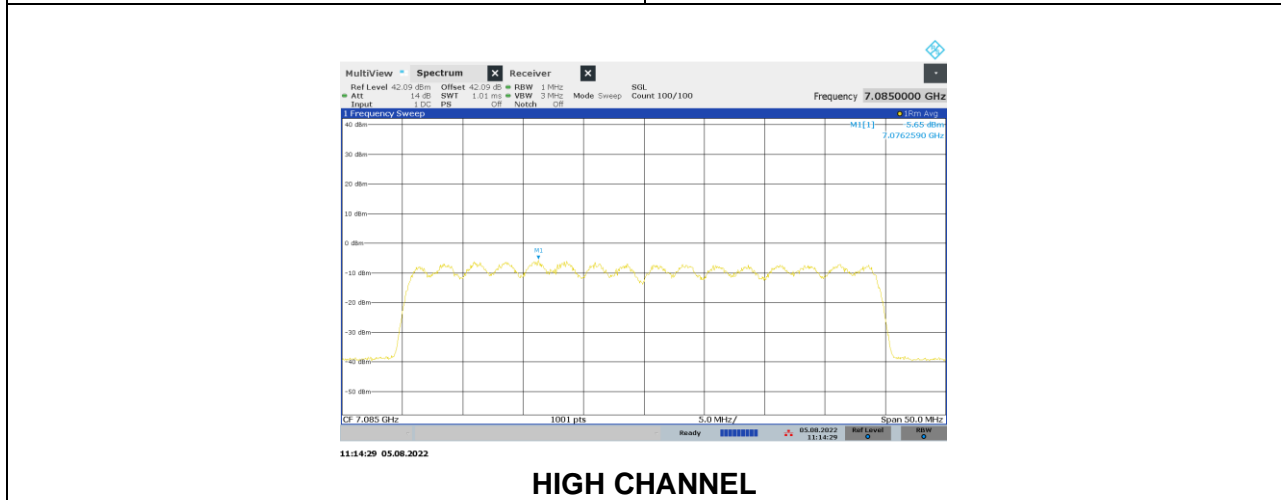
Channel	Frequency (MHz)	Meas EIRP PSD (dBm)	Total Corr'd PSD (dBm)	PSD Limit (dBm)	PSD Margin (dB)
Low	6925	-5.18	-2.22	-1.00	-1.22
Mid	6965	-5.87	-2.91	-1.00	-1.91
High	7085	-5.65	-2.69	-1.00	-1.69



LOW CHANNEL



MID CHANNEL



HIGH CHANNEL

2TX Antenna 1 + Antenna 4 CDD OFDMA MODE: SU, Single User

Test Engineer:	CW 20756
Test Date:	2022-08-05

(NOTE: **POWER** was tested by radiated method)

Duty Cycle CF (dB)	2.22	Included in Calculations of Corr'd Power
---------------------------	------	-------------------------------------------------

Output Power Results

Channel	Frequency (MHz)	Meas EIRP Power (dBm)	Total Corr'd EIRP (dBm)	Power Limit EIRP (dBm)	Power Margin (dB)
Low	6925	10.08	12.30	24.00	-11.70
Mid	6965	9.33	11.55	24.00	-12.45
High	7085	9.04	11.26	24.00	-12.74

9.4.12. 802.11ax HE80 MODE 2TX IN THE UNII-8 BAND

2TX Antenna 1 + Antenna 4 CDD OFDMA MODE: 26-Tones, RU Index 0

Test Engineer:	CW 20756
Test Date:	2022-08-22

(NOTE: POWER and PSD were tested by radiated method)

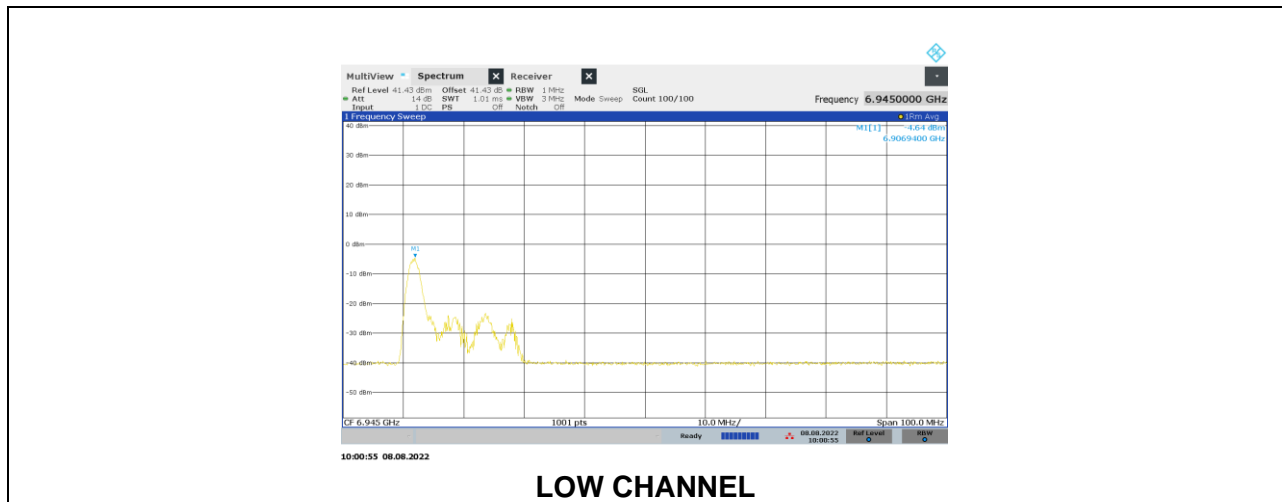
Duty Cycle CF (dB)	1.96	Included in Calculations of Corr'd Power & PSD
--------------------	------	------------------------------------------------

Output Power Results

Channel	Frequency (MHz)	Meas EIRP Power (dBm)	Total Corr'd EIRP (dBm)	Power Limit EIRP (dBm)	Power Margin (dB)
Low	6945	0.13	2.09	24.00	-21.91

PSD Results

Channel	Frequency (MHz)	Meas EIRP PSD (dBm)	Total Corr'd PSD (dBm)	PSD Limit (dBm)	PSD Margin (dB)
Low	6945	-4.64	-2.68	-1.00	-1.68



2TX Antenna 1 + Antenna 4 CDD OFDMA MODE: 26-Tones, RU Index 18

Test Engineer:	CW 20756
Test Date:	2022-08-22

(NOTE: POWER and PSD were tested by radiated method)

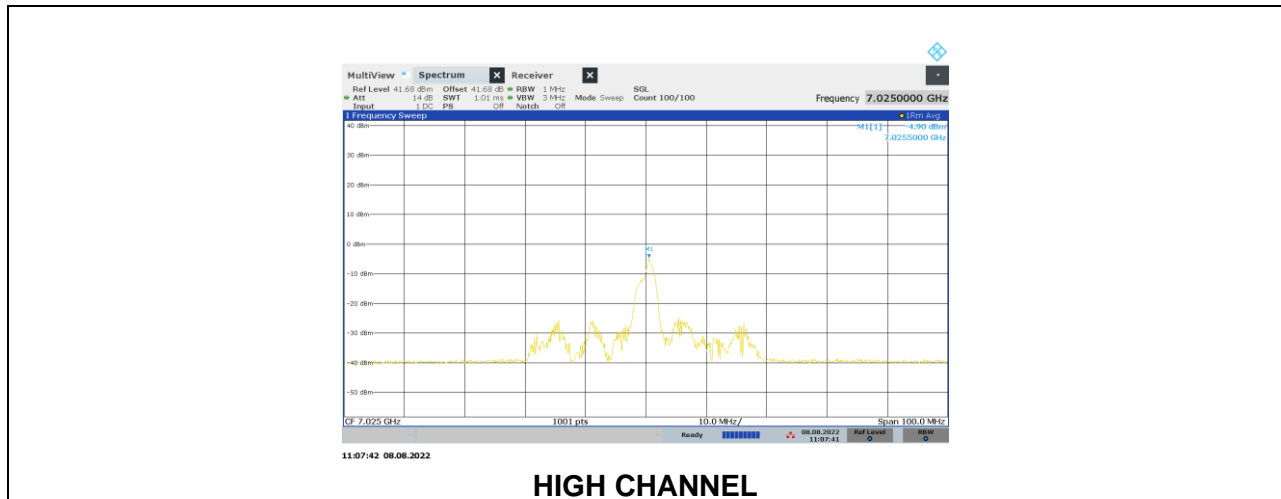
Duty Cycle CF (dB)	1.96	Included in Calculations of Corr'd Power & PSD
---------------------------	------	-----------------------------------------------------------

Output Power Results

Channel	Frequency (MHz)	Meas EIRP Power (dBm)	Total Corr'd EIRP (dBm)	Power Limit EIRP (dBm)	Power Margin (dB)
High	7025	-0.77	1.19	24.00	-22.81

PSD Results

Channel	Frequency (MHz)	Meas EIRP PSD (dBm)	Total Corr'd PSD (dBm)	PSD Limit (dBm)	PSD Margin (dB)
High	7025	-4.90	-2.94	-1.00	-1.94



HIGH CHANNEL

2TX Antenna 1 + Antenna 4 CDD OFDMA MODE: 26-Tones, RU Index 36

Test Engineer:	CW 20756
Test Date:	2022-08-08

(NOTE: **POWER** and **PSD** were tested by radiated method)

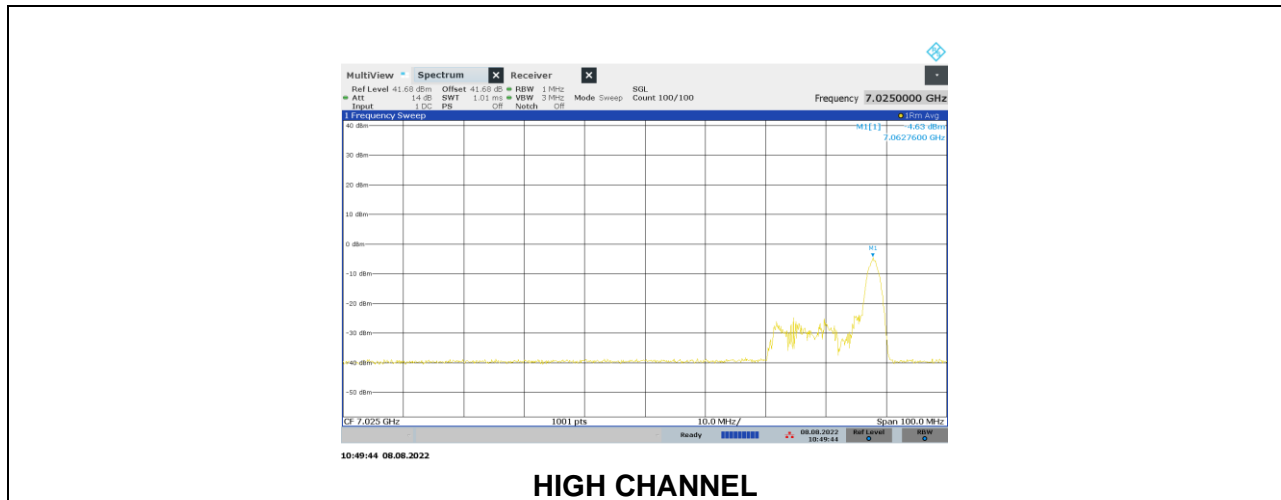
Duty Cycle CF (dB)	1.96	Included in Calculations of Corr'd Power & PSD
---------------------------	------	-----------------------------------------------------------

Output Power Results

Channel	Frequency (MHz)	Meas EIRP Power (dBm)	Total Corr'd EIRP (dBm)	Power Limit EIRP (dBm)	Power Margin (dB)
High	7025	-0.37	1.59	24.00	-22.41

PSD Results

Channel	Frequency (MHz)	Meas EIRP PSD (dBm)	Total Corr'd PSD (dBm)	PSD Limit (dBm)	PSD Margin (dB)
High	7025	-4.63	-2.67	-1.00	-1.67



2TX Antenna 1 + Antenna 4 CDD OFDMA MODE: 996-Tones, RU Index 67

Test Engineer:	CW 20756
Test Date:	2022-08-08

(NOTE: **POWER** and **PSD** were tested by radiated method)

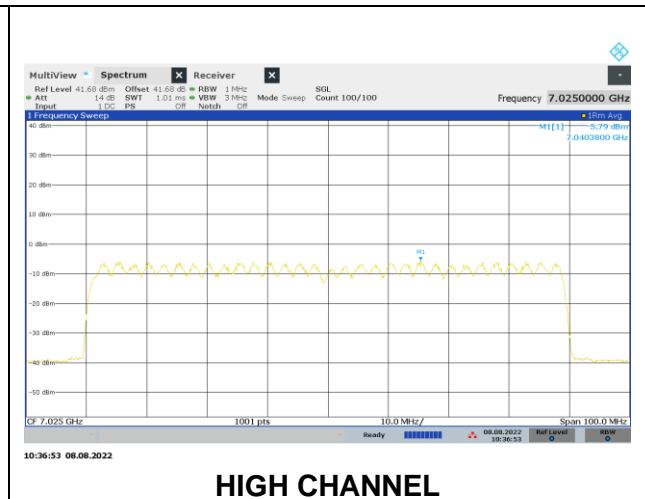
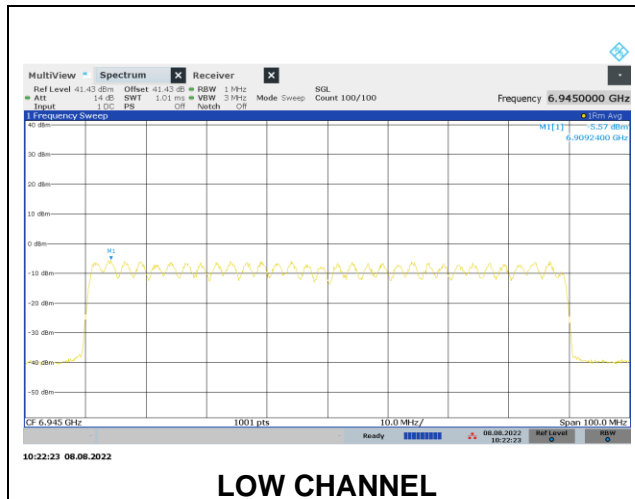
Duty Cycle CF (dB)	3.25	Included in Calculations of Corr'd Power & PSD
---------------------------	------	-----------------------------------------------------------

Output Power Results

Channel	Frequency (MHz)	Meas EIRP Power (dBm)	Total Corr'd EIRP (dBm)	Power Limit EIRP (dBm)	Power Margin (dB)
Low	6945	11.25	14.50	24.00	-9.50
High	7025	11.21	14.46	24.00	-9.54

PSD Results

Channel	Frequency (MHz)	Meas EIRP PSD (dBm)	Total Corr'd PSD (dBm)	PSD Limit (dBm)	PSD Margin (dB)
Low	6945	-5.57	-2.32	-1.00	-1.32
High	7025	-5.79	-2.54	-1.00	-1.54



2TX Antenna 1 + Antenna 4 CDD OFDMA MODE: SU, Single User

Test Engineer:	CW 20756
Test Date:	2022-08-08

(NOTE: **POWER** and **PSD** were tested by radiated method)

Duty Cycle CF (dB)	3.44	Included in Calculations of Corr'd Power
---------------------------	------	-------------------------------------------------

Output Power Results

Channel	Frequency (MHz)	Meas EIRP Power (dBm)	Total Corr'd EIRP (dBm)	Power Limit EIRP (dBm)	Power Margin (dB)
Low	6945	10.65	14.09	24.00	-9.91
High	7025	10.41	13.85	24.00	-10.15

9.5. SPURIOUS EMISSIONS IN-BAND – EMISSION MASK

LIMITS

FCC §15.407

(b)(7) For transmitters operating within the 5.925-7.125 GHz bands: power spectral density must be suppressed by 20 dB at 1 MHz outside of channel edge, by 28 dB at one channel bandwidth from the channel center, and by 40 dB at one- and one-half times the channel bandwidth away from channel center. At frequencies between one megahertz outside an unlicensed device's channel edge and one channel bandwidth from the center of the channel, the limits must be linearly interpolated between 20 dB and 28 dB suppression, and at frequencies between one and one- and one-half times an unlicensed device's channel bandwidth, the limits must be linearly interpolated between 28 dB and 40 dB suppression. Emissions removed from the channel center by more than one- and one-half times the channel bandwidth must be suppressed by at least 40 dB.

RSS-248

4.7.2 b. e.i.r.p. spectral density of unwanted emissions falling into the 5925-7125 MHz band shall be attenuated (in dB) below the reference power spectral density by:

- i. 20 dB at 1 MHz away from the channel edge; and
- ii. a linearly interpolated value between 20 dB and 28 dB at frequencies between 1 MHz outside of channel edge and one (1) channel bandwidth from the operating channel centre, respectively; and
- iii. 28 dB at one (1) channel bandwidth away from the operating channel centre; and
- iv. a linearly interpolated value between 28 dB and 40 dB at frequencies between one (1) channel bandwidth from the channel centre and one- and one-half (1.5) times the channel bandwidth away from the operating channel centre, respectively; and
- v. 40 dB at one- and one-half (1.5) times the channel bandwidth away from the channel centre; and
- vi. a minimum of 40 dB at frequencies that are further away than one and one-half (1.5) times the channel bandwidth from the channel centre.

TEST PROCEDURE

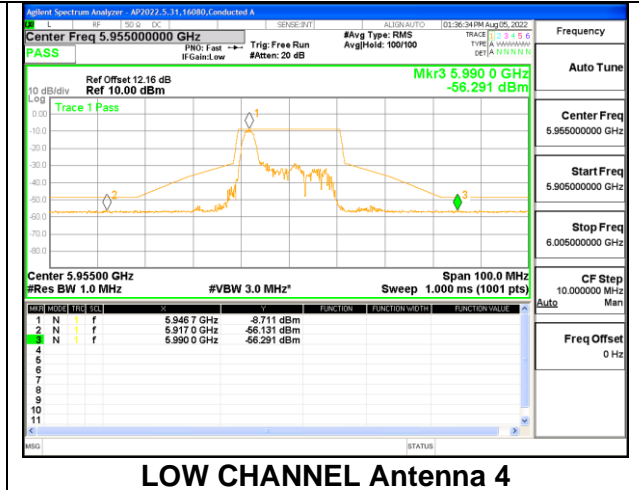
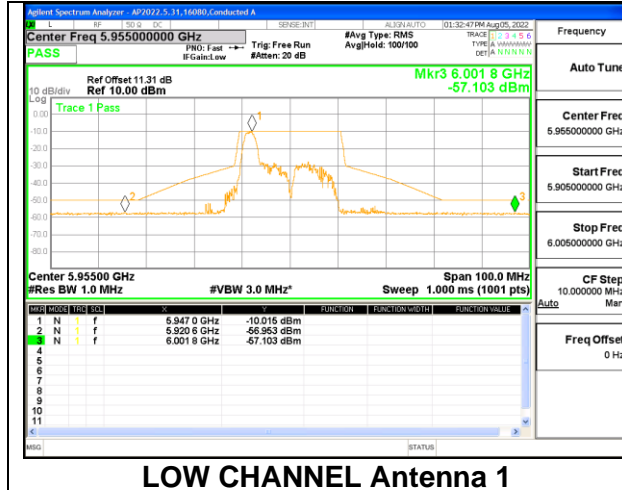
Per KDB 987594 D02 v01r01, Section J

RESULTS

9.5.1. 802.11ax HE20 MODE 2TX IN THE UNII-5 BAND

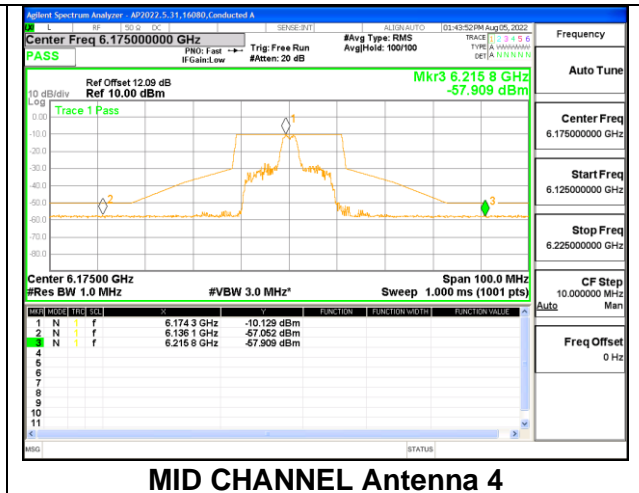
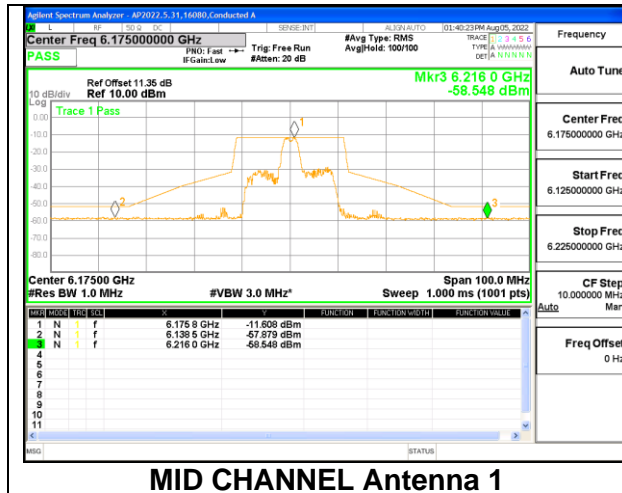
2TX Antenna 1 + Antenna 4 CDD OFDMA MODE: 26-Tones, RU Index 0

LOW CHANNEL



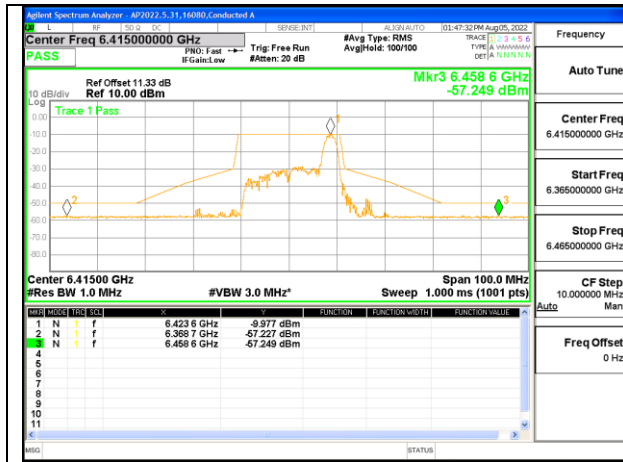
2TX Antenna 1 + Antenna 4 CDD OFDMA MODE: 26-Tones, RU Index 4

MID CHANNEL

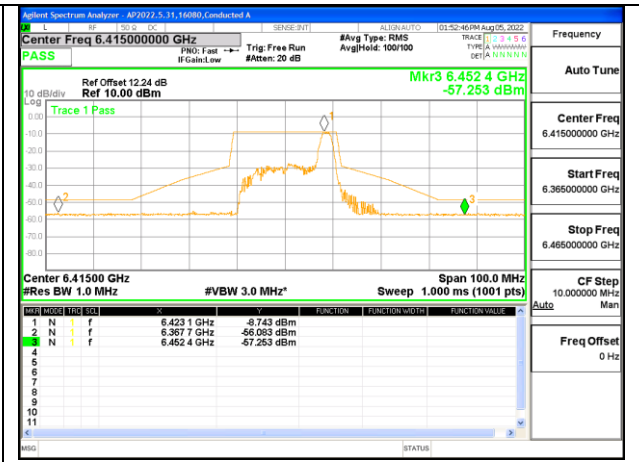


2TX Antenna 1 + Antenna 4 CDD OFDMA MODE: 26-Tones, RU Index 8

HIGH CHANNEL



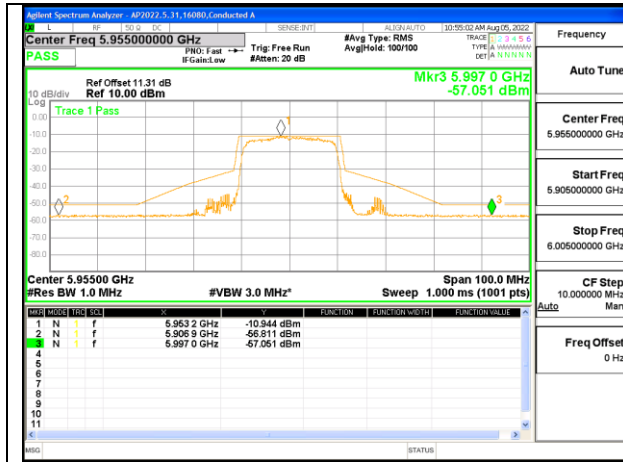
HIGH CHANNEL Antenna 1



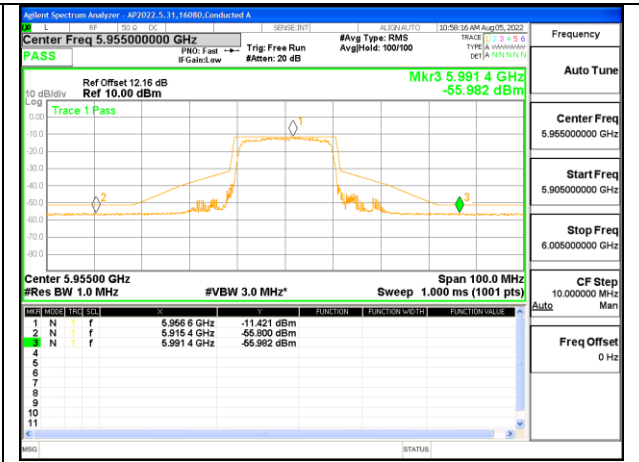
HIGH CHANNEL Antenna 4

2TX Antenna 1 + Antenna 4 CDD OFDMA MODE: 242-Tones, RU Index 61

LOW CHANNEL

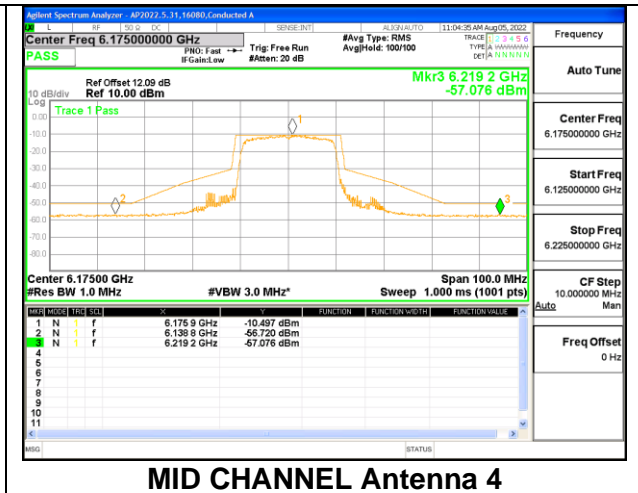
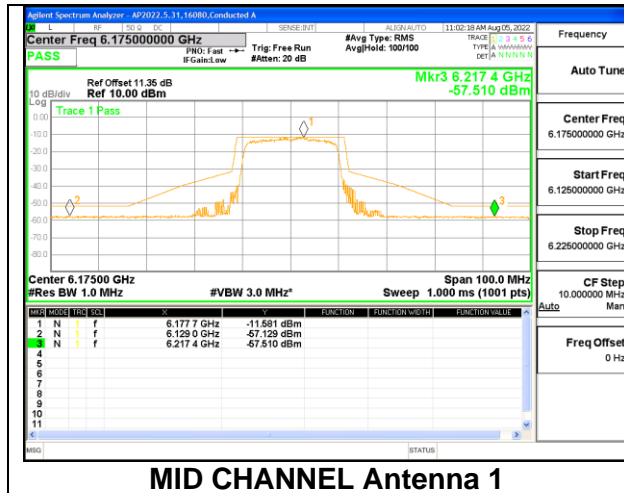


LOW CHANNEL Antenna 1

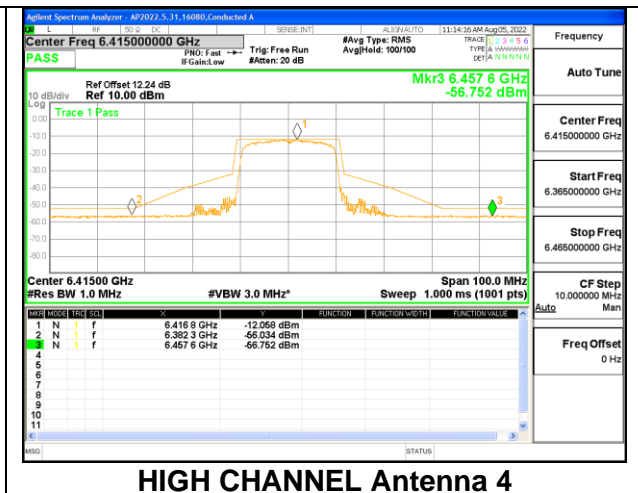
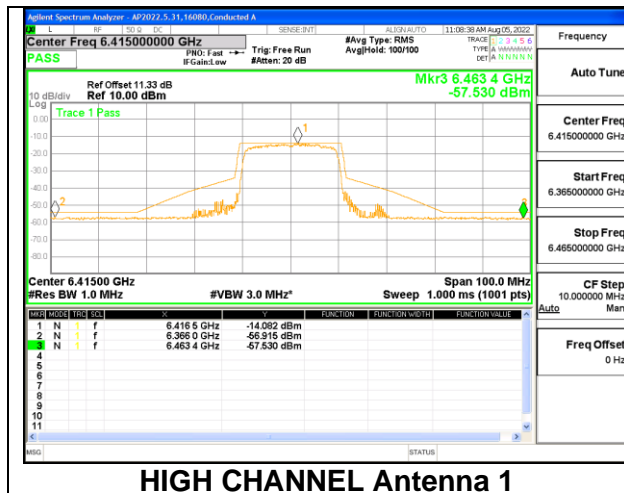


LOW CHANNEL Antenna 4

MID CHANNEL



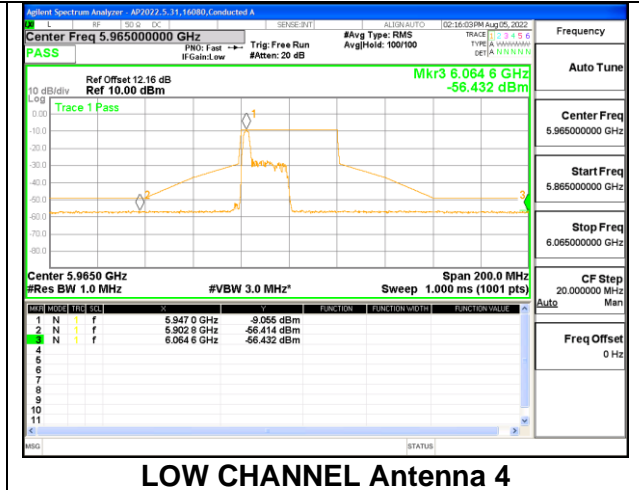
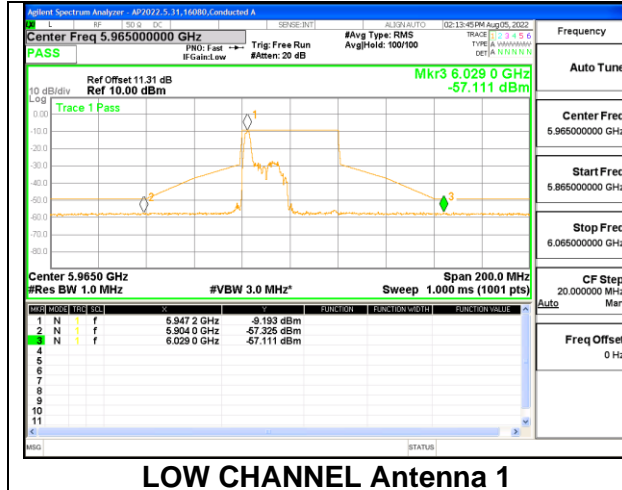
HIGH CHANNEL



9.5.2. 802.11ax HE40 MODE 2TX IN THE UNII-5 BAND

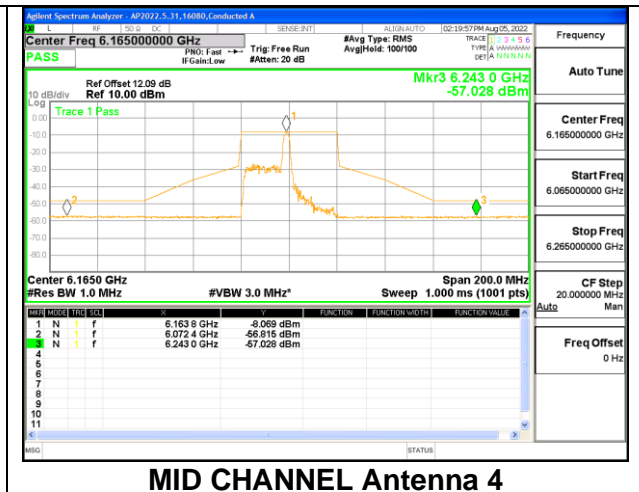
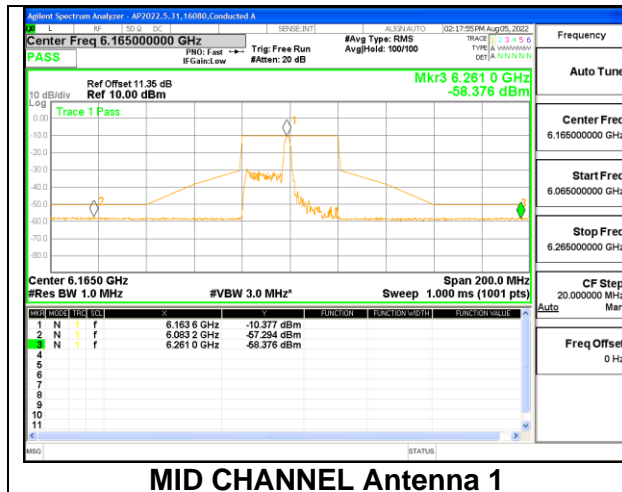
2TX Antenna 1 + Antenna 4 CDD OFDMA MODE: 26-Tones, RU Index 0

LOW CHANNEL



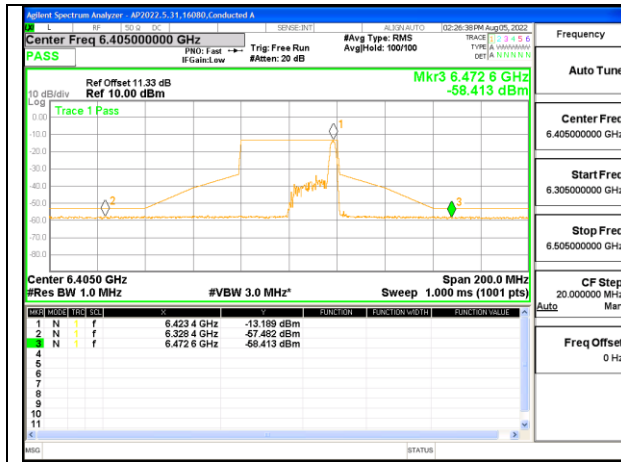
2TX Antenna 1 + Antenna 4 CDD OFDMA MODE: 26-Tones, RU Index 8

MID CHANNEL

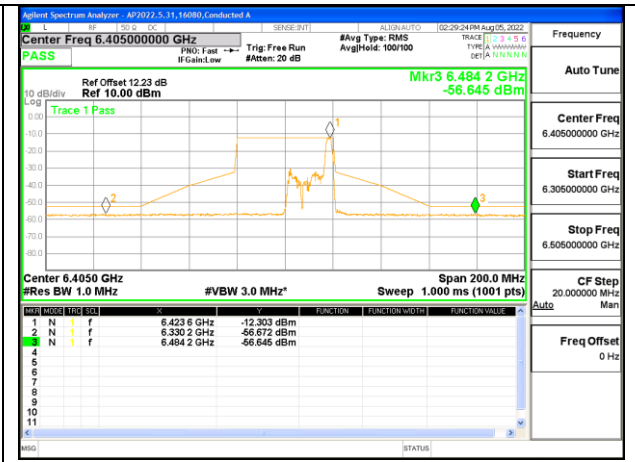


2TX Antenna 1 + Antenna 4 CDD OFDMA MODE: 26-Tones, RU Index 17

HIGH CHANNEL



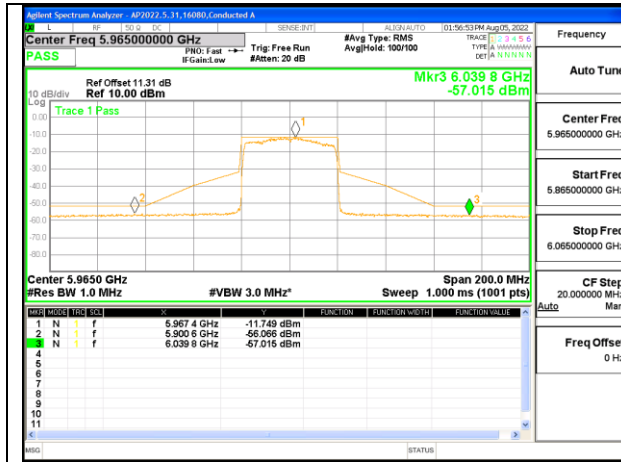
HIGH CHANNEL Antenna 1



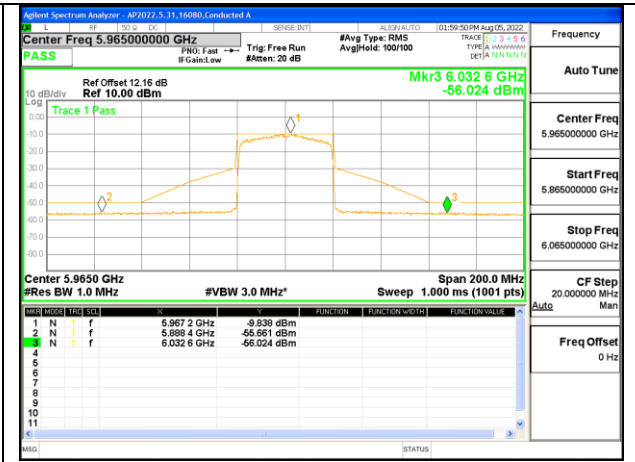
HIGH CHANNEL Antenna 4

2TX Antenna 1 + Antenna 4 CDD OFDMA MODE: 484-Tones, RU Index 65

LOW CHANNEL

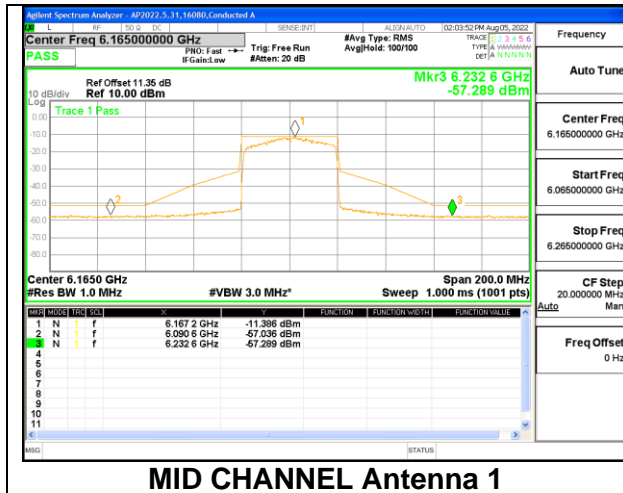


LOW CHANNEL Antenna 1

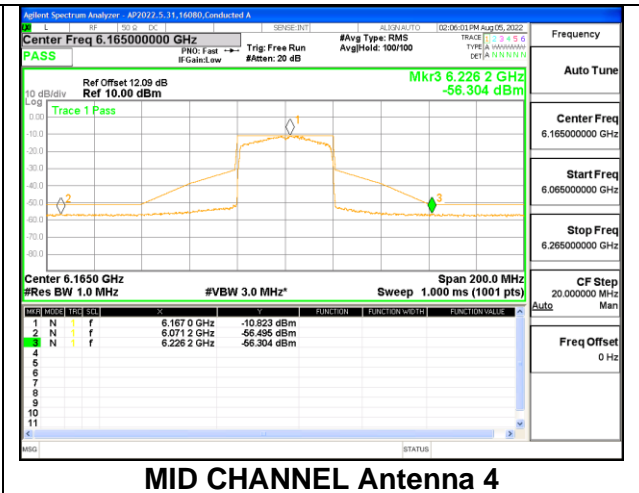


LOW CHANNEL Antenna 4

MID CHANNEL

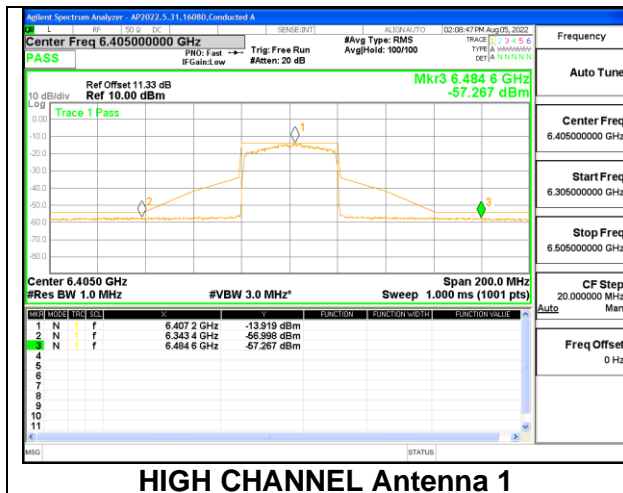


MID CHANNEL Antenna 1

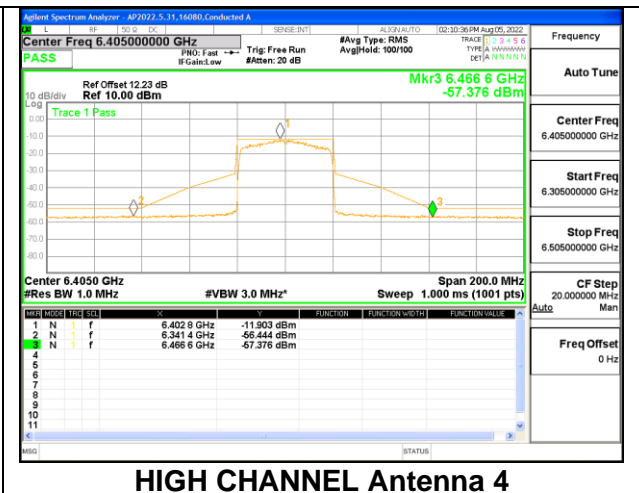


MID CHANNEL Antenna 4

HIGH CHANNEL



HIGH CHANNEL Antenna 1

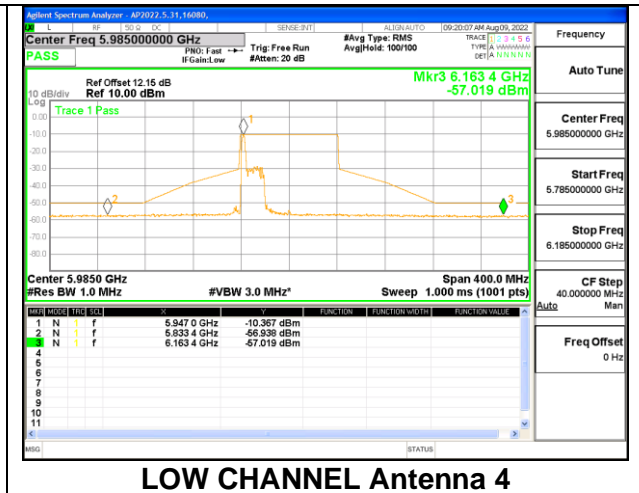
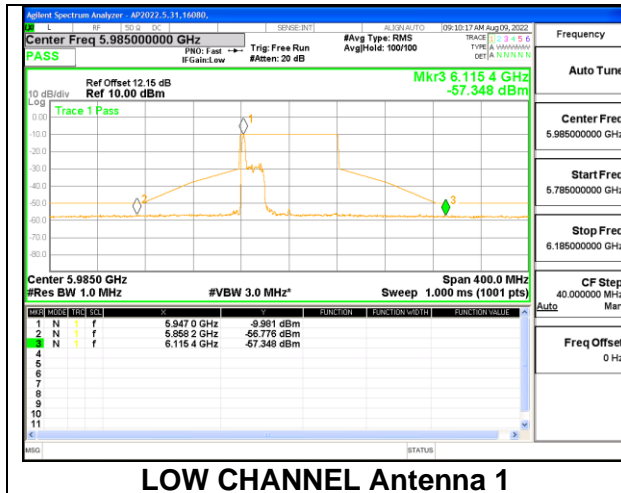


HIGH CHANNEL Antenna 4

9.5.3. 802.11ax HE80 MODE 2TX IN THE UNII-5 BAND

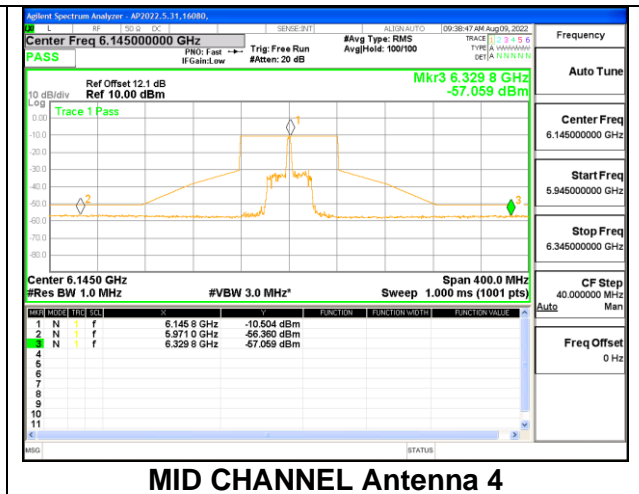
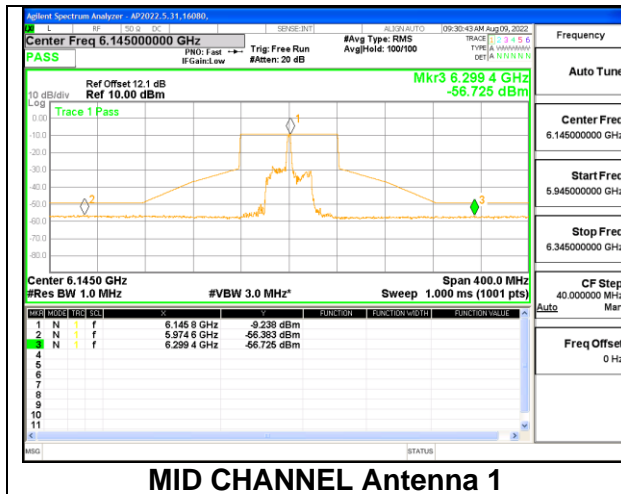
2TX Antenna 1 + Antenna 4 CDD OFDMA MODE: 26-Tones, RU Index 0

LOW CHANNEL



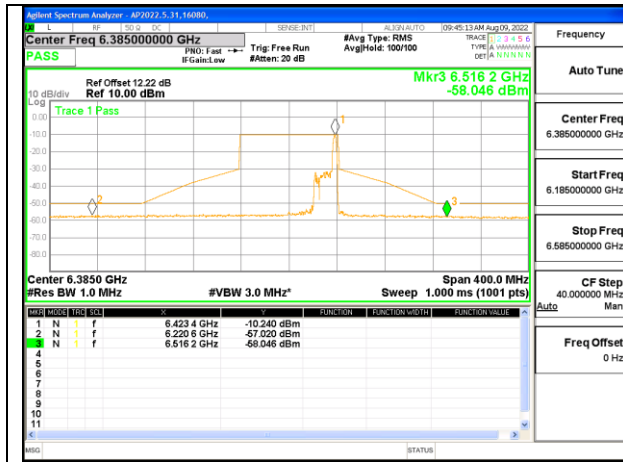
2TX Antenna 1 + Antenna 4 CDD OFDMA MODE: 26-Tones, RU Index 18

MID CHANNEL

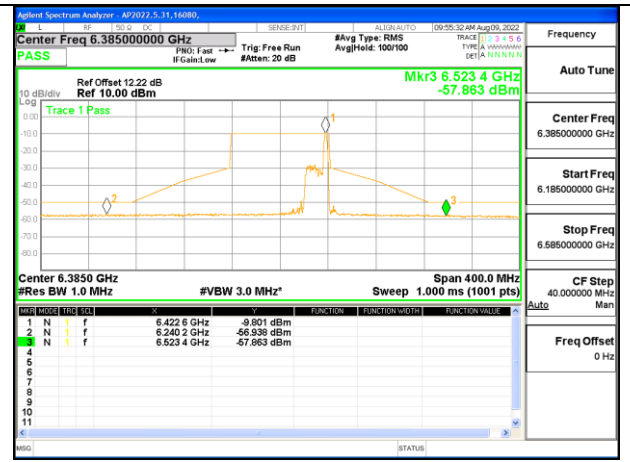


2TX Antenna 1 + Antenna 4 CDD OFDMA MODE: 26-Tones, RU Index 36

HIGH CHANNEL



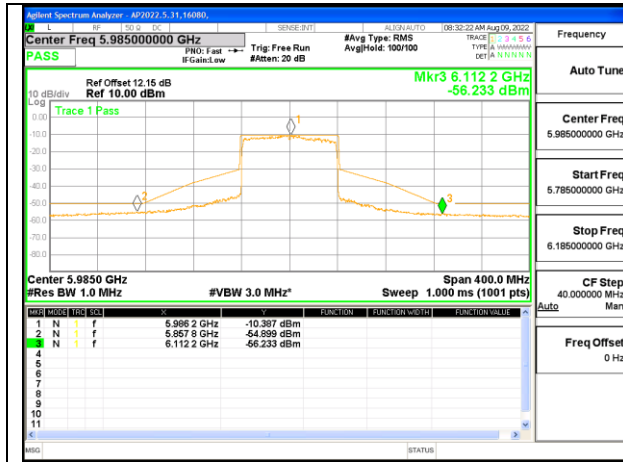
HIGH CHANNEL Antenna 1



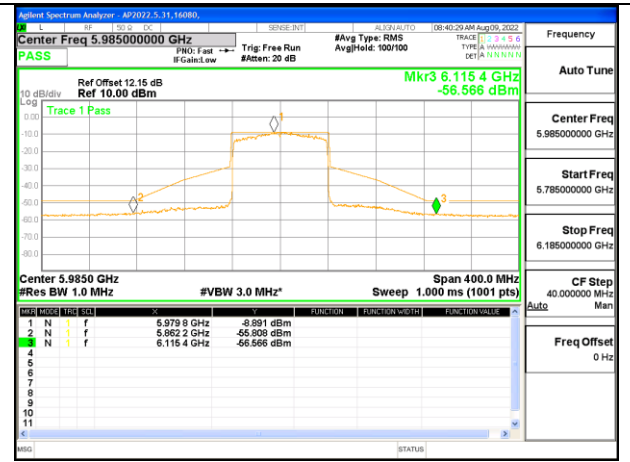
HIGH CHANNEL Antenna 4

2TX Antenna 1 + Antenna 4 CDD OFDMA MODE: 996-Tones, RU Index 67

LOW CHANNEL

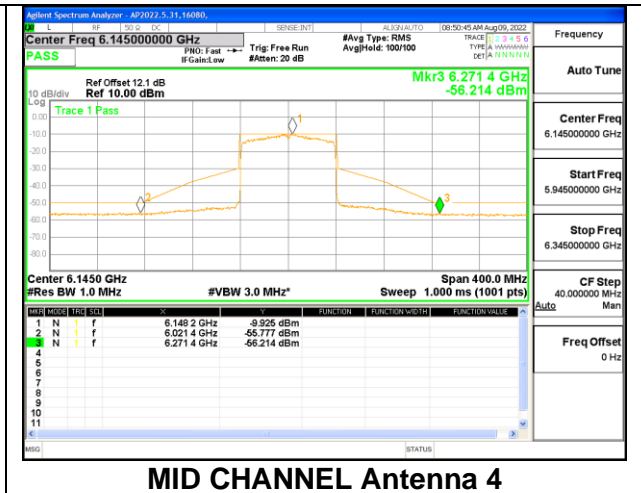
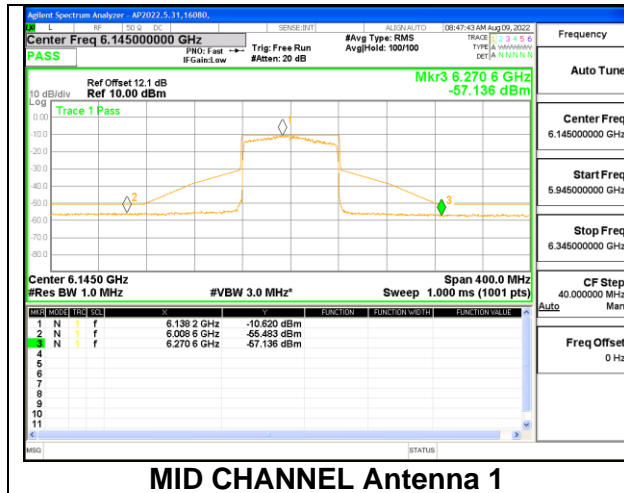


LOW CHANNEL Antenna 1



LOW CHANNEL Antenna 4

MID CHANNEL



HIGH CHANNEL

