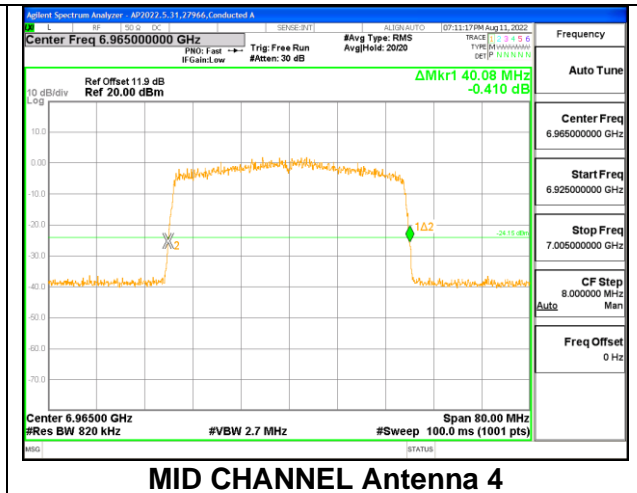
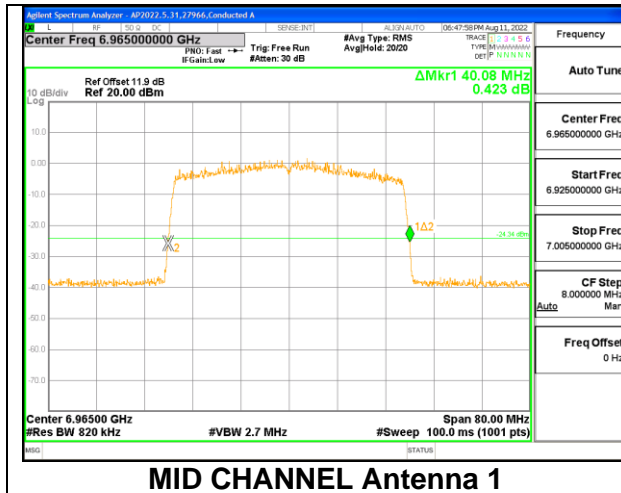
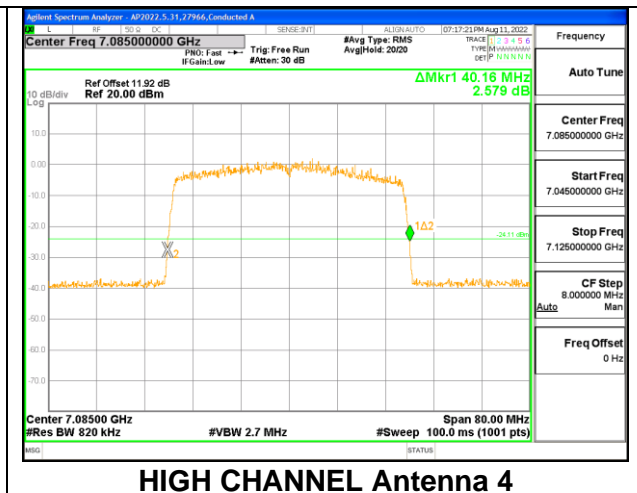
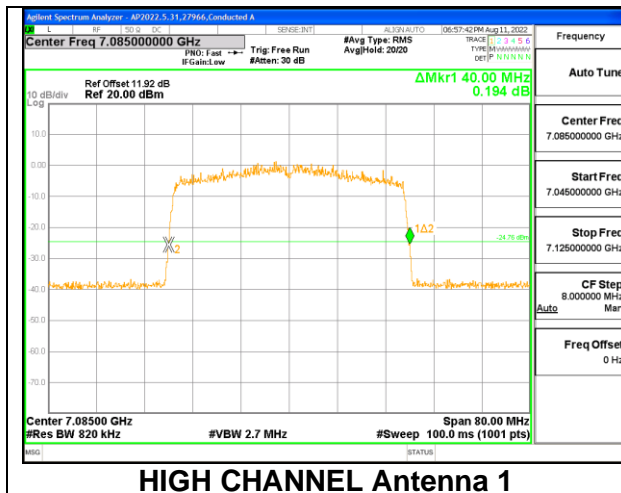


MID CHANNEL



HIGH CHANNEL

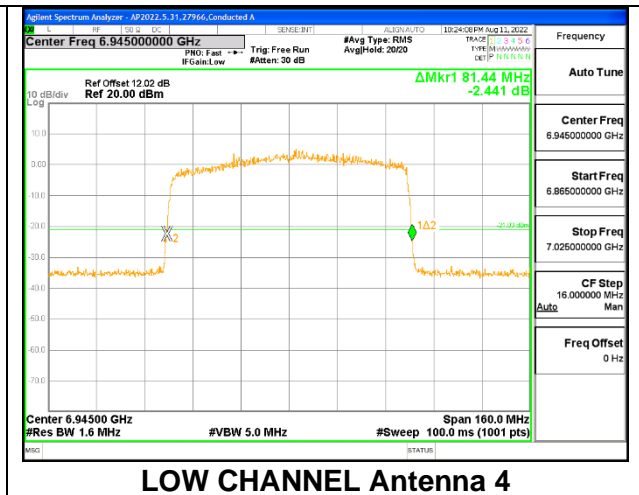
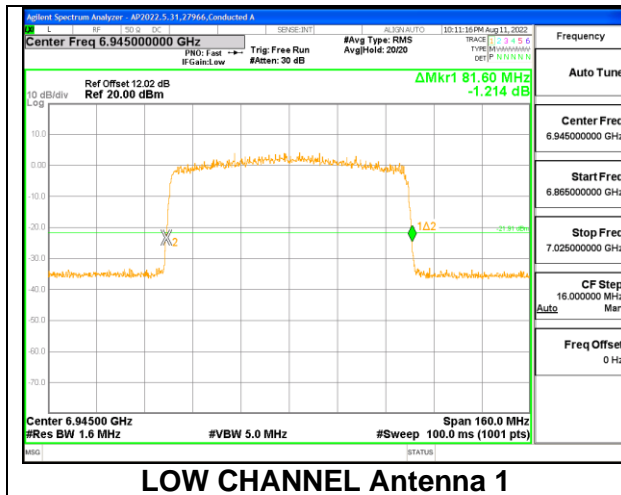


9.2.12. 802.11ax HE80 MODE 2TX IN THE UNII-8 BAND

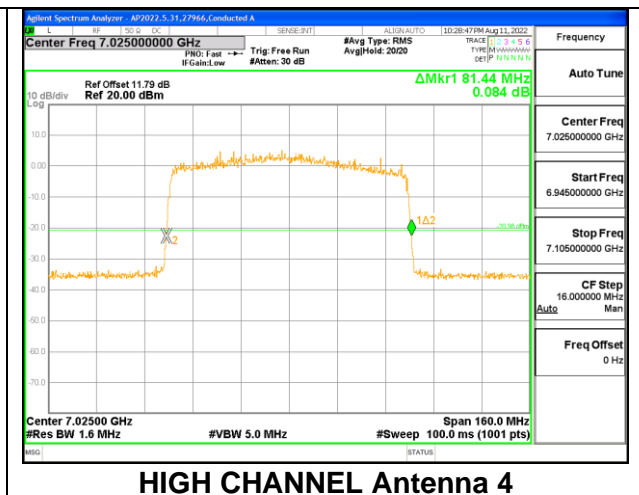
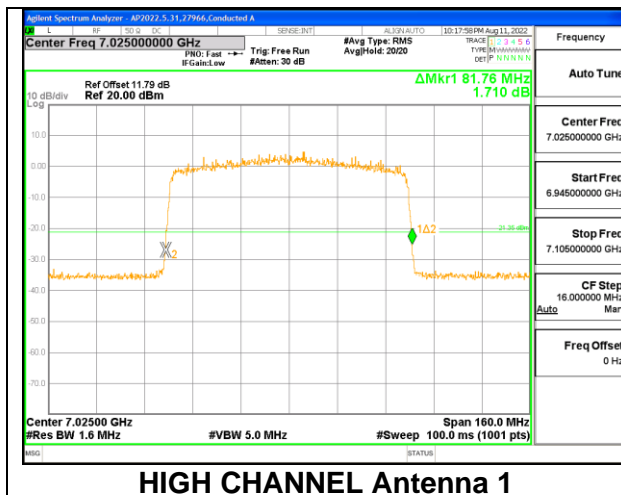
2TX Antenna 1 + Antenna 4 CDD OFDMA MODE: 996-Tones, RU Index 67

Channel	Frequency (MHz)	26 dB Bandwidth Antenna 1 (MHz)	26 dB Bandwidth Antenna 4 (MHz)
Low	6945	81.60	81.44
High	7025	81.76	81.44

LOW CHANNEL



HIGH CHANNEL



9.3. 99% BANDWIDTH

LIMITS

FCC

None; for reporting purposes only.

RSS-248 4.4

The occupied bandwidth shall not exceed 320 MHz.

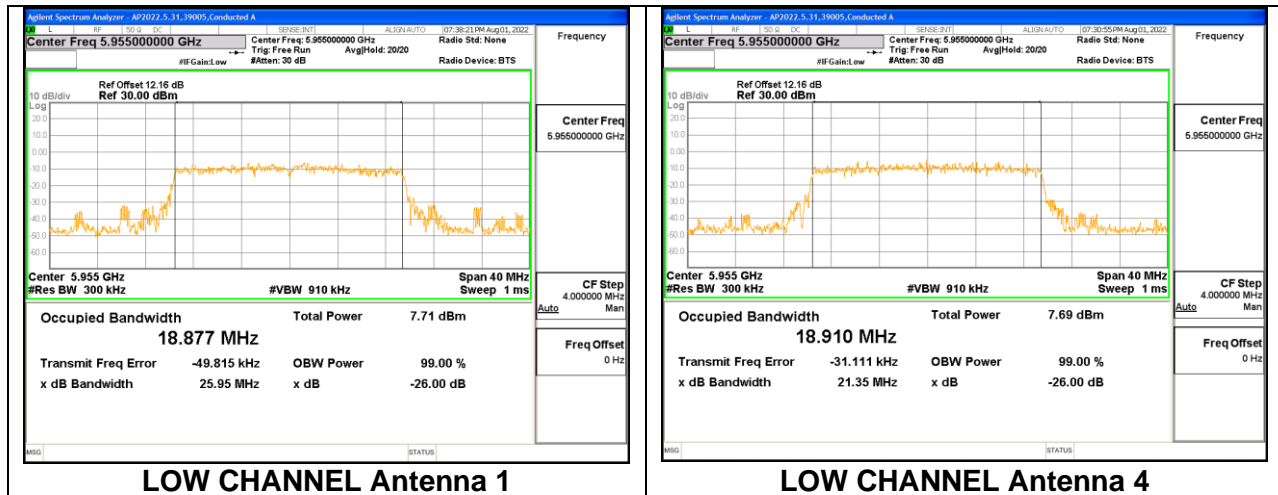
RESULTS

9.3.1. 802.11ax HE20 MODE 2TX IN THE UNII-5 BAND

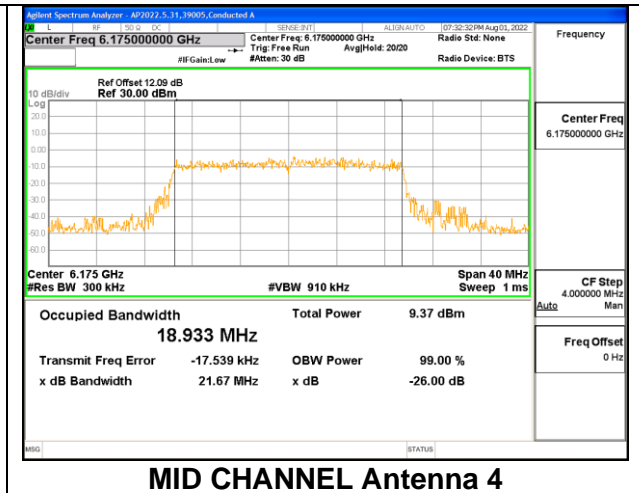
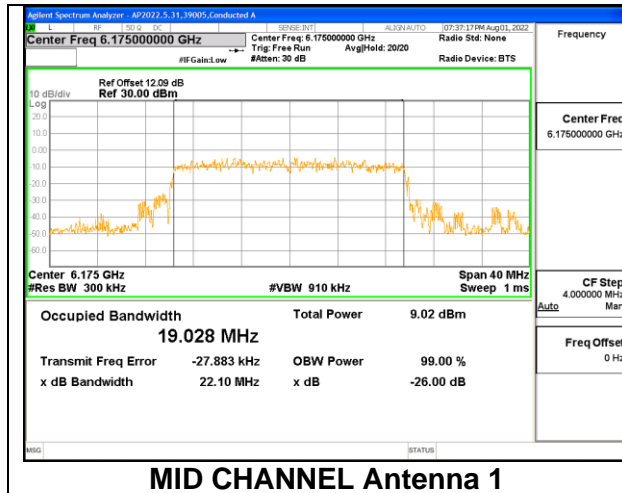
2TX Antenna 1 + Antenna 4 CDD OFDMA MODE: 242-Tones, RU Index 61

Channel	Frequency (MHz)	99% Bandwidth Antenna 1 (MHz)	99% Bandwidth Antenna 4 (MHz)
Low	5955	18.877	18.910
Mid	6175	19.028	18.933
High	6415	18.981	18.874

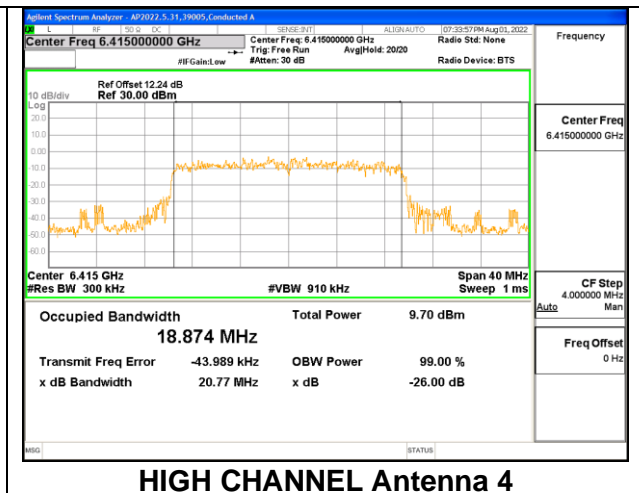
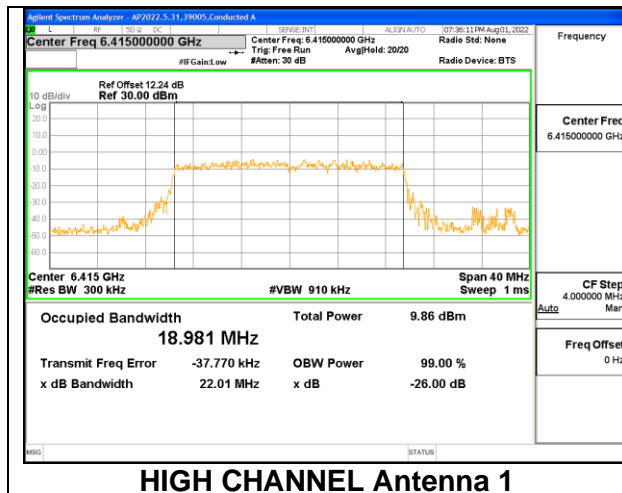
LOW CHANNEL



MID CHANNEL



HIGH CHANNEL

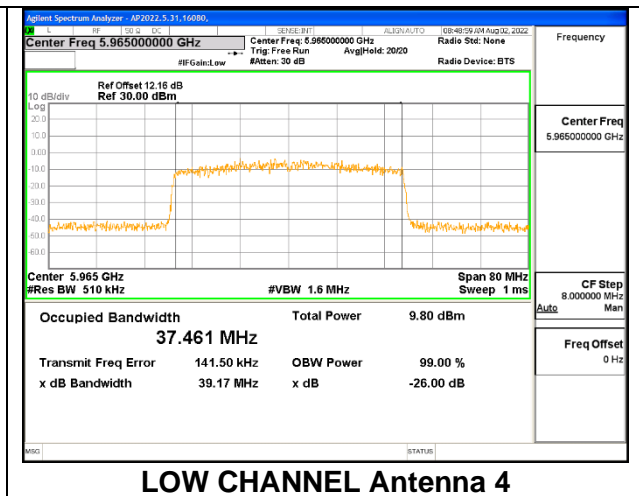
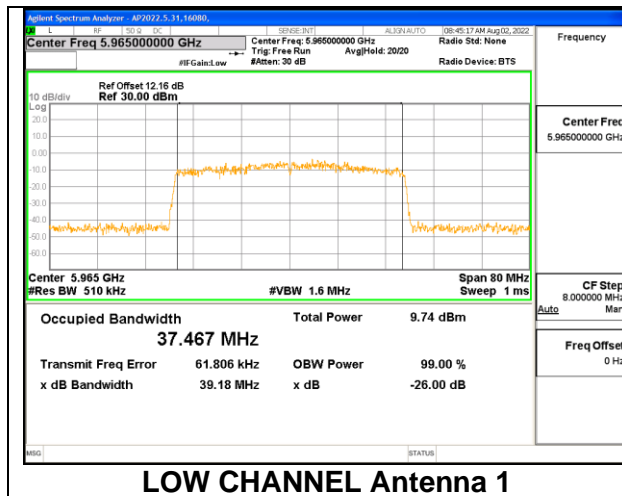


9.3.2. 802.11ax HE40 MODE 2TX IN THE UNII-5 BAND

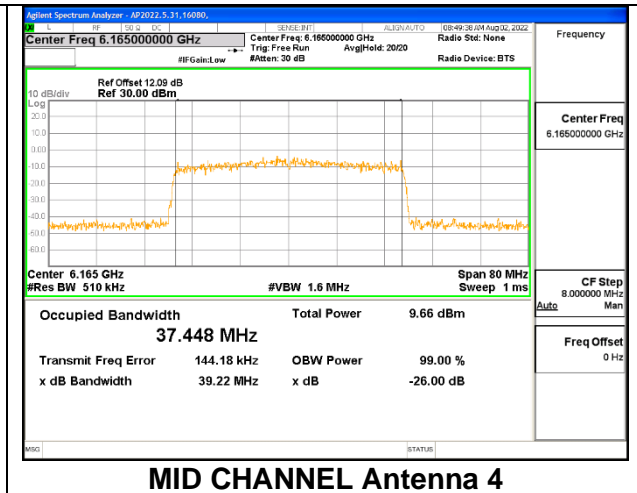
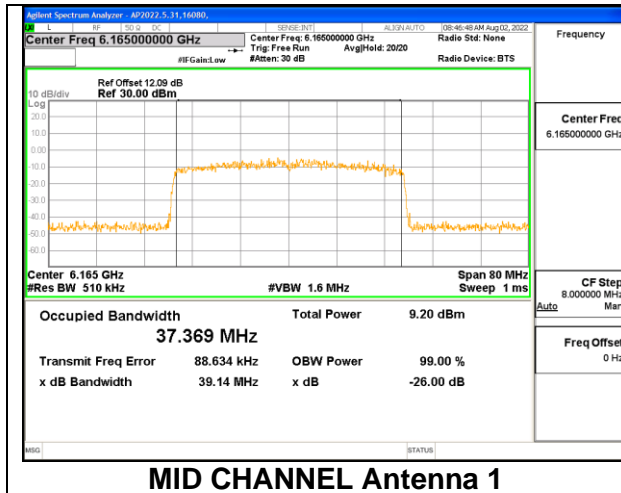
2TX Antenna 1 + Antenna 4 CDD OFDMA MODE: 484-Tones, RU Index 65

Channel	Frequency (MHz)	99% Bandwidth Antenna 1 (MHz)	99% Bandwidth Antenna 4 (MHz)
Low	5965	37.467	37.461
Mid	6165	37.369	37.448
High	6405	37.510	37.444

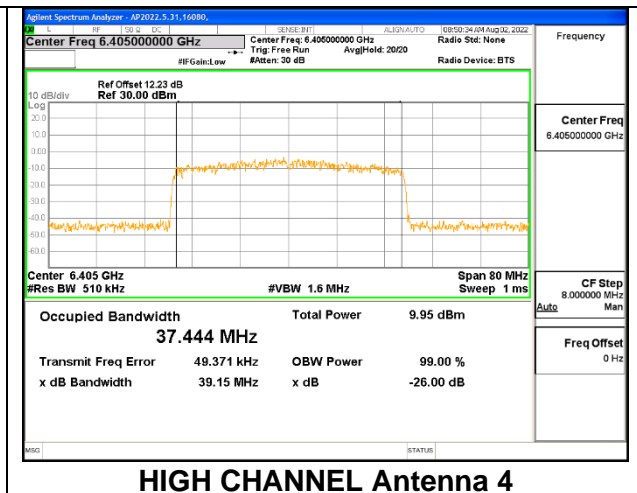
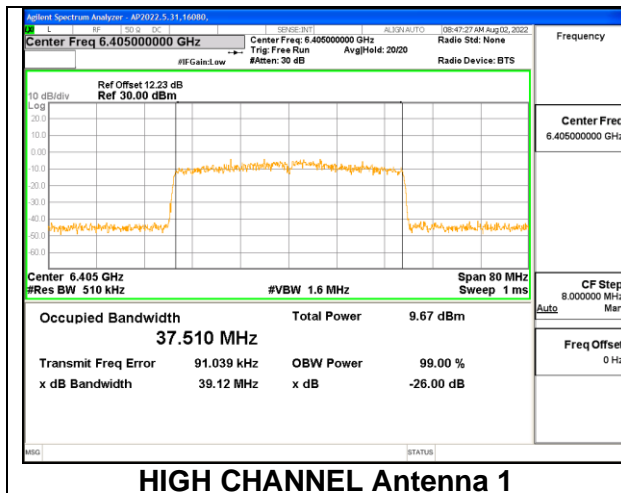
LOW CHANNEL



MID CHANNEL



HIGH CHANNEL

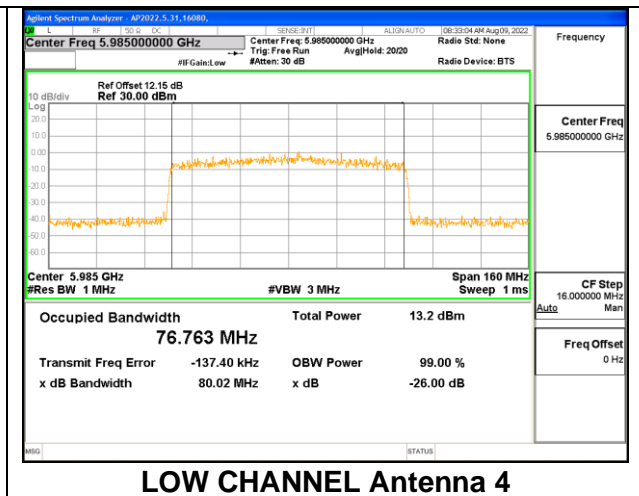
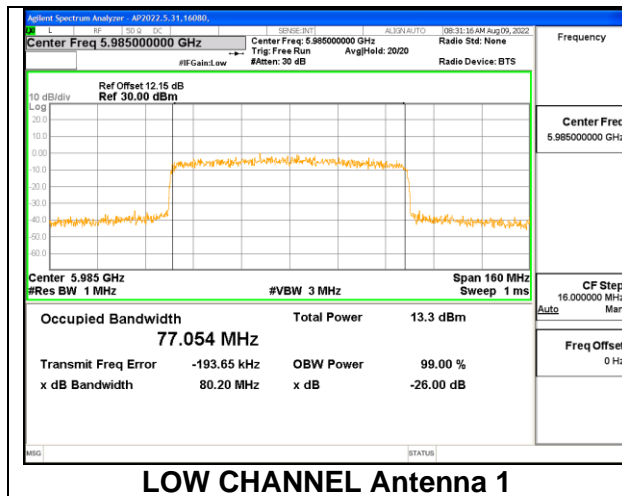


9.3.3. 802.11ax HE80 MODE 2TX IN THE UNII-5 BAND

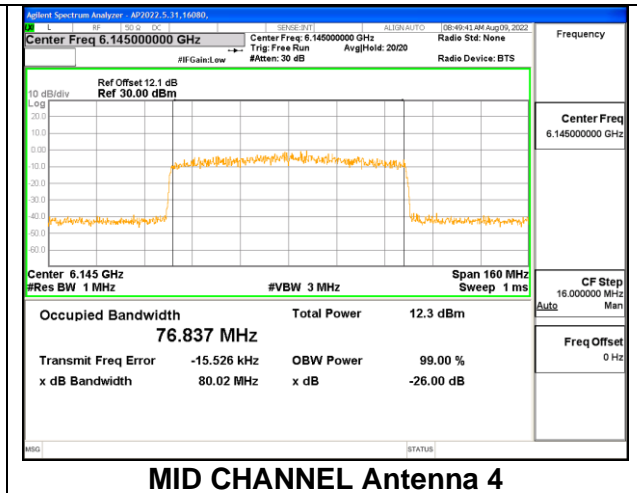
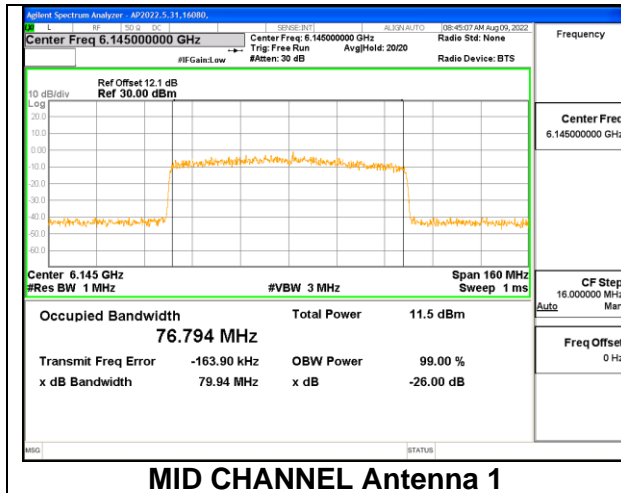
2TX Antenna 1 + Antenna 4 CDD OFDMA MODE: 996-Tones, RU Index 67

Channel	Frequency (MHz)	99% Bandwidth Antenna 1 (MHz)	99% Bandwidth Antenna 4 (MHz)
Low	5985	77.054	76.763
Mid	6145	76.794	76.837
High	6385	76.957	76.793

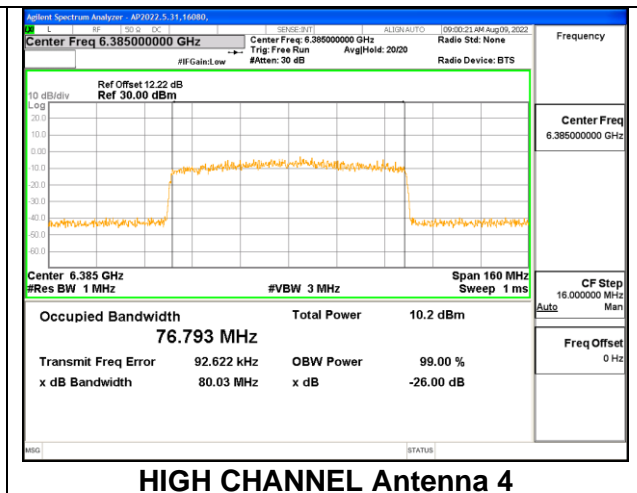
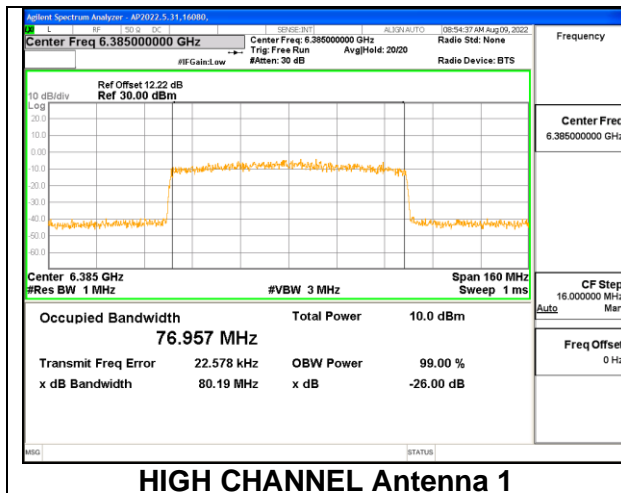
LOW CHANNEL



MID CHANNEL



HIGH CHANNEL

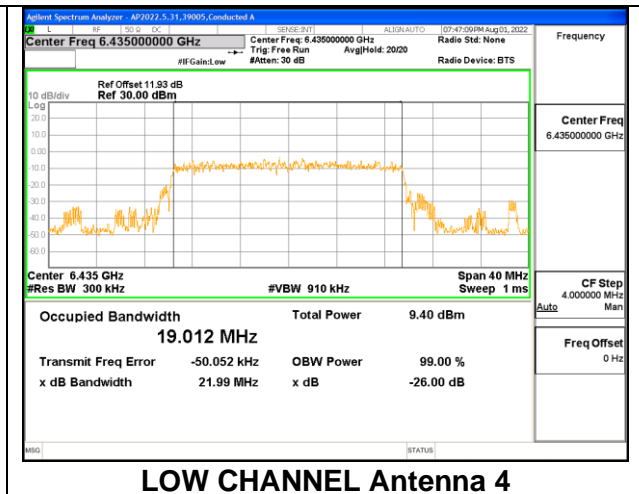
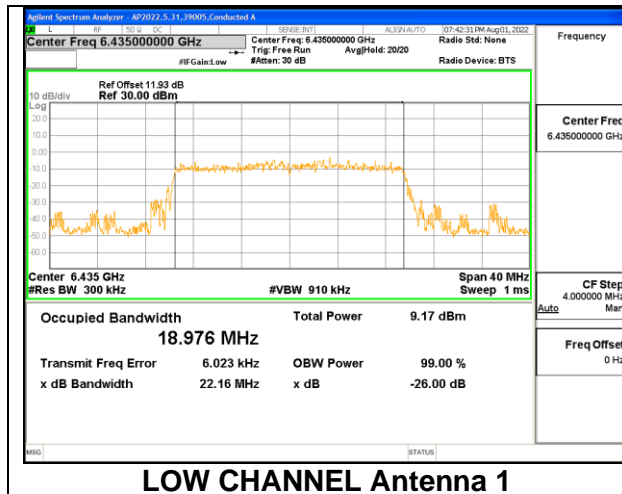


9.3.4. 802.11ax HE20 MODE 2TX IN THE UNII-6 BAND

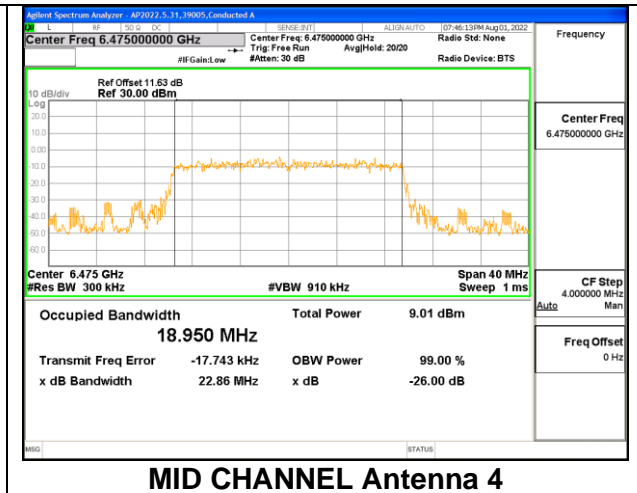
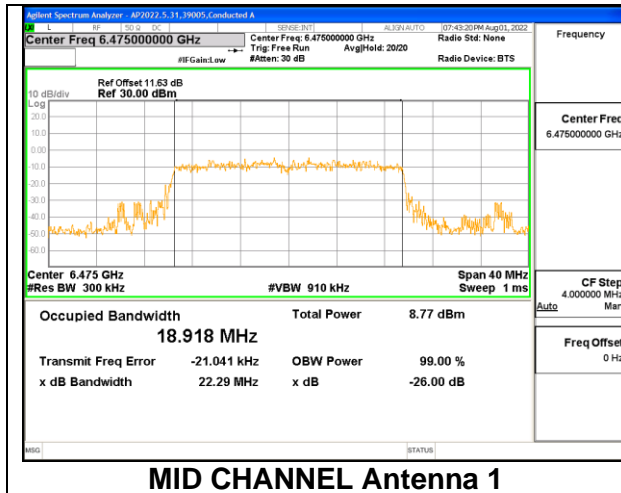
2TX Antenna 1 + Antenna 4 CDD OFDMA MODE: 242-Tones, RU Index 61

Channel	Frequency (MHz)	99% Bandwidth Antenna 1 (MHz)	99% Bandwidth Antenna 4 (MHz)
Low	6435	18.976	19.012
Mid	6475	18.918	18.950
High	6515	18.892	18.900

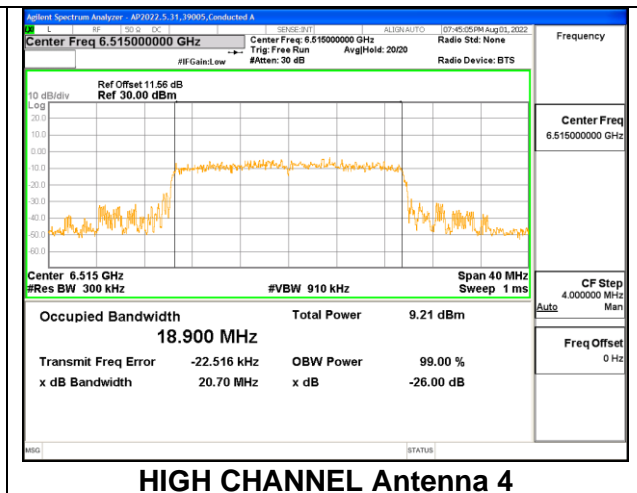
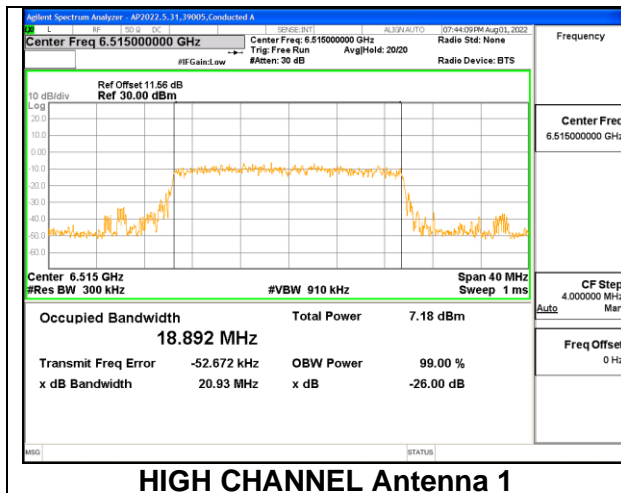
LOW CHANNEL



MID CHANNEL



HIGH CHANNEL

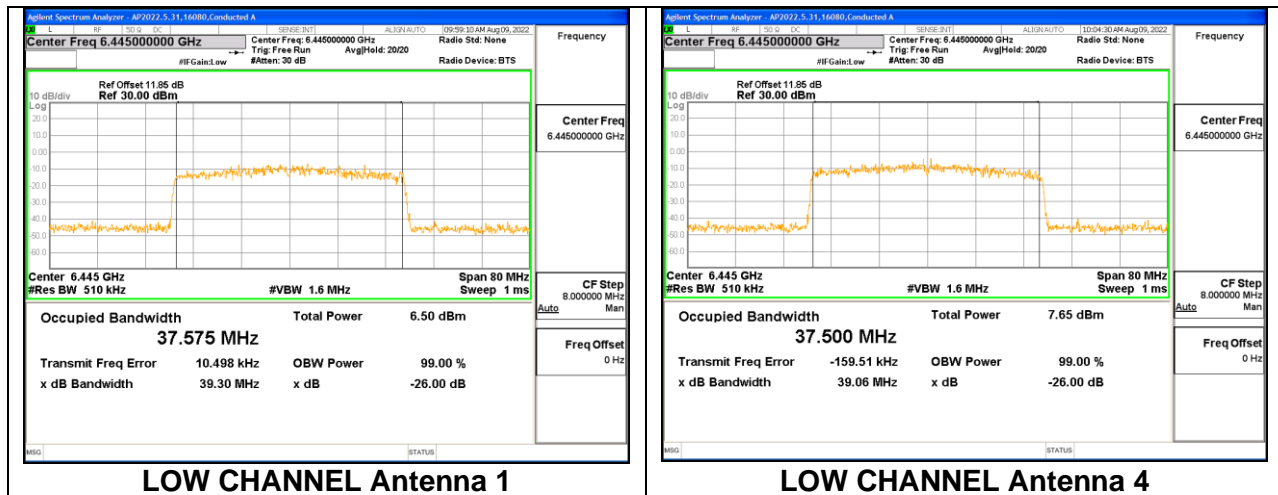


9.3.5. 802.11ax HE40 MODE 2TX IN THE UNII-6 BAND

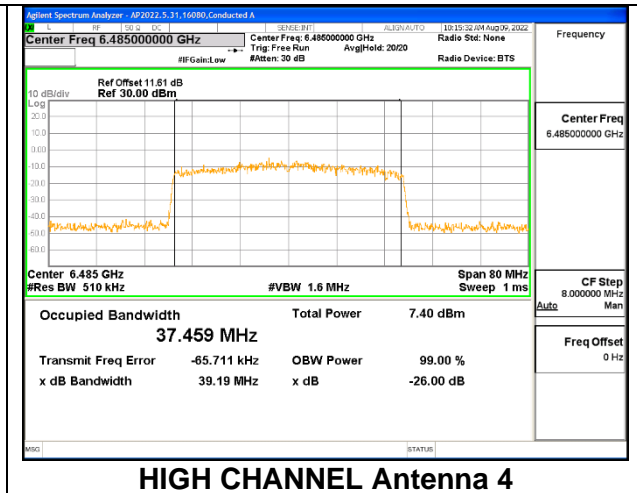
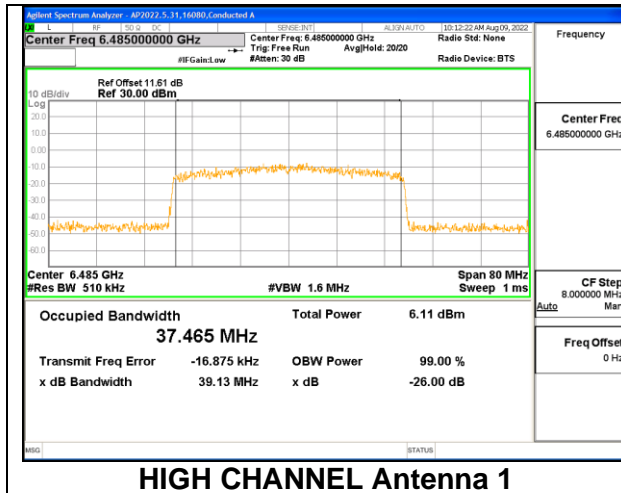
2TX Antenna 1 + Antenna 4 CDD OFDMA MODE: 484-Tones, RU Index 65

Channel	Frequency (MHz)	99% Bandwidth Antenna 1 (MHz)	99% Bandwidth Antenna 4 (MHz)
Low	6445	37.575	37.500
High	6485	37.465	37.459
Straddle	6525	37.584	37.598

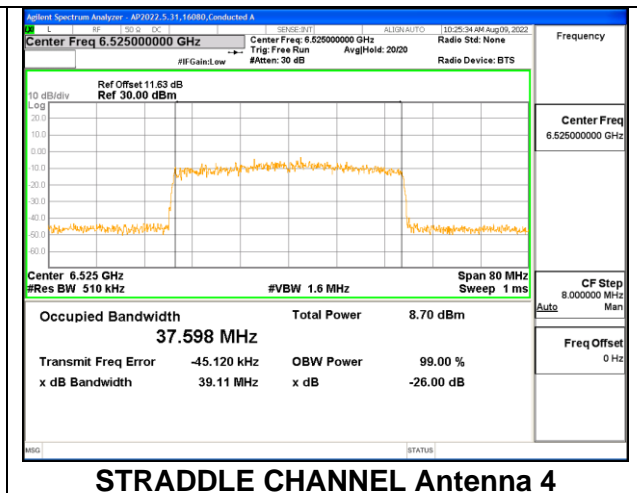
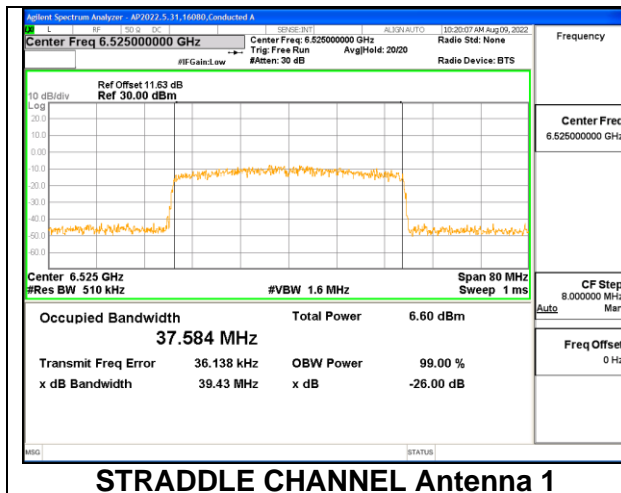
LOW CHANNEL



HIGH CHANNEL



STRADDLE CHANNEL

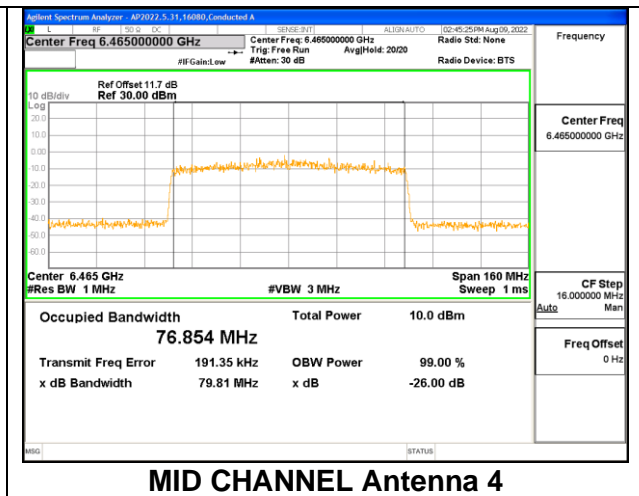
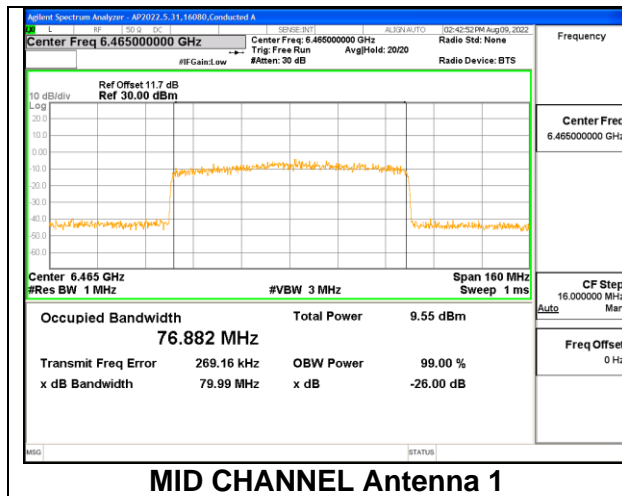


9.3.6. 802.11ax HE80 MODE 2TX IN THE UNII-6 BAND

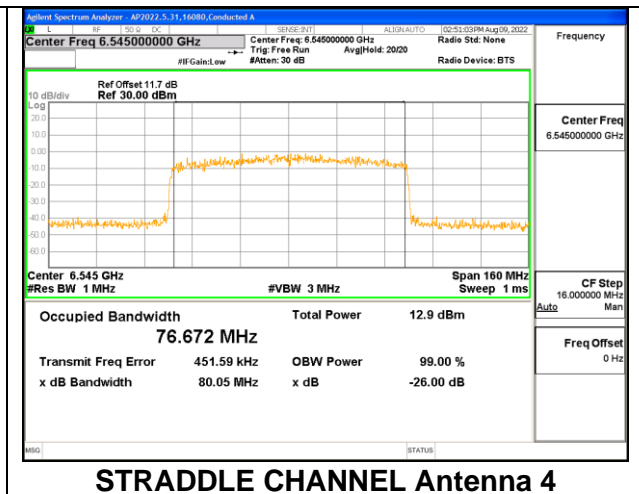
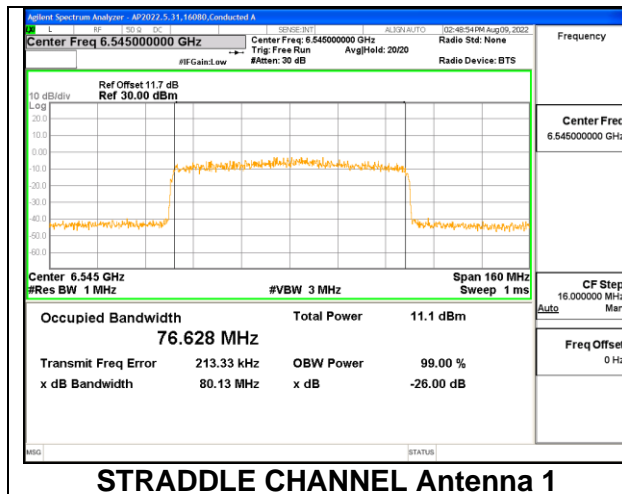
2TX Antenna 1 + Antenna 4 CDD OFDMA MODE: 996-Tones, RU Index 67

Channel	Frequency (MHz)	99% Bandwidth Antenna 1 (MHz)	99% Bandwidth Antenna 4 (MHz)
Mid	6465	76.882	76.854
Straddle	6545	76.628	76.672

MID CHANNEL



STRADDLE CHANNEL

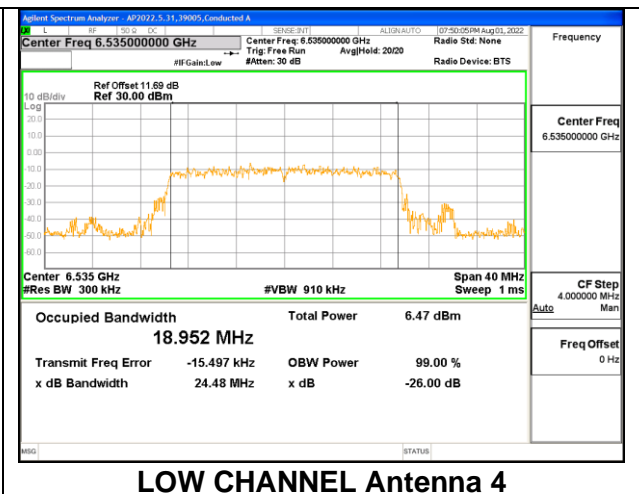
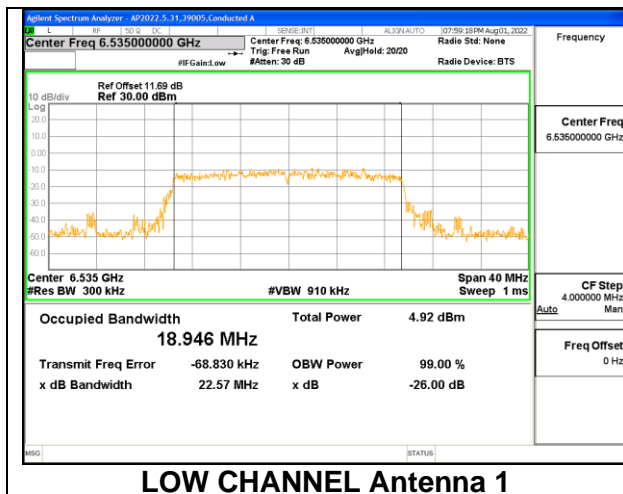


9.3.7. 802.11ax HE20 MODE 2TX IN THE UNII-7 BAND

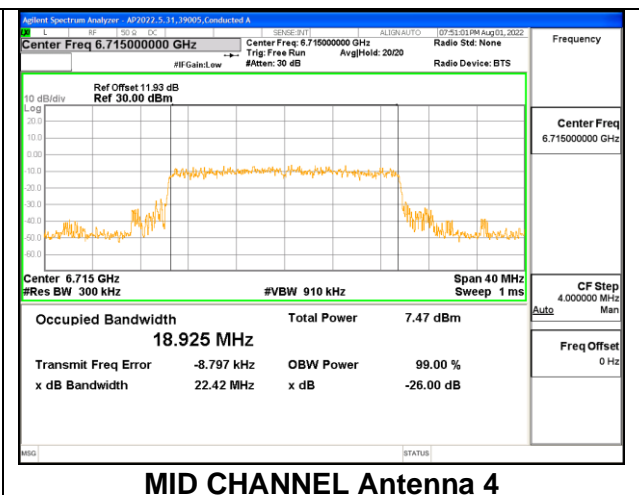
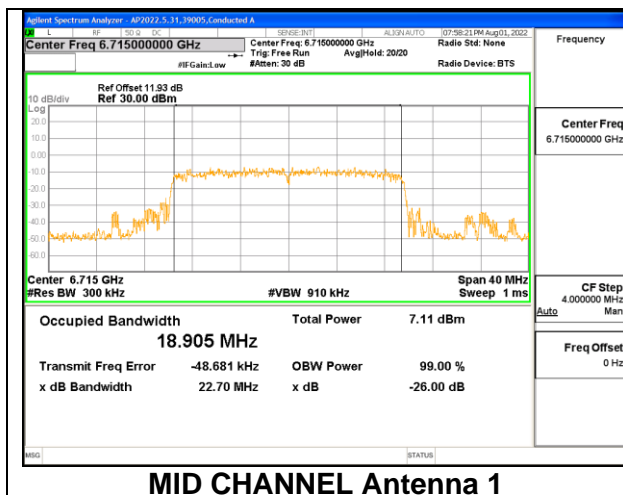
2TX Antenna 1 + Antenna 4 CDD OFDMA MODE: 242-Tones, RU Index 61

Channel	Frequency (MHz)	99% Bandwidth Antenna 1 (MHz)	99% Bandwidth Antenna 4 (MHz)
Low	6535	18.946	18.952
Mid	6715	18.905	18.925
High	6855	18.832	18.942
Straddle	6875	18.948	19.002

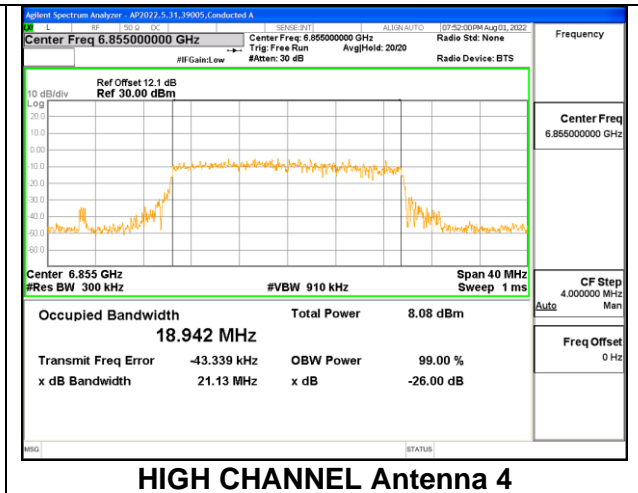
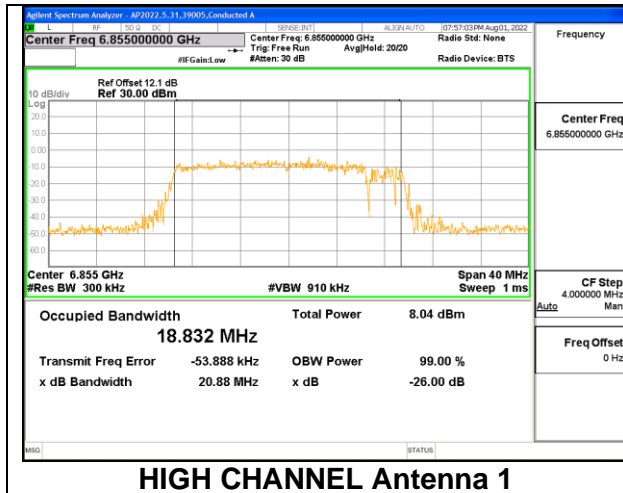
LOW CHANNEL



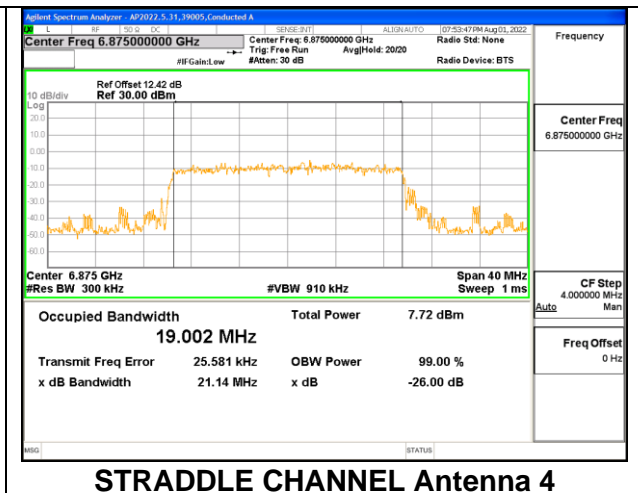
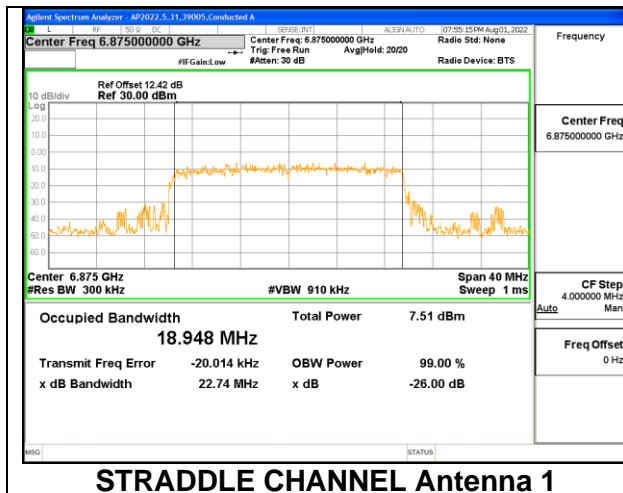
MID CHANNEL



HIGH CHANNEL



STRADDLE CHANNEL

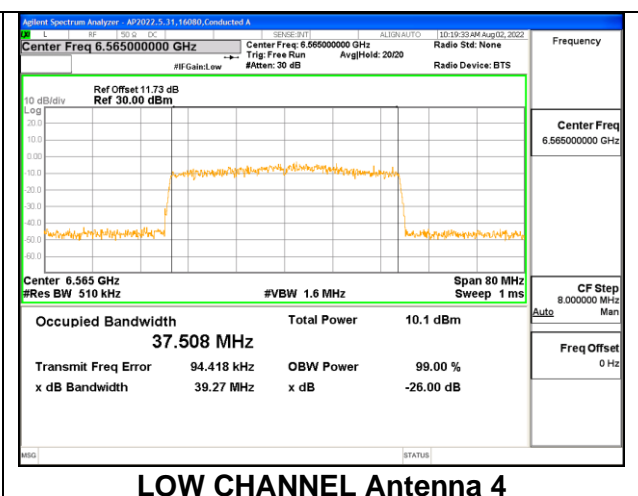
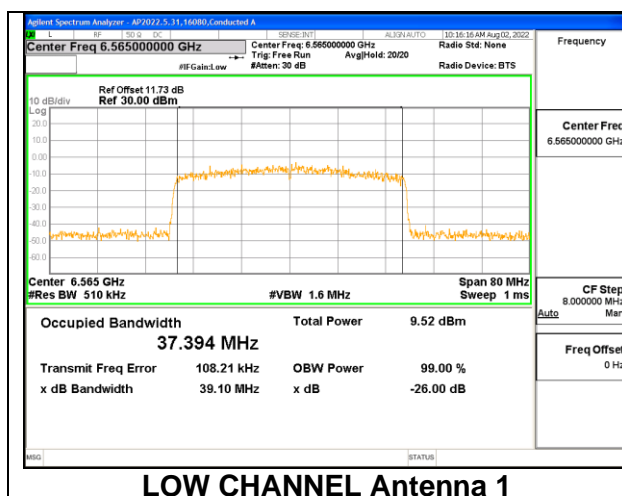


9.3.8. 802.11ax HE40 MODE 2TX IN THE UNII-7 BAND

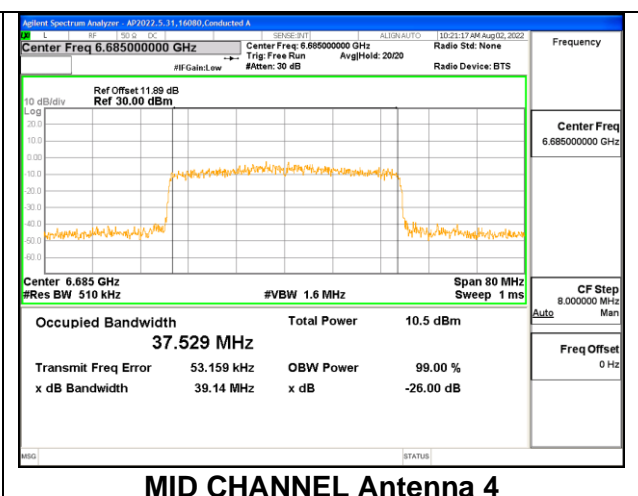
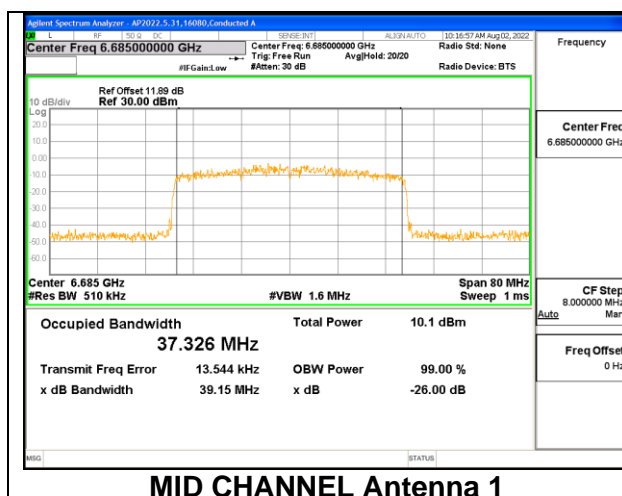
2TX Antenna 1 + Antenna 4 CDD OFDMA MODE: 484-Tones, RU Index 65

Channel	Frequency (MHz)	99% Bandwidth Antenna 1 (MHz)	99% Bandwidth Antenna 4 (MHz)
Low	6565	37.394	37.508
Mid	6685	37.326	37.529
High	6845	37.489	37.468
Straddle	6885	37.577	37.509

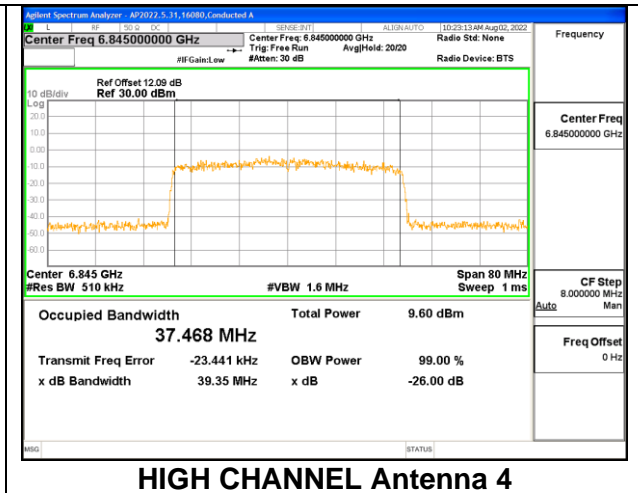
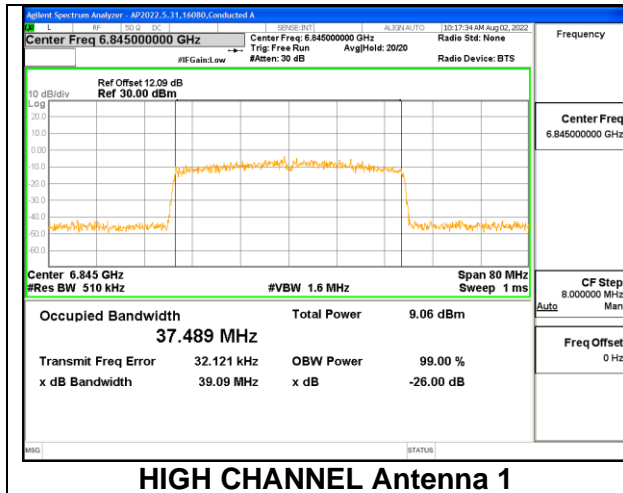
LOW CHANNEL



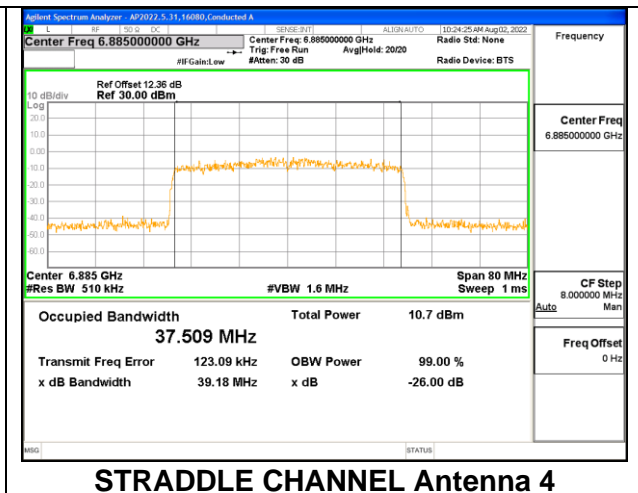
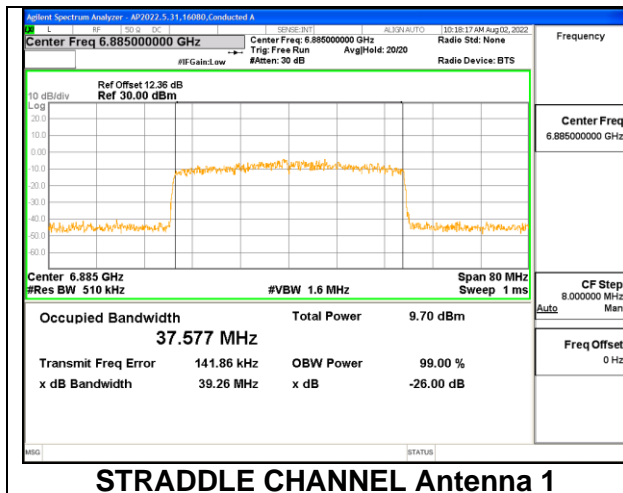
MID CHANNEL



HIGH CHANNEL



STRADDLE CHANNEL

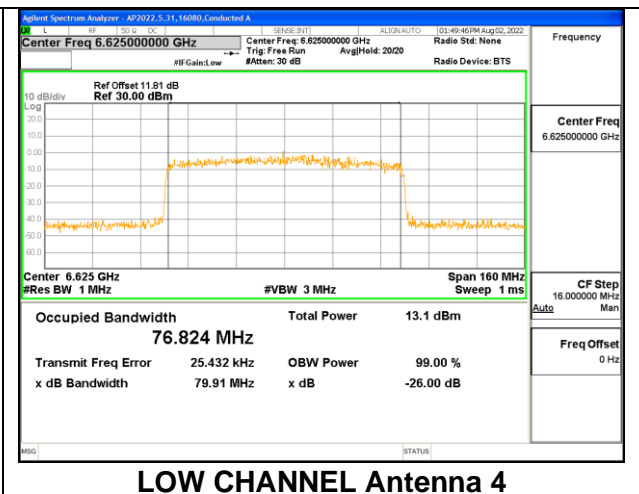
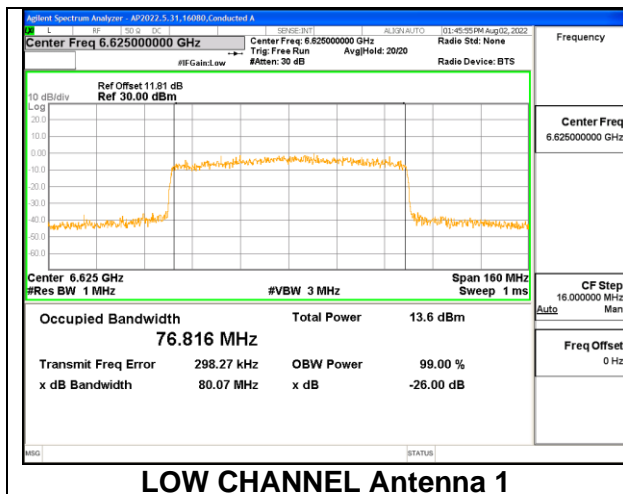


9.3.9. 802.11ax HE80 MODE 2TX IN THE UNII-7 BAND

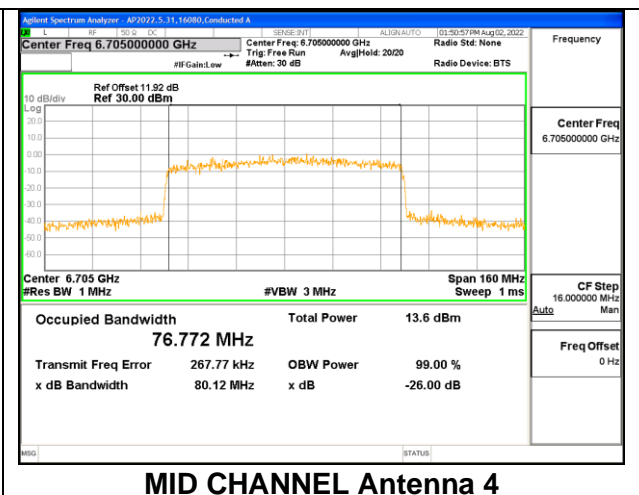
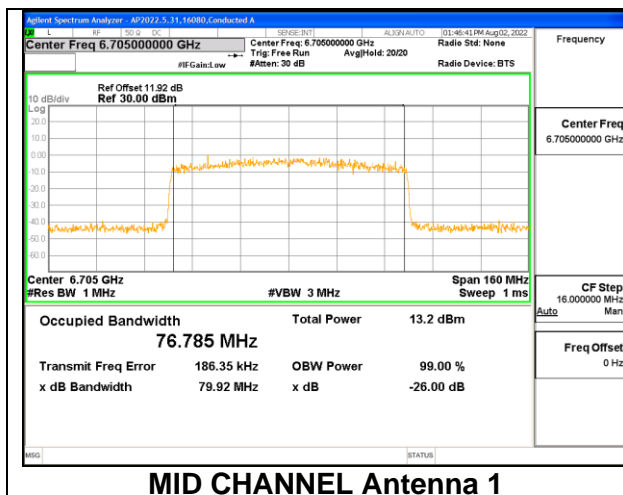
2TX Antenna 1 + Antenna 4 CDD OFDMA MODE: 996-Tones, RU Index 67

Channel	Frequency (MHz)	99% Bandwidth Antenna 1 (MHz)	99% Bandwidth Antenna 4 (MHz)
Low	6625	76.816	76.824
Mid	6705	76.785	76.772
High	6785	76.737	76.580
Straddle	6865	76.686	76.657

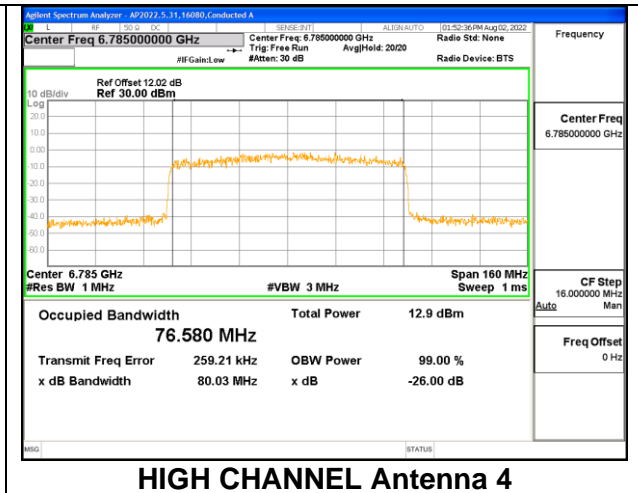
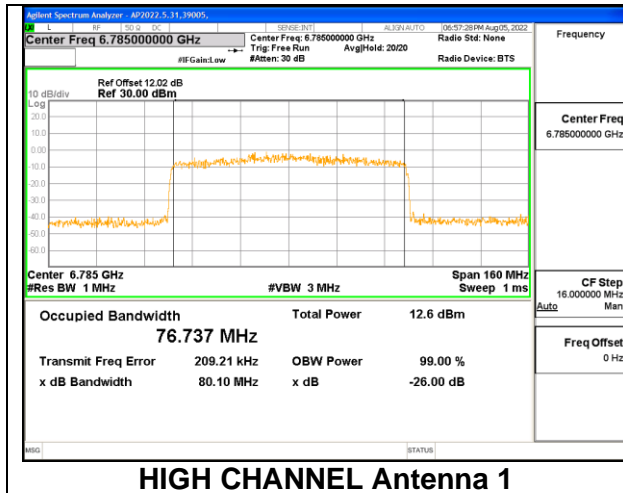
LOW CHANNEL



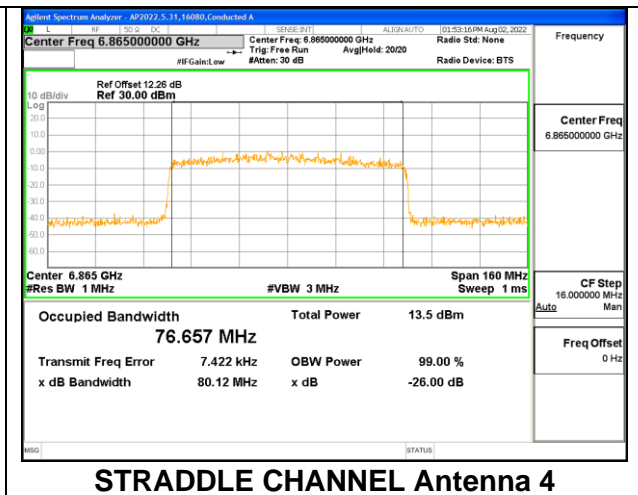
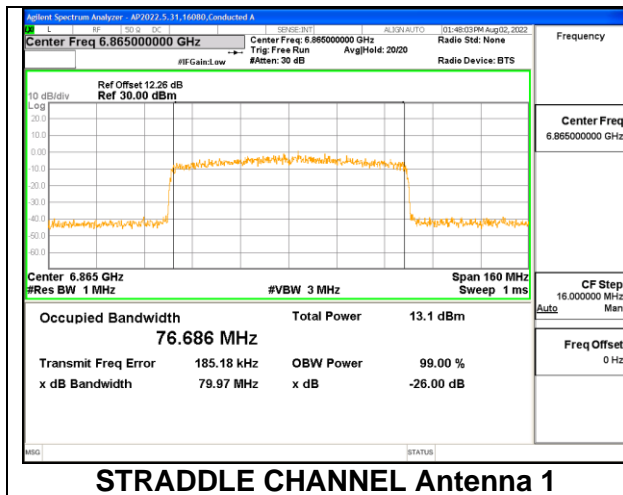
MID CHANNEL



HIGH CHANNEL



STRADDLE CHANNEL

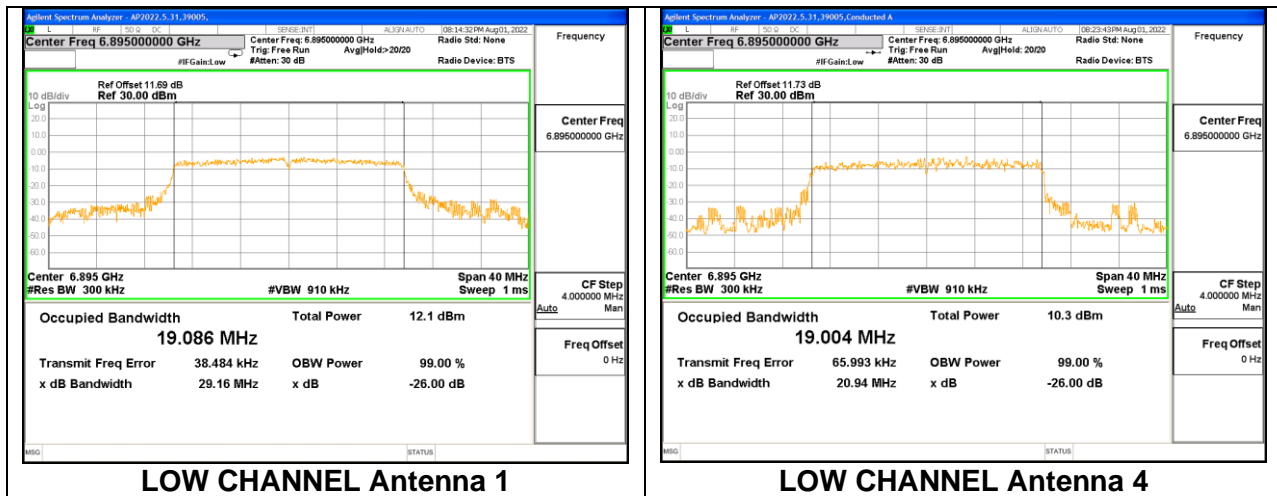


9.3.10. 802.11ax HE20 MODE 2TX IN THE UNII-8 BAND

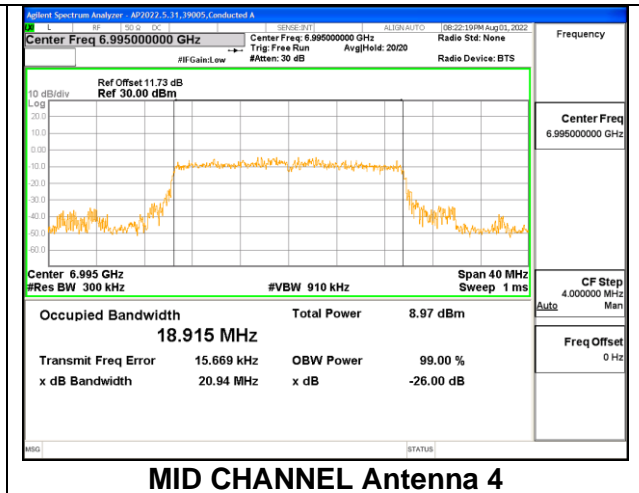
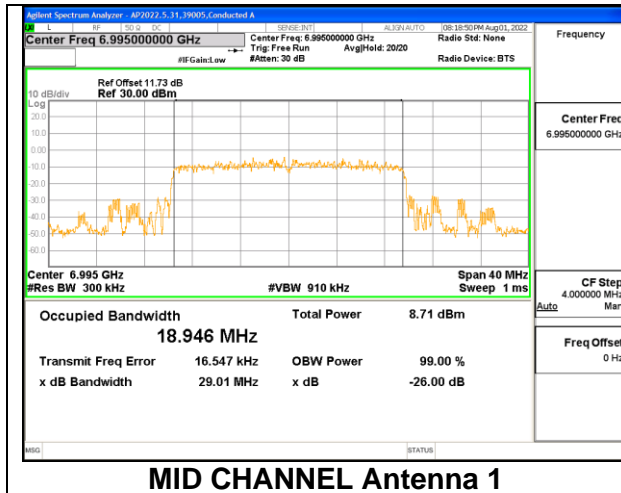
2TX Antenna 1 + Antenna 4 CDD OFDMA MODE: 242-Tones, RU Index 61

Channel	Frequency (MHz)	99% Bandwidth Antenna 1 (MHz)	99% Bandwidth Antenna 4 (MHz)
Low	6895	19.086	19.004
Mid	6995	18.946	18.915
High	7115	18.969	19.050

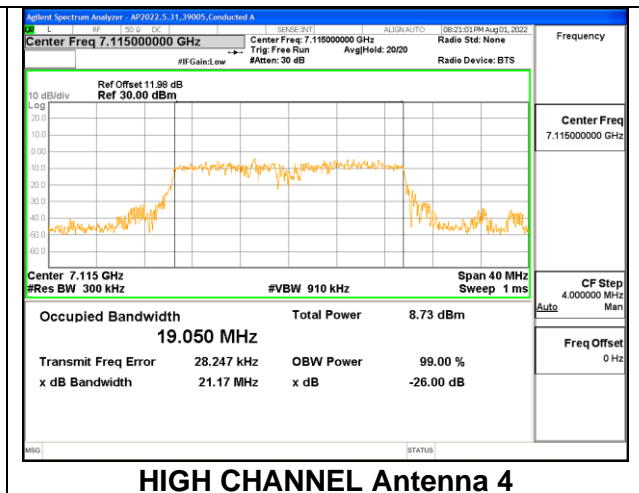
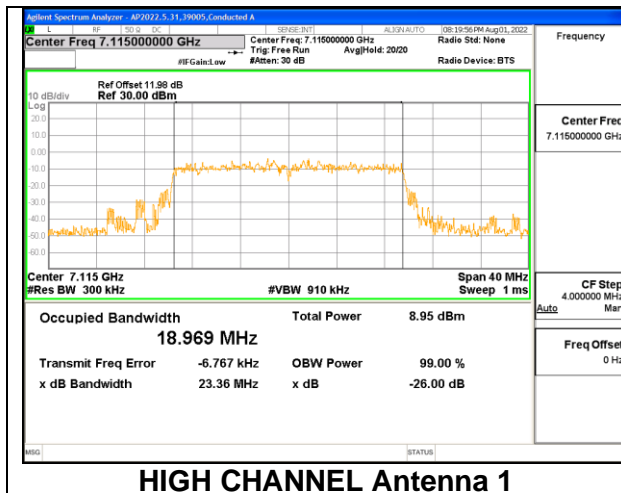
LOW CHANNEL



MID CHANNEL



HIGH CHANNEL

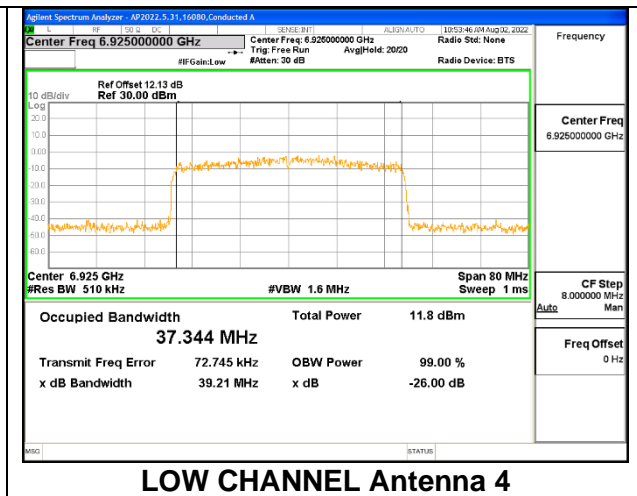
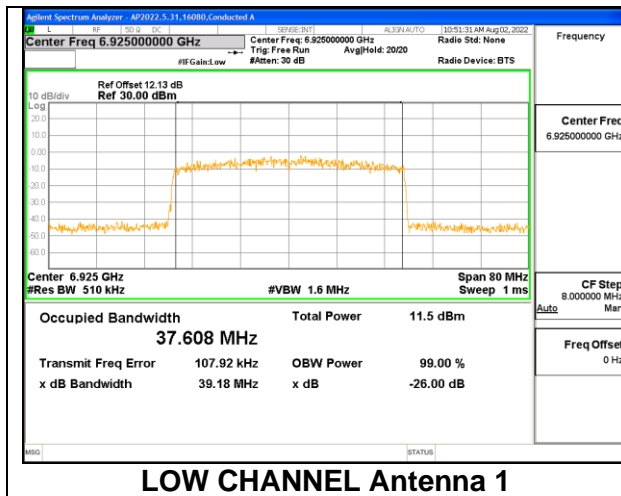


9.3.11. 802.11ax HE40 MODE 2TX IN THE UNII-8 BAND

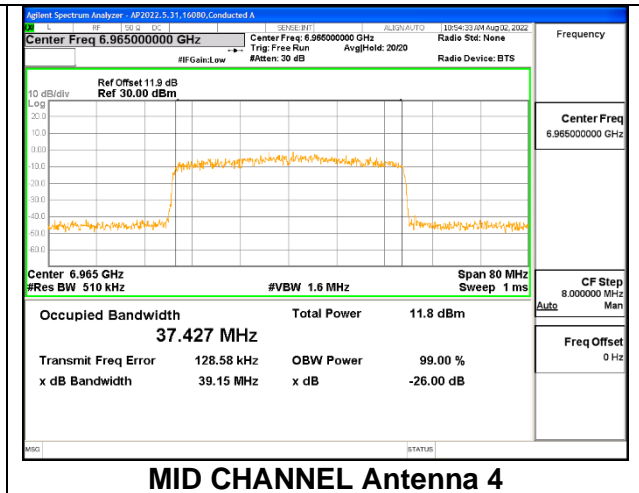
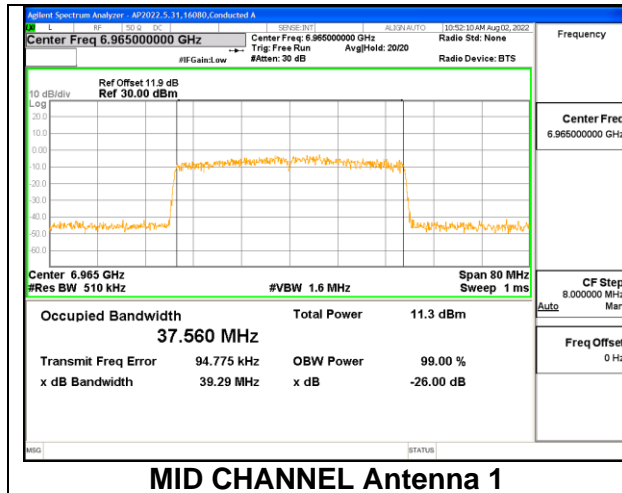
2TX Antenna 1 + Antenna 4 CDD OFDMA MODE: 484-Tones, RU Index 65

Channel	Frequency (MHz)	99% Bandwidth Antenna 1 (MHz)	99% Bandwidth Antenna 4 (MHz)
Low	6925	37.608	37.344
Mid	6965	37.560	37.427
High	7085	37.514	37.453

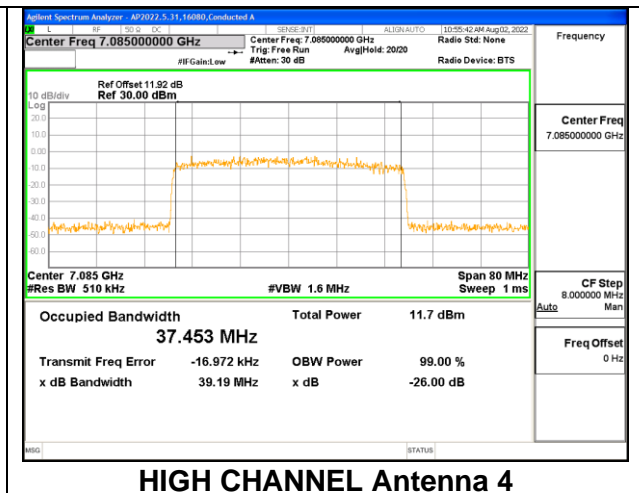
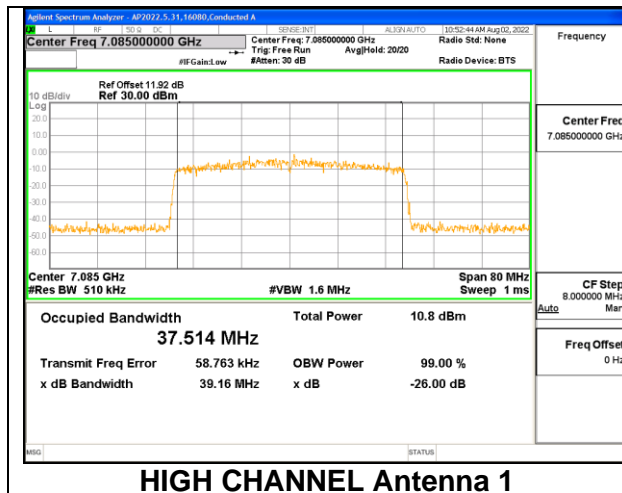
LOW CHANNEL



MID CHANNEL



HIGH CHANNEL

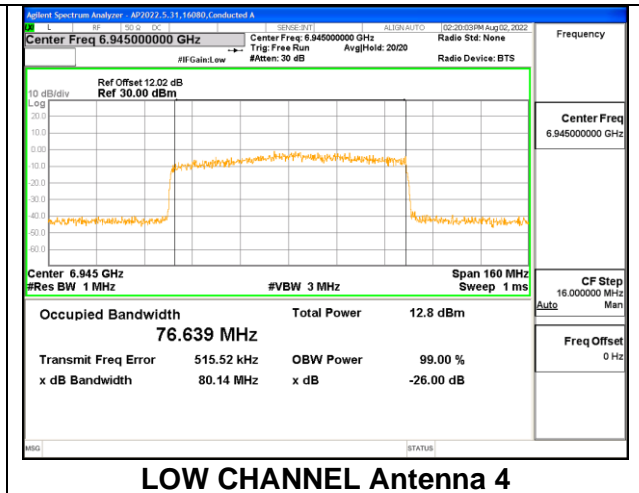
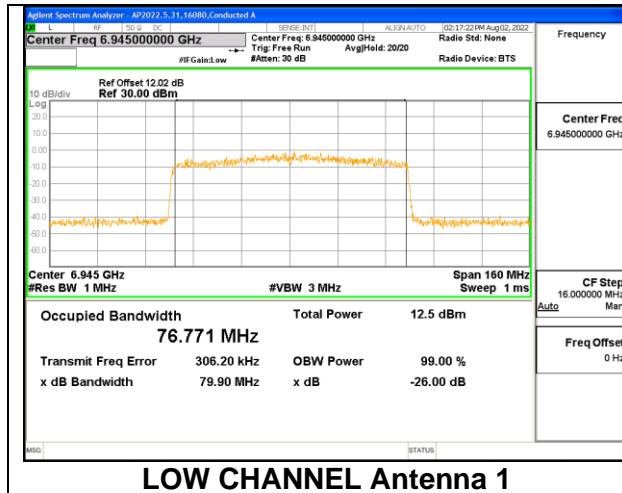


9.3.12. 802.11ax HE80 MODE 2TX IN THE UNII-8 BAND

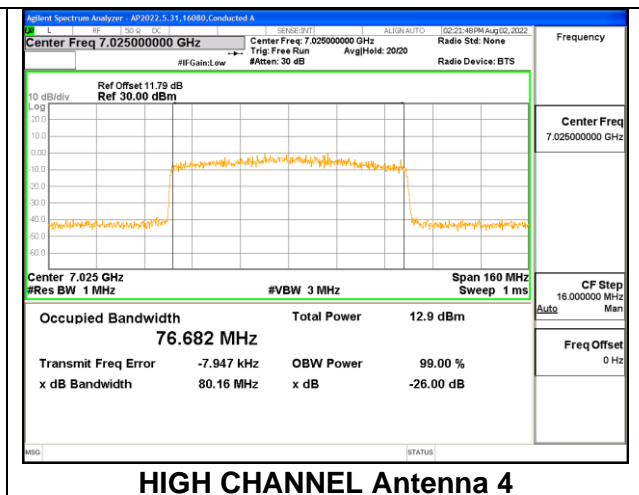
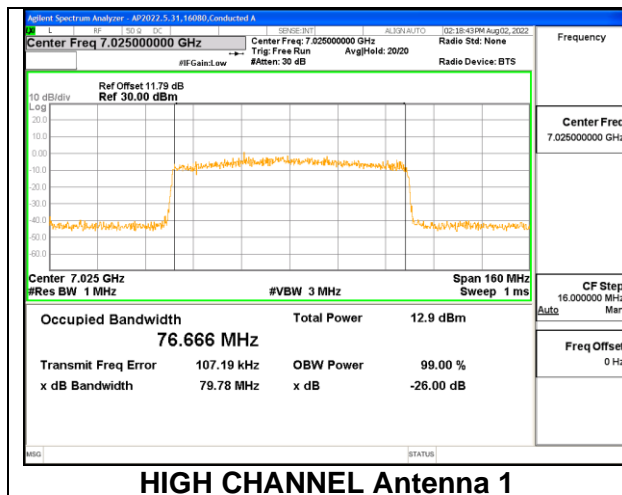
2TX Antenna 1 + Antenna 4 CDD OFDMA MODE: 996-Tones, RU Index 67

Channel	Frequency (MHz)	99% Bandwidth Antenna 1 (MHz)	99% Bandwidth Antenna 4 (MHz)
Low	6945	76.771	76.639
High	7025	76.666	76.682

LOW CHANNEL



HIGH CHANNEL



9.4. OUTPUT POWER AND PSD

LIMITS

FCC §15.407

Band 5.925-7.125 GHz

(8) For client devices operating under the control of an indoor access point in the 5.925-7.125 GHz bands, the maximum power spectral density must not exceed -1 dBm e.i.r.p. in any 1-megahertz band, and the maximum e.i.r.p. over the frequency band of operation must not exceed 24 dBm.

RSS 248

4.6.3. Power limits for client devices

The following limits shall apply to client devices:

- a. the maximum e.i.r.p. spectral density shall not exceed -1 dBm/MHz; and
- b. the maximum e.i.r.p. shall not exceed 24 dBm/occupied bandwidth.

TEST PROCEDURE

The measurement method used for output power is KDB 789033 D02 v02r01, Section E.2.d (Method SA-2) was used.

The measurement method used for power spectral density is KDB 789033 D02 v02r01, Section F

The power output and power density were measured by radiated method in lieu of conducted measurements. Turn table, antenna and polarization were maximized for this method.

Effective Isotropic Radiated Power Calculated as follows:

Measured Transmitter Power (dBm) + Free Space Path Loss at 3 Meter (dB) + Measurement Antenna Gain (dBi) + Preamp Gain (dB) + Duty Cycle Correction Factor (dB) = EIRP (dBm)

Sample Calculation: -32.29 dBm + 57.48 dB – 10.498 dBi – 6.19 dB + 2.91 dB = 11.41 dBm

Note: Same calculation is used for both total channel power and power spectral density measurements. The only difference is the measurement bandwidths.

RESULTS

9.4.1. 802.11ax HE20 MODE 2TX IN THE UNII-5 BAND

2TX Antenna 1 + Antenna 4 CDD OFDMA MODE: 26-Tones, RU Index 0

Test Engineer:	CW 20756
Test Date:	2022-08-03

(NOTE: POWER and PSD were tested by radiated method)

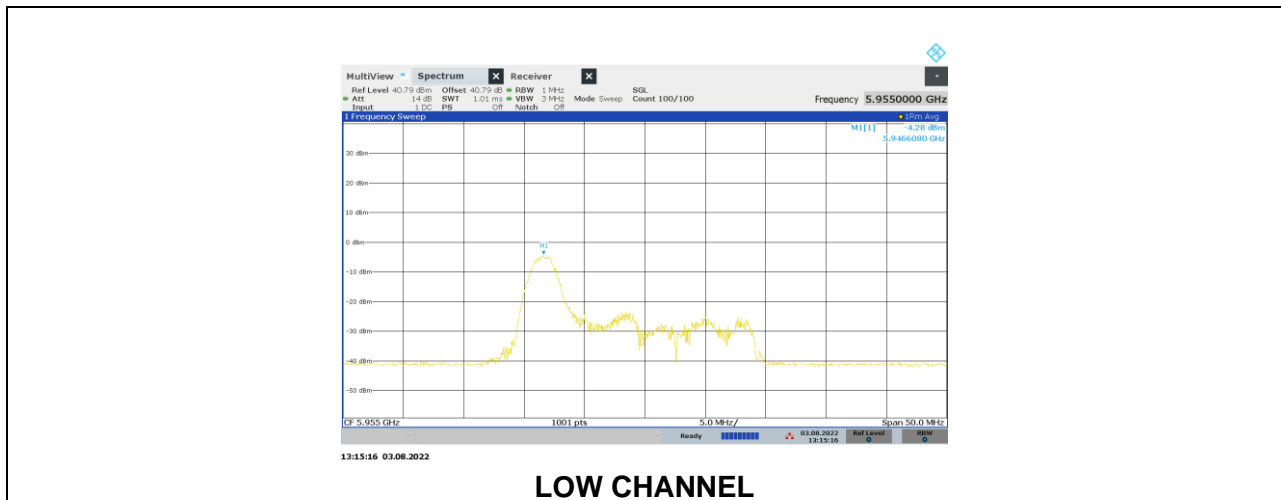
Duty Cycle CF (dB)	1.96	Included in Calculations of Corr'd Power & PSD
---------------------------	------	---

Output Power Results

Channel	Frequency (MHz)	Meas EIRP Power (dBm)	Total Corr'd EIRP (dBm)	Power Limit EIRP (dBm)	Power Margin (dB)
Low	5955	-1.48	0.48	24.00	-23.52

PSD Results

Channel	Frequency (MHz)	Meas EIRP PSD (dBm)	Total Corr'd PSD (dBm)	PSD Limit (dBm)	PSD Margin (dB)
Low	5955	-4.28	-2.32	-1.00	-1.32



2TX Antenna 1 + Antenna 4 CDD OFDMA MODE: 26-Tones, RU Index 4

Test Engineer:	CW 20756
Test Date:	2022-08-03

(NOTE: **POWER** and **PSD** were tested by radiated method)

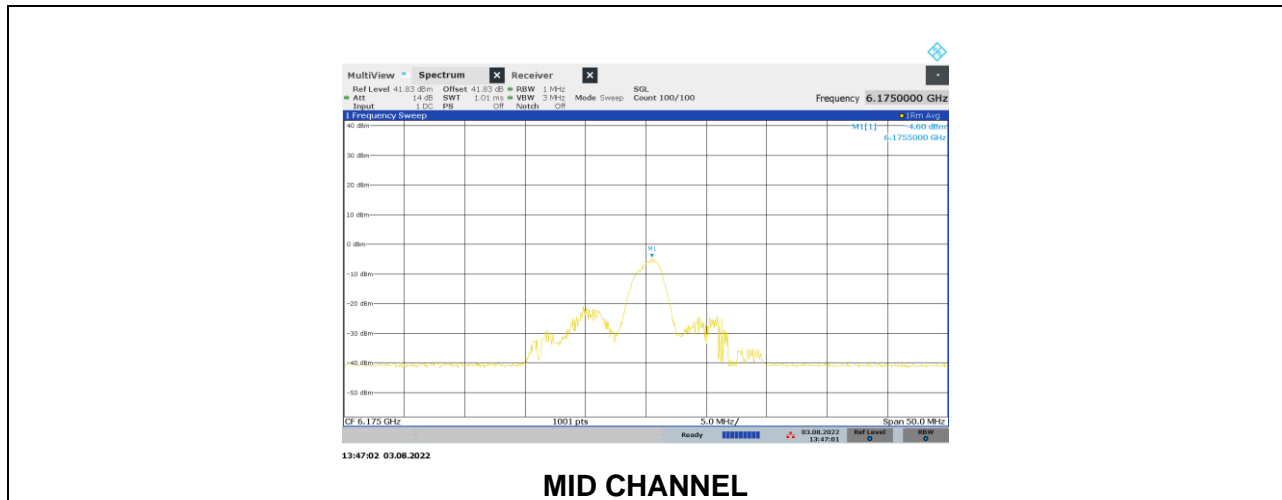
Duty Cycle CF (dB)	1.96	Included in Calculations of Corr'd Power & PSD
---------------------------	------	---

Output Power Results

Channel	Frequency (MHz)	Meas EIRP Power (dBm)	Total Corr'd EIRP (dBm)	Power Limit EIRP (dBm)	Power Margin (dB)
Mid	6175	-0.04	1.92	24.00	-22.08

PSD Results

Channel	Frequency (MHz)	Meas EIRP PSD (dBm)	Total Corr'd PSD (dBm)	PSD Limit (dBm)	PSD Margin (dB)
Mid	6175	-4.60	-2.64	-1.00	-1.64



2TX Antenna 1 + Antenna 4 CDD OFDMA MODE: 26-Tones, RU Index 8

Test Engineer:	CW 20756
Test Date:	2022-08-03

(NOTE: **POWER** and **PSD** were tested by radiated method)

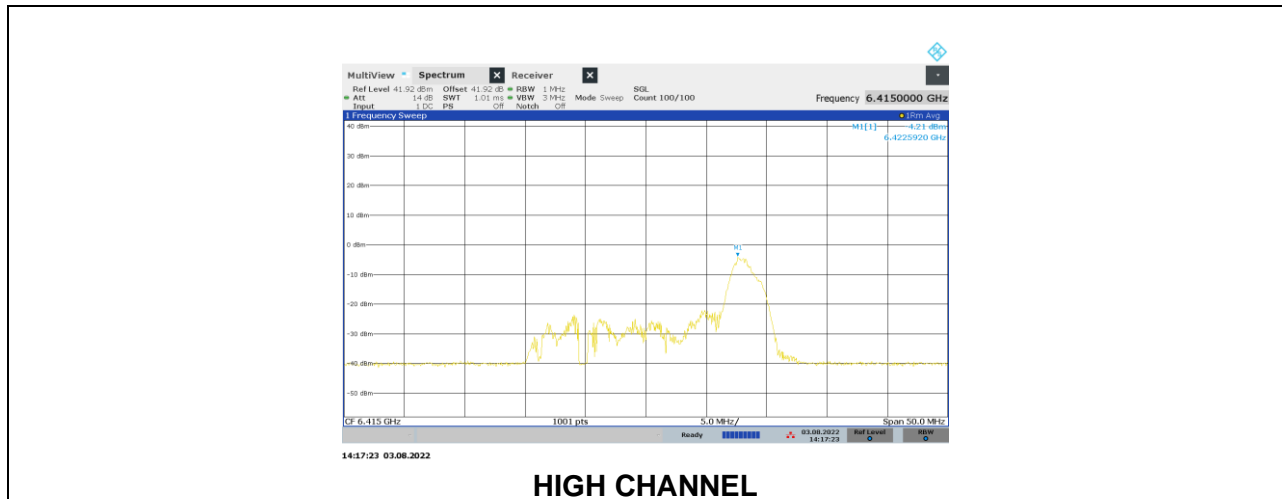
Duty Cycle CF (dB)	1.96	Included in Calculations of Corr'd Power & PSD
---------------------------	------	---

Output Power Results

Channel	Frequency (MHz)	Meas EIRP Power (dBm)	Total Corr'd EIRP (dBm)	Power Limit EIRP (dBm)	Power Margin (dB)
High	6415	-0.22	1.74	24.00	-22.26

PSD Results

Channel	Frequency (MHz)	Meas EIRP PSD (dBm)	Total Corr'd PSD (dBm)	PSD Limit (dBm)	PSD Margin (dB)
High	6415	-4.21	-2.25	-1.00	-1.25



2TX Antenna 1 + Antenna 4 CDD OFDMA MODE: 242-Tones, RU Index 61

Test Engineer:	CW 20756
Test Date:	2022-08-03

(NOTE: **POWER** and **PSD** were tested by radiated method)

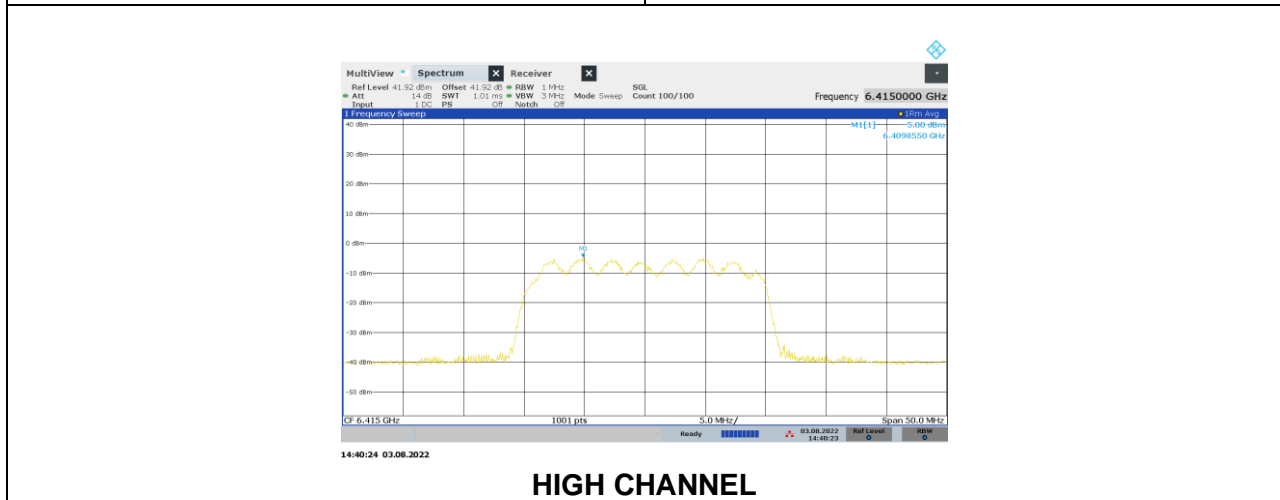
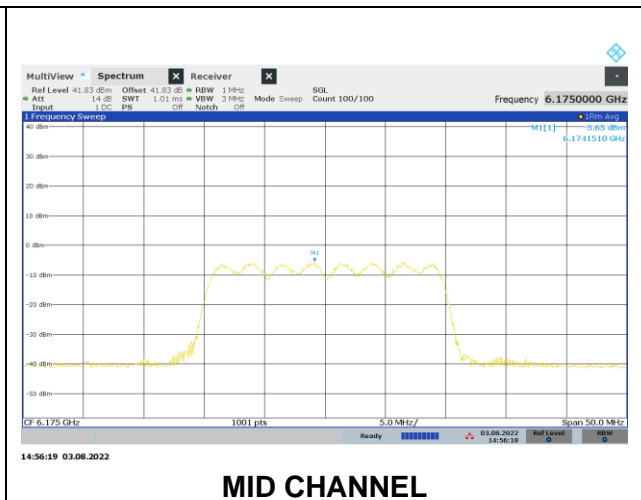
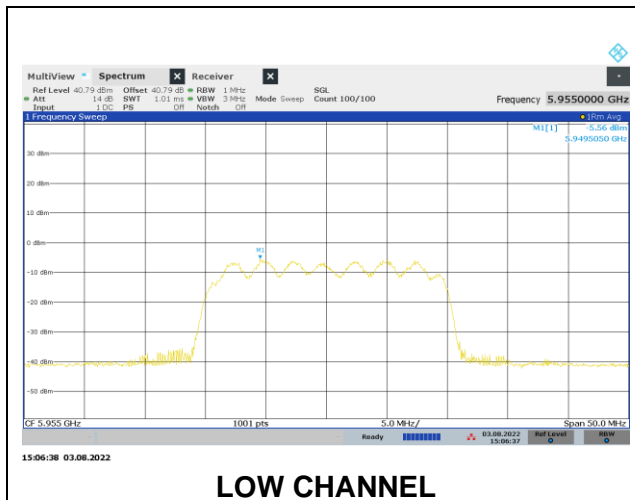
Duty Cycle CF (dB)	2.91	Included in Calculations of Corr'd Power & PSD
---------------------------	------	---

Output Power Results

Channel	Frequency (MHz)	Meas EIRP Power (dBm)	Total Corr'd EIRP (dBm)	Power Limit EIRP (dBm)	Power Margin (dB)
Low	5955	8.50	11.41	24.00	-12.59
Mid	6175	8.21	11.12	24.00	-12.88
High	6415	8.16	11.07	24.00	-12.93

PSD Results

Channel	Frequency (MHz)	Meas EIRP PSD (dBm)	Total Corr'd PSD (dBm)	PSD Limit (dBm)	PSD Margin (dB)
Low	5955	-5.56	-2.65	-1.00	-1.65
Mid	6175	-5.65	-2.74	-1.00	-1.74
High	6415	-5.00	-2.09	-1.00	-1.09



2TX Antenna 1 + Antenna 4 CDD OFDMA MODE: SU, Single User

Test Engineer:	CW 20756
Test Date:	2022-08-03

(NOTE: **POWER** was tested by radiated method)

Duty Cycle CF (dB)	1.37	Included in Calculations of Corr'd Power
---------------------------	------	---

Output Power Results

Channel	Frequency (MHz)	Meas EIRP Power (dBm)	Total Corr'd EIRP (dBm)	Power Limit EIRP (dBm)	Power Margin (dB)
Low	5955	8.28	9.65	24.00	-14.35
Mid	6175	7.99	9.36	24.00	-14.64
High	6415	8.01	9.38	24.00	-14.62

9.4.2. 802.11ax HE40 MODE 2TX IN THE UNII-5 BAND

2TX Antenna 1 + Antenna 4 CDD OFDMA MODE: 26-Tones, RU Index 0

Test Engineer:	CW 20756
Test Date:	2022-08-04

(NOTE: POWER and PSD were tested by radiated method)

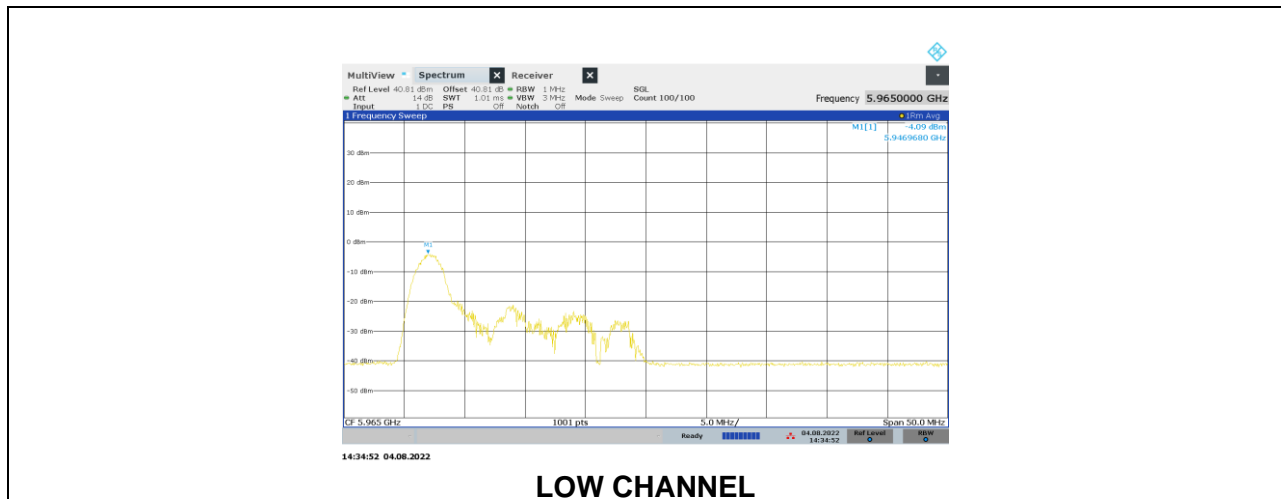
Duty Cycle CF (dB)	1.96	Included in Calculations of Corr'd Power & PSD
--------------------	------	--

Output Power Results

Channel	Frequency (MHz)	Meas EIRP Power (dBm)	Total Corr'd EIRP (dBm)	Power Limit EIRP (dBm)	Power Margin (dB)
Low	5965	2.27	4.23	24.00	-19.77

PSD Results

Channel	Frequency (MHz)	Meas EIRP PSD (dBm)	Total Corr'd PSD (dBm)	PSD Limit (dBm)	PSD Margin (dB)
Low	5965	-4.09	-2.13	-1.00	-1.13



2TX Antenna 1 + Antenna 4 CDD OFDMA MODE: 26-Tones, RU Index 8

Test Engineer:	CW 20756
Test Date:	2022-08-04

(NOTE: **POWER** and **PSD** were tested by radiated method)

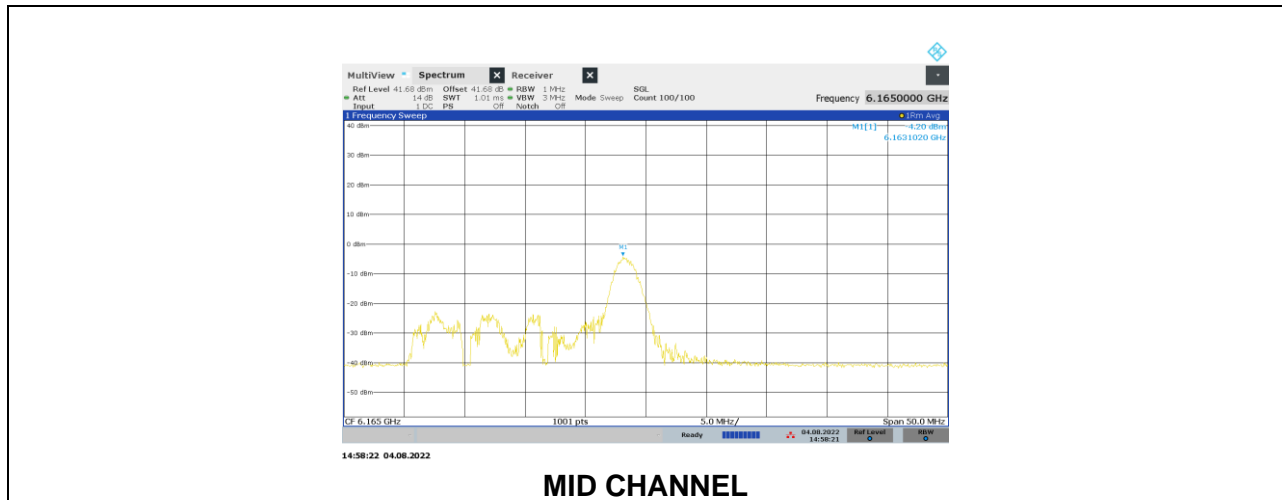
Duty Cycle CF (dB)	1.96	Included in Calculations of Corr'd Power & PSD
---------------------------	------	---

Output Power Results

Channel	Frequency (MHz)	Meas EIRP Power (dBm)	Total Corr'd EIRP (dBm)	Power Limit EIRP (dBm)	Power Margin (dB)
Mid	6165	1.16	3.12	24.00	-20.88

PSD Results

Channel	Frequency (MHz)	Meas EIRP PSD (dBm)	Total Corr'd PSD (dBm)	PSD Limit (dBm)	PSD Margin (dB)
Mid	6165	-4.20	-2.24	-1.00	-1.24



2TX Antenna 1 + Antenna 4 CDD OFDMA MODE: 26-Tones, RU Index 17

Test Engineer:	CW 20756
Test Date:	2022-08-04

(NOTE: **POWER** and **PSD** were tested by radiated method)

Duty Cycle CF (dB)	1.96	Included in Calculations of Corr'd Power & PSD
---------------------------	------	---

Output Power Results

Channel	Frequency (MHz)	Meas EIRP Power (dBm)	Total Corr'd EIRP (dBm)	Power Limit EIRP (dBm)	Power Margin (dB)
High	6405	1.36	3.32	24.00	-20.68

PSD Results

Channel	Frequency (MHz)	Meas EIRP PSD (dBm)	Total Corr'd PSD (dBm)	PSD Limit (dBm)	PSD Margin (dB)
High	6405	-4.00	-2.04	-1.00	-1.04

