


## 12. SETUP PHOTOS

### ANTENNA PORT AND AC LINE CONDUCTED SETUP



**RF ANTENNA PORT CONDUCTED**




**AC LINE CONDUCTED (FRONT)**




**AC LINE CONDUCTED (BACK)**

**RADIATED RF MEASUREMENT SETUP**




**BELOW 30MHz (FRONT)**




**BELOW 30MHz (BACK)**



**BELOW 1GHz (FRONT)**



**BELOW 1GHz (BACK)**



**ABOVE 1GHz (FRONT)**



**ABOVE 1GHz (BACK)**

**END OF TEST REPORT**