




## 12. SETUP PHOTOS


### ANTENNA PORT AND AC LINE CONDUCTED SETUP




**RADIATED RF MEASUREMENT SETUP**




**BELOW 30MHz (FRONT)**




**BELOW 30MHz (BACK)**




**BELOW 1GHz (FRONT)**



**BELOW 1GHz (BACK)**



**ABOVE 1GHz (FRONT)**




**ABOVE 1GHz (BACK)**

**ORIENTATIONS**



**CONFIGURATION 1**



**CONFIGURATION 2**



**CONFIGURATION 3**



**CONFIGURATION 4**



**CONFIGURATION 5**

**END OF TEST REPORT**