


12. SETUP PHOTOS


ANTENNA PORT AND AC LINE CONDUCTED SETUP



RADIATED RF MEASUREMENT SETUP




BELOW 30MHz (BACK)




BELOW 30MHz (FRONT)




BELOW 1GHz (BACK)



BELOW 1GHz (FRONT)



ABOVE 1GHz (BACK)




ABOVE 1GHz (FRONT)

ORIENTATIONS



CONFIGURATION 1



CONFIGURATION 2



CONFIGURATION 3



CONFIGURATION 4



CONFIGURATION 5

END OF TEST REPORT