



SONO01 PHOTOS – FCC/ISED TEST SETUP

Company: Sonos, Inc

Model Name: S26

1. Test Setup Photographs

1.1.1. Test Setup - CE - AC Conducted Emissions




SONO01 AC Mains Cond Front




SONO01 AC Mains Cond Side


1.1.2. Test Setup - DFS - Conducted - DFS - Conducted



DFS RF Connections




DFS Side View



DFS Test Setup Overall


1.1.3. Test Setup - RE#1 - Radiated Emissions - 3m Chamber



SONO01 Digital Emissions 1-6 G




SONO01 Digital Emissions 30-1000




SONO01 Spurious Emissions 1-18G

1.1.4. Test Setup - RF#1 - Conducted



Conducted RF

1.1.5. Test Setup - RF#2 - Conducted



Conducted RF Test Setup



575 Boulder Court
Pleasanton, California 94566, USA
Tel: +1 (925) 462 0304
Fax: +1 (925) 462 0306
www.micomlabs.com