




## 12. SETUP PHOTOS

### ANTENNA PORT CONDUCTED RF MEASUREMENT SETUP




### RADIATED RF MEASUREMENT SETUP (BELOW 1 GHz)





**RADIATED RF MEASUREMENT SETUP (ABOVE 1 GHz)**





**POWERLINE CONDUCTED EMISSIONS MEASUREMENT SETUP**





**END OF REPORT**