


APPENDIX 1: Photographs of test setup

Conducted emission
With CLi Feeder
Front



Rear




Conducted emission
Without CLi Feeder
Front




Rear



Radiated emission
With CLi Feeder
Front




Rear



Radiated emission
Without CLi Feeder
Front



Rear



Worst Case Position (Z-axis)

X-axis



Y-axis



Z-axis

