


TEST SETUP




RF Conducted Test setup (BT/WIFI)




DFS




RE 9KHz~30MHz



RE 30MHz~1GHz



RE>1GHz



AC POWER LINE