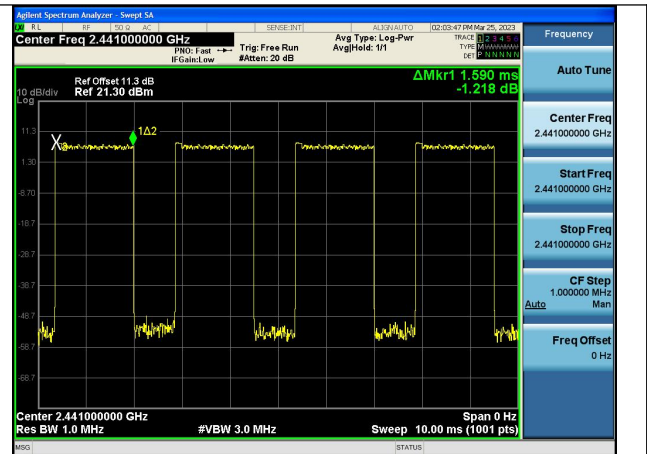
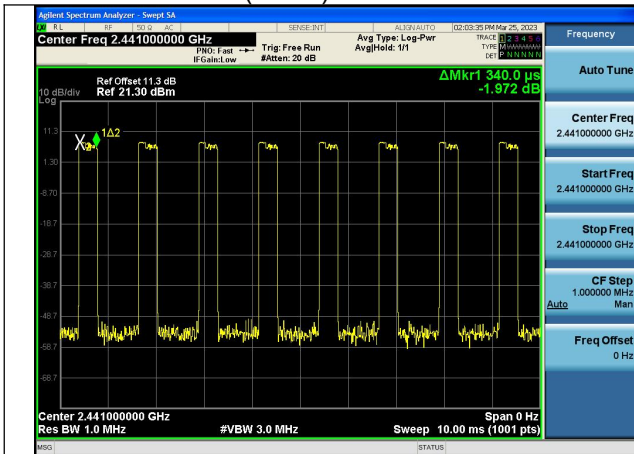
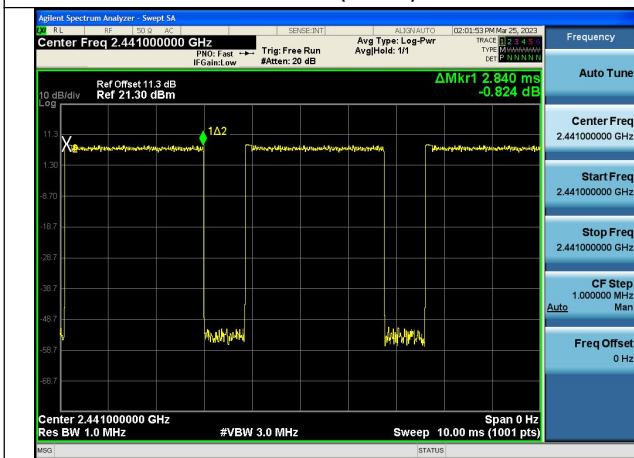


Test Mode: 8DPSK(3DH5)



Test Mode:8DPSK(3DH1) 2441MHz

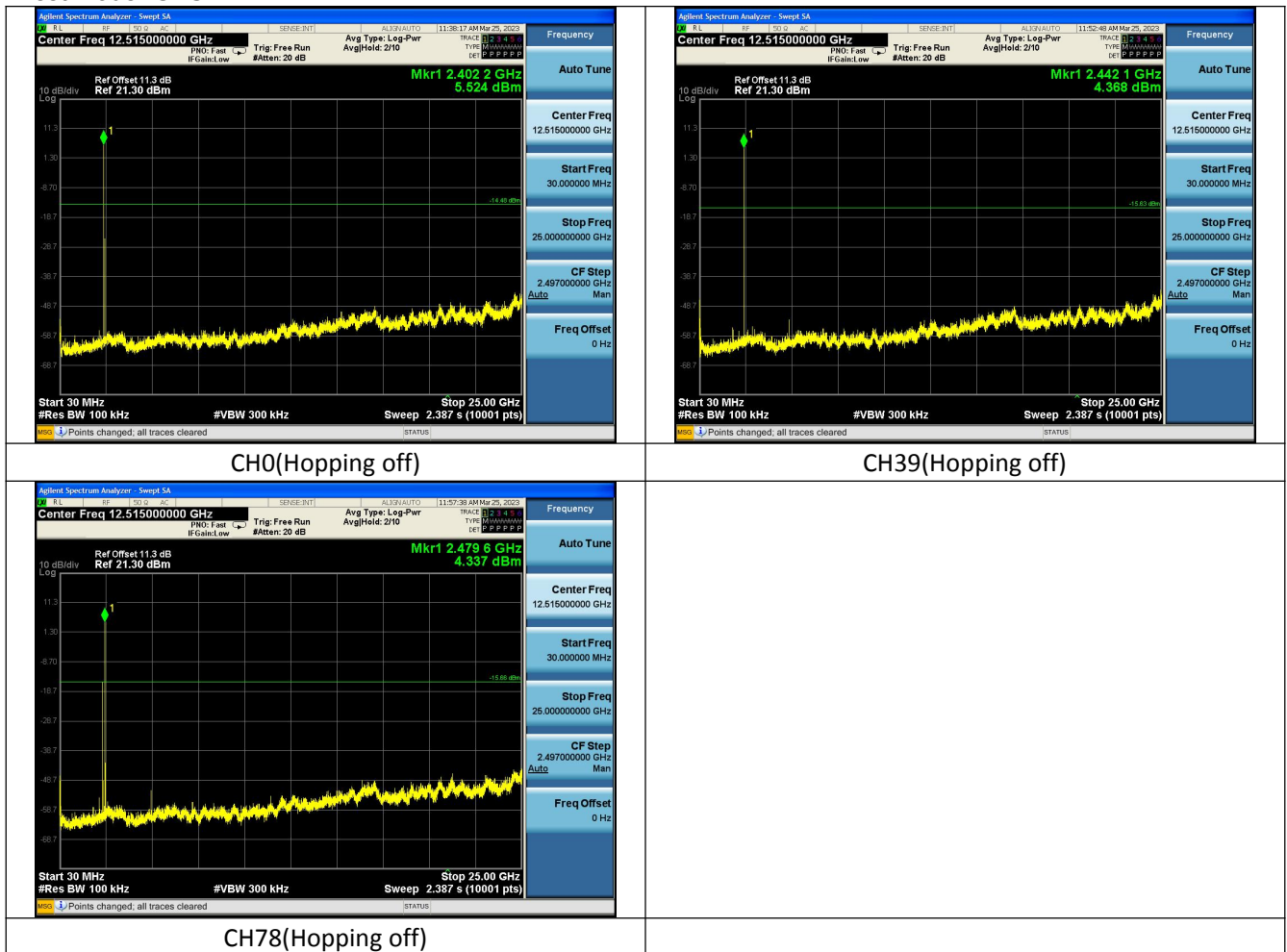
Test Mode:8DPSK(3DH3) 2441MHz



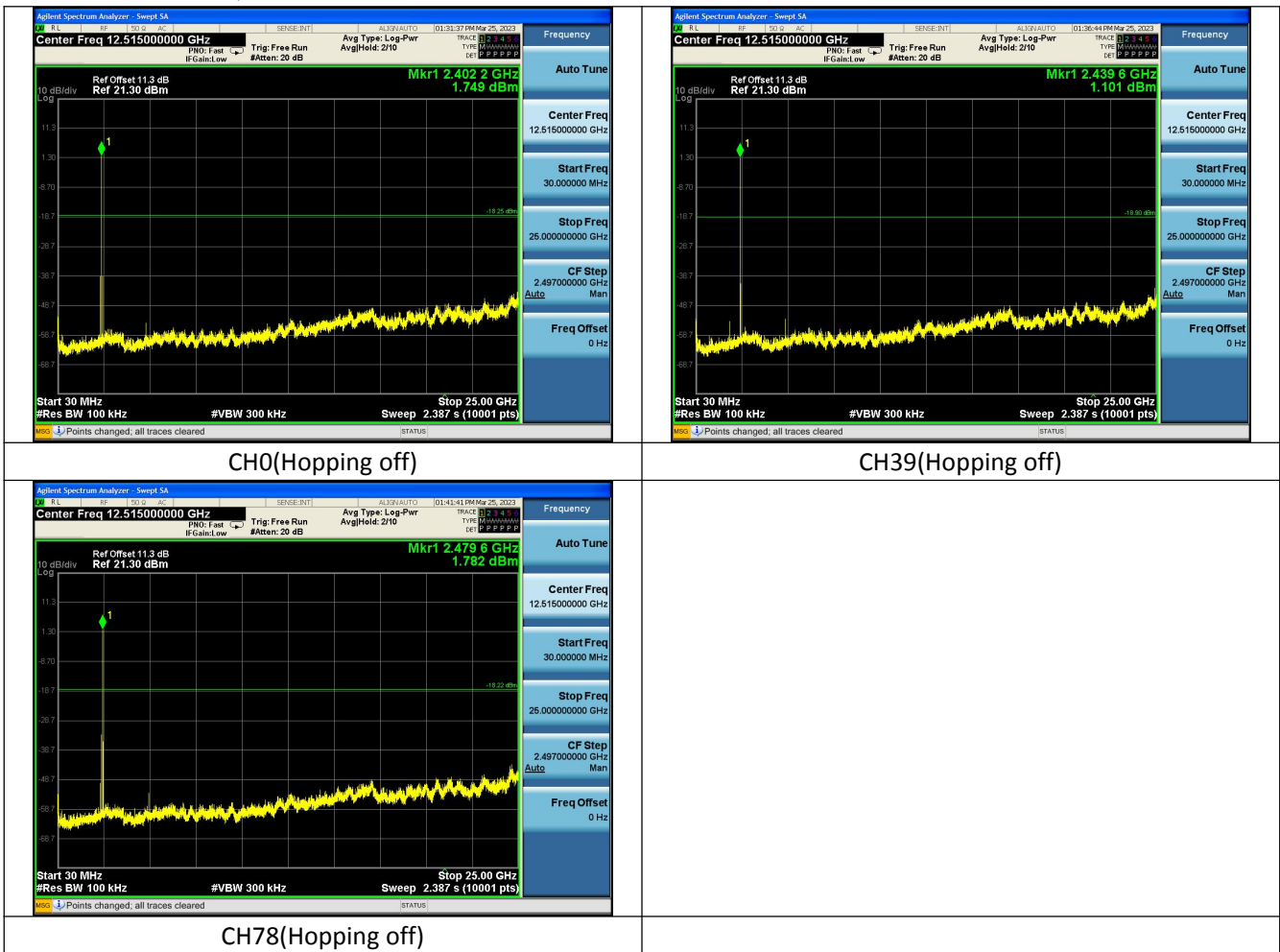
Test Mode:8DPSK(3DH5) 2441MHz

## 6 Conducted Out of band emission measurement

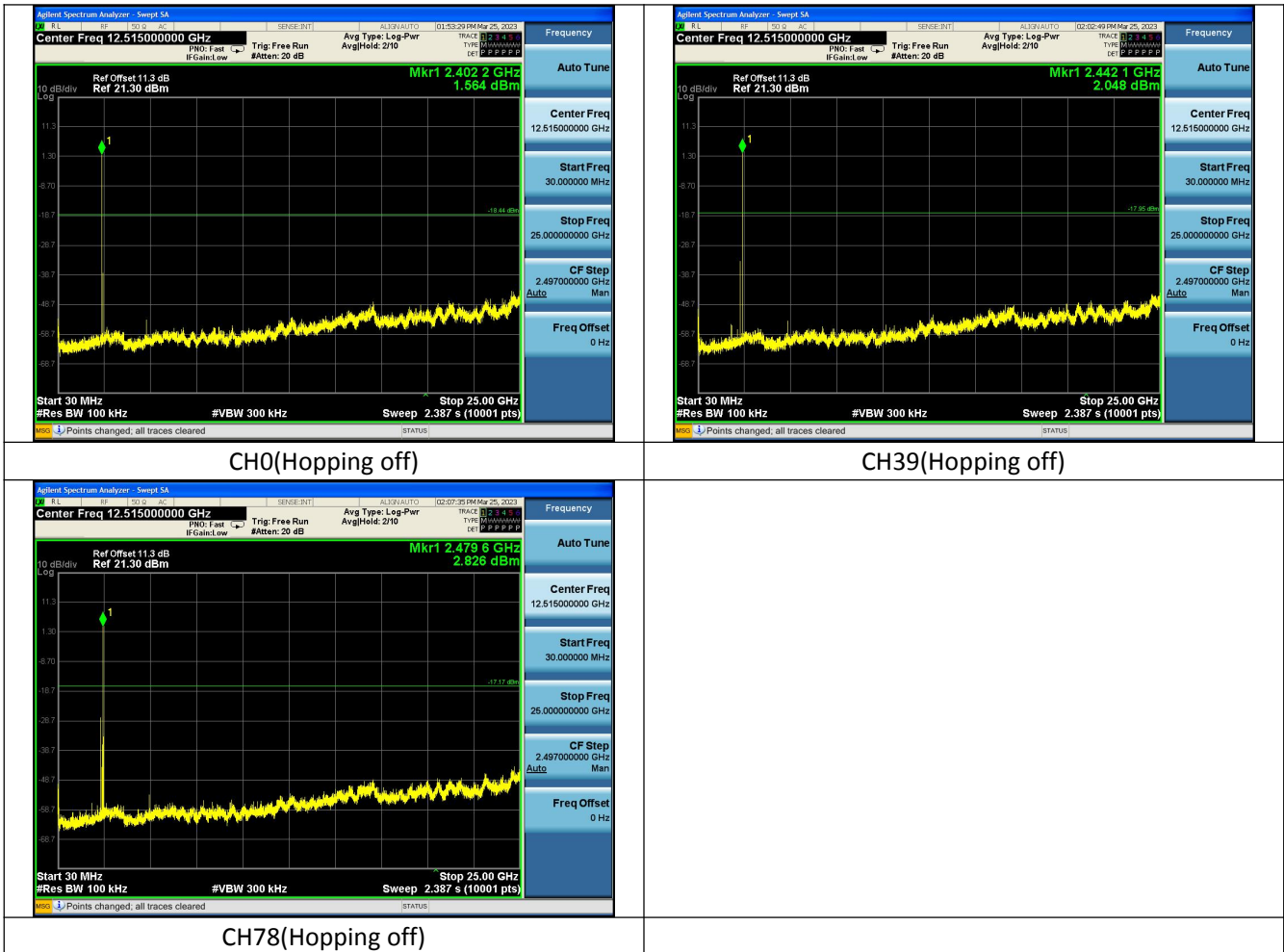
Test Mode: GFSK



Test Mode:  $\pi/4$ DQPSK

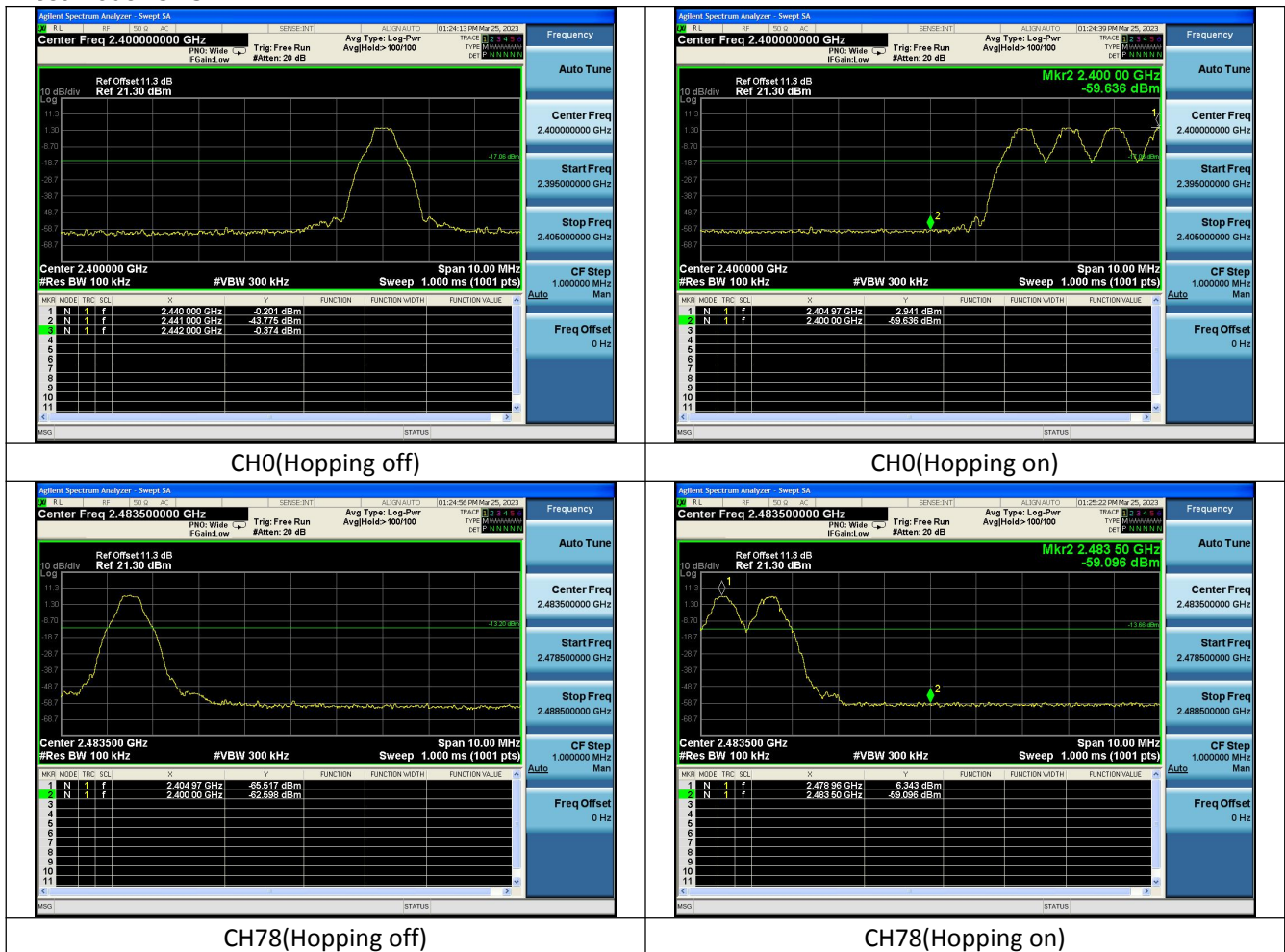


Test Mode: 8DPSK

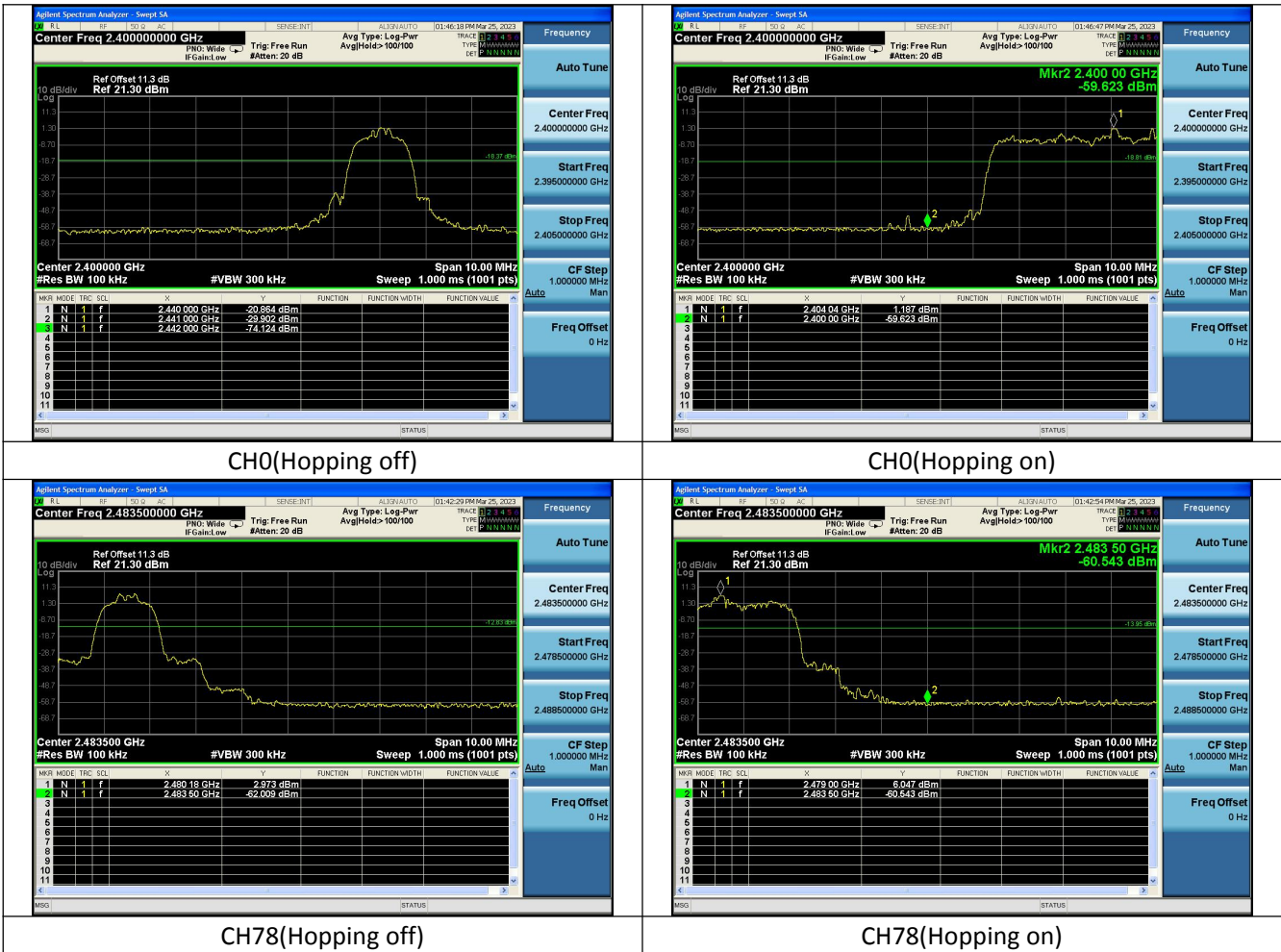


## 7 Band Edge measurement

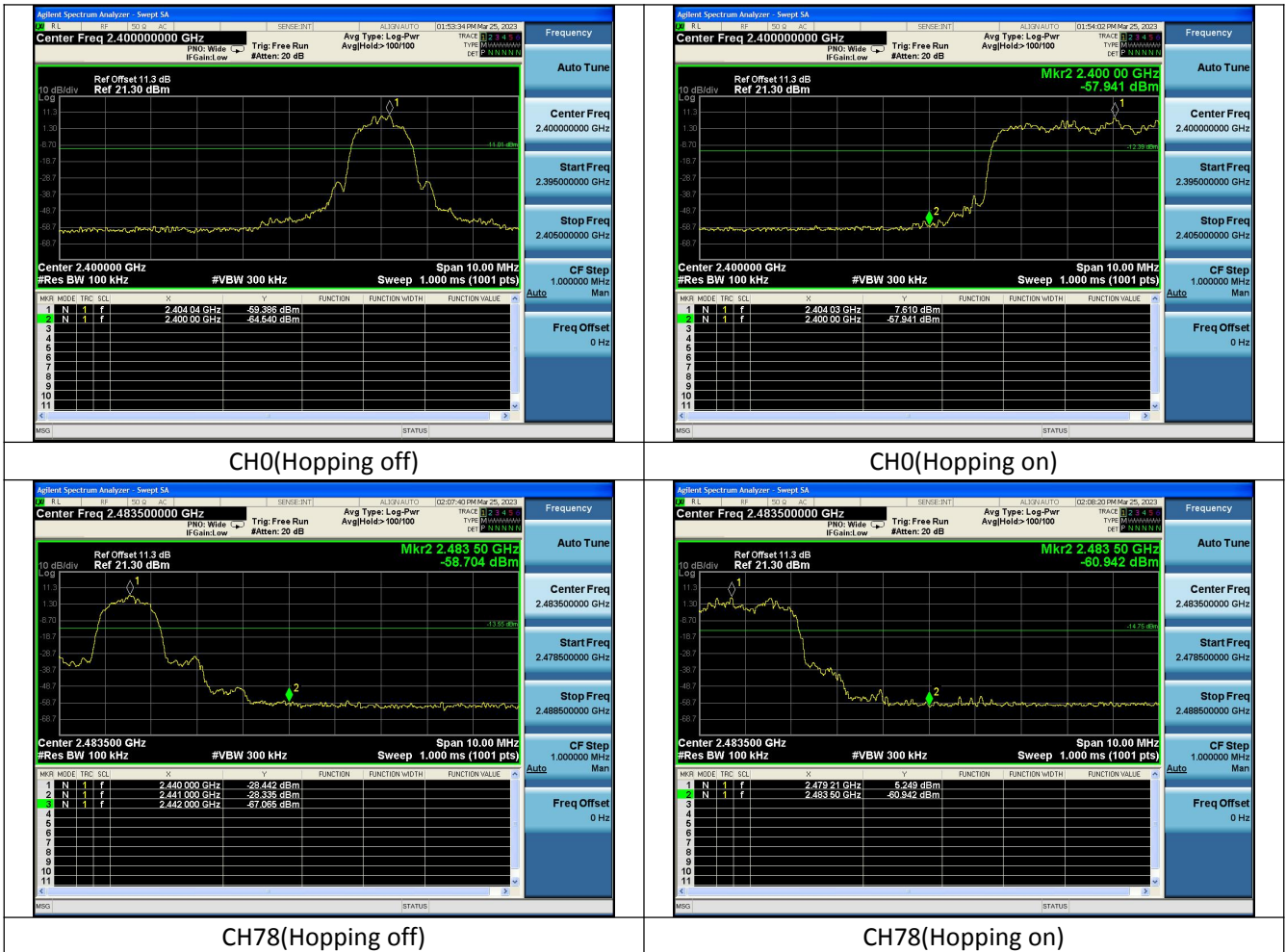
Test Mode: GFSK



Test Mode:  $\pi/4$ DQPSK



Test Mode: 8DPSK



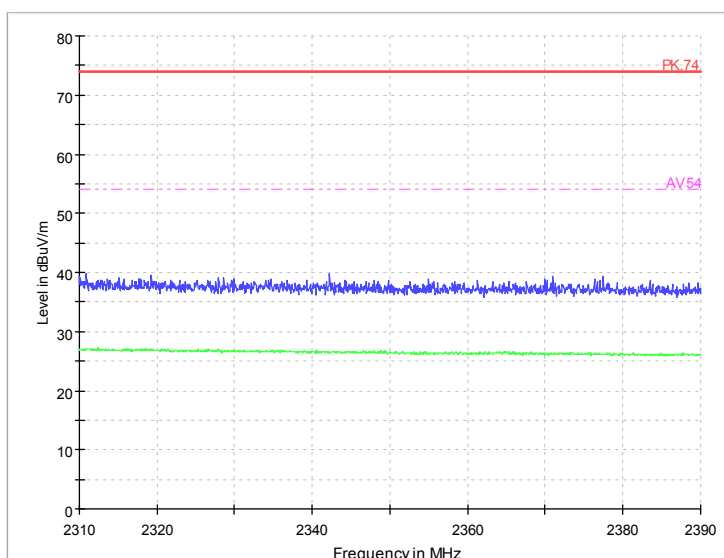
## **APPENDIX B – TEST DATA OF RADIATED EMISSION**

Note1:Both horizontal and vertical polarizations of the antenna are set to make the measurement.

Note2:Because the test result is more than 20dB below the limit value, there was no point being taken

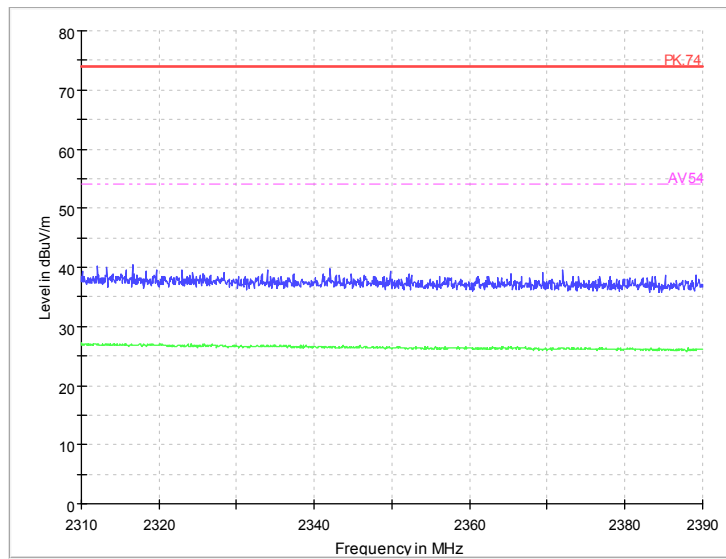
### **Radiated Emission Band Edge**

After comparison the worst case attitude is EUT vertical. The relevant tests have been performed in order to verify in which mode would have the worst features, the result show above is the worst case.

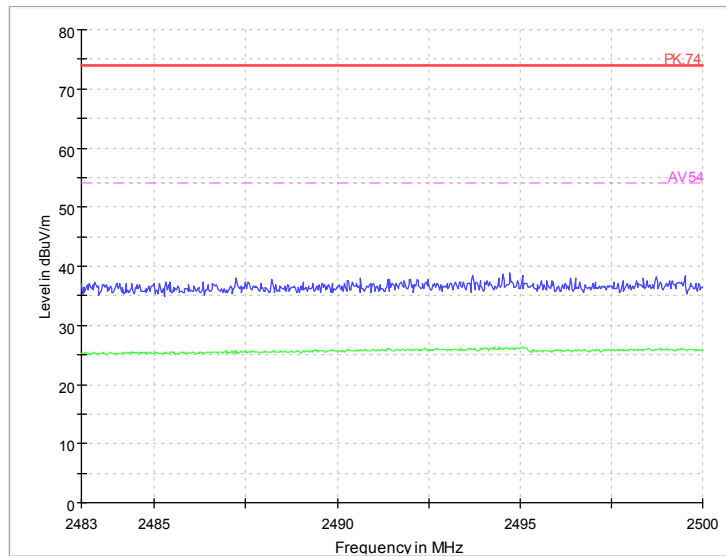


**Radiated Emission Band Edge**  
Channel No.:0  
Test Mode: GFSK  
Polarization: V

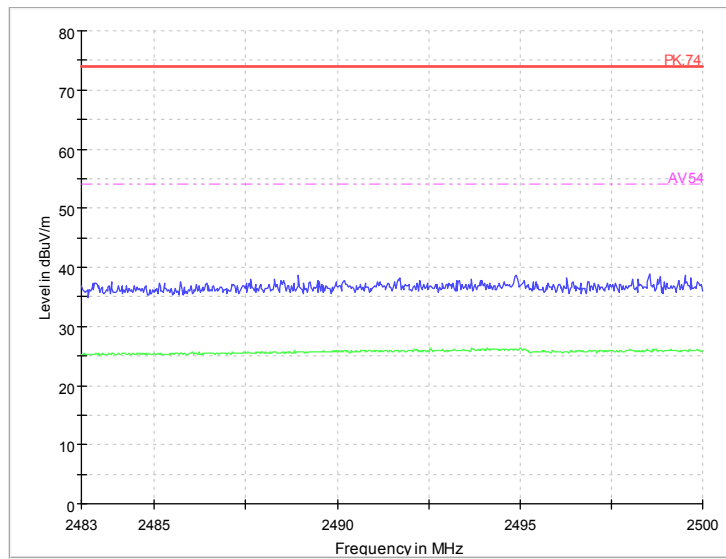




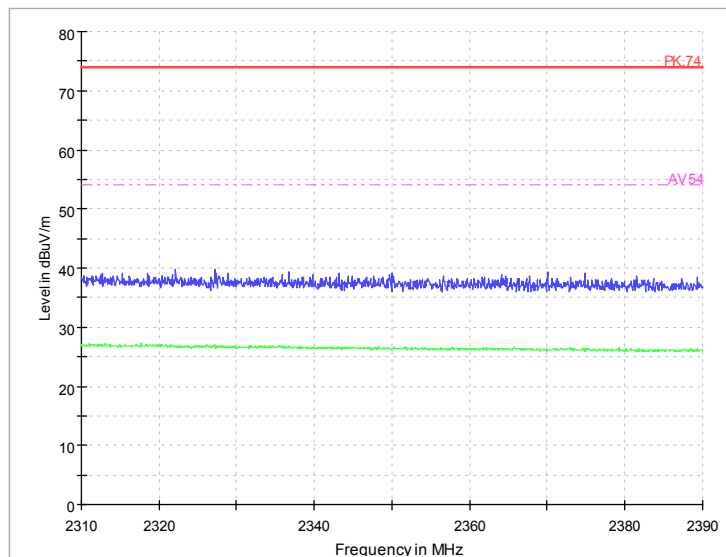
Radiated Emission Band Edge  
Channel No.:0  
Test Mode: GFSK  
Polarization: H



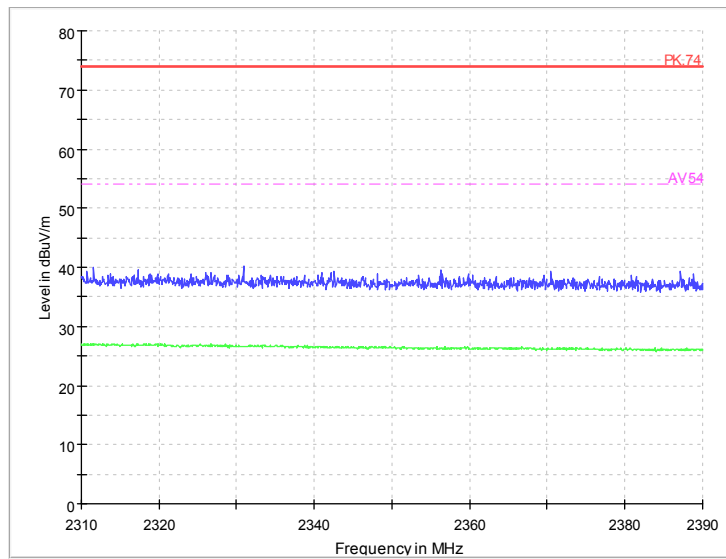
Radiated Emission Band Edge  
Channel No.:78  
Test Mode: GFSK  
Polarization: V



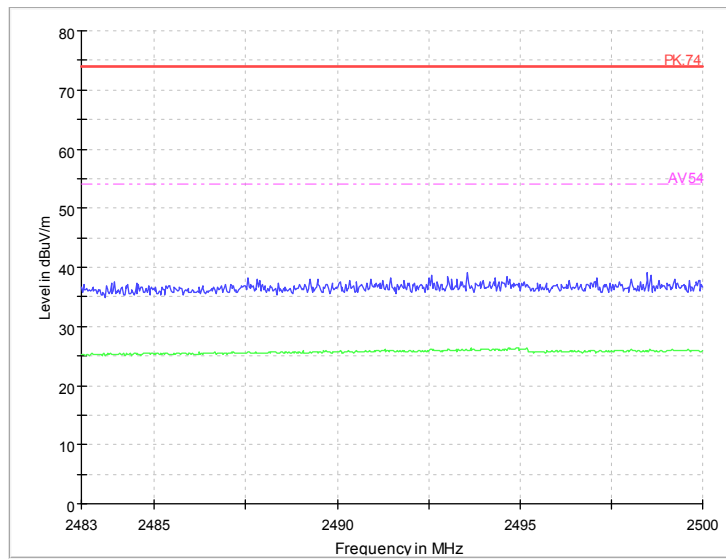
Radiated Emission Band Edge  
Channel No.:78  
Test Mode: GFSK  
Polarization: H



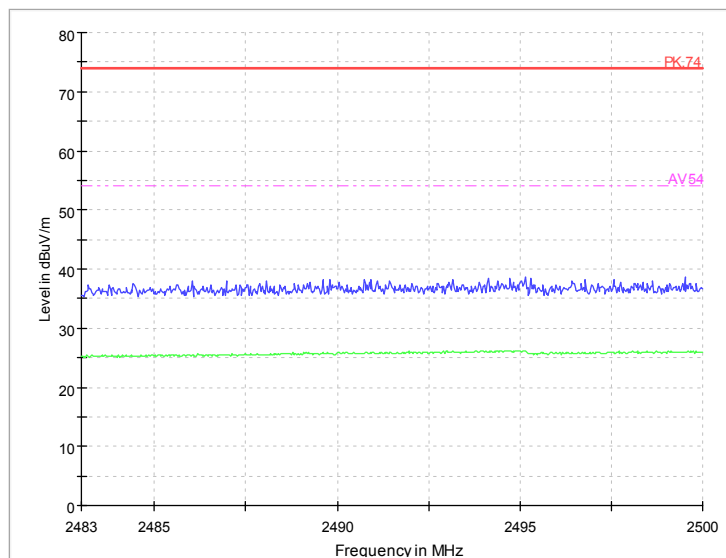
Radiated Emission Band Edge  
Channel No.:0  
Test Mode:  $\pi/4$ DQPSK  
Polarization: V



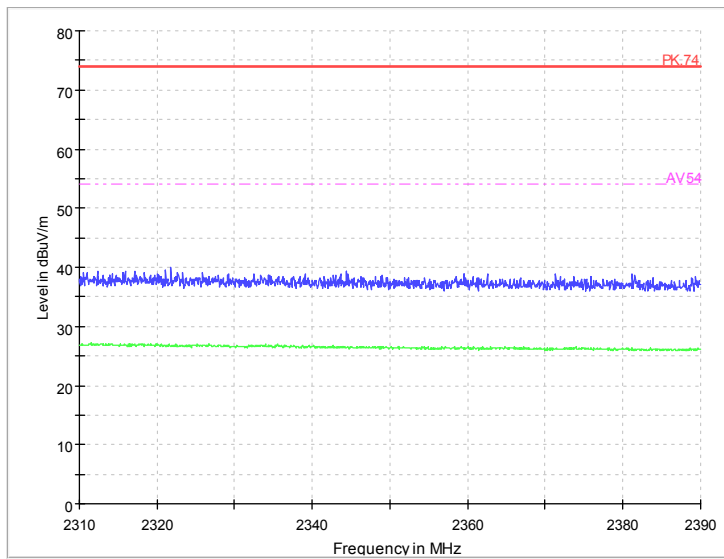
Radiated Emission Band Edge  
Channel No.:0  
Test Mode:  $\pi/4$ DQPSK  
Polarization: H



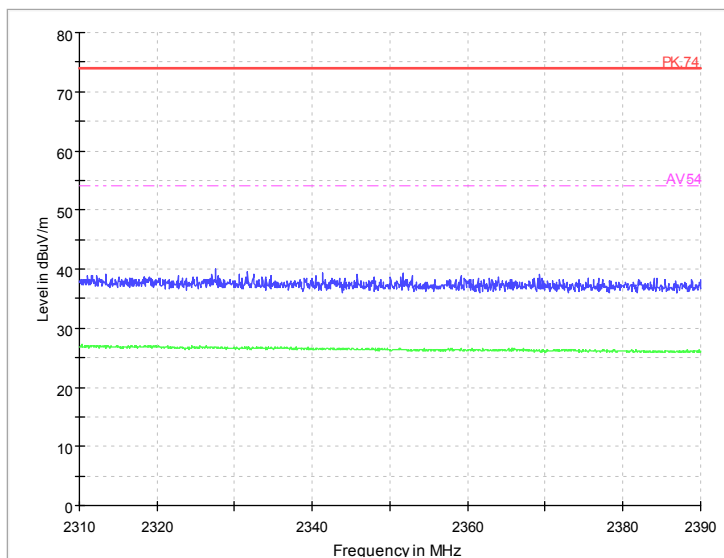
Radiated Emission Band Edge  
Channel No.:78  
Test Mode:  $\pi/4$ DQPSK  
Polarization: V



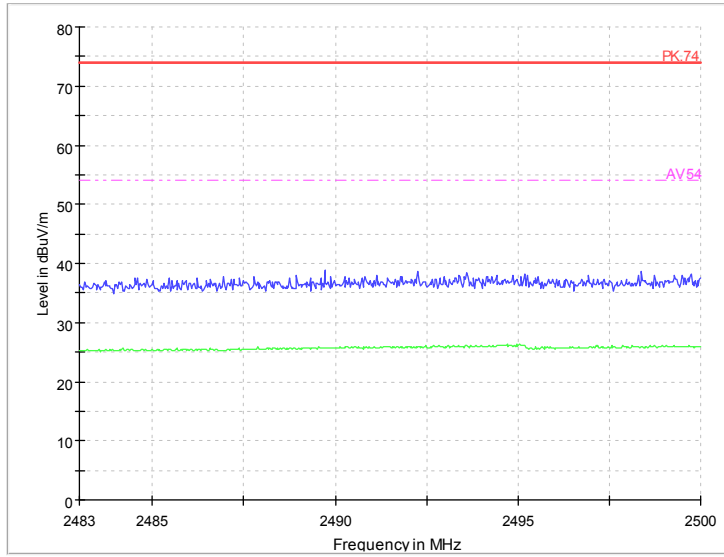
Radiated Emission Band Edge  
Channel No.:78  
Test Mode:  $\pi/4$ DQPSK  
Polarization: H



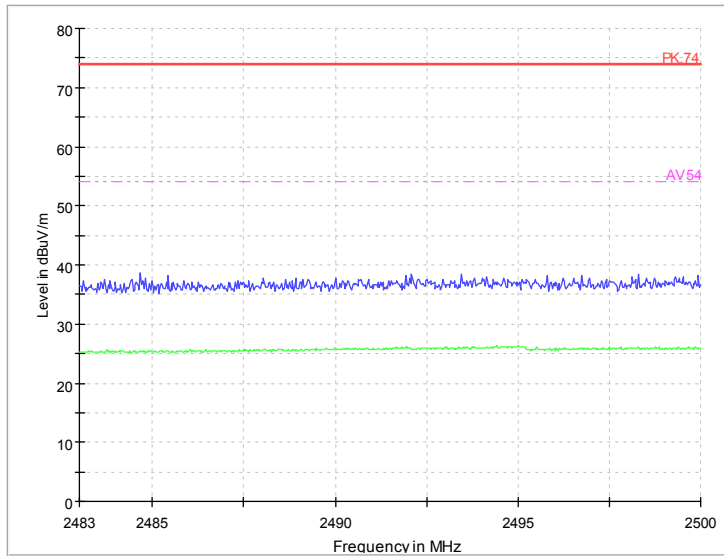
Radiated Emission Band Edge  
Channel No.:0  
Test Mode: 8DPSK  
Polarization: V



Radiated Emission Band Edge  
Channel No.:0  
Test Mode: 8DPSK  
Polarization: H



Radiated Emission Band Edge  
Channel No.:78  
Test Mode: 8DPSK  
Polarization: V



Radiated Emission Band Edge  
Channel No.:78  
Test Mode: 8DPSK  
Polarization: H

## 2.2.7.4 Test result

### Sample Calculations

#### Determining Spurious Emissions Levels

A “reference path loss” is established and the  $A_{Rpl}$  is the attenuation of “reference path loss”, and including the gain of receive antenna, the gain of the preamplifier, the cable loss. The measurement results are obtained as described below:  $Result = P_{mea} + A_{Rpl}$

Sample calculation:  $(6.96 \text{ dB}\mu\text{V/m}) = (24.76 \text{ dB}\mu\text{V}) + (-17.8 \text{ dB/m})$ , the corresponding frequency is 46.296000MHz.

The worst case attitude: The Module lay down.

For GFSK

Channel No.:0

Frequency (MHz)	Result (dBuV/m)	Limit (dBuV/m)	Margin (dB)	ARpl (dB/m)	Pmea (dBuV)	Polarity
46.296000	6.96	40.00	33.04	-17.8	24.76	Vertical
57.160000	4.43	40.00	35.57	-18.5	22.93	Vertical
98.579000	5.84	43.50	37.66	-19.4	25.24	Vertical
182.096000	3.27	43.50	40.23	-20.7	23.97	Vertical
545.603500	11.36	46.00	34.64	-9.8	21.16	Vertical
917.598500	16.47	46.00	29.53	-3.0	19.47	Vertical

For  $\pi/4$ DQPSK

Channel No.:0

Frequency (MHz)	Result (dBuV/m)	Limit (dBuV/m)	Margin (dB)	ARpl (dB/m)	Pmea (dBuV)	Polarity
43.580000	4.28	40.00	35.72	-18.1	22.38	Vertical
60.264000	2.40	40.00	37.60	-18.9	21.30	Vertical
119.725000	2.60	43.50	40.90	-21.3	23.90	Vertical
210.517000	1.89	43.50	41.61	-18.7	20.59	Vertical
430.173500	6.78	46.00	39.22	-12.5	19.28	Vertical
956.398500	16.76	46.00	29.24	-2.6	19.36	Vertical

For 8DPSK

Channel No.:0

Frequency (MHz)	Result (dBuV/m)	Limit (dBuV/m)	Margin (dB)	ARpl (dB/m)	Pmea (dBuV)	Polarity
44.016500	4.56	40.00	35.44	-18.0	22.56	Vertical
57.936000	4.64	40.00	35.36	-18.6	23.24	Vertical
99.985500	4.22	43.50	39.28	-19.1	23.32	Vertical
194.172500	2.91	43.50	40.59	-19.4	22.31	Vertical
515.436500	11.05	46.00	34.95	-10.5	21.55	Vertical
954.701000	16.69	46.00	29.31	-2.7	19.39	Vertical

For GFSK

Channel No.:39

Frequency	Result	Limit	Margin	ARpl	Pmea	Polarity
-----------	--------	-------	--------	------	------	----------

(MHz)	(dBuV/m)	(dBuV/m)	(dB)	(dB/m)	(dBuV)	
41.979500	3.09	40.00	36.91	-18.3	21.39	Vertical
58.566500	4.52	40.00	35.48	-18.6	23.12	Vertical
118.076000	3.03	43.50	40.47	-21.1	24.13	Vertical
257.610500	3.47	46.00	42.53	-17.0	20.47	Vertical
401.946500	6.37	46.00	39.63	-13.0	19.37	Vertical
916.725500	16.38	46.00	29.62	-3.0	19.38	Vertical

For  $\pi/4$ DQPSK  
Channel No.:39

Frequency (MHz)	Result (dBuV/m)	Limit (dBuV/m)	Margin (dB)	ARpl (dB/m)	Pmea (dBuV)	Polarity
35.335000	2.57	40.00	37.43	-19.8	22.37	Vertical
37.081000	2.54	40.00	37.46	-19.3	21.84	Vertical
46.005000	4.96	40.00	35.04	-17.8	22.76	Vertical
54.298500	2.47	40.00	37.53	-18.1	20.57	Vertical
138.785500	0.70	43.50	42.80	-22.7	23.40	Vertical
909.208000	16.49	46.00	29.51	-3.1	19.59	Vertical

For 8DPSK  
Channel No.:39

Frequency (MHz)	Result (dBuV/m)	Limit (dBuV/m)	Margin (dB)	ARpl (dB/m)	Pmea (dBuV)	Polarity
33.686000	3.65	40.00	36.35	-20.3	23.95	Vertical
70.061000	0.69	40.00	39.31	-22.1	22.79	Vertical
96.978500	3.15	43.50	40.35	-19.7	22.85	Vertical
289.475000	3.78	46.00	42.22	-16.3	20.08	Vertical
366.056500	6.06	46.00	39.94	-14.0	20.06	Vertical
905.667500	16.46	46.00	29.54	-3.2	19.66	Vertical



For GFSK  
Channel No.:78

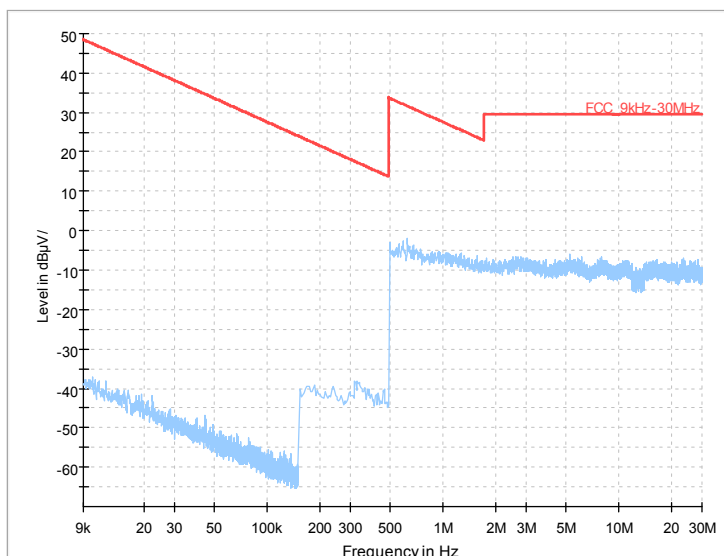
Frequency (MHz)	Result (dBuV/m)	Limit (dBuV/m)	Margin (dB)	ARpl (dB/m)	Pmea (dBuV)	Polarity
51.534000	5.35	40.00	34.65	-17.7	23.05	Vertical
56.675000	4.00	40.00	36.00	-18.4	22.40	Vertical
104.253500	3.35	43.50	40.15	-19.3	22.65	Vertical
200.283500	2.47	43.50	41.03	-19.1	21.57	Vertical
512.817500	11.28	46.00	34.72	-10.5	21.78	Vertical
926.765000	16.56	46.00	29.44	-2.9	19.46	Vertical

For  $\pi/4$ DQPSK  
Channel No.:78

Frequency (MHz)	Result (dBuV/m)	Limit (dBuV/m)	Margin (dB)	ARpl (dB/m)	Pmea (dBuV)	Polarity
47.799500	4.97	40.00	35.03	-17.7	22.67	Vertical
54.783500	4.50	40.00	35.50	-18.1	22.60	Vertical
101.974000	5.08	43.50	38.42	-19.2	24.28	Vertical
212.554000	4.67	43.50	38.83	-18.6	23.27	Vertical
370.809500	8.41	46.00	37.59	-13.8	22.21	Vertical
934.816000	16.58	46.00	29.42	-2.8	19.38	Vertical

For 8DPSK  
Channel No.:78

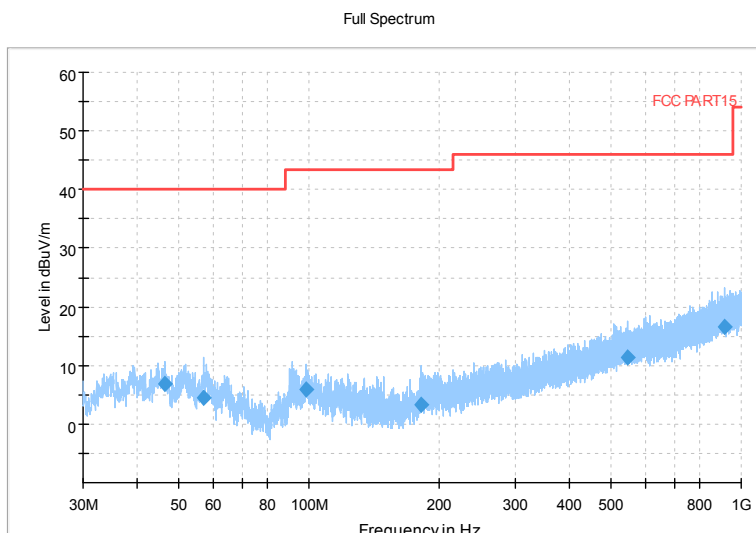
Frequency (MHz)	Result (dBuV/m)	Limit (dBuV/m)	Margin (dB)	ARpl (dB/m)	Pmea (dBuV)	Polarity
36.014000	2.08	40.00	37.92	-19.6	21.68	Vertical
57.160000	4.43	40.00	35.57	-18.5	22.93	Vertical
98.239500	3.68	43.50	39.83	-19.4	23.08	Vertical
191.456500	2.46	43.50	41.04	-19.5	21.96	Vertical
486.191000	10.56	46.00	35.44	-11.1	21.66	Vertical
958.241500	16.45	46.00	29.55	-2.6	19.05	Vertical



Frequency Range: 9kHz -30MHz  
Detector: QP mode

Note: The relevant tests have been performed in order to verify in which mode would have the worst features, the result show above is the worst case.

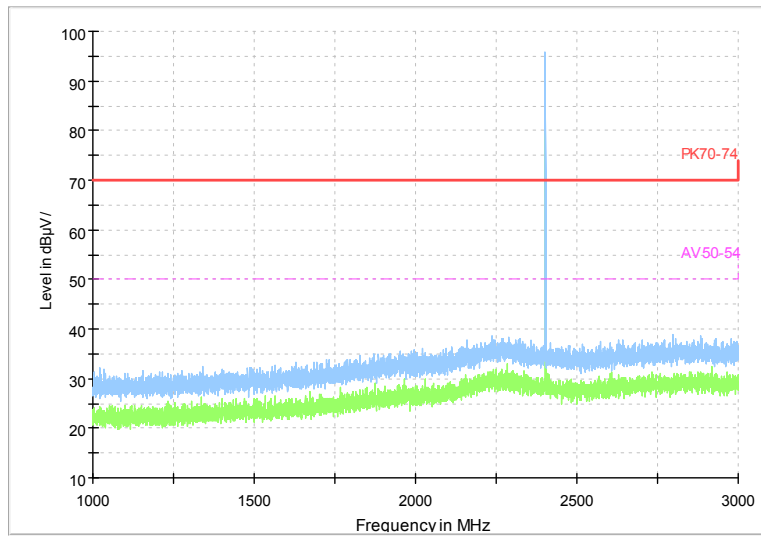
Carrier frequency (MHz): 2402  
Channel No.:0



Comment

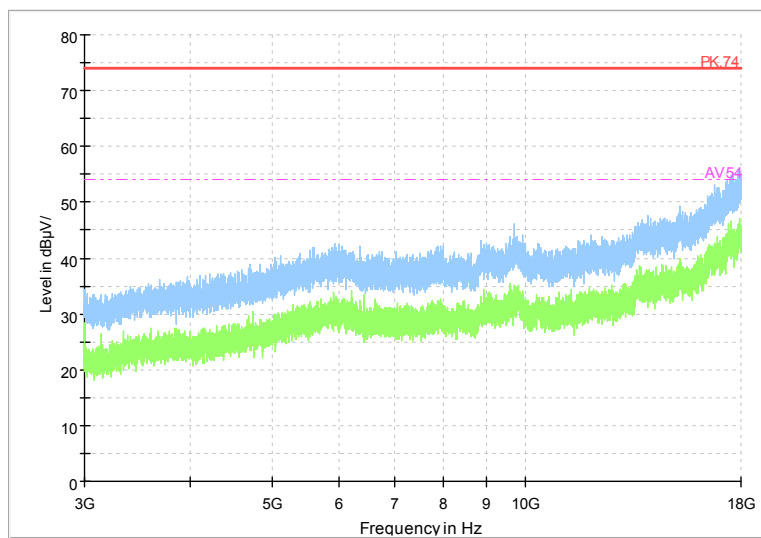
Frequency Range: 30MHz-1000MHz  
Detector: QP mode  
Modulation type: GFSK

Full Spectrum



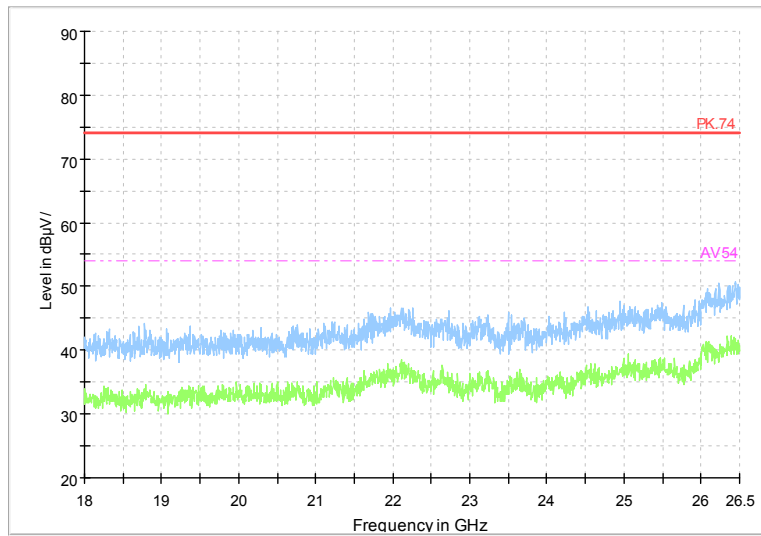
Frequency Range: 1GHz-3GHz  
Detector: Av mode and PK mode  
Modulation type: GFSK

Full Spectrum



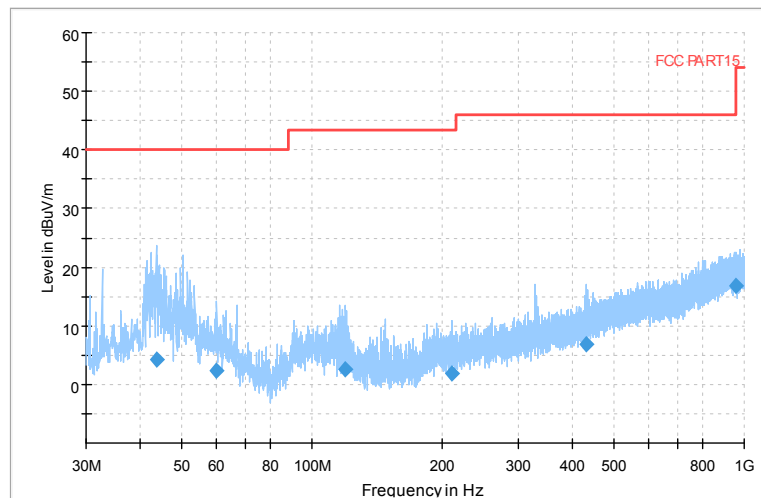
Frequency Range: 3GHz- 18GHz  
Detector: Av mode and PK mode  
Modulation type: GFSK

Full Spectrum



Frequency Range: 18GHz- 26GHz  
Detector: Av mode and PK mode  
Modulation type: GFSK

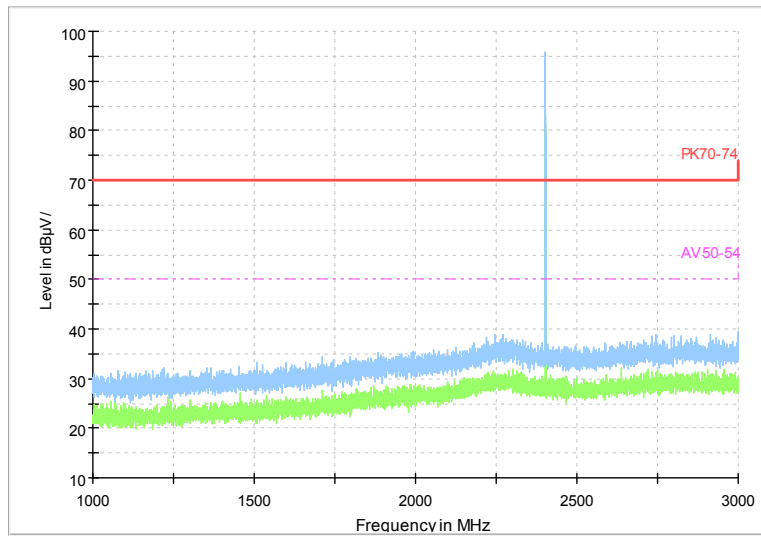
Full Spectrum



Comment

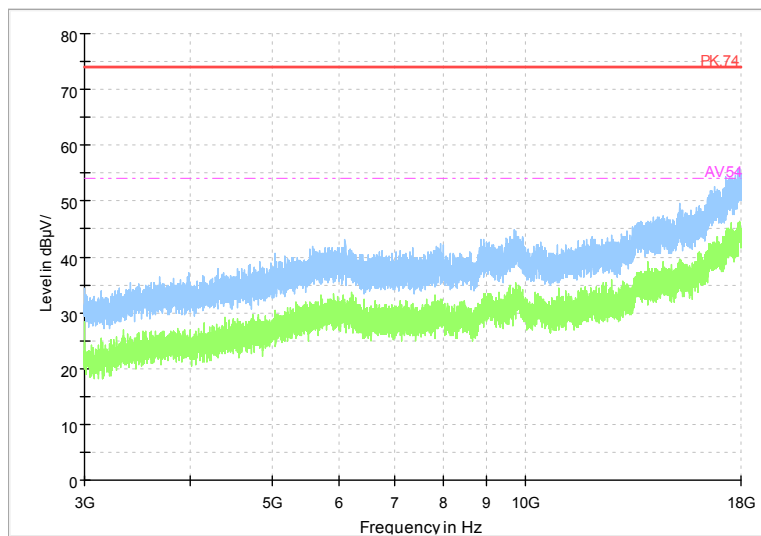
Frequency Range: 30MHz-1000 MHz  
Detector: QP mode  
Modulation type:  $\pi/4$ DQPSK

Full Spectrum



Frequency Range: 1GHz-3GHz  
Detector: Av mode and PK mode  
Modulation type:  $\pi/4$ DQPSK

Full Spectrum



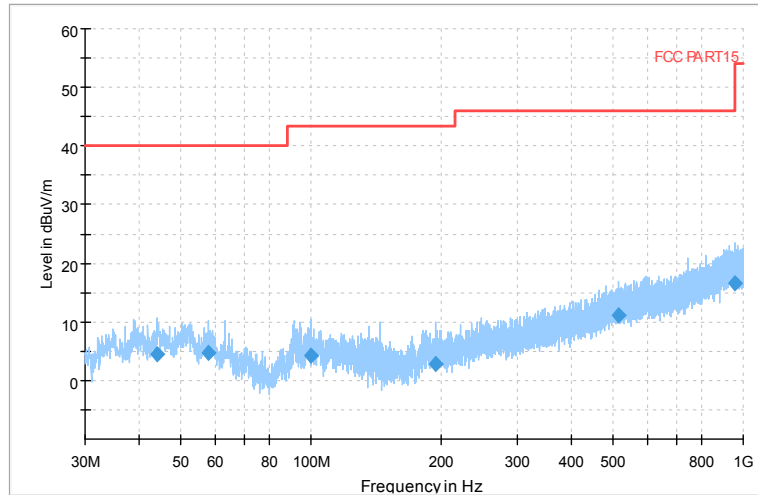
Frequency Range: 3GHz- 18GHz  
Detector: Av mode and PK mode  
Modulation type:  $\pi/4$ DQPSK

Full Spectrum



Frequency Range: 18GHz- 26GHz  
Detector: Av mode and PK mode  
Modulation type:  $\pi/4$ DQPSK

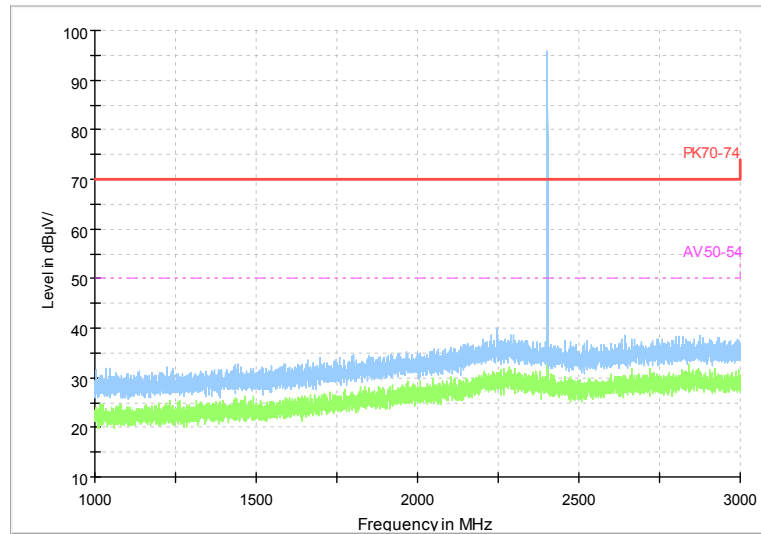
Full Spectrum



Comment

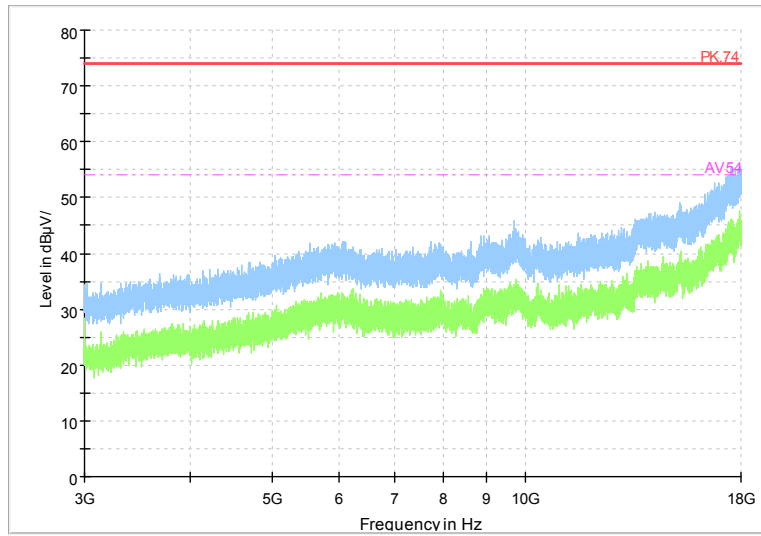
Frequency Range: 30MHz-1000 MHz  
Detector: QP mode  
Modulation type: 8DPSK

Full Spectrum



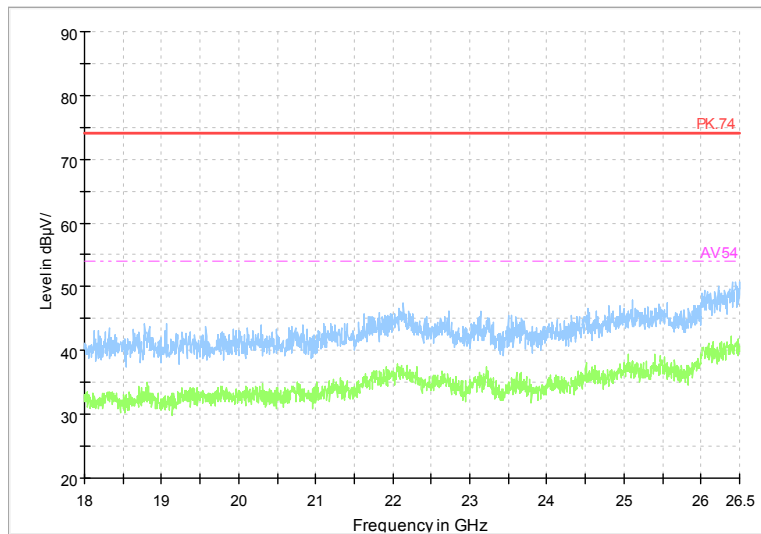
Frequency Range: 1GHz-3GHz  
Detector: Av mode and PK mode  
Modulation type: 8DPSK

Full Spectrum



Frequency Range: 3GHz- 18GHz  
Detector: Av mode and PK mode  
Modulation type: 8DPSK

Full Spectrum

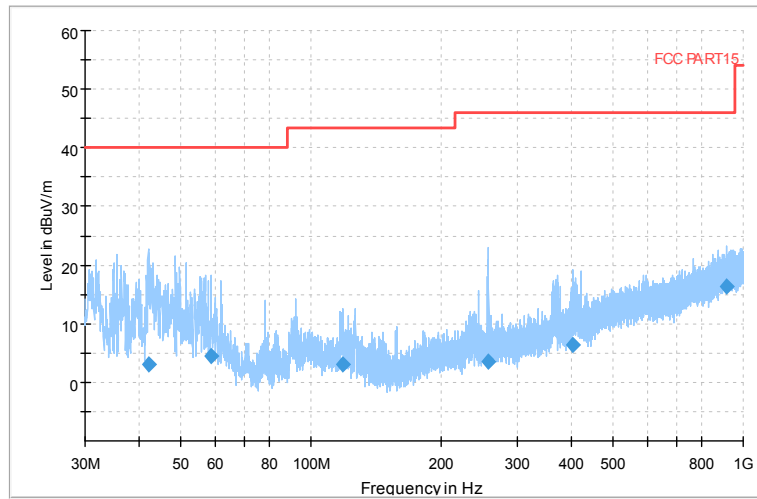


Frequency Range: 18GHz- 26GHz  
Detector: Av mode and PK mode  
Modulation type: 8DPSK



Carrier frequency (MHz): 2441  
Channel No.:39

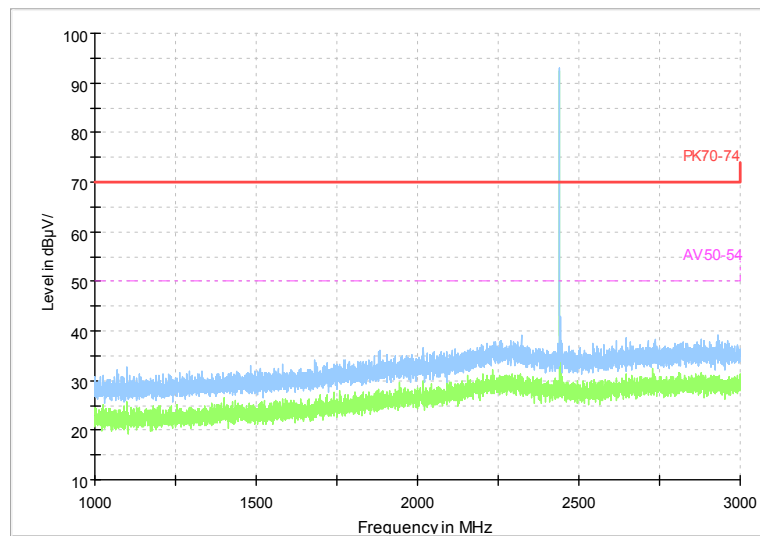
Full Spectrum



Comment

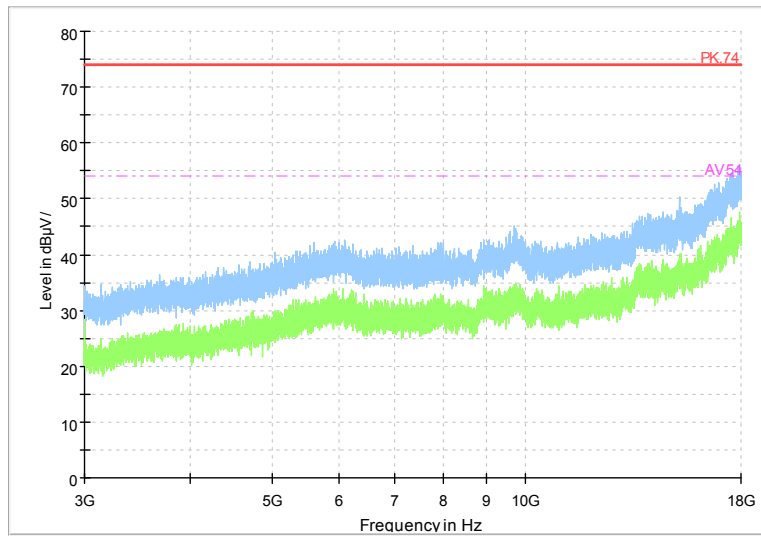
Frequency Range: 30MHz-1000MHz  
Detector: QP mode  
Modulation type: GFSK

Full Spectrum



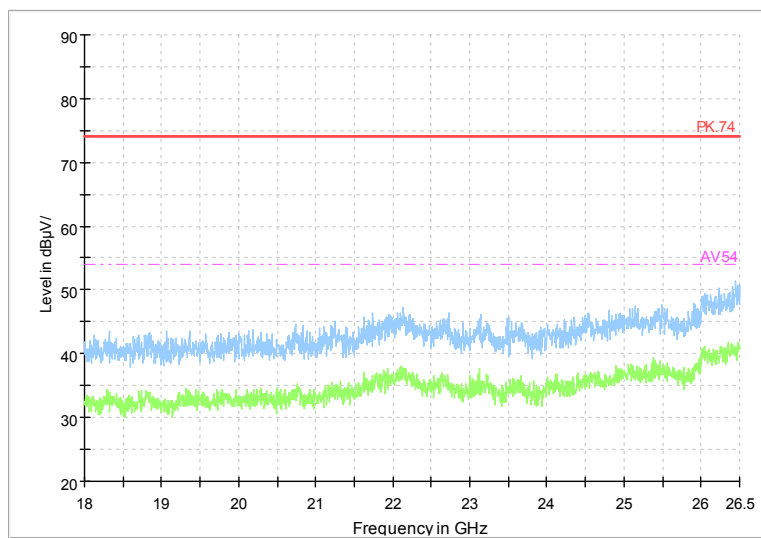
Frequency Range: 1GHz-3GHz  
Detector: Av mode and PK mode  
Modulation type: GFSK

Full Spectrum



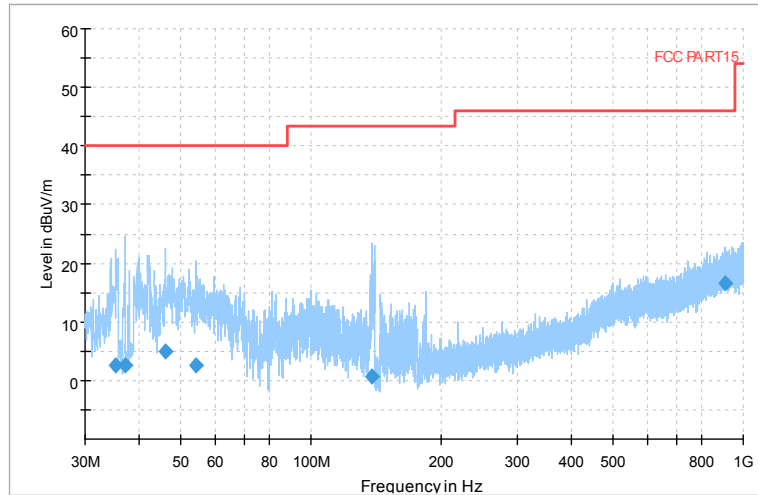
Frequency Range: 3GHz- 18GHz  
Detector: Av mode and PK mode  
Modulation type: GFSK

Full Spectrum



Frequency Range: 18GHz- 26GHz  
Detector: Av mode and PK mode  
Modulation type: GFSK

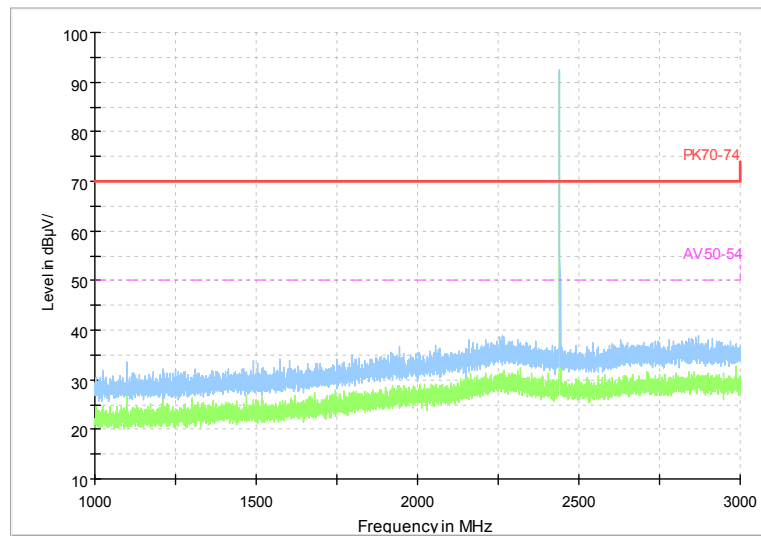
Full Spectrum



Comment

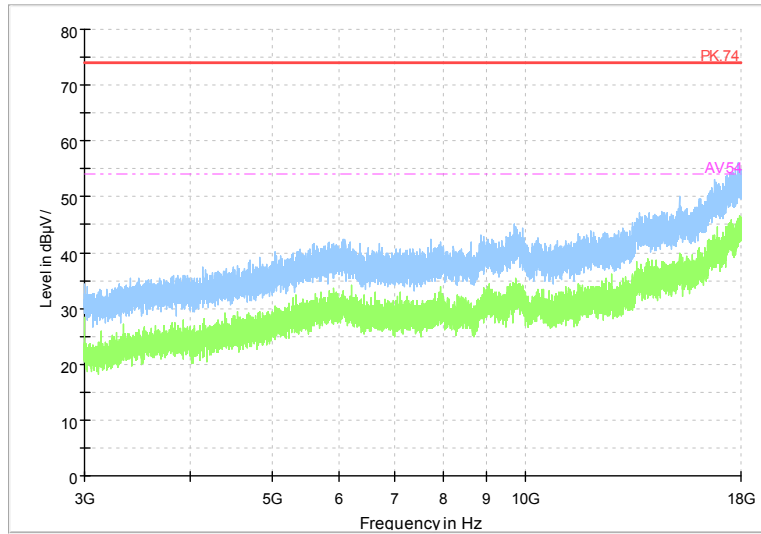
Frequency Range: 30MHz-1000 MHz  
Detector: QP mode  
Modulation type:  $\pi/4$ DQPSK

Full Spectrum



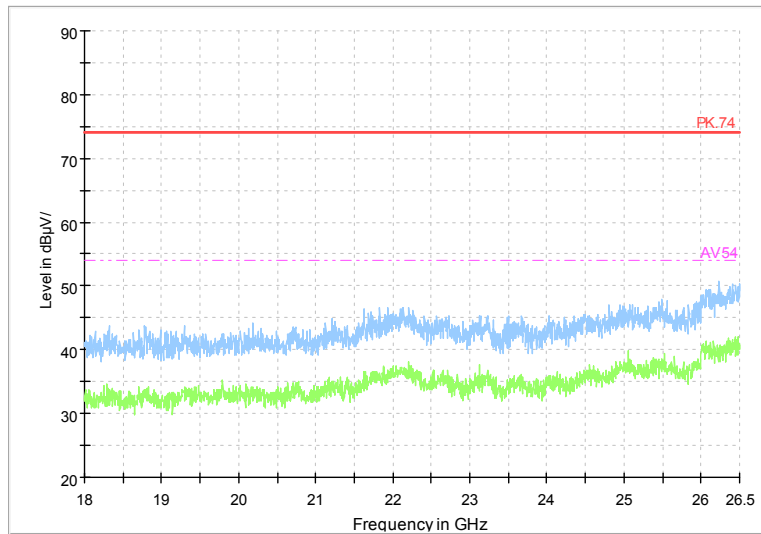
Frequency Range: 1GHz-3GHz  
Detector: Av mode and PK mode  
Modulation type:  $\pi/4$ DQPSK

Full Spectrum



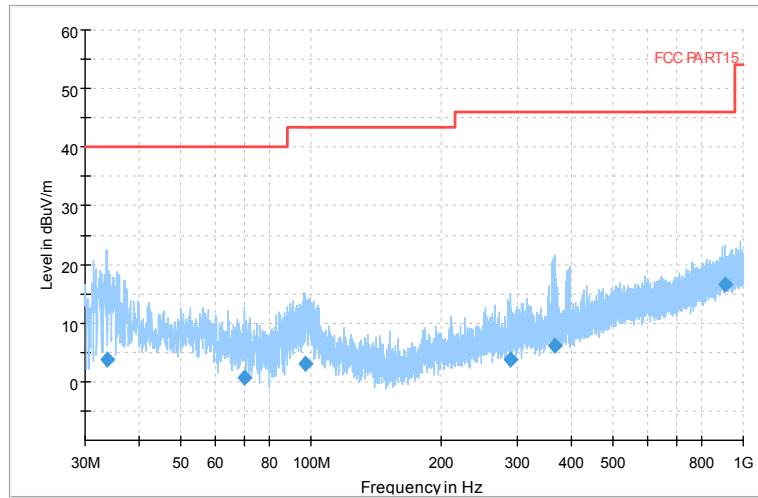
Frequency Range: 3GHz- 18GHz  
Detector: Av mode and PK mode  
Modulation type:  $\pi/4$ DQPSK

Full Spectrum



Frequency Range: 18GHz- 26GHz  
Detector: Av mode and PK mode  
Modulation type:  $\pi/4$ DQPSK

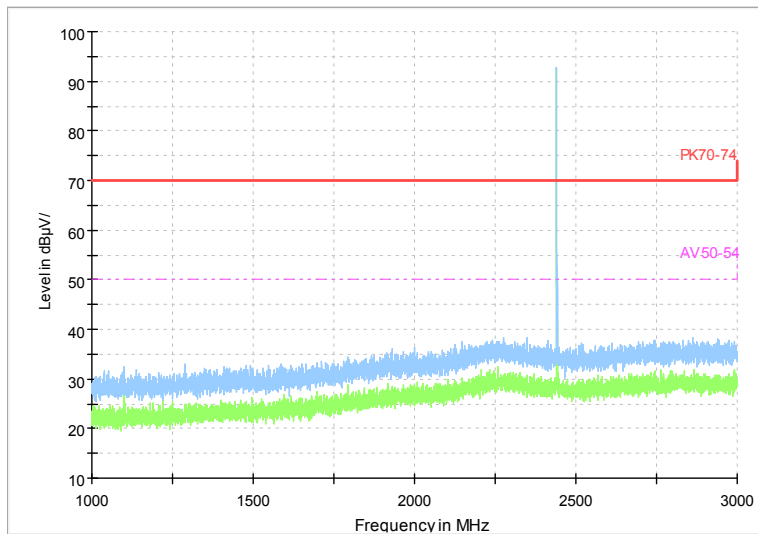
Full Spectrum



Comment

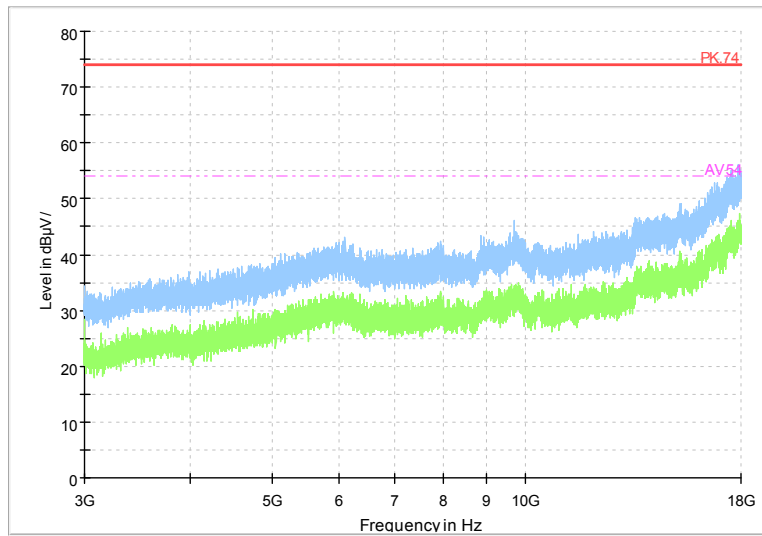
Frequency Range: 30MHz-1000 MHz  
Detector: QP mode  
Modulation type: 8DPSK

Full Spectrum



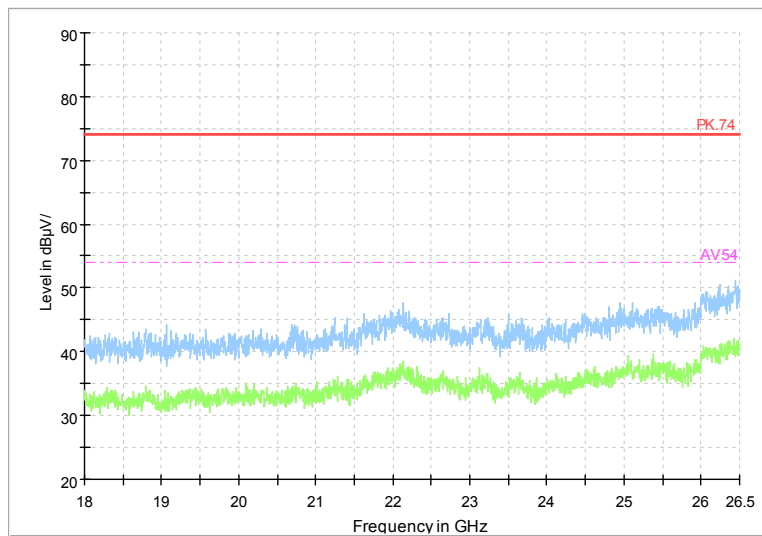
Frequency Range: 1GHz-3GHz  
Detector: Av mode and PK mode  
Modulation type: 8DPSK

Full Spectrum



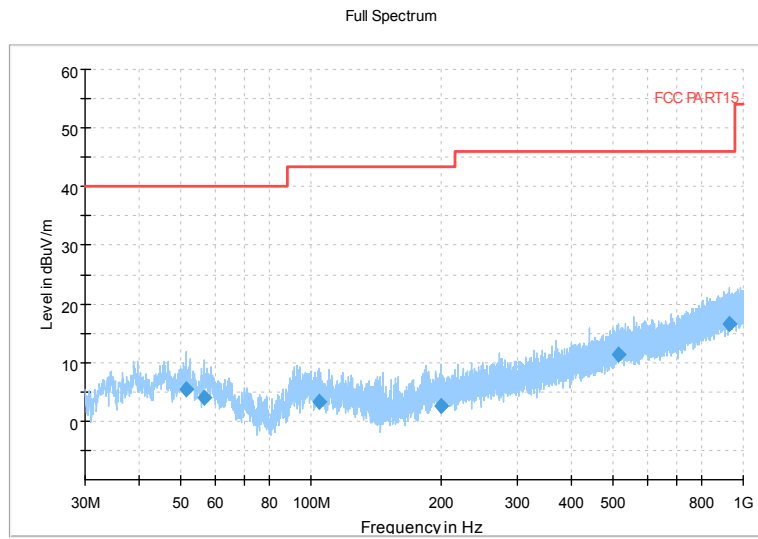
Frequency Range: 3GHz- 18GHz  
Detector: Av mode and PK mode  
Modulation type: 8DPSK

Full Spectrum



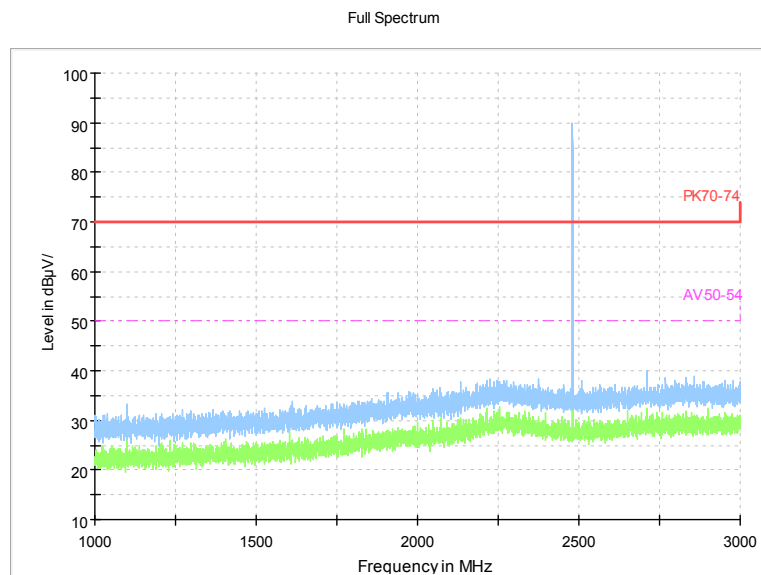
Frequency Range: 18GHz- 26GHz  
Detector: Av mode and PK mode  
Modulation type: 8DPSK

Carrier frequency (MHz): 2480  
Channel No.:78



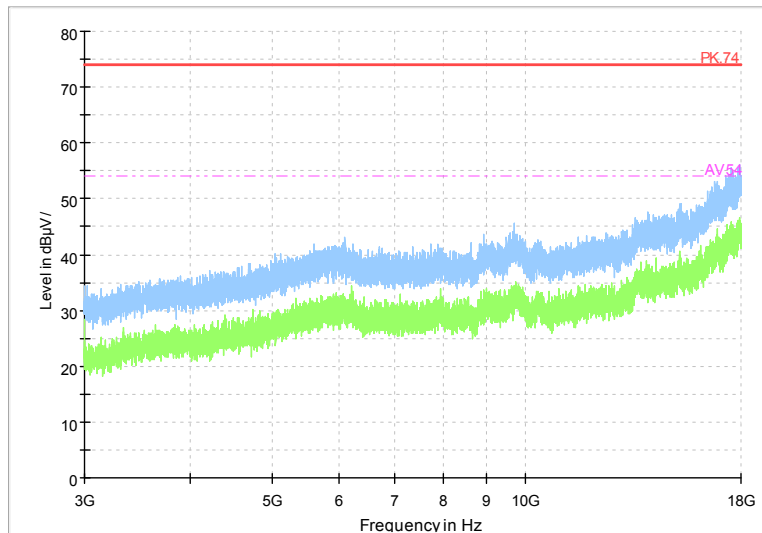
Comment

Frequency Range: 30MHz-1000MHz  
Detector: QP mode  
Modulation type: GFSK



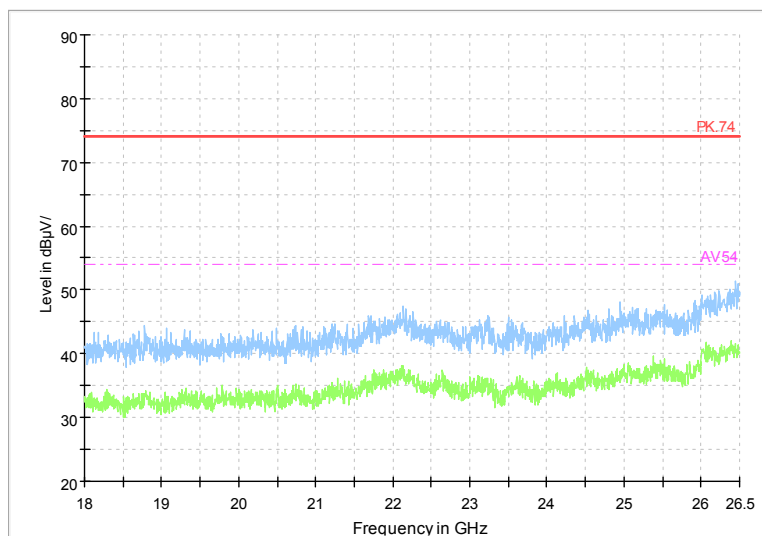
Frequency Range: 1GHz-3GHz  
Detector: Av mode and PK mode  
Modulation type: GFSK

Full Spectrum



Frequency Range: 3GHz- 18GHz  
Detector: Av mode and PK mode  
Modulation type: GFSK

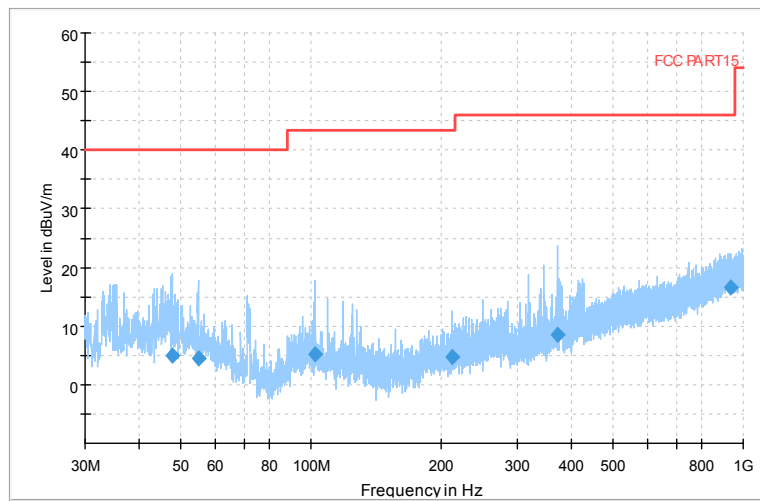
Full Spectrum



Frequency Range: 18GHz- 26GHz  
Detector: Av mode and PK mode  
Modulation type: GFSK



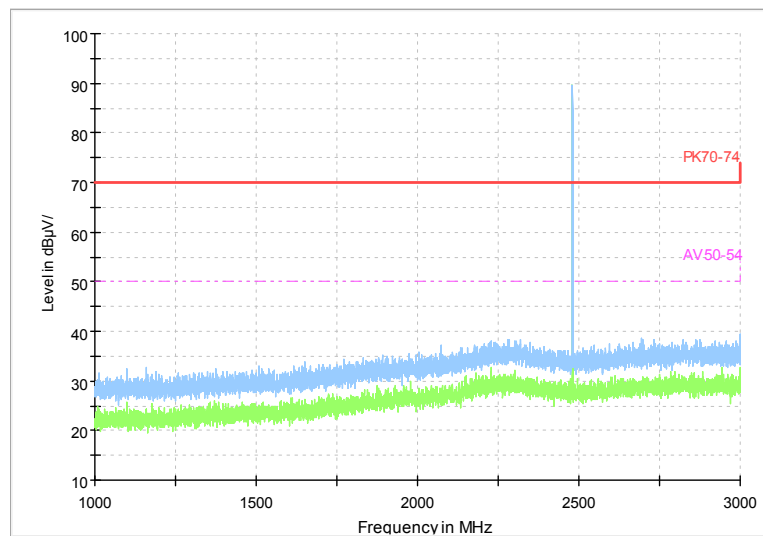
Full Spectrum



Comment

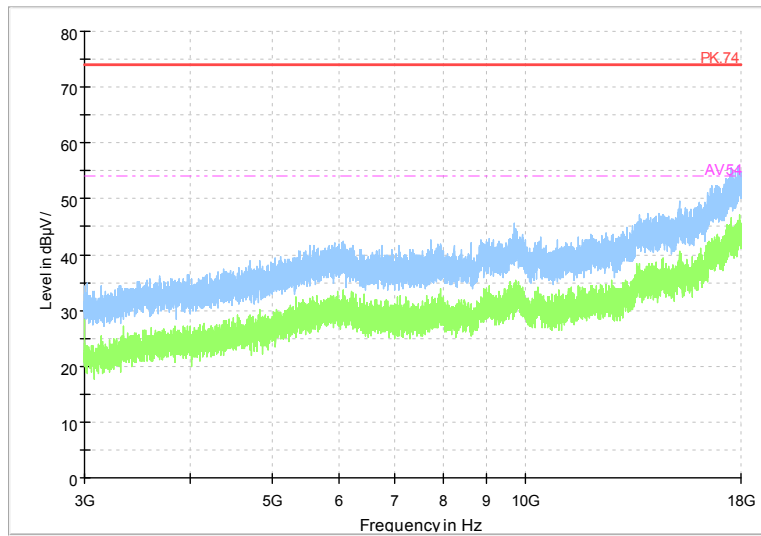
Frequency Range: 30MHz-1000 MHz  
Detector: QP mode  
Modulation type:  $\pi/4$ DQPSK

Full Spectrum



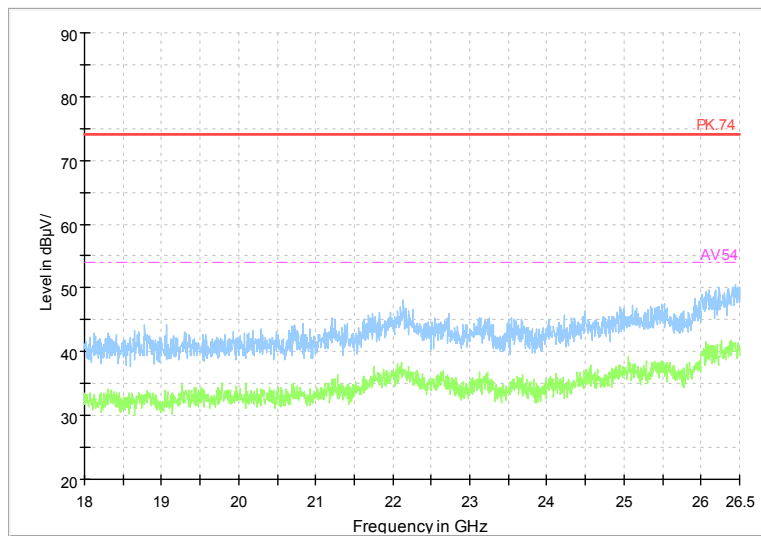
Frequency Range: 1GHz-3GHz  
Detector: Av mode and PK mode  
Modulation type:  $\pi/4$ DQPSK

Full Spectrum



Frequency Range: 3GHz- 18GHz  
Detector: Av mode and PK mode  
Modulation type:  $\pi/4$ DQPSK

Full Spectrum



Frequency Range: 18GHz- 26GHz  
Detector: Av mode and PK mode  
Modulation type:  $\pi/4$ DQPSK