
MPE REPORT

Report No.: SRTC2021-9004(F)-21111505(I)

Product Name: BT/Wi-Fi Module

Product Model: MW503

Applicant: Hisense Communications Co., Ltd.

Manufacturer: Hisense Communications Co., Ltd.

Specification: FCC Part §2.1091, §2.1093, §1.1307(b), §1.1310 (2019)

FCC ID: SARMW503

The State Radio_monitoring_center Testing Center (SRTC)

15th Building, No.30 Shixing Street, Shijingshan District,

Beijing, P.R.China

Tel: 86-10-57996183 Fax: 86-10-57996388

CONTENTS

1 GENERAL INFORMATION.....	2
1.1 NOTES OF THE TEST REPORT.....	2
1.2 INFORMATION ABOUT THE TESTING LABORATORY.....	2
1.3 APPLICANT’S DETAILS.....	2
1.4 MANUFACTURER’S DETAILS.....	2
1.5 TEST ENVIRONMENT.....	3
2 DESCRIPTION OF THE DEVICE UNDER TEST.....	4
2.1 FINAL EQUIPMENT BUILD STATUS.....	4
3 REFERENCE SPECIFICATION.....	5
4 RESULT SUMMARY.....	6
5 TEST RESULTS.....	7
5.1 AVERAGE POWER OUTPUT TEST RESULT.....	7
5.2 CALCULATION RESULT.....	8

1 GENERAL INFORMATION

1.1 Notes of the test report

The test report may only be reproduced or published in full. Reproduction or publication of extracts from the report requires the prior written permission of The State Radio_monitoring_center Testing Center (SRTC). The test results relate only to individual items of the samples which have been tested. The certification and accreditation identifiers used in this report shall not be applicable to the tested or calibrated samples thereof. The manufacturer shall not mark the tested samples or items (or a separate part of the item) with the identifiers of certification and accreditation to mislead relevant parties about the tested samples or items.

1.2 Information about the testing laboratory

Company:	The State Radio_monitoring_center Testing Center (SRTC)
Address:	15th Building, No.30 Shixing Street, Shijingshan District, P.R.China
City:	Beijing
Country or Region:	P.R.China
Contacted person:	Liu Jia
Tel:	+86 10 57996183
Fax:	+86 10 57996388
Email:	liujiaf@srtc.org.cn
Registration Number	239125
Designation Number	CN1267

1.3 Applicant's details

Company:	Hisense Communications Co., Ltd.
Address:	Hisense Infor. Industrial Park Economic Technology Dev. District, Qingdao, China

1.4 Manufacturer's details

Company:	Hisense Communications Co., Ltd.
Address:	Hisense Infor. Industrial Park Economic Technology Dev. District, Qingdao, China

1.5 Test environment

Date of Receipt of test sample at SRTC:	2021-11-19
Testing Start Date:	2021-11-20
Testing End Date:	2021-11-30

Environmental Data:	Temperature (°C)	Humidity (%)
Ambient	22	35

Normal Supply Voltage (V d.c.):	3.3
---------------------------------	-----

2 DESCRIPTION OF THE DEVICE UNDER TEST

2.1 Final Equipment Build Status




Frequency Bands	BT/BLE: 2400MHz – 2483.5MHz WIFI2.4GHz: 2400MHz – 2483.5MHz WIFI5GHz UNII-1: 5150MHz – 5250MHz WIFI5GHz UNII-2A: 5250MHz – 5350MHz WIFI5GHz UNII-2C: 5470MHz – 5725MHz WIFI5GHz UNII-3: 5725MHz – 5850MHz
Mode	BT:GFSK/π/4DQPSK/8DPSK BLE: GFSK WIFI2.4GHz: 802.11b/g/n HT20/n HT40 WIFI5GHz: 802.11a/n HT20/n HT40/ac VHT20/ac VHT40 /ac VHT80/
Antenna Gain	BT/BLE:0.09dBi WLAN2.4GHz Ant0:0.5dBi/ Ant1:-0.62dBi WLAN5GHz Ant0:1.1dBi/ Ant1:-1dBi
Power Supply	DC Adapter
Hardware Version	V1.00C
Software Version	---
IMEI or Sample	#1

3 REFERENCE SPECIFICATION

Specification	Version	Title
2.1091	2019	Radio frequency radiation exposure evaluation: mobile devices.
2.1093	2019	Radio frequency radiation exposure evaluation: portable devices.
1.1307(b)	2019	Actions that may have a significant environmental effect, for which Environmental Assessments (EAs) must be prepared.
1.1310	2019	Radio frequency radiation exposure limits.
KDB447498	October 23, 2015	RF exposure procedures and equipment authorization policies for mobile and portable devices

4 RESULT SUMMARY

No.	Test case	FCC reference
1	MPE Calculation	FCC Part §2.1091, FCC Part §2.1093, FCC Part §1.1307(b) FCC Part §1.1310 KDB 447498

This Test Report Is Issued by: Mr. Peng Zhen 	Checked by: Mr. Li Bin 
Tested by: Ms. Li Jin 	Issued date: 20211130

5 TEST RESULTS

5.1 Average Power Output Test Result

Mode	Maximum Average power(dBm)
BT	9.00
BLE	10.00
WiFi2.4GHz	19.00
WiFi5.2GHz	17.50
WiFi5.3GHz	18.00
WiFi5.6GHz	17.50
WiFi5.8GHz	18.00

5.2 Calculation result

FCC LIMITS FOR MAXIMUM PERMISSIBLE EXPOSURE (MPE)

(A) Limits for Occupational/Controlled Exposure

Frequency Range (MHz)	Electric Field Strength (E) (V/m)	Magnetic Field Strength (H) (A/m)	Power Density (S) (mW/cm ²)	Averaging Time E ² , H ² or S (minutes)
0.3-3.0	614	1.63	*100	6
3.0-30	1842/f	4.89/f	*900/f ²	6
30-300	61.4	0.163	1.0	6
300-1500	--	--	f/300	6
1500-100,000	--	--	5	6

(B) Limits for General Population/Uncontrolled Exposure

Frequency Range (MHz)	Electric Field Strength (E) (V/m)	Magnetic Field Strength (H) (A/m)	Power Density (S) (mW/cm ²)	Averaging Time E ² , H ² or S (minutes)
0.3-1.34	614	1.63	*100	30
1.34-30	824/f	2.19/f	*180/f ²	30
30-300	27.5	0.073	0.2	30
300-1500	--	--	f/1500	30
1500-100,000	--	--	1.0	30

f = frequency in MHz *Plane-wave equivalent power density

Calculation procedure:

According to §2.1091, §2.1093, §1.1307(b) and §1.1310, systems operating under the provisions of this section shall be operated in a manner that ensures that the public is not exposed to radio frequency energy level in excess of the Commission's guidelines.

The MPE was calculated at 20 cm to show compliance with the power density limit.

The following formula was used to calculate the Power Density:

$$S = PG / (4\pi R^2)$$

Where S = power density in mW/cm²

P = transmit power in mW

G = numeric gain of transmit antenna

R = distance (cm)

The calculations in the table below use the highest gain of antenna for client EUT. These calculations represent worst case in terms of the exposure levels.

Band	Freq. (MHz)	Maximum Power (dBm)	Maximum EIRP (dBm)	Average EIRP (mW)	Power Density at 20cm (mW/cm ²)	Limit (mW/cm ²)	Power Density / Limit
BT	2402	9.00	9.09	8.11	0.002	1.000	0.002
BLE	2480	10.00	10.09	10.21	0.002	1.000	0.002
WLAN2.4GHz Band	2462	19.00	19.28	84.72	0.017	1.000	0.017
WLAN5.2GHz Band	5240	17.50	17.50	56.23	0.011	1.000	0.011
WLAN5.3GHz Band	5320	18.00	17.62	57.81	0.012	1.000	0.012
WLAN5.6GHz Band	5510	17.50	17.62	57.81	0.012	1.000	0.012
WLAN5.8GHz Band	5825	18.00	18.17	65.61	0.013	1.000	0.013

Note1:

SAR considers the worst case, use Tune up with maximum power plus antenna gain as EIRP.

Note2:

For conservativeness, the lowest frequency of each band is used to determine the MPE limit of that band.

Worst Simultaneous Transmission Result

WWAN Power Density / Limit	WLAN Power Density / Limit	Σ(Power Density / Limit) of BT+ WLAN
0.002	0.017	0.019

Note: Simultaneous Transmission Limit=Power Density₁/ limit₁ + Power Density₂/ limit₂<1

According to the KDB447498 D01 section 7.1 determine the device is exclusion from SAR test.

---End of Test Report---