

Test Laboratory: Compliance Certification Services

System Performance Check @ 2450MHz (Body Tissue)

DUT: Dipole 2450 MHz; Type: D2450V2; Serial: D2450V2 - SN:748

Communication System: CW - 2450 MHz; Frequency: 2450 MHz; Duty Cycle: 1:1
Medium parameters used: $f = 2450$ MHz; $\sigma = 1.98$ mho/m; $\epsilon_r = 51.2$; $\rho = 1000$ kg/m³

Phantom section: Flat Section

Room Ambient Temperature: 24 deg. C; Liquid Temperature: 23 deg. C

DASY4 Configuration:

- Area Scan setting - Find Secondary Maximum Within: 2.0 dB and with a peak SAR value greater than 0.0012W/kg
- Probe: EX3DV4 - SN3552 ; ConvF(6.94, 6.94, 6.94); Calibrated: 3/19/2005
- Sensor-Surface: 2.5mm (Mechanical Surface Detection)
- Electronics: DAE3 Sn500; Calibrated: 2/7/2005
- Phantom: SAM 2; Type: SAM 2; Serial: 1050
- Measurement SW: DASY4, V4.5 Build 19; Postprocessing SW: SEMCAD, V1.8 Build 146

d=10mm, Pin=250mW/Area Scan (7x7x1): Measurement grid: dx=15mm, dy=15mm

Maximum value of SAR (measured) = 17.5 mW/g

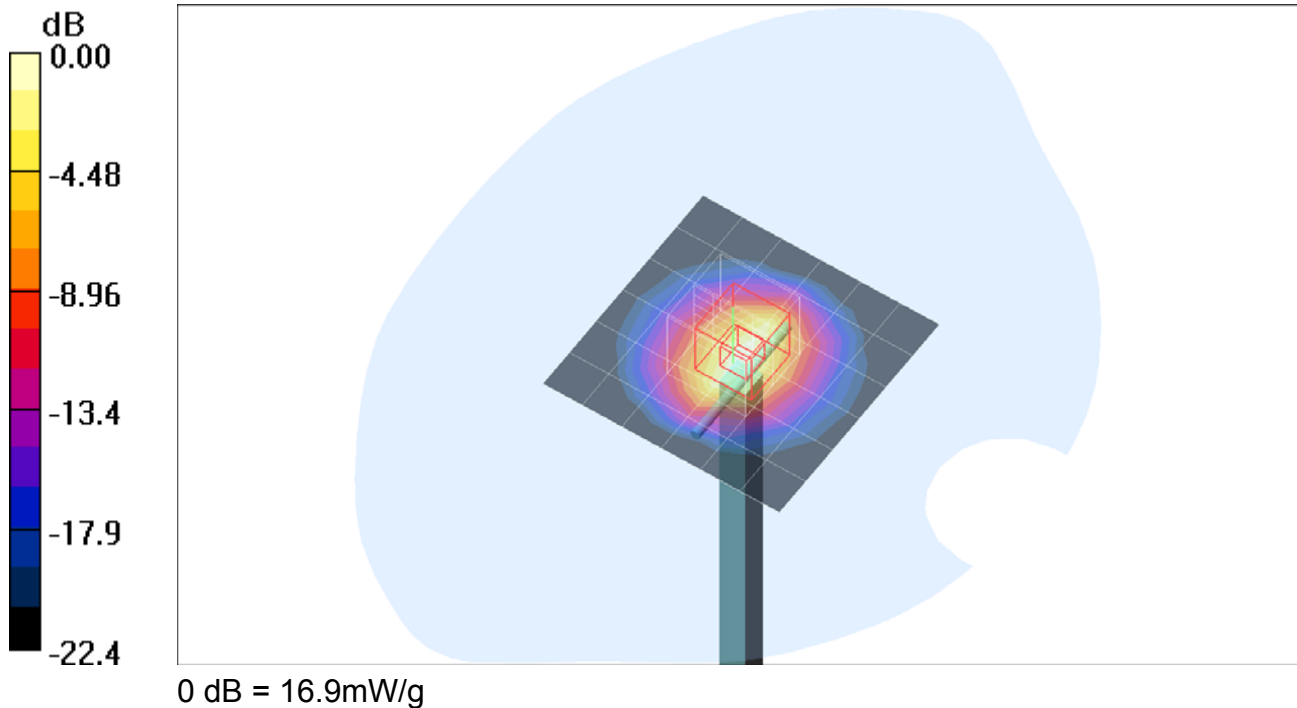
d=10mm, Pin=250mW/Zoom Scan (5x5x7)/Cube 0: Measurement grid: dx=7.5mm, dy=7.5mm, dz=5mm

Reference Value = 95.9 V/m; Power Drift = -0.092 dB

Peak SAR (extrapolated) = 24.3 W/kg

SAR(1 g) = 12.5 mW/g; SAR(10 g) = 5.84 mW/g

Maximum value of SAR (measured) = 16.9 mW/g



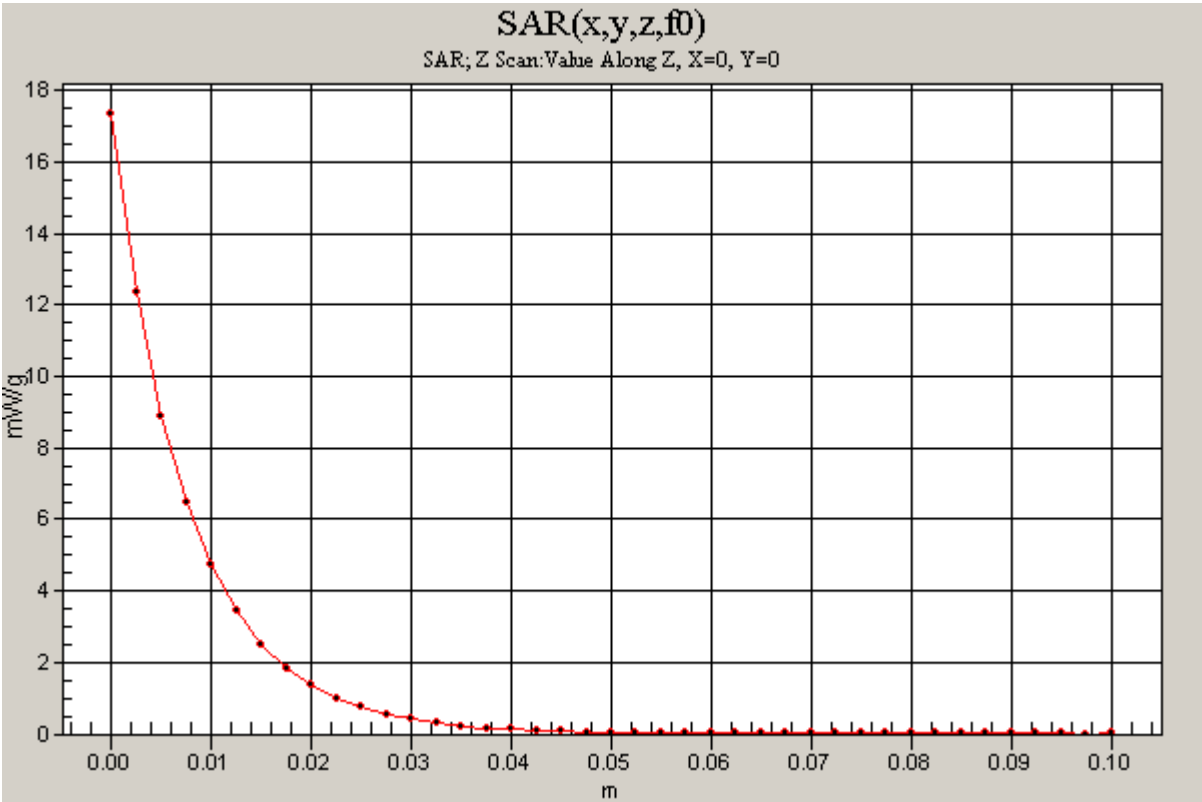
Test Laboratory: Compliance Certification Services

System Performance Check @ 2450MHz (Body Tissue)

DUT: Dipole 2450 MHz; Type: D2450V2; Serial: D2450V2 - SN:748

Communication System: CW - 2450 MHz; Frequency: 2450 MHz;Duty Cycle: 1:1

d=10mm, Pin=250mW/Z Scan (1x1x41): Measurement grid: dx=20mm, dy=20mm, dz=2.5mm
Maximum value of SAR (measured) = 17.3 mW/g



Test Laboratory: Compliance Certification Services

System Performance Check @ 2450MHz (Body Tissue)

DUT: Dipole 2450 MHz; Type: D2450V2; Serial: D2450V2 - SN:748

Communication System: CW - 2450 MHz; Frequency: 2450 MHz; Duty Cycle: 1:1
Medium parameters used: $f = 2450$ MHz; $\sigma = 2$ mho/m; $\epsilon_r = 51.8$; $\rho = 1000$ kg/m³

Phantom section: Flat Section

Room Ambient Temperature: 24 deg. C; Liquid Temperature: 23 deg. C

DASY4 Configuration:

- Area Scan setting - Find Secondary Maximum Within: 2.0 dB and with a peak SAR value greater than 0.0012W/kg
- Probe: EX3DV4 - SN3552 ; ConvF(6.94, 6.94, 6.94); Calibrated: 3/19/2005
- Sensor-Surface: 2.5mm (Mechanical Surface Detection)
- Electronics: DAE3 Sn500; Calibrated: 2/7/2005
- Phantom: SAM 2; Type: SAM 2; Serial: 1050
- Measurement SW: DASY4, V4.5 Build 19; Postprocessing SW: SEMCAD, V1.8 Build 146

d=10mm, Pin=250mW/Area Scan (7x7x1): Measurement grid: dx=15mm, dy=15mm

Maximum value of SAR (measured) = 18.1 mW/g

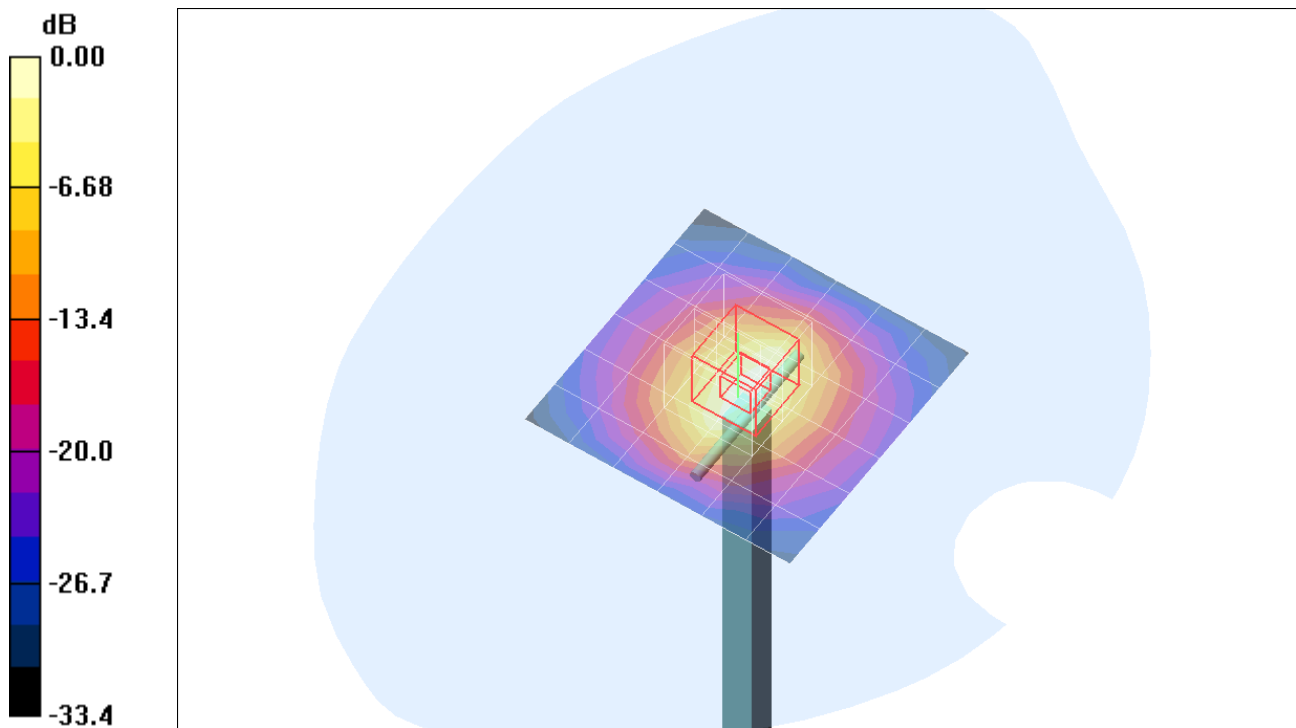
d=10mm, Pin=250mW/Zoom Scan (5x5x7)/Cube 0: Measurement grid: dx=7.5mm, dy=7.5mm, dz=5mm

Reference Value = 97.4 V/m; Power Drift = -0.054 dB

Peak SAR (extrapolated) = 25.6 W/kg

SAR(1 g) = 12.9 mW/g; SAR(10 g) = 6.01 mW/g

Maximum value of SAR (measured) = 17.7 mW/g



0 dB = 17.7mW/g

Test Laboratory: Compliance Certification Services

System Performance Check @ 2450MHz (Body Tissue)

DUT: Dipole 2450 MHz; Type: D2450V2; Serial: D2450V2 - SN:748

Communication System: CW - 2450 MHz; Frequency: 2450 MHz;Duty Cycle: 1:1

d=10mm, Pin=250mW/Z Scan (1x1x41): Measurement grid: dx=20mm, dy=20mm, dz=2.5mm
Maximum value of SAR (measured) = 18.3 mW/g

