



Test Report

Date : 2018-08-27
No. : HMD18080049

Page 1 of 18

Applicant : Smart Hero Enterprises Ltd.
Flat D, 22/F, Block 1, Goldfield Industrial Building, 144-150 Tai Lin
Pai Road, Kwai Chung, Hong Kong

Supplier / Manufacturer : Dongguan Smart Hero Electronic Products Limited
118 Li Xiang Road West, Shui Ping Village, Dalang, Dongguan,
Guangdong, China

Description of Sample(s) : Submitted sample(s) said to be
Product: Floor Lamp
Brand Name: N/A
Model No.: S-9801
FCC ID: SA2-WLL9801TX

Date Samples Received : 2018-08-20

Date Tested : 2018-08-24 to 2018-08-25

Investigation Requested : Perform ElectroMagnetic Interference measurement in accordance
with FCC 47CFR [Codes of Federal Regulations] Part 15: 2015 and
ANSI C63.10:2013 for FCC Certification.

Conclusions : The submitted product COMPLIED with the requirements of Federal
Communications Commission [FCC] Rules and Regulations Part 15.
The tests were performed in accordance with the standards described
above and on Section 2.2 in this Test Report.

Remarks : ---



CHEUNG Chi, Kenneth
Authorized Signatory



Test Report

Date : 2018-08-27
No. : HMD18080049

Page 2 of 18

CONTENT:

Cover	Page 1 of 18	
Content	Page 2 of 18	
<u>1.0</u>	<u>General Details</u>	
1.1	Test Laboratory	Page 3 of 18
1.2	Equipment Under Test [EUT] Description of EUT operation	Page 3 of 18
1.3	Date of Order	Page 3 of 18
1.4	Submitted Sample(s)	Page 3 of 18
1.5	Test Duration	Page 3 of 18
1.6	Country of Origin	Page 3 of 18
<u>2.0</u>	<u>Technical Details</u>	
2.1	Investigations Requested	Page 5 of 18
2.2	Test Standards and Results Summary	Page 5 of 18
<u>3.0</u>	<u>Test Results</u>	
3.1	Emission	Page 6-9 of 18
3.2	20dB Bandwidth of Fundamental Emission	Page 10-11 of 18

The Hong Kong Standards and Testing Centre Limited

10 Dai Wang Street, Taipo Industrial Estate, Tai Po, N.T., Hong Kong

Tel: +852 2666 1888 Fax: +852 2664 4353 Email: hkstc@stc.group Website: www.stc.group

This report shall not be reproduced unless with prior written approval from The Hong Kong Standards and Testing Centre Limited.

For Conditions of Issuance of this test report, please refer to "Conditions of Issuance of Test Reports" section or Website.



Test Report

Date : 2018-08-27
No. : HMD18080049

Page 3 of 18

Appendix A

List of Measurement Equipment

Page 12 of 18

Appendix B

Duty Cycle Correction During 100 msec

Page 13-14 of 18

Appendix C

Manual Operated Transmitter Transmission Time

Page 15 of 18

Appendix D

Photograph(s) of Product

Page 16-18 of 18

The Hong Kong Standards and Testing Centre Limited

10 Dai Wang Street, Tai Po Industrial Estate, Tai Po, N.T., Hong Kong

Tel: +852 2666 1888 Fax: +852 2664 4353 Email: hkstc@stc.group Website: www.stc.group

This report shall not be reproduced unless with prior written approval from The Hong Kong Standards and Testing Centre Limited.

For Conditions of Issuance of this test report, please refer to "Conditions of Issuance of Test Reports" section or Website.



Test Report

Date : 2018-08-27
No. : HMD18080049

Page 4 of 18

1.0 General Details

1.1 Test Laboratory

The Hong Kong Standards and Testing Centre Ltd.
EMC Laboratory
10 Dai Wang Street, Taipo Industrial Estate, New Territories, Hong Kong
Telephone: 852 2666 1888
Fax: 852 2664 4353

1.2 Equipment Under Test [EUT]

Description of Sample(s)

Product:	Floor Lamp
Manufacturer:	Dongguan Smart Hero Electronic Products Limited 118 Li Xiang Road West, Shui Ping Village, Dalang, Dongguan, Guangdong, China
Brand Name:	N/A
Model Number:	S-9801
Rating:	3.0Vd.c. battery

1.2.1 Description of EUT Operation

The Equipment Under Test (EUT) is a Remote control for Floor Lamp. This remote control has 12 buttons, the pulse test results for all buttons are the same, and the switch button test data was the worst result for other test. The EUT is operating at 433.92MHz. Test was conducted under Tx mode.

1.3 Date of Order

2018-08-20

1.4 Submitted Sample(s):

1 Sample

1.5 Test Duration

2018-08-24 to 2018-08-25

1.6 Country of Origin

China

The Hong Kong Standards and Testing Centre Limited
10 Dai Wang Street, Taipo Industrial Estate, Tai Po, N.T., Hong Kong
Tel: +852 2666 1888 Fax: +852 2664 4353 Email: hkstc@stc.group Website: www.stc.group

This report shall not be reproduced unless with prior written approval from The Hong Kong Standards and Testing Centre Limited.
For Conditions of Issuance of this test report, please refer to "Conditions of Issuance of Test Reports" section or Website.



Test Report

Date : 2018-08-27
No. : HMD18080049

Page 5 of 18

2.0 Technical Details

2.1 Investigations Requested

Perform ElectroMagnetic Interference measurement in accordance with FCC 47CFR [Codes of Federal Regulations] Part 15: 2017 and ANSI C63.10: 2013 for FCC Certification.
This is a manually operated transmitter, Press the button to start sending signals.

2.2 Test Standards and Results Summary Tables

EMISSION Results Summary						
Test Condition	Test Requirement	Test Method	Class / Severity	Test Result		
				Pass	Failed	N/A
Field Strength of Fundamental Emissions & Spurious Emissions	FCC 47CFR 15.231(a)	ANSI C63.10: 2013	N/A	<input checked="" type="checkbox"/>	<input type="checkbox"/>	<input type="checkbox"/>
20dB Bandwidth of Fundamental Emission	FCC 47CFR 15.231(c)	ANSI C63.10: 2013	N/A	<input checked="" type="checkbox"/>	<input type="checkbox"/>	<input type="checkbox"/>
Radiated Emissions	FCC 47CFR 15.209	ANSI C63.10: 2013	N/A	<input checked="" type="checkbox"/>	<input type="checkbox"/>	<input type="checkbox"/>

Note: N/A - Not Applicable

The Hong Kong Standards and Testing Centre Limited

10 Dai Wang Street, Taipo Industrial Estate, Tai Po, N.T., Hong Kong

Tel: +852 2666 1888 Fax: +852 2664 4353 Email: hkstc@stc.group Website: www.stc.group

This report shall not be reproduced unless with prior written approval from The Hong Kong Standards and Testing Centre Limited.

For Conditions of Issuance of this test report, please refer to "Conditions of Issuance of Test Reports" section or Website.

Test Report

Date : 2018-08-27
No. : HMD18080049

Page 6 of 18

3.0 Test Results

3.1 Emission

3.1.1 Radiated Emissions

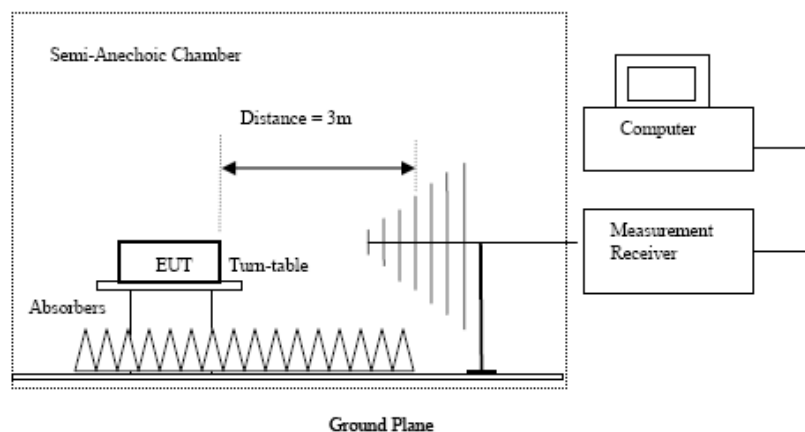
Test Requirement:	FCC 47CFR 15.231(a)	
Test Method:	ANSI C63.10:2013	
Test Date:	2018-08-25	
Mode of Operation:	Tx mode	
Ambient Temperature: 24°C	Relative Humidity: 52%	Atmospheric Pressure: 101 kPa

Test Method:

For emission measurements at or below 1 GHz, the sample was placed 0.8m above the ground plane of semi-anechoic Chamber*. For emission measurements above 1 GHz, the sample was placed 1.5m above the ground plane of semi-anechoic Chamber*. Measurements in both horizontal and vertical polarities were performed. During the test, each emission was maximized by: having the EUT continuously working, investigated all operating modes, rotated about all 3 axis (X, Y & Z) and considered typical configuration to obtain worst position, manipulating interconnecting cables, rotating turntable, varying antenna height from 1m to 4m in both horizontal and vertical polarizations. The emissions worst-case are shown in Test Results of the following pages.

* Semi-Anechoic chamber located on the G/F of The Hong Kong Standards and Testing Centre Ltd. with a metal ground plane filed with the FCC pursuant to section 2.948 of the FCC rules, with Registration Number: 607756.

Test Setup:



- Absorbers placed on top of the ground plane are for measurements above 1000MHz only.
- Measurements between 30MHz to 1000MHz made with Bi-log antennas, above 1000MHz horn antennas are used, 9kHz to 30MHz loop antennas are used.

The Hong Kong Standards and Testing Centre Limited

10 Dai Wang Street, Taipo Industrial Estate, Tai Po, N.T., Hong Kong

Tel: +852 2666 1888 Fax: +852 2664 4353 Email: hkstc@stc.group Website: www.stc.group

This report shall not be reproduced unless with prior written approval from The Hong Kong Standards and Testing Centre Limited.

For Conditions of Issuance of this test report, please refer to "Conditions of Issuance of Test Reports" section or Website.



Test Report

Date : 2018-08-27
 No. : HMD18080049

Page 7 of 18

Limits for Field Strength of Fundamental Emissions [FCC 47CFR 15.231a]:

Frequency Range of Fundamental [MHz]	Field Strength of Fundamental Emission [Average] [μV/m]	Field Strength of Spurious Emission [Average] [μV/m]
40.66-40.70	2,250	225
70-130	1,250	125
130-174	1,250 to 3,750 *	125 to 375 *
174-260	3,750	375
260-470	3,750 to 12,500 *	375 to 1,250 *
Above 470	12,500	1,250

¹Linear interpolations.

The maximum permitted unwanted emission level is 20 dB below the maximum permitted fundamental level.

Results of Tx mode(1GHz – 18GHz): PASS

Field Strength of Fundamental Emissions						
Peak Value						
Frequency MHz	Measured Level @3m dBμV	Correction Factor dB/m	Field Strength dBμV/m	Field Strength μV/m	Limit @3m μV/m	E-Field Polarity
433.92	67.5	18.6	86.1	20253.5	109,966.8	Vertical

Field Strength of Spurious Emissions						
Peak Value						
Frequency MHz	Measured Level @3m dBμV	Correction Factor dB/m	Field Strength dBμV/m	Field Strength μV/m	Limit @3m μV/m	E-Field Polarity
867.84	32.0	25.7	57.7	769.1	10,996.7	Vertical
1301.76	24.5	31.3	55.8	613.1	10,996.7	Vertical
1735.68	20.5	34.2	54.7	542.0	10,996.7	Vertical

The Hong Kong Standards and Testing Centre Limited

10 Dai Wang Street, Taipo Industrial Estate, Tai Po, N.T., Hong Kong

Tel: +852 2666 1888 Fax: +852 2664 4353 Email: hkstc@stc.group Website: www.stc.group

This report shall not be reproduced unless with prior written approval from The Hong Kong Standards and Testing Centre Limited.

For Conditions of Issuance of this test report, please refer to "Conditions of Issuance of Test Reports" section or Website.



Test Report

Date : 2018-08-27
No. : HMD18080049

Page 8 of 18

Results of Tx mode(1GHz – 18GHz): PASS

Field Strength of Fundamental Emissions						
Average Value						
Frequency MHz	Peak Value Level @3m dB μ V	Duty Cycle Factor dB	Field Strength dB μ V/m	Field Strength μ V/m	Limit @3m μ V/m	E-Field Polarity
433.92	86.1	-11.5	74.6	5388.9	10,996.7	Vertical

Field Strength of Spurious Emissions						
Average Value						
Frequency MHz	Peak Value Level @3m dB μ V	Duty Cycle Factor dB/m	Field Strength dB μ V/m	Field Strength μ V/m	Limit @3m μ V/m	E-Field Polarity
867.84	57.7	-11.5	46.2	204.6	1,099.7	Vertical
1301.76	55.8	-11.5	44.3	163.1	1,099.7	Vertical
1735.68	54.7	-11.5	43.2	144.2	1,099.7	Vertical

Remarks:

- FCC Limit for Fundamental Average Measurement = $41.6667(433.92)-7083.333=10996.68\mu\text{V/m}$
- +: Denotes restricted band of operation.
Measurements were made using a peak detector. Any emission less than 1000 MHz and falling within the restricted bands of FCC Rules Part 15 Section 15.205 were not adjusted for averaging and the limits of FCC Rules Part 15 Section 15.209 were applied.
- *: Adjusted by Duty Cycle = -11.5dB
Duty Cycle Correction = -11.5dB
Correction Factor = Cable loss Factor + Ant Factor - Amp Factor
Average Value Final Field Strength = Peak Value Final Field Strength + Duty Cycle

Correction Factor includes Antenna Factor and Cable Attenuation.

Calculated measurement uncertainty (9kHz-30MHz): 2.0dB

(30MHz -1GHz): 4.9dB

(1GHz -6GHz): 4.02dB

(6GHz -26.5GHz): 4.03dB

Emissions in the vertical and horizontal polarizations have been investigated and the worst-case test results are recorded in this report.

The Hong Kong Standards and Testing Centre Limited

10 Dai Wang Street, Taipo Industrial Estate, Tai Po, N.T., Hong Kong

Tel: +852 2666 1888 Fax: +852 2664 4353 Email: hkstc@stc.group Website: www.stc.group

This report shall not be reproduced unless with prior written approval from The Hong Kong Standards and Testing Centre Limited.

For Conditions of Issuance of this test report, please refer to "Conditions of Issuance of Test Reports" section or Website.



Test Report

Date : 2018-08-27
 No. : HMD18080049

Page 9 of 18

Limits for Radiated Emissions FCC 47 CFR 15.209 Class B]:

Frequency Range [MHz]	Quasi-Peak Limits [μV/m]
0.009-0.490	2400/F (kHz)
0.490-1.705	24000/F (kHz)
1.705-30	30
30-88	100
88-216	150
216-960	200
Above960	500

The emission limits shown in the above table are based on measurement employing a CISPR quasi-peak detector and above 1000MHz are based on measurements employing an average detector.

Result of Tx mode (9kHz - 30MHz): PASS

Emissions detected are more than 20 dB below the limit line(s).

Results of Tx mode (30MHz – 1GHz): PASS

Radiated Emissions Quasi-Peak					
Emission Frequency MHz	E-Field Polarity	Level @3m dBμV/m	Limit @3m dBμV/m	Level @3m μV/m	Limit @3m μV/m
30.2	Horizontal	31.9	40.0	39.4	100
693.4	Horizontal	40.7	46.0	108.4	200
38.1	Vertical	29.8	40.0	30.9	100
670.1	Vertical	39.3	46.0	92.3	200

Remarks:

Correction Factor includes Antenna Factor and Cable Attenuation.

Calculated measurement uncertainty: (9kHz-30MHz): 2.0dB

(30MHz -1GHz): 4.9dB

(1GHz -6GHz): 4.02dB

(6GHz -26.5GHz): 4.03dB

Emissions in the vertical and horizontal polarizations have been investigated and the worst-case test results are recorded in this report.

The Hong Kong Standards and Testing Centre Limited

10 Dai Wang Street, Taipo Industrial Estate, Tai Po, N.T., Hong Kong

Tel: +852 2666 1888 Fax: +852 2664 4353 Email: hkstc@stc.group Website: www.stc.group

This report shall not be reproduced unless with prior written approval from The Hong Kong Standards and Testing Centre Limited.

For Conditions of Issuance of this test report, please refer to "Conditions of Issuance of Test Reports" section or Website.



Test Report

Date : 2018-08-27
No. : HMD18080049

Page 10 of 18

3.2 20dB Bandwidth of Fundamental Emission

Test Requirement: FCC 47 CFR 15.231(c)
Test Method: ANSI C63.10:2013
Test Date: 2018-08-25
Mode of Operation: Tx mode

Ambient Temperature: 24°C Relative Humidity: 52% Atmospheric Pressure: 101 kPa

Test Method:

The bandwidth is measured at an amplitude level reduced from the reference level by a specified ratio. The reference level is the level of the highest amplitude signal observed from the transmitter at the fundamental frequency. Once the reference level is established, the equipment is conditioned with typical modulating signal to produce the worst-case (i.e. the widest) bandwidth.

Test Setup:

As Test Setup of clause 3.1.1 in this test report.

The Hong Kong Standards and Testing Centre Limited

10 Dai Wang Street, Taipo Industrial Estate, Tai Po, N.T., Hong Kong

Tel: +852 2666 1888 Fax: +852 2664 4353 Email: hkstc@stc.group Website: www.stc.group

This report shall not be reproduced unless with prior written approval from The Hong Kong Standards and Testing Centre Limited.

For Conditions of Issuance of this test report, please refer to "Conditions of Issuance of Test Reports" section or Website.



Test Report

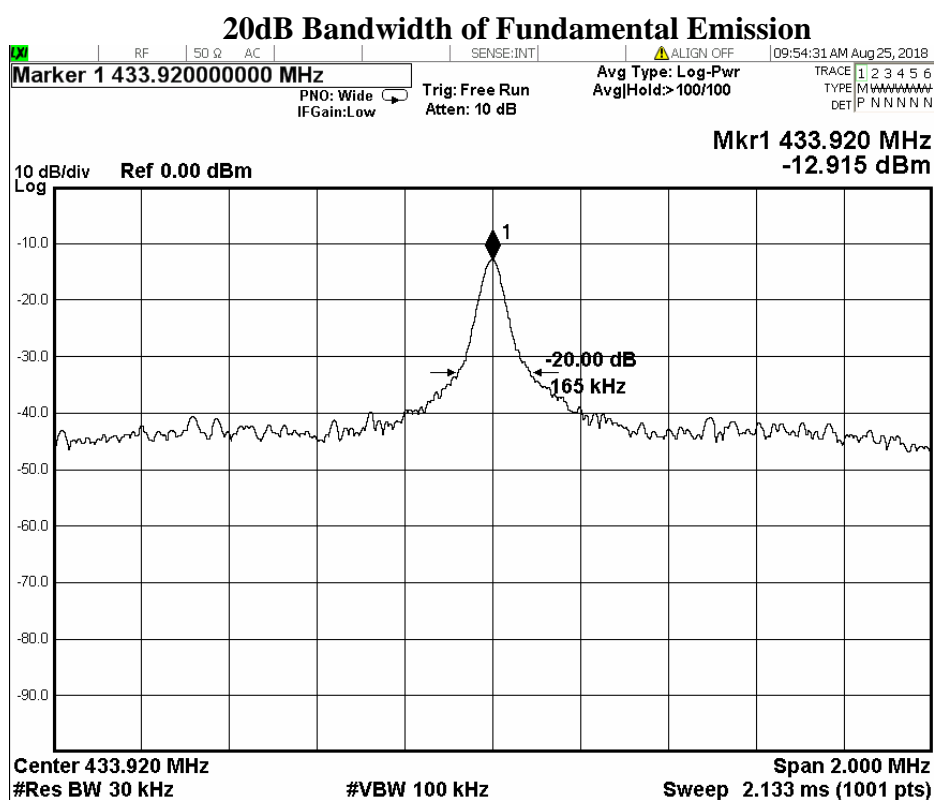
Date : 2018-08-27
 No. : HMD18080049

Page 11 of 18

Limits for 20 dB Bandwidth of Fundamental Emission:

Frequency Range [MHz]	20dB Bandwidth [kHz]	FCC Limits * [MHz]
433.92	165.0	1.0848

*: FCC Limit for Bandwidth measurement = (0.25%)(Center Frequency)
 = (0.0025)(433.92)
 = 1.0848MHz





Test Report

Date : 2018-08-27
No. : HMD18080049

Page 12 of 18

Appendix A

List of Measurement Equipment

Radiated Emission

EQP NO.	DESCRIPTION	MANUFACTURER	MODEL NO.	SERIAL NO.	LAST CAL	DUE CAL
EM215	MULTIDEVICE CONTROLLER	EMCO	2090	00024676	N/A	N/A
EM217	ELECTRIC POWERED TURNTABLE	EMCO	2088	00029144	N/A	N/A
EM218	ANECHOIC CHAMBER	ETS-LINDGREN	FACT-3	--	2018/01/24	2019/01/24
EM356	ANTENNA POSITIONING TOWER	ETS-LINDGREN	2171B	00150346	N/A	N/A
EM354	BICONILOG ANTENNA	ETS-LINDGREN	3143B	00142073	2018/03/29	2020/03/29
EM229	EMI TEST RECEIVER	R&S	ESIB40	100248	2018/06/01	2019/06/01
EM276	BROADBAND HORN ANTENNA	A-INFOMW	JXTXLB-10180-SF	J2031090903007	2018/04/27	2020/04/27
EM300	PYRAMIDAL STANDARD GAIN HORN ANTENNA	ETS-LINDGREN	3160-09	00130130	2018/05/13	2019/05/13
EM301	PYRAMIDAL STANDARD GAIN HORN ANTENNA	ETS-LINDGREN	3160-10	00130988	2018/05/13	2019/05/13
EM302	PRECISION OMNIDIRECTIONAL DIPOLE (1 – 6GHZ)	SEIBERSDORF LABORATORIES	POD 16	161806/L	2018/05/11	2020/05/11
EM303	PRECISION OMNIDIRECTIONAL DIPOLE (6 – 18GHZ)	SEIBERSDORF LABORATORIES	POD 618	6181908/L	2018/05/11	2020/05/11
EM353	LOOP ANTENNA	ETS LINDGREN	6502	00206533	2018/04/16	2020/04/16
EM045	POWER METER	ROHDE & SCHWARZ	NRVD	843246/028	2017/10/14	2018/10/14

Remarks:-

CM Corrective Maintenance
N/A Not Applicable
TBD To Be Determined

The Hong Kong Standards and Testing Centre Limited

10 Dai Wang Street, Taipo Industrial Estate, Tai Po, N.T., Hong Kong

Tel: +852 2666 1888 Fax: +852 2664 4353 Email: hkstc@stc.group Website: www.stc.group

This report shall not be reproduced unless with prior written approval from The Hong Kong Standards and Testing Centre Limited.

For Conditions of Issuance of this test report, please refer to "Conditions of Issuance of Test Reports" section or Website.



Test Report

Date : 2018-08-27
No. : HMD18080049

Page 13 of 18

Appendix B

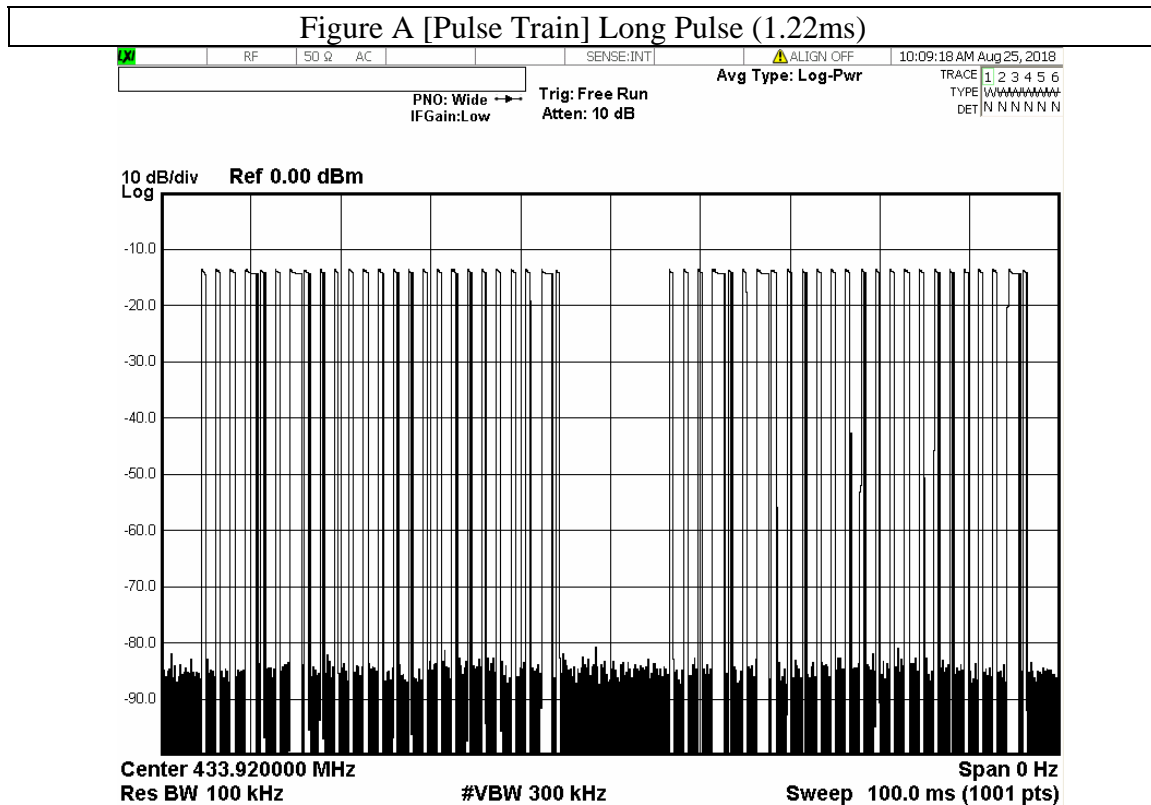
Duty Cycle Correction During 100msec

Each packet period (100msec) never exceeds a series of 6 (1.22msec) long and 44 (0.44msec) short pulses. Assuming any combination of short and long pulses may be obtained due to encoding the worst case transmit duty cycle would be considered $(1.22*6+0.44*4)$ msec per 100msec = 9.08% duty cycle. Figure A shows the characteristics of the pulse train for one of these functions.

Remarks:

Duty cycle factor = $20\text{Log} [(1.22*6+0.44*4)/100] = -11.5\text{dB}$

The following figures [Figure A to Figure C] showed the characteristics of the pulse train for one of these functions.



The Hong Kong Standards and Testing Centre Limited

10 Dai Wang Street, Taipo Industrial Estate, Tai Po, N.T., Hong Kong

Tel: +852 2666 1888 Fax: +852 2664 4353 Email: hkstc@stc.group Website: www.stc.group

This report shall not be reproduced unless with prior written approval from The Hong Kong Standards and Testing Centre Limited.

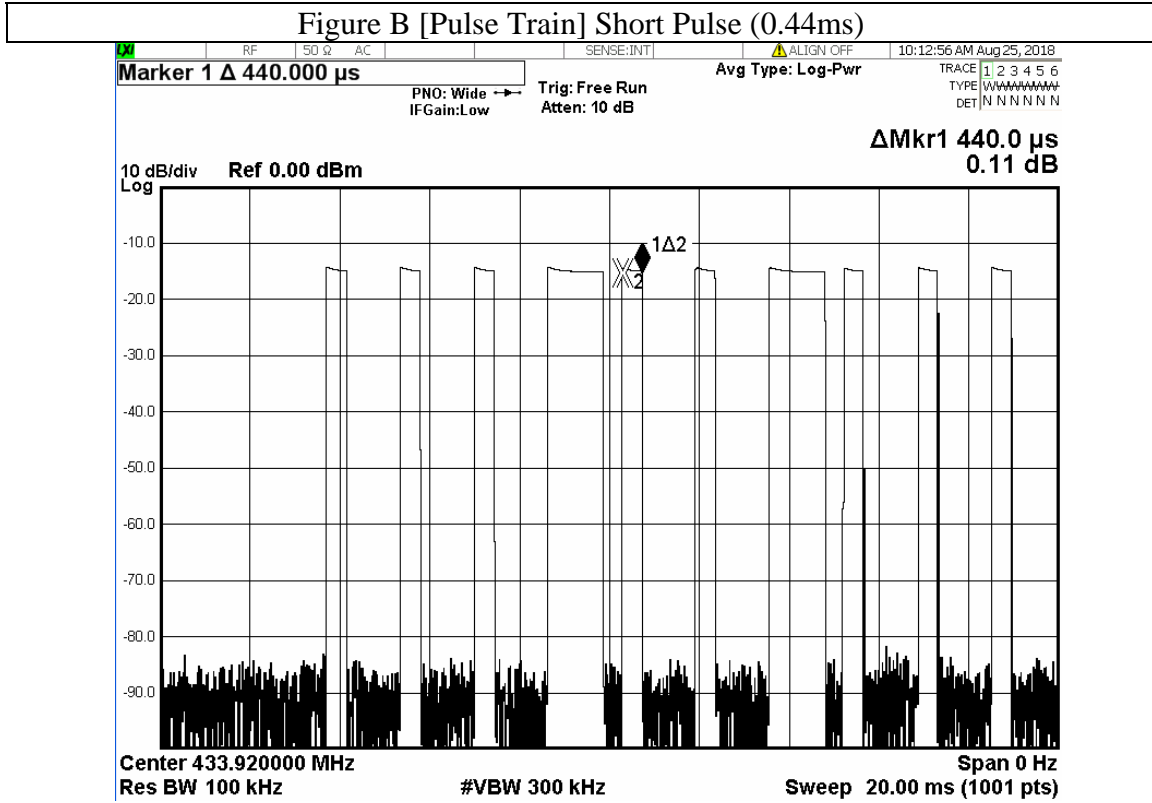
For Conditions of Issuance of this test report, please refer to "Conditions of Issuance of Test Reports" section or Website.



Test Report

Date : 2018-08-27
No. : HMD18080049

Page 14 of 18



The Hong Kong Standards and Testing Centre Limited

10 Dai Wang Street, Taipo Industrial Estate, Tai Po, N.T., Hong Kong

Tel: +852 2666 1888 Fax: +852 2664 4353 Email: hkstc@stc.group Website: www.stc.group

This report shall not be reproduced unless with prior written approval from The Hong Kong Standards and Testing Centre Limited.

For Conditions of Issuance of this test report, please refer to "Conditions of Issuance of Test Reports" section or Website.



Test Report

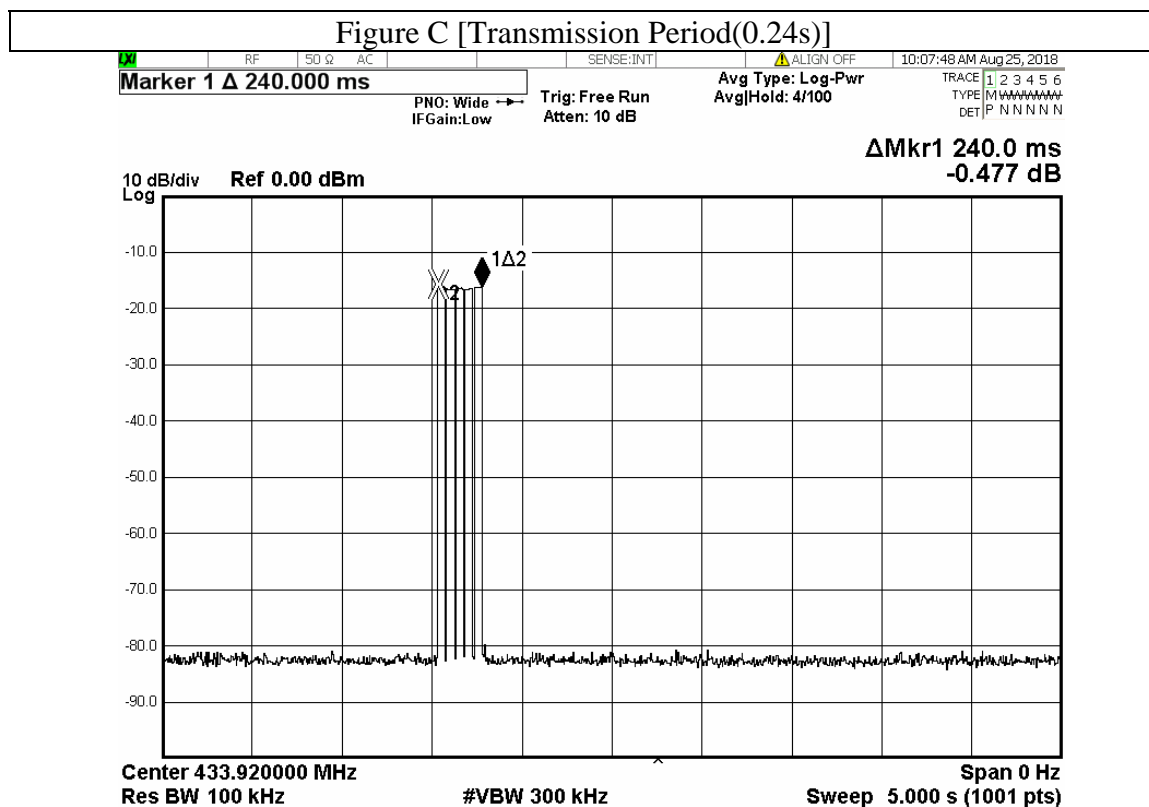
Date : 2018-08-27
 No. : HMD18080049

Page 15 of 18

Appendix C

Manual Operated Transmitter Transmission Time [FCC 47CFR 15.231(a)]

According to FCC 47CFR15.231 (a). A manually operated transmitter shall employ a switch that will automatically deactivate the transmitter within not more than 5 seconds of being released. The EUT ceases transmission almost immediately upon being released and appears to finish the current packet being transmitted. Therefore the longest period of time the transmitter should take to deactivate is a packet length.



Test Report

Date : 2018-08-27
No. : HMD18080049

Page 16 of 18

Appendix D

Photographs of EUT

Front View of the product



Inner Circuit Top View



Rear View of the product



Inner Circuit Bottom View




Test Report

Date : 2018-08-27
No. : HMD18080049

Page 17 of 18

Photographs of EUT

Measurement of Radiated Emission Test Set Up



Measurement of Radiated Emission Test Set Up



The Hong Kong Standards and Testing Centre Limited

10 Dai Wang Street, Tai Po Industrial Estate, Tai Po, N.T., Hong Kong

Tel: +852 2666 1888 Fax: +852 2664 4353 Email: hkstc@stc.group Website: www.stc.group

This report shall not be reproduced unless with prior written approval from The Hong Kong Standards and Testing Centre Limited.

For Conditions of Issuance of this test report, please refer to "Conditions of Issuance of Test Reports" section or Website.


Test Report

Date : 2018-08-27
No. : HMD18080049

Page 18 of 18

Photographs of EUT

Measurement of Radiated Emission Test Set Up



***** End of Test Report *****

Conditions of Issuance of Test Reports

1. All samples and goods are accepted by The Hong Kong Standards & Testing Centre Limited (the "Company") solely for testing and reporting in accordance with the following terms and conditions. The Company provides its services on the basis that such terms and conditions constitute express agreement between the Company and any person, firm or company requesting its services (the "Clients").
2. Any report issued by the Company as a result of this application for testing service (the "Report") shall be issued in confidence to the Clients and the Report will be strictly treated as such by the Company. It may not be reproduced either in its entirety or in part and it may not be used for advertising or other unauthorized purposes without the written consent of the Company. The Clients to whom the Report is issued may, however, show or send it, or a certified copy thereof prepared by the Company to his customer, supplier or other persons directly concerned. The Company will not, without the consent of the Clients, enter into any discussion or correspondence with any third party concerning the contents of the Report, unless required by the relevant governmental authorities, laws or court orders.
3. The Company shall not be called or be liable to be called to give evidence or testimony on the Report in a court of law without its prior written consent, unless required by the relevant governmental authorities, laws or court orders.
4. The Report refers only to the sample tested and does not apply to the bulk, unless the sampling has been carried out by the Company and is stated as such in the Report.
5. In the event of the improper use the report as determined by the Company, the Company reserves the right to withdraw it, and to adopt any other additional remedies which may be appropriate.
6. Sample submitted for testing are accepted on the understanding that the Report issued cannot form the basis of, or be the instrument for, any legal action against the Company.
7. The Company will not be liable for or accept responsibility for any loss or damage howsoever arising from the use of information contained in any of its Reports or in any communication whatsoever about its said tests or investigations.
8. Clients wishing to use the Report in court proceedings or arbitration shall inform the Company to that effect prior to submitting the sample for testing.
9. Subject to the variable length of retention time for test data and report stored hereinto as to otherwise specifically required by individual accreditation authorities, the Company will only keep the supporting test data and information of this test report for a period of three years. The data and information will be disposed of after the aforementioned retention period has elapsed. Under no circumstances shall we provide any data and information which has been disposed of after the retention period. Under no circumstances shall we be liable for damages of any kind, including (but not limited to) compensatory damages, lost profits, lost data, or any form of special, incidental, indirect, consequential or punitive damages of any kind, whether based on breach of contract of warranty, tort (including negligence), product liability or otherwise, even if we are informed in advance of the possibility of such damages.
10. Issuance records of the Report are available on the internet at www.stc-group.org. Further enquiry of validity or verification of the Reports should be addressed to the Company.