

16 Exhibit B - EUT Setup Photographs


16.1 Conducted Emissions - AC/DC Adapter Powered Front View




16.2 Conducted Emissions AC/DC Adapter Powered Side View



16.3 Conducted Emissions POE Powered Front View




16.4 Conducted Emissions POE Powered Side View




16.5 TX Radiated Emission Front View



16.6 TX Radiated Emission below 1 GHz Rear View




16.7 TX Radiated Emission above 1 GHz Rear View




16.8 RX Radiated Emission (AC/DC Adaptor Powered) Front View



16.9 RX Radiated Emission (AC/DC Adaptor Powered) below 1 GHz Rear View




16.10 RX Radiated Emission (AC/DC Adaptor Powered) above 1 GHz Rear View



16.11 RX Radiated Emission (POE Powered) Front View



16.12 RX Radiated Emission (POE Powered) below 1 GHz Rear View



16.13 RX Radiated Emission (POE Powered) above 1 GHz Rear View

