

16 Exhibit B - EUT Setup Photographs


16.1 AC Line Conducted Emissions with AC/DC Adapter Powered - Front View




16.2 AC Line Conducted Emissions with AC/DC Adapter Powered - Side View



16.3 AC Line Conducted Emissions with POE Powered - Front View




16.4 AC Line Conducted Emissions with POE Powered - Side View



16.5 Radiated Emission Front View at 3 Meter



16.6 Radiated Emission below 1 GHz Rear View at 3 Meter



16.7 Radiated Emission above 1 GHz Rear View at 3 Meter

