

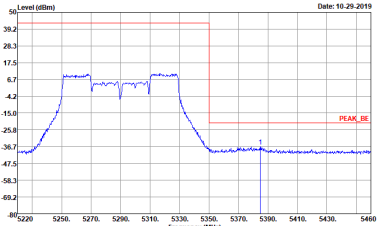
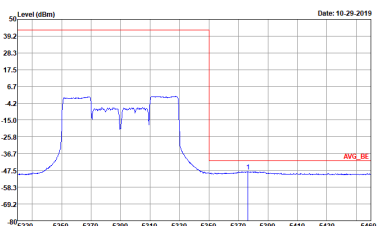


Band 2 - 5250~5350MHz

WIFI 802.11ax HE80 (Band Edge)

WIFI	Band 2 5250~5350MHz Band Edge	
ANT	802.11ax HE80 CH58 5290MHz	
3	CSE	Fundamental
Peak	<p>Site : TH01-CA Condition : PEAK_BE ANT 9.42 HORIZONTAL Detector : Peak Project : 190621001 Mode : 10</p>	<p>Site : TH01-CA Condition : PEAK(FUN1) ANT 9.42 HORIZONTAL Detector : Peak Project : 190621001 Mode : 10</p>
Avg.	<p>Site : TH01-CA Condition : AVG_BE ANT 9.42 HORIZONTAL Detector : Peak Project : 190621001 Mode : 10</p>	Left blank



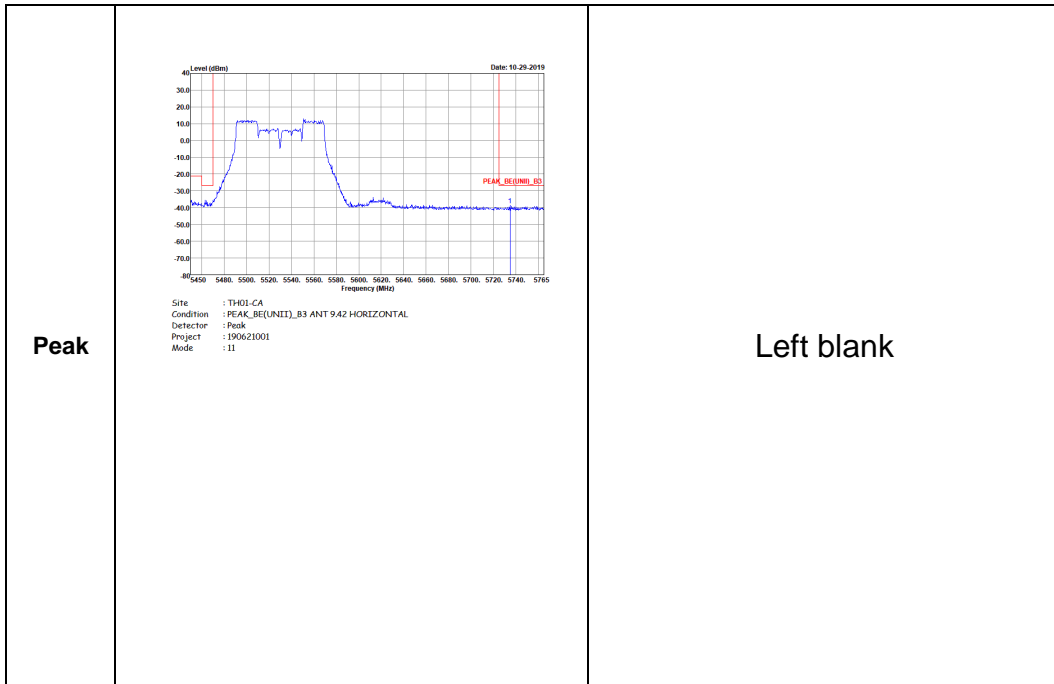
<p><b>Peak</b></p>	 <p>Site : TH01-CA Condition : PEAK_BE ANT 9.42 HORIZONTAL Detector : Peak Project : 190621001 Mode : 10</p>	<p>Left blank</p>
<p><b>Avg.</b></p>	 <p>Site : TH01-CA Condition : AVG_BE ANT 9.42 HORIZONTAL Detector : Peak Project : 190621001 Mode : 10</p>	<p>Left blank</p>



Band 3 - 5470~5725MHz

WIFI 802.11ax HE80 (Band Edge)

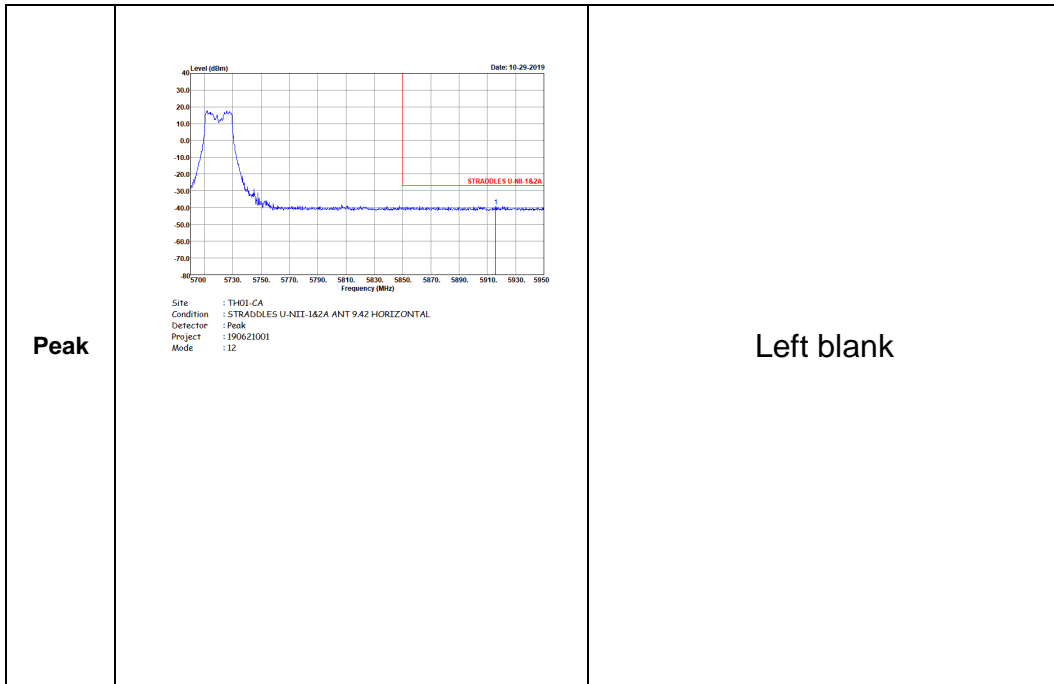
WIFI	Band 3 5470~5725MHz Band Edge	
ANT	802.11ax HE80 CH106 5530MHz	
3	CSE	Fundamental
Peak	<p>Site : TH01-CA            Condition : PEAK_BE(UNIT)_B3 ANT 9.42 HORIZONTAL            Detector : Peak            Project : 190621001            Mode : II</p>	<p>Site : TH01-CA            Condition : PEAK(UNIT) ANT 9.42 HORIZONTAL            Detector : Peak            Project : 190621001            Mode : II</p>
Avg.	<p>Site : TH01-CA            Condition : AVG_BE(UNIT)_B3 ANT 9.42 HORIZONTAL            Detector : Peak            Project : 190621001            Mode : II</p>	Left blank





**Straddle Channel**  
**WIFI 802.11ax HE20 (Band Edge)**

WIFI	Straddle Channel Band Edge	
ANT	802.11ax HE20 CH144 5720MHz	
3	CSE	Fundamental
<b>Peak</b>	<p>           Date: 10-29-2019            Site : TH01-CA            Condition : STRADDLES U-NII-1&amp;2A ANT 9.42 HORIZONTAL            Detector : Peak            Project : 190621001            Mode : 12         </p>	<p>           Date: 10-29-2019            Site : TH01-CA            Condition : PEAK(U-NII) ANT 9.42 HORIZONTAL            Detector : Peak            Project : 190621001            Mode : 12         </p>
<b>Avg.</b>	<p>           Date: 10-29-2019            Site : TH01-CA            Condition : U-NII-1&amp;2A AVERAGE ANT 9.42 HORIZONTAL            Detector : Peak            Project : 190621001            Mode : 12         </p>	<b>Left blank</b>

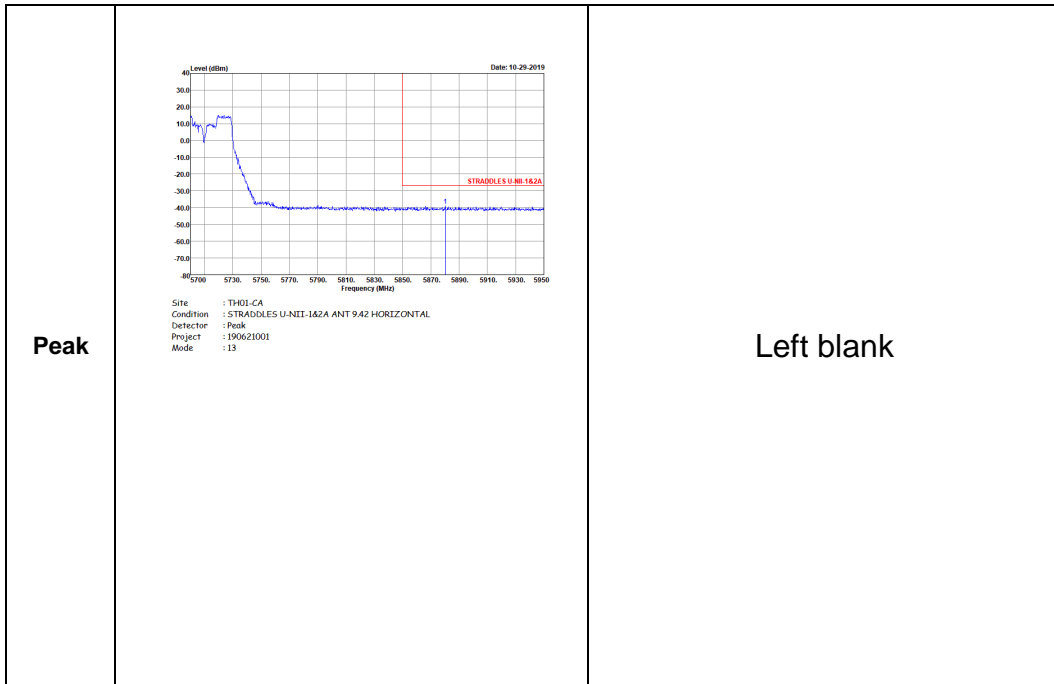




**Straddle Channel**  
**WIFI 802.11ax HE40 (Band Edge)**

WIFI	Straddle Channel Band Edge	
ANT	802.11ax HE40 CH142 5710MHz	
3	CSE	Fundamental
<b>Peak</b>	<p>           Date: 10-29-2019            Site : TH01-CA            Condition : STRADDLES U-NII-1&amp;2A ANT 9.42 HORIZONTAL            Detector : Peak            Project : 190621001            Mode : 13         </p>	<p>           Date: 10-29-2019            Site : TH01-CA            Condition : PEAK(U-NII) ANT 9.42 HORIZONTAL            Detector : Peak            Project : 190621001            Mode : 13         </p>
<b>Avg.</b>	<p>           Date: 10-29-2019            Site : TH01-CA            Condition : U-NII-1&amp;2A AVERAGE ANT 9.42 HORIZONTAL            Detector : Peak            Project : 190621001            Mode : 13         </p>	<b>Left blank</b>

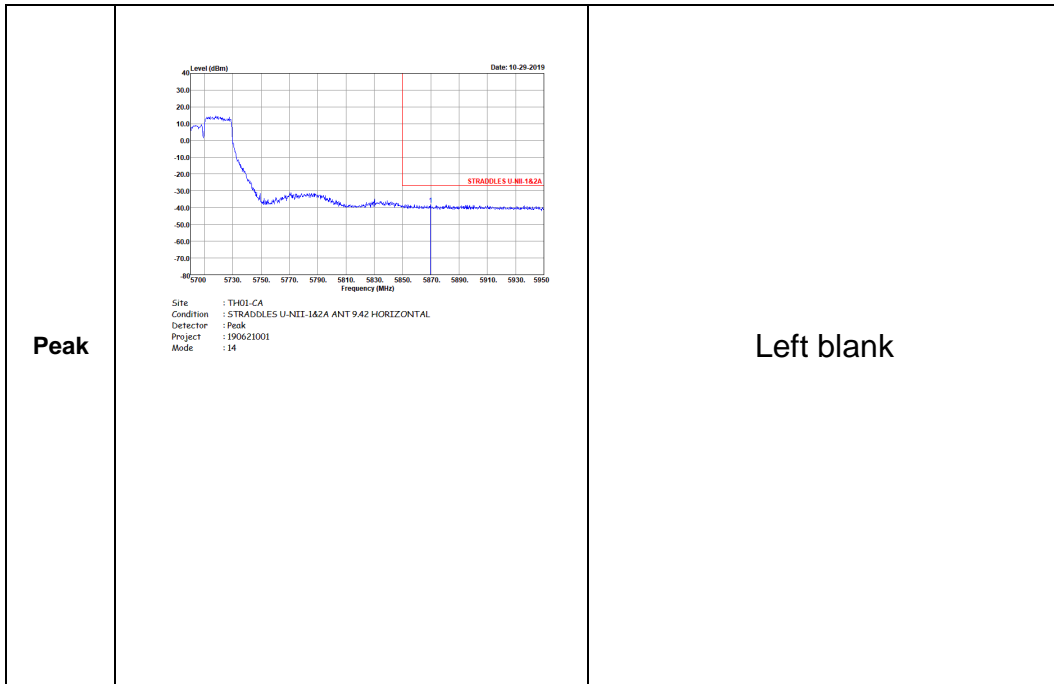






**Straddle Channel**  
**WIFI 802.11ax HE80 (Band Edge)**

WIFI	Straddle Channel Band Edge	
ANT	802.11ax HE80 CH138 5690MHz	
3	CSE	Fundamental
<b>Peak</b>	<p>           Date: 10-29-2019            Site : TH01-CA            Condition : STRADDLES U-NII-1&amp;2A ANT 9.42 HORIZONTAL            Detector : Peak            Project : 190621001            Mode : 14         </p>	<p>           Date: 10-29-2019            Site : TH01-CA            Condition : PEAK(U-NII) ANT 9.42 HORIZONTAL            Detector : Peak            Project : 190621001            Mode : 14         </p>
<b>Avg.</b>	<p>           Date: 10-29-2019            Site : TH01-CA            Condition : U-NII-1&amp;2A AVERAGE ANT 9.42 HORIZONTAL            Detector : Peak            Project : 190621001            Mode : 14         </p>	<b>Left blank</b>





Band 2 - 5250~5350MHz

WIFI 802.11ax HE20 (Band Edge)

WIFI	Band 2 5250~5350MHz Band Edge	
ANT	802.11ax HE20 CH64 5320MHz	
4	CSE	Fundamental
Peak	<p>Site : TH01-CA            Condition : PEAK_BE ANT 9.42 HORIZONTAL            Detector : Peak            Project : 190621001            Mode : 2</p>	<p>Site : TH01-CA            Condition : PEAK(FUNII) ANT 9.42 HORIZONTAL            Detector : Peak            Project : 190621001            Mode : 2</p>
Avg.	<p>Site : TH01-CA            Condition : AVG_BE ANT 9.42 HORIZONTAL            Detector : Peak            Project : 190621001            Mode : 2</p>	Left blank



Band 3 - 5470~5725MHz

WIFI 802.11ax HE20 (Band Edge)

WIFI	Band 3 5470~5725MHz Band Edge	
ANT	802.11ax HE20 CH100 5500MHz	
4	CSE	Fundamental
Peak	<p>Site : TH01-CA            Condition : PEAK_BE(UNIT)_B3 ANT 9.42 HORIZONTAL            Detector : Peak            Project : 190621001            Mode : 3</p>	<p>Site : TH01-CA            Condition : PEAK(UNIT) ANT 9.42 HORIZONTAL            Detector : Peak            Project : 190621001            Mode : 3</p>
Avg.	<p>Site : TH01-CA            Condition : AVG_BE(UNIT)_B3 ANT 9.42 HORIZONTAL            Detector : Peak            Project : 190621001            Mode : 3</p>	Left blank

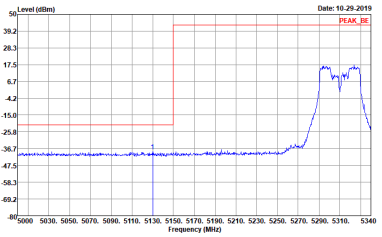
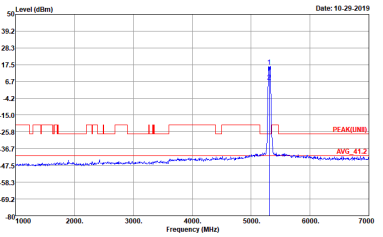
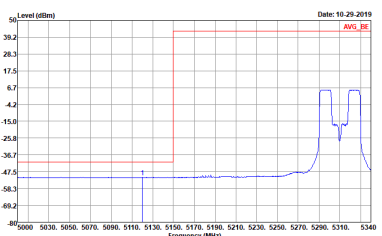


WIFI	Band 3 5470~5725MHz Band Edge	
ANT	802.11ax HE20 CH140 5700MHz	
4	CSE	Fundamental
Peak	<p>Site : TH01-CA Condition : PEAK_BE(UNII)_B3 ANT 9.42 HORIZONTAL Detector : Peak Project : 190621001 Mode : -4</p>	<p>Site : TH01-CA Condition : PEAK(UNII) ANT 9.42 HORIZONTAL Detector : Peak Project : 190621001 Mode : -4</p>



Band 2 - 5250~5350MHz

WIFI 802.11ax HE40 (Band Edge)

WIFI	Band 2 5250~5350MHz Band Edge	
ANT	802.11ax HE40 CH62 5310MHz	
4	CSE	Fundamental
Peak	 <p>Site : TH01-CA            Condition : PEAK_BE ANT 9.42 HORIZONTAL            Detector : Peak            Project : 190621001            Mode : 6</p>	 <p>Site : TH01-CA            Condition : PEAK(FUN1) ANT 9.42 HORIZONTAL            Detector : Peak            Project : 190621001            Mode : 6</p>
Avg.	 <p>Site : TH01-CA            Condition : AVG_BE ANT 9.42 HORIZONTAL            Detector : Peak            Project : 190621001            Mode : 6</p>	Left blank



<p><b>Peak</b></p>	<p>Site : TH01-CA Condition : PEAK_BE ANT 9.42 HORIZONTAL Detector : Peak Project : 190621001 Mode : 6</p>	<p>Left blank</p>
<p><b>Avg.</b></p>	<p>Site : TH01-CA Condition : AVG_BE ANT 9.42 HORIZONTAL Detector : Peak Project : 190621001 Mode : 6</p>	<p>Left blank</p>

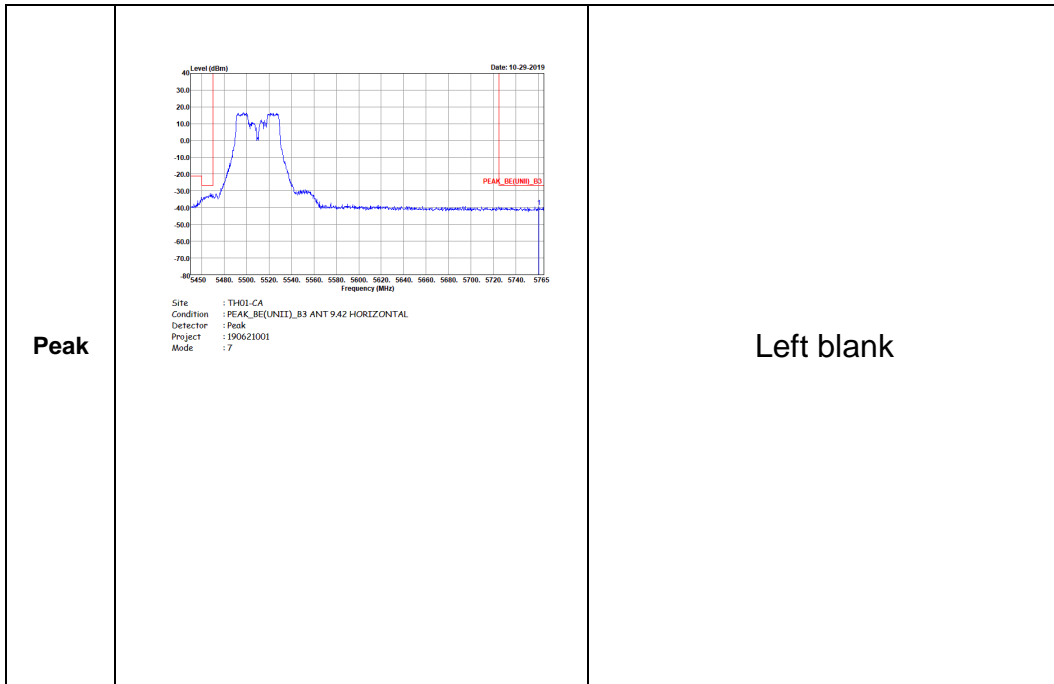




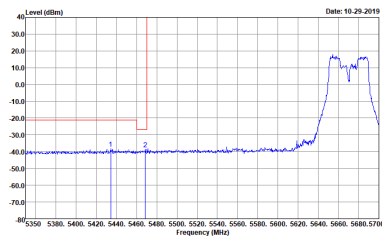
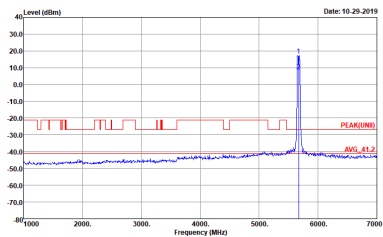
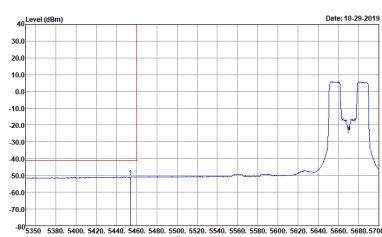
Band 3 - 5470~5725MHz

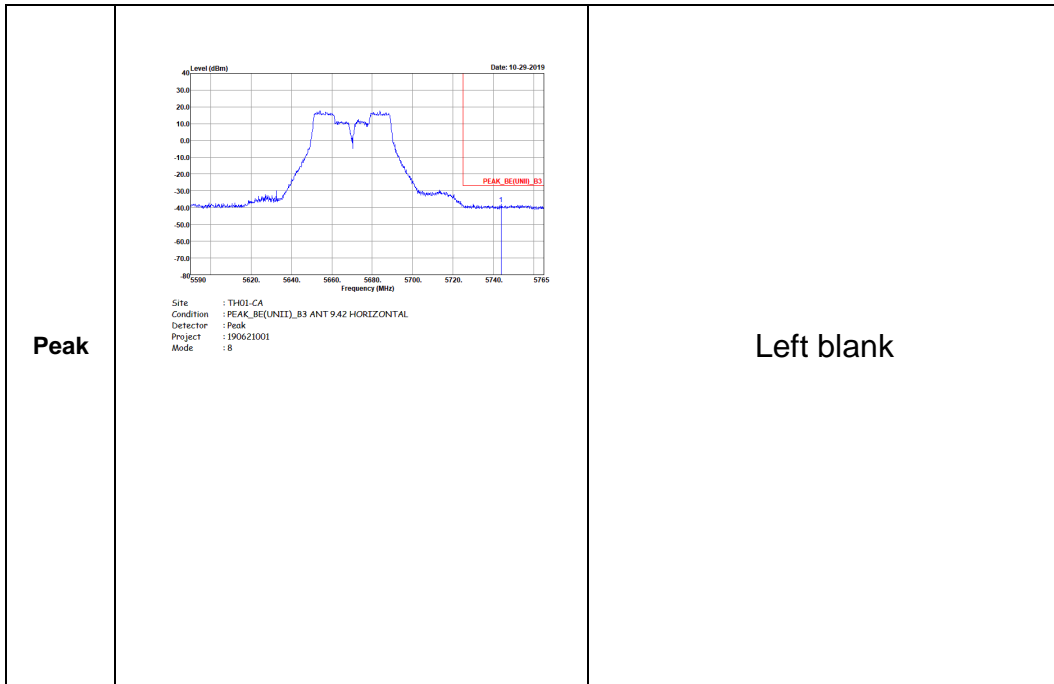
WIFI 802.11ax HE40 (Band Edge)

WIFI	Band 3 5470~5725MHz Band Edge	
ANT	802.11ax HE40 CH102 5510MHz	
4	CSE	Fundamental
Peak	<p>Site : TH01-CA            Condition : PEAK_BE(UNIT)_B3 ANT 9.42 HORIZONTAL            Detector : Peak            Project : 190621001            Mode : 7</p>	<p>Site : TH01-CA            Condition : PEAK(UNIT) ANT 9.42 HORIZONTAL            Detector : Peak            Project : 190621001            Mode : 7</p>
Avg.	<p>Site : TH01-CA            Condition : AVG_BE(UNIT)_B3 ANT 9.42 HORIZONTAL            Detector : Peak            Project : 190621001            Mode : 7</p>	Left blank





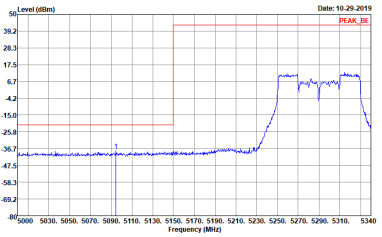
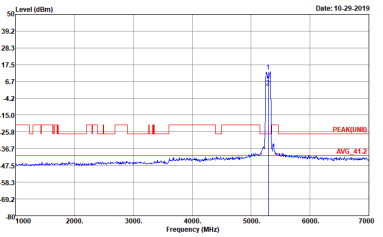
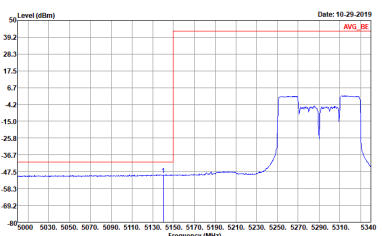
WIFI	Band 3 5470~5725MHz Band Edge	
ANT	802.11ax HE40 CH134 5670MHz	
4	CSE	Fundamental
Peak	 <p>Site : TH01-CA          Condition : PEAK_BE(UNII)_B3 ANT 9.42 HORIZONTAL          Detector : Peak          Project : 190621001          Mode : B</p>	 <p>Site : TH01-CA          Condition : PEAK(UNII) ANT 9.42 HORIZONTAL          Detector : Peak          Project : 190621001          Mode : B</p>
Avg.	 <p>Site : TH01-CA          Condition : AVG_BE(UNII)_B3 ANT 9.42 HORIZONTAL          Detector : Peak          Project : 190621001          Mode : B</p>	Left blank



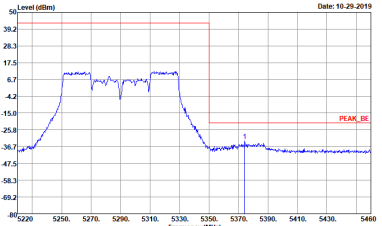
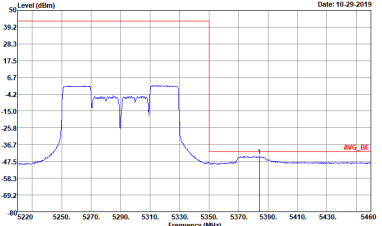


Band 2 - 5250~5350MHz

WIFI 802.11ax HE80 (Band Edge)

WIFI	Band 2 5250~5350MHz Band Edge	
ANT	802.11ax HE80 CH58 5290MHz	
4	CSE	Fundamental
Peak	 <p>Date: 10-29-2019</p> <p>Site : TH01-CA            Condition : PEAK_BE ANT 9.42 HORIZONTAL            Detector : Peak            Project : 190621001            Mode : 10</p>	 <p>Date: 10-29-2019</p> <p>Site : TH01-CA            Condition : PEAK(FUN) ANT 9.42 HORIZONTAL            Detector : Peak            Project : 190621001            Mode : 10</p>
Avg.	 <p>Date: 10-29-2019</p> <p>Site : TH01-CA            Condition : AVG_BE ANT 9.42 HORIZONTAL            Detector : Peak            Project : 190621001            Mode : 10</p>	Left blank



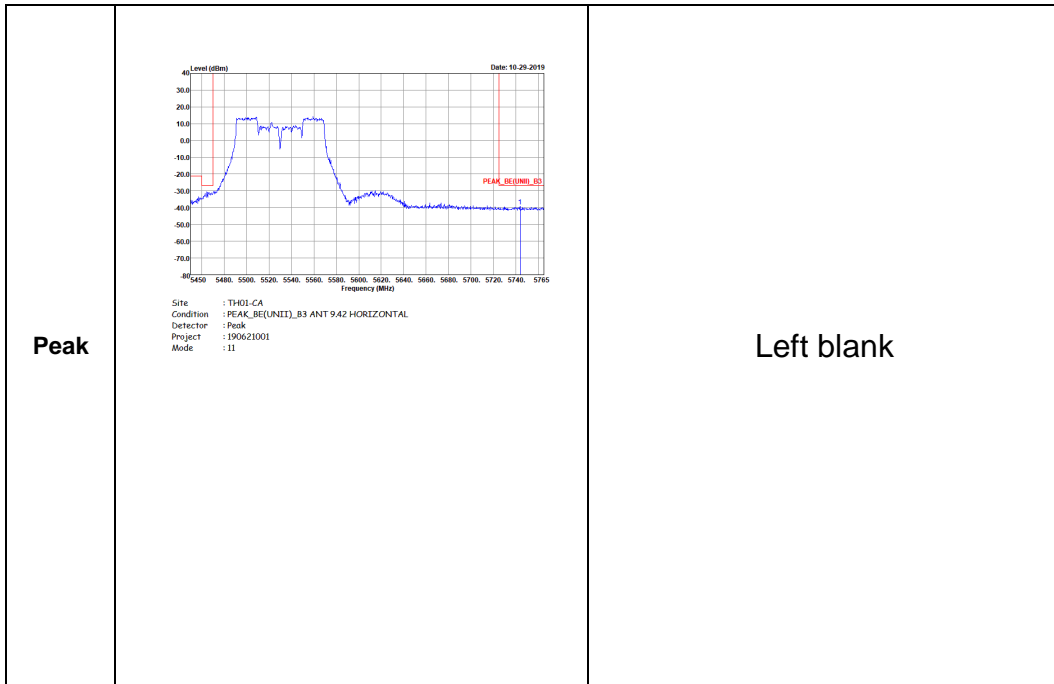
<p><b>Peak</b></p>	 <p>Site : TH01-CA Condition : PEAK_BE ANT 9.42 HORIZONTAL Detector : Peak Project : 190621001 Mode : 10</p>	<p>Left blank</p>
<p><b>Avg.</b></p>	 <p>Site : TH01-CA Condition : AVG_BE ANT 9.42 HORIZONTAL Detector : Peak Project : 190621001 Mode : 10</p>	<p>Left blank</p>



Band 3 - 5470~5725MHz

WIFI 802.11ax HE80 (Band Edge)

WIFI	Band 3 5470~5725MHz Band Edge	
ANT	802.11ax HE80 CH106 5530MHz	
4	CSE	Fundamental
Peak	<p>Site : TH01-CA            Condition : PEAK_BE(UNIT1)_B3 ANT 9.42 HORIZONTAL            Detector : Peak            Project : 190621001            Mode : 11</p>	<p>Site : TH01-CA            Condition : PEAK(UNIT1) ANT 9.42 HORIZONTAL            Detector : Peak            Project : 190621001            Mode : 11</p>
Avg.	<p>Site : TH01-CA            Condition : AVG_BE(UNIT1)_B3 ANT 9.42 HORIZONTAL            Detector : Peak            Project : 190621001            Mode : 11</p>	Left blank

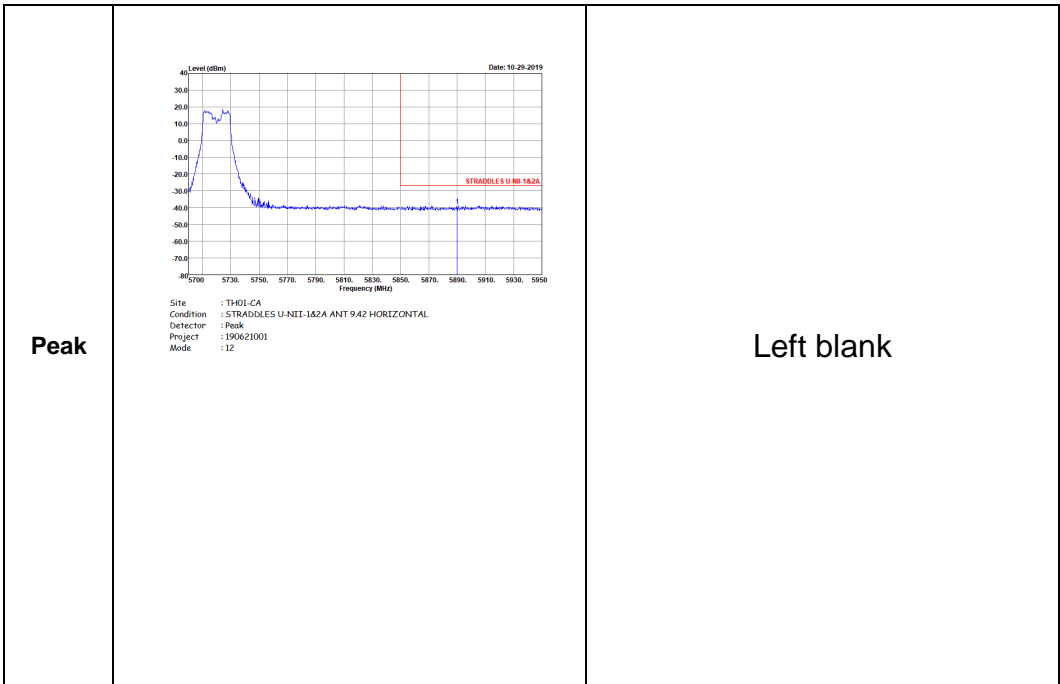






**Straddle Channel**  
**WIFI 802.11ax HE20 (Band Edge)**

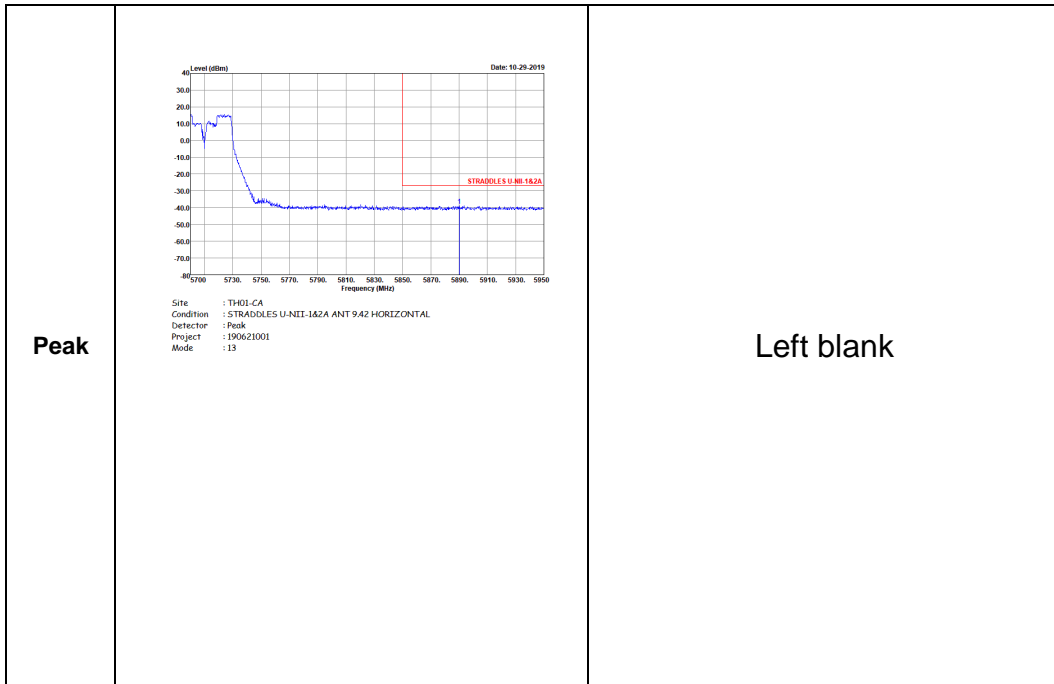
WIFI	Straddle Channel Band Edge	
ANT	802.11ax HE20 CH144 5720MHz	
<b>4</b>	<b>CSE</b>	<b>Fundamental</b>
<b>Peak</b>	<p>Site : TH01-CA Condition : STRADDLES U-NII-1&amp;2A ANT 9.42 HORIZONTAL Detector : Peak Project : 190621001 Mode : 12</p>	<p>Site : TH01-CA Condition : PEAK(U-NII) ANT 9.42 HORIZONTAL Detector : Peak Project : 190621001 Mode : 12</p>
<b>Avg.</b>	<p>Site : TH01-CA Condition : U-NII-1&amp;2A AVERAGE ANT 9.42 HORIZONTAL Detector : Peak Project : 190621001 Mode : 12</p>	<b>Left blank</b>





**Straddle Channel**  
**WIFI 802.11ax HE40 (Band Edge)**

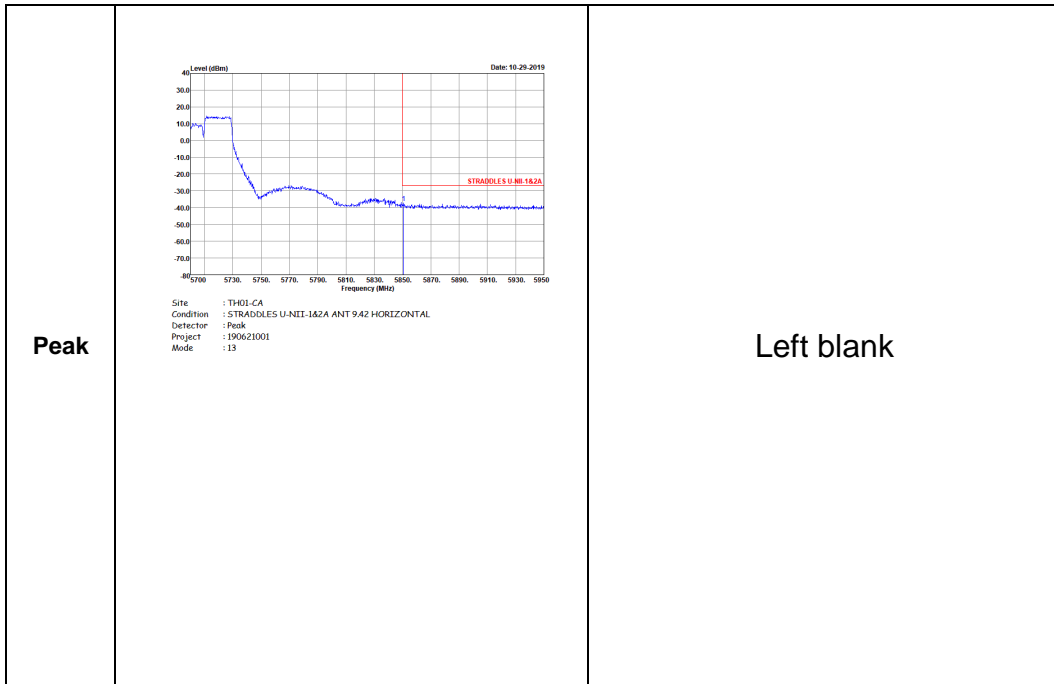
WIFI	Straddle Channel Band Edge	
ANT	802.11ax HE40 CH142 5710MHz	
4	CSE	Fundamental
<b>Peak</b>	<p>Site : TH01-CA Condition : STRADDLES U-NII-1&amp;2A ANT 9.42 HORIZONTAL Detector : Peak Project : 190621001 Mode : 13</p>	<p>Site : TH01-CA Condition : PEAK(U-NII) ANT 9.42 HORIZONTAL Detector : Peak Project : 190621001 Mode : 13</p>
<b>Avg.</b>	<p>Site : TH01-CA Condition : U-NII-1&amp;2A AVERAGE ANT 9.42 HORIZONTAL Detector : Peak Project : 190621001 Mode : 13</p>	<b>Left blank</b>





**Straddle Channel**  
**WIFI 802.11ax HE80 (Band Edge)**

WIFI	Straddle Channel Band Edge	
ANT	802.11ax HE80 CH138 5690MHz	
4	CSE	Fundamental
<b>Peak</b>	<p>           Date: 10-29-2019            Site : TH01-CA            Condition : STRADDLES U-NII-1&amp;2A ANT 9.42 HORIZONTAL            Detector : Peak            Project : 190621001            Mode : 13         </p>	<p>           Date: 10-29-2019            Site : TH01-CA            Condition : PEAK(U-NII) ANT 9.42 HORIZONTAL            Detector : Peak            Project : 190621001            Mode : 13         </p>
<b>Avg.</b>	<p>           Date: 10-29-2019            Site : TH01-CA            Condition : U-NII-1&amp;2A AVERAGE ANT 9.42 HORIZONTAL            Detector : Peak            Project : 190621001            Mode : 13         </p>	<b>Left blank</b>





## Appendix E. Cabinet Radiated Spurious Emission

Test Engineer :	Watt Tseng	Temperature :	22~26°C
		Relative Humidity :	41~49%

Band 2 - 5250~5350MHz

WIFI 802.11a (Band Edge @ 3m)

WIFI	Note	Frequency	Level	Over	Limit	Read	Antenna	Path	Preamp	Ant	Table	Peak	Pol.
Ant.				Limit	Line	Level	Factor	Loss	Factor	Pos	Pos	Avg.	
1+2+3+4		( MHz )	( dBμV/m )	( dB )	( dBμV/m )	( dBμV )	( dB/m )	( dB )	( dB )	( cm )	( deg )	( P/A )	( H/V )
802.11a CH 52 5260MHz		5133.62	54.3	-19.7	74	42.58	31.68	10.94	30.9	100	244	P	H
		5149.94	45.98	-8.02	54	34.2	31.69	10.99	30.9	100	244	A	H
	*	5260	124.28	-	-	112.2	31.76	11.22	30.9	100	244	P	H
	*	5260	117.08	-	-	105	31.76	11.22	30.9	100	244	A	H
		5437.68	58.2	-15.8	74	45.81	31.86	11.42	30.89	100	244	P	H
		5351.76	50.08	-3.92	54	37.84	31.81	11.33	30.9	100	244	A	H
		5084.66	54.28	-19.72	74	42.74	31.65	10.8	30.91	257	242	P	V
		5147.22	45.29	-8.71	54	33.52	31.69	10.98	30.9	257	242	A	V
	*	5260	123.45	-	-	111.37	31.76	11.22	30.9	257	242	P	V
	*	5260	116.17	-	-	104.09	31.76	11.22	30.9	257	242	A	V
		5455.44	57.5	-16.5	74	45.09	31.87	11.43	30.89	257	242	P	V
		5451.12	49.11	-4.89	54	36.7	31.87	11.43	30.89	257	242	A	V
802.11a CH 60 5300MHz		5136.68	53.27	-20.73	74	41.54	31.68	10.95	30.9	285	233	P	H
		5112.2	44.63	-9.37	54	32.99	31.67	10.88	30.91	285	233	A	H
	*	5300	122.72	-	-	110.57	31.78	11.27	30.9	285	233	P	H
	*	5300	115.52	-	-	103.37	31.78	11.27	30.9	285	233	A	H
		5350.08	56.33	-17.67	74	44.09	31.81	11.33	30.9	285	233	P	H
		5398.56	48.07	-5.93	54	35.73	31.84	11.39	30.89	285	233	A	H
		5011.9	52.8	-21.2	74	41.51	31.61	10.59	30.91	388	128	P	V
		5140.76	43.66	-10.34	54	31.91	31.68	10.97	30.9	388	128	A	V
	*	5300	119.46	-	-	107.31	31.78	11.27	30.9	388	128	P	V
	*	5300	112.28	-	-	100.13	31.78	11.27	30.9	388	128	A	V
		5411.76	53.57	-20.43	74	41.21	31.85	11.4	30.89	388	128	P	V
		5396.88	46.9	-7.1	54	34.56	31.84	11.39	30.89	388	128	A	V



<b>802.11a</b>  <b>CH 64</b>  <b>5320MHz</b>	*	5320	118.92	-	-	106.74	31.79	11.29	30.9	100	245	P	H
	*	5320	111.6	-	-	99.42	31.79	11.29	30.9	100	245	A	H
		5350.4	60.29	-13.71	74	48.05	31.81	11.33	30.9	100	245	P	H
		5350.24	53.14	-0.86	54	40.9	31.81	11.33	30.9	100	245	A	H
													H
													H
	*	5320	118.73	-	-	106.55	31.79	11.29	30.9	248	242	P	V
	*	5320	111.16	-	-	98.98	31.79	11.29	30.9	248	242	A	V
		5352	54.74	-19.26	74	42.5	31.81	11.33	30.9	248	242	P	V
		5417.44	46.38	-7.62	54	34.02	31.85	11.4	30.89	248	242	A	V
													V
													V
<b>Remark</b>	1. No other spurious found. 2. All results are PASS against Peak and Average limit line.												





**Band 2 5250~5350MHz**

**WIFI 802.11a (Harmonic @ 3m)**

WIFI Ant. 1+2+3+4	Note	Frequency ( MHz )	Level ( dBμV/m )	Over Limit ( dB )	Limit Line ( dBμV/m )	Read Level (dBμV)	Antenna Factor ( dB/m )	Path Loss ( dB )	Preamp Factor ( dB )	Ant Pos ( cm )	Table Pos ( deg )	Peak Avg. (P/A)	Pol. (H/V)	
802.11a CH 52 5260MHz		10520	66.94	-1.26	68.2	69.5	39.62	16.55	58.73	400	146	P	H	
		15780	46.92	-27.08	74	49.97	37.5	20.36	60.91	100	0	P	H	
													H	
													H	
			10520	67.38	-0.82	68.2	69.94	39.62	16.55	58.73	100	149	P	V
			15780	46.47	-27.53	74	49.52	37.5	20.36	60.91	100	0	P	V
														V
														V
802.11a CH 60 5300MHz		10600	64.01	-9.99	74	66.52	39.72	16.61	58.84	183	247	P	H	
		10600	53.7	-0.3	54	56.21	39.72	16.61	58.84	183	247	A	H	
		15900	45.51	-28.49	74	48.51	37.28	20.46	60.74	100	0	P	H	
													H	
			10600	61.5	-12.5	74	64.01	39.72	16.61	58.84	115	146	P	V
			10600	51.81	-2.19	54	54.32	39.72	16.61	58.84	115	146	A	V
			15900	45.03	-28.97	74	48.03	37.28	20.46	60.74	100	0	P	V
														V
802.11a CH 64 5320MHz		10640	61.1	-12.9	74	63.6	39.77	16.63	58.9	179	249	P	H	
		10640	50.56	-3.44	54	53.06	39.77	16.63	58.9	179	249	A	H	
		15960	44.34	-29.66	74	47.32	37.17	20.51	60.66	100	0	P	H	
													H	
			10640	59.06	-14.94	74	61.56	39.77	16.63	58.9	109	147	P	V
			10640	47.54	-6.46	54	50.04	39.77	16.63	58.9	109	147	A	V
			15960	44.01	-29.99	74	46.99	37.17	20.51	60.66	100	0	P	V
														V
Remark	1. No other spurious found. 2. All results are PASS against Peak and Average limit line.													



**Band 2 5250~5350MHz**

**WIFI 802.11ax VHT20 (Band Edge @ 3m)**

WIFI Ant. 1+2+3+4	Note	Frequency ( MHz )	Level ( dBμV/m )	Over Limit ( dB )	Limit Line ( dBμV/m )	Read Level ( dBμV )	Antenna Factor ( dB/m )	Path Loss ( dB )	Preamp Factor ( dB )	Ant Pos ( cm )	Table Pos ( deg )	Peak Avg. ( P/A )	Pol. ( H/V )	
802.11ax VHT20 CH 52 5260MHz		5139.36	53.34	-20.66	74	41.6	31.68	10.96	30.9	289	240	P	H	
		5149.76	45.04	-8.96	54	33.26	31.69	10.99	30.9	289	240	A	H	
	*	5260	124.44	-	-	112.36	31.76	11.22	30.9	289	240	P	H	
	*	5260	115.45	-	-	103.37	31.76	11.22	30.9	289	240	A	H	
													H	
														H
			5138.58	53.8	-20.2	74	42.06	31.68	10.96	30.9	269	227	P	V
			5146.12	44.58	-9.42	54	32.81	31.69	10.98	30.9	269	227	A	V
		*	5260	123.66	-	-	111.58	31.76	11.22	30.9	269	227	P	V
		*	5260	114.15	-	-	102.07	31.76	11.22	30.9	269	227	A	V
													V	
													V	
802.11ax VHT20 CH 60 5300MHz		5109.82	53.15	-20.85	74	41.52	31.67	10.87	30.91	100	241	P	H	
		5149.6	45.02	-8.98	54	33.24	31.69	10.99	30.9	100	241	A	H	
	*	5300	123.92	-	-	111.77	31.78	11.27	30.9	100	241	P	H	
	*	5300	114.4	-	-	102.25	31.78	11.27	30.9	100	241	A	H	
			5420.16	58.21	-15.79	74	45.85	31.85	11.4	30.89	100	241	P	H
			5391.6	48.49	-5.51	54	36.17	31.83	11.38	30.89	100	241	A	H
			5101.66	52.82	-21.18	74	41.22	31.66	10.85	30.91	300	231	P	V
			5106.08	44.04	-9.96	54	32.43	31.66	10.86	30.91	300	231	A	V
		*	5300	122.42	-	-	110.27	31.78	11.27	30.9	300	231	P	V
		*	5300	112.5	-	-	100.35	31.78	11.27	30.9	300	231	A	V
		5367.84	53.82	-20.18	74	41.55	31.82	11.35	30.9	300	231	P	V	
		5392.32	45.35	-8.65	54	33.02	31.84	11.38	30.89	300	231	A	V	



<b>802.11ax</b> <b>VHT20</b> <b>CH 64</b> <b>5320MHz</b>	*	5320	121.6	-	-	109.42	31.79	11.29	30.9	100	244	P	H
	*	5320	112.38	-	-	100.2	31.79	11.29	30.9	100	244	A	H
		5350.88	62.83	-11.17	74	50.59	31.81	11.33	30.9	100	244	P	H
		5351.52	53.4	-0.6	54	41.16	31.81	11.33	30.9	100	244	A	H
													H
													H
	*	5320	120.64	-	-	108.46	31.79	11.29	30.9	242	239	P	V
	*	5320	111.41	-	-	99.23	31.79	11.29	30.9	242	239	A	V
		5356	56.79	-17.21	74	44.54	31.81	11.34	30.9	242	239	P	V
		5356.32	48.58	-5.42	54	36.33	31.81	11.34	30.9	242	239	A	V
													V
													V
<b>Remark</b>	1. No other spurious found. 2. All results are PASS against Peak and Average limit line.												



**Band 2 5250~5350MHz**

**WIFI 802.11ax VHT20 (Harmonic @ 3m)**

WIFI Ant. 1+2+3+4	Note	Frequency ( MHz )	Level ( dBμV/m )	Over Limit ( dB )	Limit Line ( dBμV/m )	Read Level (dBμV)	Antenna Factor ( dB/m )	Path Loss ( dB )	Preamp Factor ( dB )	Ant Pos ( cm )	Table Pos ( deg )	Peak Avg. (P/A)	Pol. (H/V)
802.11ax VHT20 CH 52 5260MHz		10520	66.29	-1.91	68.2	68.85	39.62	16.55	58.73	400	147	P	H
		10520	53.18	-0.82	54	55.74	39.62	16.55	58.73	400	147	A	H
		15780	46.97	-27.03	74	50.02	37.5	20.36	60.91	100	0	P	H
													H
		10520	64.33	-3.87	68.2	66.89	39.62	16.55	58.73	384	146	P	V
		10520	52.34	-1.66	54	54.9	39.62	16.55	58.73	384	146	A	V
		15780	45.65	-28.35	74	48.7	37.5	20.36	60.91	100	0	P	V
													V
802.11ax VHT20 CH 60 5300MHz		10600	65.35	-8.65	74	67.86	39.72	16.61	58.84	192	254	P	H
		10600	53.65	-0.35	54	56.16	39.72	16.61	58.84	192	254	A	H
		15900	45.48	-28.52	74	48.48	37.28	20.46	60.74	100	0	P	H
													H
		10600	62.02	-11.98	74	64.53	39.72	16.61	58.84	100	148	P	V
		10600	51.4	-2.6	54	53.91	39.72	16.61	58.84	100	148	A	V
		15900	45.22	-28.78	74	48.22	37.28	20.46	60.74	100	0	P	V
													V
802.11ax VHT20 CH 64 5320MHz		10640	62.7	-11.3	74	65.2	39.77	16.63	58.9	188	251	P	H
		10640	51.33	-2.67	54	53.83	39.77	16.63	58.9	188	251	A	H
		15960	44.53	-29.47	74	47.51	37.17	20.51	60.66	100	0	P	H
													H
		10640	59.62	-14.38	74	62.12	39.77	16.63	58.9	387	147	P	V
		10640	48.05	-5.95	54	50.55	39.77	16.63	58.9	387	147	A	V
		15960	43.45	-30.55	74	46.43	37.17	20.51	60.66	100	0	P	V
													V
Remark	1. No other spurious found. 2. All results are PASS against Peak and Average limit line.												



**Band 2 5250~5350MHz**

**WIFI 802.11ax VHT40 (Band Edge @ 3m)**

WIFI Ant. 1+2+3+4	Note	Frequency ( MHz )	Level ( dBμV/m )	Over Limit ( dB )	Limit Line ( dBμV/m )	Read Level (dBμV)	Antenna Factor ( dB/m )	Path Loss ( dB )	Preamp Factor ( dB )	Ant Pos ( cm )	Table Pos ( deg )	Peak Avg. (P/A)	Pol. (H/V)
802.11ax VHT40 CH 54 5270MHz		5128.52	54.44	-19.56	74	42.73	31.68	10.93	30.9	100	246	P	H
		5148.24	45.44	-8.56	54	33.66	31.69	10.99	30.9	100	246	A	H
	*	5270	120.88	-	-	108.79	31.76	11.23	30.9	100	246	P	H
	*	5270	112.11	-	-	100.02	31.76	11.23	30.9	100	246	A	H
		5355.12	60.32	-13.68	74	48.08	31.81	11.33	30.9	100	246	P	H
		5354.4	52.9	-1.1	54	40.66	31.81	11.33	30.9	100	246	A	H
		5146.88	53.55	-20.45	74	41.78	31.69	10.98	30.9	256	124	P	V
		5149.94	44.06	-9.94	54	32.28	31.69	10.99	30.9	256	124	A	V
	*	5270	119.97	-	-	107.88	31.76	11.23	30.9	256	124	P	V
	*	5270	111.08	-	-	98.99	31.76	11.23	30.9	256	124	A	V
		5353.2	57.42	-16.58	74	45.18	31.81	11.33	30.9	256	124	P	V
		5353.92	49.86	-4.14	54	37.62	31.81	11.33	30.9	256	124	A	V
802.11ax VHT40 CH 62 5310MHz		5137.36	53.33	-20.67	74	41.59	31.68	10.96	30.9	100	246	P	H
		5138.04	43.34	-10.66	54	31.6	31.68	10.96	30.9	100	246	A	H
	*	5310	114.27	-	-	102.1	31.79	11.28	30.9	100	246	P	H
	*	5310	105.53	-	-	93.36	31.79	11.28	30.9	100	246	A	H
		5351.52	61	-13	74	48.76	31.81	11.33	30.9	100	246	P	H
		5351.04	53.08	-0.92	54	40.84	31.81	11.33	30.9	100	246	A	H
		5147.9	51.71	-22.29	74	39.93	31.69	10.99	30.9	114	130	P	V
		5146.54	42.96	-11.04	54	31.19	31.69	10.98	30.9	114	130	A	V
	*	5310	113.93	-	-	101.76	31.79	11.28	30.9	114	130	P	V
	*	5310	103.44	-	-	91.27	31.79	11.28	30.9	114	130	A	V
	5352	58.49	-15.51	74	46.25	31.81	11.33	30.9	114	130	P	V	
	5350.8	51.55	-2.45	54	39.31	31.81	11.33	30.9	114	130	A	V	
Remark	1. No other spurious found. 2. All results are PASS against Peak and Average limit line.												



**Band 2 5250~5350MHz**

**WIFI 802.11ax VHT40 (Harmonic @ 3m)**

WIFI Ant. 1+2+3+4	Note	Frequency ( MHz )	Level ( dBμV/m )	Over Limit ( dB )	Limit Line ( dBμV/m )	Read Level (dBμV)	Antenna Factor ( dB/m )	Path Loss ( dB )	Preamp Factor ( dB )	Ant Pos ( cm )	Table Pos ( deg )	Peak Avg. (P/A)	Pol. (H/V)	
802.11ax VHT40 CH 54 5270MHz		10540	62.17	-6.03	68.2	64.71	39.65	16.57	58.76	124	195	P	H	
		15810	45.38	-28.62	74	48.43	37.44	20.38	60.87	100	0	P	H	
													H	
													H	
			10540	62.21	-5.99	68.2	64.75	39.65	16.57	58.76	371	151	P	V
			15810	46.03	-27.97	74	49.08	37.44	20.38	60.87	100	0	P	V
														V
802.11ax VHT40 CH 62 5310MHz		10620	47.67	-26.33	74	50.18	39.74	16.62	58.87	100	0	P	H	
		15930	43.3	-30.7	74	46.29	37.23	20.48	60.7	100	0	P	H	
													H	
													H	
			10620	47.16	-26.84	74	49.67	39.74	16.62	58.87	100	0	P	V
			15930	43.19	-30.81	74	46.18	37.23	20.48	60.7	100	0	P	V
														V
Remark	1. No other spurious found.													
	2. All results are PASS against Peak and Average limit line.													



Band 2 5250~5350MHz

WIFI 802.11ax VHT80 (Band Edge @ 3m)

WIFI Ant. 1+2+3+4	Note	Frequency ( MHz )	Level ( dBμV/m )	Over Limit ( dB )	Limit Line ( dBμV/m )	Read Level (dBμV)	Antenna Factor ( dB/m )	Path Loss ( dB )	Preamp Factor ( dB )	Ant Pos ( cm )	Table Pos ( deg )	Peak Avg. (P/A)	Pol. (H/V)
802.11ax VHT80 CH 58 5290MHz		5100.3	51.87	-22.13	74	40.27	31.66	10.85	30.91	100	245	P	H
		5147.22	43.68	-10.32	54	31.91	31.69	10.98	30.9	100	245	A	H
	*	5290	112.64	-	-	100.52	31.77	11.25	30.9	100	245	P	H
	*	5290	103.07	-	-	90.95	31.77	11.25	30.9	100	245	A	H
		5361.12	61.41	-12.59	74	49.15	31.82	11.34	30.9	100	245	P	H
		5360.4	52.78	-1.22	54	40.52	31.82	11.34	30.9	100	245	A	H
		5145.18	51.93	-22.07	74	40.16	31.69	10.98	30.9	316	124	P	V
		5149.26	43.07	-10.93	54	31.29	31.69	10.99	30.9	316	124	A	V
	*	5290	108.98	-	-	96.86	31.77	11.25	30.9	316	124	P	V
	*	5290	100.91	-	-	88.79	31.77	11.25	30.9	316	124	A	V
		5350.8	61.01	-12.99	74	48.77	31.81	11.33	30.9	316	124	P	V
	5351.28	52.65	-1.35	54	40.41	31.81	11.33	30.9	316	124	A	V	
Remark	1. No other spurious found. 2. All results are PASS against Peak and Average limit line.												



**Band 2 5250~5350MHz**

**WIFI 802.11ax VHT80 (Harmonic @ 3m)**

WIFI Ant. 1+2+3+4	Note	Frequency ( MHz )	Level ( dBμV/m )	Over Limit ( dB )	Limit Line ( dBμV/m )	Read Level (dBμV)	Antenna Factor ( dB/m )	Path Loss ( dB )	Preamp Factor ( dB )	Ant Pos ( cm )	Table Pos ( deg )	Peak Avg. (P/A)	Pol. (H/V)	
802.11ax VHT80 CH 58 5290MHz		10580	46.5	-21.7	68.2	49.02	39.7	16.59	58.81	100	0	P	H	
		15870	44.22	-29.78	74	47.24	37.33	20.43	60.78	100	0	P	H	
													H	
													H	
			10580	47.04	-21.16	68.2	49.56	39.7	16.59	58.81	100	0	P	V
			15870	43.68	-30.32	74	46.7	37.33	20.43	60.78	100	0	P	V
														V
													V	
<b>Remark</b>	1. No other spurious found. 2. All results are PASS against Peak and Average limit line.													





Band 3 - 5470~5725MHz

WIFI 802.11a (Band Edge @ 3m)

WIFI	Note	Frequency	Level	Over	Limit	Read	Antenna	Path	Preamp	Ant	Table	Peak	Pol.	
Ant.				Limit	Line	Level	Factor	Loss	Factor	Pos	Pos	Avg.		
1+2+3+4		( MHz )	( dBμV/m )	( dB )	( dBμV/m )	( dBμV )	( dB/m )	( dB )	( dB )	( cm )	( deg )	(P/A)	(H/V)	
802.11a CH 100 5500MHz		5444.4	56.66	-17.34	74	44.26	31.87	11.42	30.89	100	119	P	H	
		5465.2	59.95	-8.25	68.2	47.52	31.88	11.44	30.89	100	119	P	H	
		5458.8	47.38	-6.62	54	34.96	31.88	11.43	30.89	100	119	A	H	
	*	5500	119.8	-	-	107.33	31.9	11.46	30.89	100	119	P	H	
	*	5500	112.77	-	-	100.3	31.9	11.46	30.89	100	119	A	H	
														H
			5420.24	55.4	-18.6	74	43.04	31.85	11.4	30.89	100	243	P	V
			5469.68	61.07	-7.13	68.2	48.64	31.88	11.44	30.89	100	243	P	V
			5410.48	47.29	-6.71	54	34.93	31.85	11.4	30.89	100	243	A	V
	*		5500	119.68	-	-	107.21	31.9	11.46	30.89	100	243	P	V
	*		5500	112.16	-	-	99.69	31.9	11.46	30.89	100	243	A	V
														V
802.11a CH 116 5580MHz		5428.96	52.2	-21.8	74	39.82	31.86	11.41	30.89	220	115	P	H	
		5463.04	52.45	-15.75	68.2	40.03	31.88	11.43	30.89	220	115	P	H	
		5429.92	44.48	-9.52	54	32.1	31.86	11.41	30.89	220	115	A	H	
	*	5580	117.77	-	-	105.16	32.01	11.52	30.92	220	115	P	H	
	*	5580	110.39	-	-	97.78	32.01	11.52	30.92	220	115	A	H	
			5742.95	52.23	-15.97	68.2	39.21	32.24	11.75	30.97	220	115	P	H
			5444.56	51.91	-22.09	74	39.51	31.87	11.42	30.89	233	239	P	V
			5460.16	53.38	-14.82	68.2	40.96	31.88	11.43	30.89	233	239	P	V
			5458.72	44.25	-9.75	54	31.83	31.88	11.43	30.89	233	239	A	V
	*		5580	117.65	-	-	105.04	32.01	11.52	30.92	233	239	P	V
	*		5580	110.13	-	-	97.52	32.01	11.52	30.92	233	239	A	V
			5747.045	51.76	-16.44	68.2	38.72	32.25	11.76	30.97	233	239	P	V



<b>802.11a</b> <b>CH 140</b> <b>5700MHz</b>	*	5700	118.54	-	-	105.64	32.18	11.68	30.96	100	246	P	H
	*	5700	111.33	-	-	98.43	32.18	11.68	30.96	100	246	A	H
		5726.12	56.7	-11.5	68.2	43.72	32.22	11.73	30.97	100	246	P	H
													H
													H
													H
	*	5700	118.02	-	-	105.12	32.18	11.68	30.96	100	241	P	V
	*	5700	110.55	-	-	97.65	32.18	11.68	30.96	100	241	A	V
		5725.88	59.9	-8.3	68.2	46.92	32.22	11.73	30.97	100	241	P	V
													V
													V
													V
<b>Remark</b>	1. No other spurious found. 2. All results are PASS against Peak and Average limit line.												



**Band 3 - 5470~5725MHz**

**WIFI 802.11a (Harmonic @ 3m)**

WIFI Ant. 1+2+3+4	Note	Frequency ( MHz )	Level ( dBμV/m )	Over Limit ( dB )	Limit Line ( dBμV/m )	Read Level ( dBμV )	Antenna Factor ( dB/m )	Path Loss ( dB )	Preamp Factor ( dB )	Ant Pos ( cm )	Table Pos ( deg )	Peak Avg. ( P/A )	Pol. ( H/V )
802.11a CH 100 5500MHz		11000	65.64	-8.36	74	67.98	40.2	16.86	59.4	142	197	P	H
		11000	53.65	-0.35	54	55.99	40.2	16.86	59.4	142	197	A	H
		16500	46.93	-21.27	68.2	47.13	39.1	20.9	60.2	100	0	P	H
													H
		11000	64.32	-9.68	74	66.66	40.2	16.86	59.4	200	167	P	V
		11000	53.26	-0.74	54	55.6	40.2	16.86	59.4	200	167	A	V
		16500	47.07	-21.13	68.2	47.27	39.1	20.9	60.2	100	0	P	V
802.11a CH 116 5580MHz		11160	62.64	-11.36	74	64.91	40.17	16.96	59.4	179	254	P	H
		11160	52.83	-1.17	54	55.1	40.17	16.96	59.4	179	254	A	H
		16740	47.14	-21.06	68.2	46.16	39.58	21.07	59.67	100	0	P	H
													H
		11160	62.93	-11.07	74	65.2	40.17	16.96	59.4	181	168	P	V
		11160	53.42	-0.58	54	55.69	40.17	16.96	59.4	181	168	A	V
		16740	47.09	-21.11	68.2	46.11	39.58	21.07	59.67	100	0	P	V
802.11a CH 140 5700MHz		11400	62.89	-11.11	74	65.07	40.12	17.1	59.4	131	198	P	H
		11400	53.32	-0.68	54	55.5	40.12	17.1	59.4	131	198	A	H
		17100	48.68	-19.52	68.2	45.69	40.46	21.33	58.8	100	0	P	H
													H
		11400	63.81	-10.19	74	65.99	40.12	17.1	59.4	197	162	P	V
		11400	52.65	-1.35	54	54.83	40.12	17.1	59.4	197	162	A	V
		17100	48.15	-20.05	68.2	45.16	40.46	21.33	58.8	100	0	P	V
Remark	1. No other spurious found. 2. All results are PASS against Peak and Average limit line.												



**Band 3 - 5470~5725MHz**

**WIFI 802.11ax VHT20 (Band Edge @ 3m)**

WIFI Ant. 1+2+3+4	Note	Frequency ( MHz )	Level ( dBμV/m )	Over Limit ( dB )	Limit Line ( dBμV/m )	Read Level (dBμV)	Antenna Factor ( dB/m )	Path Loss ( dB )	Preamp Factor ( dB )	Ant Pos ( cm )	Table Pos ( deg )	Peak Avg. (P/A)	Pol. (H/V)	
802.11ax VHT20 CH 100 5500MHz		5458.8	58.65	-15.35	74	46.23	31.88	11.43	30.89	100	246	P	H	
		5467.76	63.09	-5.11	68.2	50.66	31.88	11.44	30.89	100	246	P	H	
		5460	50.18	-3.82	54	37.76	31.88	11.43	30.89	100	246	A	H	
	*	5500	123.3	-	-	110.83	31.9	11.46	30.89	100	246	P	H	
	*	5500	113.24	-	-	100.77	31.9	11.46	30.89	100	246	A	H	
														H
			5402.16	55.69	-18.31	74	43.35	31.84	11.39	30.89	100	245	P	V
			5470	61.91	-6.29	68.2	49.48	31.88	11.44	30.89	100	245	P	V
			5455.44	47.13	-6.87	54	34.72	31.87	11.43	30.89	100	245	A	V
	*		5500	122.46	-	-	109.99	31.9	11.46	30.89	100	245	P	V
	*		5500	112.92	-	-	100.45	31.9	11.46	30.89	100	245	A	V
														V
802.11ax VHT20 CH 116 5580MHz		5435.92	53.09	-20.91	74	40.7	31.86	11.42	30.89	222	115	P	H	
		5461.12	51.4	-16.8	68.2	38.98	31.88	11.43	30.89	222	115	P	H	
		5375.92	45.4	-8.6	54	33.1	31.83	11.36	30.89	222	115	A	H	
	*	5580	121.44	-	-	108.83	32.01	11.52	30.92	222	115	P	H	
	*	5580	112.06	-	-	99.45	32.01	11.52	30.92	222	115	A	H	
			5727.2	53.52	-14.68	68.2	40.54	32.22	11.73	30.97	222	115	P	H
			5432.32	53.81	-20.19	74	41.43	31.86	11.41	30.89	204	247	P	V
			5464.96	52.2	-16	68.2	39.77	31.88	11.44	30.89	204	247	P	V
			5434.24	44.22	-9.78	54	31.84	31.86	11.41	30.89	204	247	A	V
	*		5580	121.94	-	-	109.33	32.01	11.52	30.92	204	247	P	V
	*		5580	111.44	-	-	98.83	32.01	11.52	30.92	204	247	A	V
			5728.46	52.54	-15.66	68.2	39.56	32.22	11.73	30.97	204	247	P	V



<b>802.11ax</b> <b>VHT20</b> <b>CH 140</b> <b>5700MHz</b>	*	5700	120.85	-	-	107.95	32.18	11.68	30.96	100	117	P	H
	*	5700	110.74	-	-	97.84	32.18	11.68	30.96	100	117	A	H
		5726.36	60.51	-7.69	68.2	47.53	32.22	11.73	30.97	100	117	P	H
													H
													H
													H
	*	5700	119.81	-	-	106.91	32.18	11.68	30.96	258	123	P	V
	*	5700	110.11	-	-	97.21	32.18	11.68	30.96	258	123	A	V
		5730.84	56.66	-11.54	68.2	43.68	32.22	11.73	30.97	258	123	P	V
													V
													V
													V
<b>Remark</b>	1. No other spurious found. 2. All results are PASS against Peak and Average limit line.												



**Band 3 - 5470~5725MHz**

**WIFI 802.11ax VHT20 (Harmonic @ 3m)**

WIFI Ant. 1+2+3+4	Note	Frequency ( MHz )	Level ( dBμV/m )	Over Limit ( dB )	Limit Line ( dBμV/m )	Read Level (dBμV)	Antenna Factor ( dB/m )	Path Loss ( dB )	Preamp Factor ( dB )	Ant Pos ( cm )	Table Pos ( deg )	Peak Avg. (P/A)	Pol. (H/V)	
802.11ax VHT20 CH 100 5500MHz		11000	63.99	-10.01	74	66.33	40.2	16.86	59.4	122	194	P	H	
		11000	53.75	-0.25	54	56.09	40.2	16.86	59.4	122	194	A	H	
		16500	45.34	-22.86	68.2	45.54	39.1	20.9	60.2	100	0	P	H	
													H	
			11000	62.29	-11.71	74	64.63	40.2	16.86	59.4	249	189	P	V
			11000	51.82	-2.18	54	54.16	40.2	16.86	59.4	249	189	A	V
			16500	45.08	-23.12	68.2	45.28	39.1	20.9	60.2	100	0	P	V
													V	
802.11ax VHT20 CH 116 5580MHz		11160	64.1	-9.9	74	66.37	40.17	16.96	59.4	133	195	P	H	
		11160	52.78	-1.22	54	55.05	40.17	16.96	59.4	133	195	A	H	
		16740	49.85	-18.35	68.2	48.87	39.58	21.07	59.67	100	0	P	H	
													H	
			11160	64.25	-9.75	74	66.52	40.17	16.96	59.4	190	166	P	V
			11160	53.48	-0.52	54	55.75	40.17	16.96	59.4	190	166	A	V
			16740	47.99	-20.21	68.2	47.01	39.58	21.07	59.67	100	0	P	V
													V	
802.11ax VHT20 CH 140 5700MHz		11400	63.92	-10.08	74	66.1	40.12	17.1	59.4	125	198	P	H	
		11400	53.35	-0.65	54	55.53	40.12	17.1	59.4	125	198	A	H	
		17100	49.36	-18.84	68.2	46.37	40.46	21.33	58.8	100	0	P	H	
													H	
			11400	64.76	-9.24	74	66.94	40.12	17.1	59.4	168	166	P	V
			11400	53.8	-0.2	54	55.98	40.12	17.1	59.4	168	166	A	V
			17100	48.19	-20.01	68.2	45.2	40.46	21.33	58.8	100	0	P	V
													V	
Remark	1. No other spurious found. 2. All results are PASS against Peak and Average limit line.													



**Band 3 - 5470~5725MHz**

**WIFI 802.11ax VHT40 (Band Edge @ 3m)**

WIFI Ant. 1+2+3+4	Note	Frequency ( MHz )	Level ( dBμV/m )	Over Limit ( dB )	Limit Line ( dBμV/m )	Read Level ( dBμV )	Antenna Factor ( dB/m )	Path Loss ( dB )	Preamp Factor ( dB )	Ant Pos ( cm )	Table Pos ( deg )	Peak Avg. ( P/A )	Pol. ( H/V )
802.11ax VHT40 CH 102 5510MHz		5459.92	60.9	-13.1	74	48.48	31.88	11.43	30.89	100	247	P	H
		5467.12	64.05	-4.15	68.2	51.62	31.88	11.44	30.89	100	247	P	H
		5459.92	52.94	-1.06	54	40.52	31.88	11.43	30.89	100	247	A	H
	*	5510	117.9	-	-	105.41	31.91	11.47	30.89	100	247	P	H
	*	5510	108.3	-	-	95.81	31.91	11.47	30.89	100	247	A	H
		5757.755	52.09	-16.11	68.2	39.04	32.26	11.77	30.98	100	247	P	H
		5457.28	56.8	-17.2	74	44.39	31.87	11.43	30.89	100	245	P	V
		5469.76	59.27	-8.93	68.2	46.84	31.88	11.44	30.89	100	245	P	V
		5455.12	48.38	-5.62	54	35.97	31.87	11.43	30.89	100	245	A	V
	*	5510	118.4	-	-	105.91	31.91	11.47	30.89	100	245	P	V
	*	5510	107.93	-	-	95.44	31.91	11.47	30.89	100	245	A	V
802.11ax VHT40 CH 110 5550MHz		5733.185	52.11	-16.09	68.2	39.11	32.23	11.74	30.97	100	245	P	V
		5442.16	55.88	-18.12	74	43.48	31.87	11.42	30.89	100	244	P	H
		5469.76	56.65	-11.55	68.2	44.22	31.88	11.44	30.89	100	244	P	H
		5459.68	47.46	-6.54	54	35.04	31.88	11.43	30.89	100	244	A	H
	*	5550	122.89	-	-	110.34	31.97	11.49	30.91	100	244	P	H
	*	5550	111.27	-	-	98.72	31.97	11.49	30.91	100	244	A	H
		5740.745	54.66	-13.54	68.2	41.64	32.24	11.75	30.97	100	244	P	H
		5448.64	55.48	-18.52	74	43.08	31.87	11.42	30.89	261	122	P	V
		5467.12	55.62	-12.58	68.2	43.19	31.88	11.44	30.89	261	122	P	V
		5448.88	46.93	-7.07	54	34.53	31.87	11.42	30.89	261	122	A	V
	*	5550	120.75	-	-	108.2	31.97	11.49	30.91	261	122	P	V
*	5550	110.26	-	-	97.71	31.97	11.49	30.91	261	122	A	V	
	5753.975	52.97	-15.23	68.2	39.92	32.26	11.77	30.98	261	122	P	V	



<b>802.11ax</b> <b>VHT40</b> <b>CH 134</b> <b>5670MHz</b>		5446.6	54.7	-19.3	74	42.3	31.87	11.42	30.89	100	244	P	H
		5460.6	53.35	-14.85	68.2	40.93	31.88	11.43	30.89	100	244	P	H
		5434	45.99	-8.01	54	33.61	31.86	11.41	30.89	100	244	A	H
	*	5670	120.42	-	-	107.59	32.14	11.64	30.95	100	244	P	H
	*	5670	110.12	-	-	97.29	32.14	11.64	30.95	100	244	A	H
		5741.55	58.28	-9.92	68.2	45.26	32.24	11.75	30.97	100	244	P	H
		5459.9	54.01	-19.99	74	41.59	31.88	11.43	30.89	249	120	P	V
		5465.85	52.84	-15.36	68.2	40.41	31.88	11.44	30.89	249	120	P	V
		5451.85	45.28	-8.72	54	32.87	31.87	11.43	30.89	249	120	A	V
	*	5670	118.56	-	-	105.73	32.14	11.64	30.95	249	120	P	V
	*	5670	108.79	-	-	95.96	32.14	11.64	30.95	249	120	A	V
		5725.8	58.09	-10.11	68.2	45.12	32.22	11.72	30.97	249	120	P	V
<b>Remark</b>	1. No other spurious found. 2. All results are PASS against Peak and Average limit line.												





**Band 3 - 5470~5725MHz**

**WIFI 802.11ax VHT40 (Harmonic @ 3m)**

WIFI Ant. 1+2+3+4	Note	Frequency ( MHz )	Level ( dBμV/m )	Over Limit ( dB )	Limit Line ( dBμV/m )	Read Level ( dBμV )	Antenna Factor ( dB/m )	Path Loss ( dB )	Preamp Factor ( dB )	Ant Pos ( cm )	Table Pos ( deg )	Peak Avg. ( P/A )	Pol. ( H/V )
802.11ax VHT40 CH 102 5510MHz		11020	56.3	-17.7	74	58.64	40.2	16.86	59.4	178	254	P	H
		11020	46.89	-7.11	54	49.23	40.2	16.86	59.4	178	254	A	H
		16530	45.96	-22.24	68.2	46.01	39.16	20.92	60.13	100	0	P	H
													H
		11020	58.62	-15.38	74	60.96	40.2	16.86	59.4	193	168	P	V
		11020	48.03	-5.97	54	50.37	40.2	16.86	59.4	193	168	A	V
		16530	45.98	-22.22	68.2	46.03	39.16	20.92	60.13	100	0	P	V
													V
802.11ax VHT40 CH 110 5550MHz		11100	62.37	-11.63	74	64.67	40.18	16.92	59.4	166	145	P	H
		11100	50.45	-3.55	54	52.75	40.18	16.92	59.4	166	145	A	H
		16650	46.71	-21.49	68.2	46.18	39.4	21	59.87	100	0	P	H
													H
		11100	63.41	-10.59	74	65.71	40.18	16.92	59.4	198	168	P	V
		11100	53.16	-0.84	54	55.46	40.18	16.92	59.4	198	168	A	V
		16650	46.8	-21.4	68.2	46.27	39.4	21	59.87	100	0	P	V
													V
802.11ax VHT40 CH 134 5670MHz		11340	63.08	-10.92	74	65.28	40.13	17.07	59.4	173	109	P	H
		11340	53.32	-0.68	54	55.52	40.13	17.07	59.4	173	109	A	H
		17010	47.76	-20.44	68.2	45.42	40.14	21.27	59.07	100	0	P	H
													H
		11340	63.43	-10.57	74	65.63	40.13	17.07	59.4	183	165	P	V
		11340	53.51	-0.49	54	55.71	40.13	17.07	59.4	183	165	A	V
		17010	48.31	-19.89	68.2	45.97	40.14	21.27	59.07	100	0	P	V
													V
Remark	1. No other spurious found. 2. All results are PASS against Peak and Average limit line.												



**Band 3 5470~5725MHz**

**WIFI 802.11ax VHT80 (Band Edge @ 3m)**

WIFI Ant. 1+2+3+4	Note	Frequency ( MHz )	Level ( dBμV/m )	Over Limit ( dB )	Limit Line ( dBμV/m )	Read Level (dBμV)	Antenna Factor ( dB/m )	Path Loss ( dB )	Preamp Factor ( dB )	Ant Pos ( cm )	Table Pos ( deg )	Peak Avg. (P/A)	Pol. (H/V)
802.11ax VHT80 CH 106 5530MHz		5456.8	59.89	-14.11	74	47.48	31.87	11.43	30.89	100	118	P	H
		5463.28	61.79	-6.41	68.2	49.37	31.88	11.43	30.89	100	118	P	H
		5456.08	52.96	-1.04	54	40.55	31.87	11.43	30.89	100	118	A	H
	*	5530	113.12	-	-	100.6	31.94	11.48	30.9	100	118	P	H
	*	5530	103.76	-	-	91.24	31.94	11.48	30.9	100	118	A	H
		5741.06	52.4	-15.8	68.2	39.38	32.24	11.75	30.97	100	118	P	H
		5445.04	58.57	-15.43	74	46.17	31.87	11.42	30.89	100	241	P	V
		5464.72	62.01	-6.19	68.2	49.58	31.88	11.44	30.89	100	241	P	V
		5445.04	50.46	-3.54	54	38.06	31.87	11.42	30.89	100	241	A	V
	*	5530	113.18	-	-	100.66	31.94	11.48	30.9	100	241	P	V
	*	5530	103.51	-	-	90.99	31.94	11.48	30.9	100	241	A	V
802.11ax VHT80 CH 122 5610MHz		5744.525	51.97	-16.23	68.2	38.95	32.24	11.75	30.97	100	241	P	V
		5457.52	59.76	-14.24	74	47.35	31.87	11.43	30.89	100	120	P	H
		5464.48	59.07	-9.13	68.2	46.64	31.88	11.44	30.89	100	120	P	H
		5459.44	50.8	-3.2	54	38.38	31.88	11.43	30.89	100	120	A	H
	*	5610	119.06	-	-	106.39	32.05	11.55	30.93	100	120	P	H
	*	5610	109.87	-	-	97.2	32.05	11.55	30.93	100	120	A	H
		5732.24	66.37	-1.83	68.2	53.38	32.23	11.73	30.97	100	120	P	H
		5453.2	57.05	-16.95	74	44.64	31.87	11.43	30.89	384	125	P	V
		5468.56	56.48	-11.72	68.2	44.05	31.88	11.44	30.89	384	125	P	V
		5451.76	48.36	-5.64	54	35.95	31.87	11.43	30.89	384	125	A	V
	*	5610	117.92	-	-	105.25	32.05	11.55	30.93	384	125	P	V
*	5610	108.77	-	-	96.1	32.05	11.55	30.93	384	125	A	V	
	5730.98	64.3	-3.9	68.2	51.32	32.22	11.73	30.97	384	125	P	V	
Remark	1. No other spurious found. 2. All results are PASS against Peak and Average limit line.												



**Band 3 5470~5725MHz**

**WIFI 802.11ax VHT80 (Harmonic @ 3m)**

WIFI Ant. 1+2+3+4	Note	Frequency ( MHz )	Level ( dBμV/m )	Over Limit ( dB )	Limit Line ( dBμV/m )	Read Level (dBμV)	Antenna Factor ( dB/m )	Path Loss ( dB )	Preamp Factor ( dB )	Ant Pos ( cm )	Table Pos ( deg )	Peak Avg. (P/A)	Pol. (H/V)	
802.11ax VHT80 CH 106 5530MHz		11060	54.8	-19.2	74	57.12	40.19	16.89	59.4	100	195	P	H	
		11060	45.78	-8.22	54	48.1	40.19	16.89	59.4	100	195	A	H	
		16590	48.76	-19.44	68.2	48.52	39.28	20.96	60	100	0	P	H	
													H	
			11060	54.96	-19.04	74	57.28	40.19	16.89	59.4	186	168	P	V
			11060	45.84	-8.16	54	48.16	40.19	16.89	59.4	186	168	A	V
			16590	47.56	-20.64	68.2	47.32	39.28	20.96	60	100	0	P	V
802.11ax VHT80 CH 122 5610MHz		11220	61	-13	74	63.25	40.16	16.99	59.4	182	250	P	H	
		11220	50.71	-3.29	54	52.96	40.16	16.99	59.4	182	250	A	H	
		16830	46.53	-21.67	68.2	45.11	39.76	21.13	59.47	100	0	P	H	
													H	
			11220	63.53	-10.47	74	65.78	40.16	16.99	59.4	190	168	P	V
			11220	53.54	-0.46	54	55.79	40.16	16.99	59.4	190	168	A	V
			16830	46.68	-21.52	68.2	45.26	39.76	21.13	59.47	100	0	P	V
													V	
<b>Remark</b>	1. No other spurious found. 2. All results are PASS against Peak and Average limit line.													



**Band 3 - Straddle Channel**

**WIFI 802.11a (Band Edge @ 3m)**

WIFI	Note	Frequency	Level	Over	Limit	Read	Antenna	Path	Preamp	Ant	Table	Peak	Pol.
Ant.				Limit	Line	Level	Factor	Loss	Factor	Pos	Pos	Avg.	
1+2+3+4		( MHz )	( dBμV/m )	( dB )	( dBμV/m )	(dBμV)	( dB/m )	( dB )	( dB )	( cm )	( deg )	(P/A)	(H/V)
<b>802.11a CH 144 5720MHz</b>		5436.97	52.84	-21.16	74	40.45	31.86	11.42	30.89	200	112	P	H
		5460.37	53	-15.2	68.2	40.58	31.88	11.43	30.89	200	112	P	H
		5376.13	44.92	-9.08	54	32.62	31.83	11.36	30.89	200	112	A	H
	*	5720	118.6	-	-	105.63	32.21	11.72	30.96	200	112	P	H
	*	5720	111.23	-	-	98.26	32.21	11.72	30.96	200	112	A	H
		5918.25	55.32	-12.88	68.2	41.95	32.49	11.91	31.03	200	112	P	H
		5373.79	52.95	-21.05	74	40.67	31.82	11.36	30.9	100	123	P	V
		5467.39	52.4	-15.8	68.2	39.97	31.88	11.44	30.89	100	123	P	V
		5452.96	44.16	-9.84	54	31.75	31.87	11.43	30.89	100	123	A	V
	*	5720	114.19	-	-	101.22	32.21	11.72	30.96	100	123	P	V
	*	5720	106.97	-	-	94	32.21	11.72	30.96	100	123	A	V
		5875.75	52.5	-15.7	68.2	39.21	32.43	11.88	31.02	100	123	P	V
<b>Remark</b>	1. No other spurious found. 2. All results are PASS against Peak and Average limit line.												



Band 3 - Straddle Channel
WIFI 802.11a (Harmonic @ 3m)

Table with 14 columns: WIFI Ant. 1+2+3+4, Note, Frequency (MHz), Level (dBµV/m), Over Limit (dB), Limit Line (dBµV/m), Read Level (dBµV), Antenna Factor (dB/m), Path Loss (dB), Preamp Factor (dB), Ant Pos (cm), Table Pos (deg), Peak Avg. (P/A), Pol. (H/V). Includes a Remark section at the bottom.



Band 3 - Straddle Channel
WIFI 802.11ax VHT20 (Band Edge @ 3m)

Table with 14 columns: WIFI Ant. 1+2+3+4, Note, Frequency (MHz), Level (dBµV/m), Over Limit (dB), Limit Line (dBµV/m), Read Level (dBµV), Antenna Factor (dB/m), Path Loss (dB), Preamp Factor (dB), Ant Pos (cm), Table Pos (deg), Peak Avg. (P/A), Pol. (H/V). Rows include test results for 802.11ax VHT20 CH 144 5720MHz and a Remark section.



**Band 3 - Straddle Channel**  
**WIFI 802.11ax VHT20 (Harmonic @ 3m)**

WIFI Ant. 1+2+3+4	Note	Frequency ( MHz )	Level ( dBμV/m )	Over Limit ( dB )	Limit Line ( dBμV/m )	Read Level (dBμV)	Antenna Factor ( dB/m )	Path Loss ( dB )	Preamp Factor ( dB )	Ant Pos ( cm )	Table Pos ( deg )	Peak Avg. (P/A)	Pol. (H/V)	
802.11ax VHT20 CH 144 5720MHz		11440	67.82	-6.18	74	69.98	40.11	17.13	59.4	124	197	P	H	
		11440	53.82	-0.18	54	55.98	40.11	17.13	59.4	124	197	A	H	
		17160	49.25	-18.95	68.2	45.82	40.68	21.37	58.62	400	0	P	H	
													H	
			11440	63.86	-10.14	74	66.02	40.11	17.13	59.4	100	193	P	V
			11440	53.62	-0.38	54	55.78	40.11	17.13	59.4	100	193	A	V
			17160	48.74	-19.46	68.2	45.31	40.68	21.37	58.62	100	0	P	V
													V	
<b>Remark</b>	1. No other spurious found. 2. All results are PASS against Peak and Average limit line.													



**Band 3 - Straddle Channel**  
**WIFI 802.11ax VHT40 (Band Edge @ 3m)**

WIFI Ant. 1+2+3+4	Note	Frequency ( MHz )	Level ( dBμV/m )	Over Limit ( dB )	Limit Line ( dBμV/m )	Read Level ( dBμV )	Antenna Factor ( dB/m )	Path Loss ( dB )	Preamp Factor ( dB )	Ant Pos ( cm )	Table Pos ( deg )	Peak Avg. ( P/A )	Pol. ( H/V )
<b>802.11ax VHT40 CH 142 5710MHz</b>		5433.85	54.19	-19.81	74	41.81	31.86	11.41	30.89	100	245	P	H
		5461.15	53.07	-15.13	68.2	40.65	31.88	11.43	30.89	100	245	P	H
		5376.13	45.71	-8.29	54	33.41	31.83	11.36	30.89	100	245	A	H
	*	5710	119.54	-	-	106.61	32.19	11.7	30.96	100	245	P	H
	*	5710	110.3	-	-	97.37	32.19	11.7	30.96	100	245	A	H
		5870.75	55.33	-12.87	68.2	42.05	32.42	11.88	31.02	100	245	P	H
		5423.71	53.93	-20.07	74	41.56	31.85	11.41	30.89	100	242	P	V
		5461.15	52.86	-15.34	68.2	40.44	31.88	11.43	30.89	100	242	P	V
		5447.89	45.23	-8.77	54	32.83	31.87	11.42	30.89	100	242	A	V
	*	5710	119.14	-	-	106.21	32.19	11.7	30.96	100	242	P	V
	*	5710	110.11	-	-	97.18	32.19	11.7	30.96	100	242	A	V
		5934.75	54.5	-13.7	68.2	41.12	32.51	11.91	31.04	100	242	P	V
<b>Remark</b>	1. No other spurious found. 2. All results are PASS against Peak and Average limit line.												





Band 3 - Straddle Channel
WIFI 802.11ax VHT40 (Harmonic @ 3m)

Table with 14 columns: WIFI Ant. 1+2+3+4, Note, Frequency (MHz), Level (dBµV/m), Over Limit (dB), Limit Line (dBµV/m), Read Level (dBµV), Antenna Factor (dB/m), Path Loss (dB), Preamp Factor (dB), Ant Pos (cm), Table Pos (deg), Peak Avg. (P/A), Pol. (H/V). Rows include data for 802.11ax VHT40 CH 142 5710MHz and a Remark section.



**Band 3 - Straddle Channel**  
**WIFI 802.11ax VHT80 (Band Edge @ 3m)**

WIFI Ant. 1+2+3+4	Note	Frequency ( MHz )	Level ( dBμV/m )	Over Limit ( dB )	Limit Line ( dBμV/m )	Read Level (dBμV)	Antenna Factor ( dB/m )	Path Loss ( dB )	Preamp Factor ( dB )	Ant Pos ( cm )	Table Pos ( deg )	Peak Avg. (P/A)	Pol. (H/V)
<b>802.11ax VHT80 CH 138 5690MHz</b>		5431.9	54.49	-19.51	74	42.11	31.86	11.41	30.89	100	119	P	H
		5470	53.34	-14.86	68.2	40.91	31.88	11.44	30.89	100	119	P	H
		5459.2	45.73	-8.27	54	33.31	31.88	11.43	30.89	100	119	A	H
	*	5690	117.78	-	-	104.89	32.17	11.67	30.95	100	119	P	H
	*	5690	108.77	-	-	95.88	32.17	11.67	30.95	100	119	A	H
		5851.5	57.55	-10.65	68.2	44.3	32.39	11.87	31.01	100	119	P	H
		5447.11	54.47	-19.53	74	42.07	31.87	11.42	30.89	248	119	P	V
		5464.27	53.64	-14.56	68.2	41.22	31.88	11.43	30.89	248	119	P	V
		5458.81	45.33	-8.67	54	32.91	31.88	11.43	30.89	248	119	A	V
	*	5690	116.32	-	-	103.43	32.17	11.67	30.95	248	119	P	V
	*	5690	107.6	-	-	94.71	32.17	11.67	30.95	248	119	A	V
		5863.5	54.95	-13.25	68.2	41.68	32.41	11.87	31.01	248	119	P	V
<b>Remark</b>	1. No other spurious found. 2. All results are PASS against Peak and Average limit line.												



Band 3 - Straddle Channel
WIFI 802.11ax VHT80 (Harmonic @ 3m)

Table with 14 columns: WIFI Ant. 1+2+3+4, Note, Frequency (MHz), Level (dBµV/m), Over Limit (dB), Limit Line (dBµV/m), Read Level (dBµV), Antenna Factor (dB/m), Path Loss (dB), Preamp Factor (dB), Ant Pos (cm), Table Pos (deg), Peak Avg. (P/A), Pol. (H/V). Rows include data for 802.11ax VHT80 CH 138 5690MHz and a Remark section.



Emission below 1GHz

WIFI 802.11ax VHT20 (LF @ 3m)

WIFI Ant. 1+2+3+4	Note	Frequency ( MHz )	Level ( dBμV/m )	Over Limit ( dB )	Limit Line ( dBμV/m )	Read Level (dBμV)	Antenna Factor ( dB/m )	Path Loss ( dB )	Preamp Factor ( dB )	Ant Pos ( cm )	Table Pos ( deg )	Peak Avg. (P/A)	Pol. (H/V)	
802.11ax VHT20 LF		86.26	25.47	-14.53	40	42.05	14.23	1.63	32.44	-	-	P	H	
		120.21	30.88	-12.62	43.5	44.03	17.52	1.75	32.42	100	0	P	H	
		182.29	30.8	-12.7	43.5	46.1	14.9	2.21	32.41	-	-	P	H	
		479.11	27.66	-18.34	46	33	23.6	3.6	32.54	-	-	P	H	
		742.95	30.08	-15.92	46	29.9	28.12	4.46	32.4	-	-	P	H	
		955.38	33.08	-12.92	46	28.24	30.91	5.05	31.12	-	-	P	H	
														H
														H
														H
														H
														H
														H
			85.29	31.09	-8.91	40	47.78	14.13	1.63	32.45	-	-	P	V
			122.15	36.02	-7.48	43.5	49.06	17.6	1.78	32.42	100	0	P	V
			183.26	24.17	-19.33	43.5	39.47	14.9	2.21	32.41	-	-	P	V
			346.22	23.36	-22.64	46	32.55	20.35	2.9	32.44	-	-	P	V
			779.81	31.2	-14.8	46	30.82	28.1	4.55	32.27	-	-	P	V
			954.41	32.86	-13.14	46	28.06	30.89	5.04	31.13	-	-	P	V
													V	
													V	
													V	
													V	
													V	
													V	
Remark	1. No other spurious found. 2. All results are PASS against limit line.													



**Note symbol**

*	<b>Fundamental Frequency</b> which can be ignored. However, the level of any unwanted emissions shall not exceed the level of the fundamental frequency.
!	Test result is <b>over limit</b> line.
P/A	<b>Peak</b> or <b>Average</b>
H/V	<b>Horizontal</b> or <b>Vertical</b>



A calculation example for radiated spurious emission is shown as below:

WIFI	Note	Frequency	Level	Over	Limit	Read	Antenna	Path	Preamp	Ant	Table	Peak	Pol.
Ant.				Limit	Line	Level	Factor	Loss	Factor	Pos	Pos	Avg.	
1+2+3+4		( MHz )	( dBμV/m )	( dB )	( dBμV/m )	( dBμV )	( dB/m )	( dB )	( dB )	( cm )	( deg )	( P/A )	( H/V )
802.11b		2390	55.45	-18.55	74	54.51	32.22	4.58	35.86	103	308	P	H
CH 01													
2412MHz		2390	43.54	-10.46	54	42.6	32.22	4.58	35.86	103	308	A	H

1. Path Loss(dB) = Cable loss(dB) + Filter loss(dB) + Attenuator loss(dB)
2. Level(dBμV/m) = Antenna Factor(dB/m) + Path Loss(dB) + Read Level(dBμV) - Preamp Factor(dB)
3. Over Limit(dB) = Level(dBμV/m) – Limit Line(dBμV/m)

**For Peak Limit @ 2390MHz:**

1. Level(dBμV/m)  
= Antenna Factor(dB/m) + Path Loss(dB) + Read Level(dBμV) - Preamp Factor(dB)  
= 32.22(dB/m) + 4.58(dB) + 54.51(dBμV) – 35.86 (dB)  
= 55.45 (dBμV/m)
2. Over Limit(dB)  
= Level(dBμV/m) – Limit Line(dBμV/m)  
= 55.45(dBμV/m) – 74(dBμV/m)  
= -18.55(dB)

**For Average Limit @ 2390MHz:**

1. Level(dBμV/m)  
= Antenna Factor(dB/m) + Path Loss(dB) + Read Level(dBμV) - Preamp Factor(dB)  
= 32.22(dB/m) + 4.58(dB) + 42.6(dBμV) – 35.86 (dB)  
= 43.54 (dBμV/m)
2. Over Limit(dB) = Level(dBμV/m) – Limit Line(dBμV/m)  
= 43.54(dBμV/m) – 54(dBμV/m)  
= -10.46(dB)

**Both peak and average measured complies with the limit line, so test result is “PASS”.**



## Appendix F. Cabinet Radiated Spurious Emission Plots

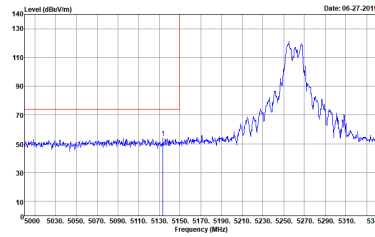
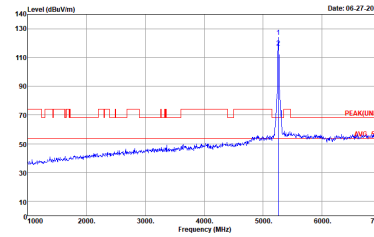
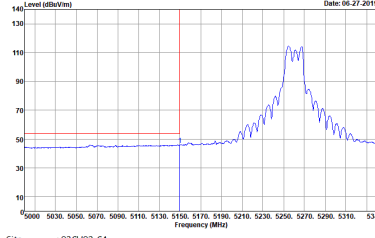
Test Engineer :	Watt Tseng	Temperature :	22~26°C
		Relative Humidity :	41~49%

### Note symbol

-L	Low channel location
-R	High channel location

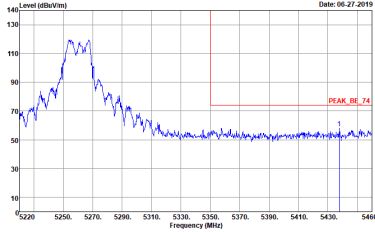
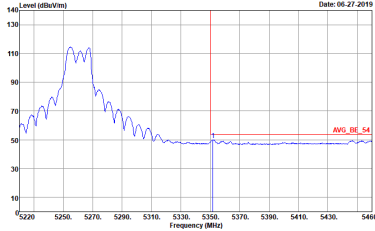


**Band 2 - 5250~5350MHz**  
**WIFI 802.11a (Band Edge @ 3m)**

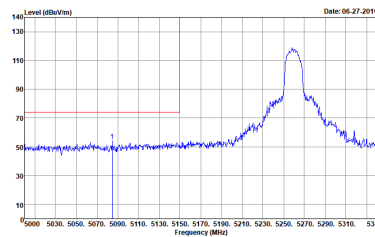
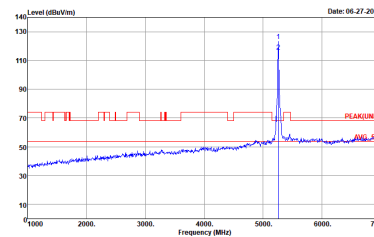
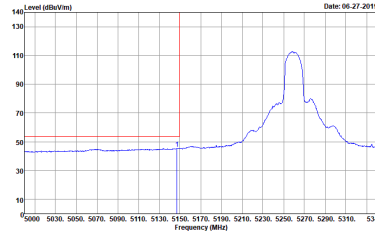
WIFI	Band 2 5250~5350MHz Band Edge @ 3m	
ANT	802.11a CH52 5260MHz - L	
1+2+3+4	Horizontal	Fundamental
<p align="center"><b>Peak</b></p>	 <p>Site : 03CH02-CA            Condition : PEAK_BE_74 3m HORN 9120D-HF_01895 HORIZONTAL            RBW:1000.000KHz VBW:3000.000KHz SWT:Auto            Detector : Peak            Project : 190621001            Mode : 4            Setting : 48.5</p>	 <p>Site : 03CH02-CA            Condition : PEAK(LINE) 3m HORN 9120D-HF_01895 HORIZONTAL            RBW:1000.000KHz VBW:3000.000KHz SWT:Auto            Detector : Peak            Project : 190621001            Mode : 4            Setting : 48.5</p>
<p align="center"><b>Avg.</b></p>	 <p>Site : 03CH02-CA            Condition : AVG_BE_54 3m HORN 9120D-HF_01895 HORIZONTAL            RBW:1000.000KHz VBW:1000KHz SWT:Auto            Detector : Peak            Project : 190621001            Mode : 4            Setting : 48.5</p>	<p align="center"><b>Left blank</b></p>



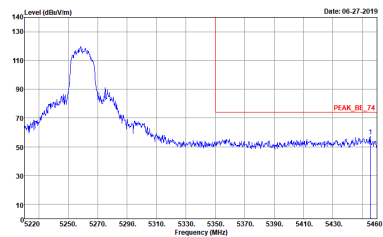
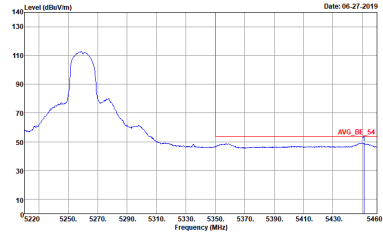


WIFI	Band 2 5250~5350MHz Band Edge @ 3m	
ANT	802.11a CH52 5260MHz - R	
1+2+3+4	Horizontal	Fundamental
<p><b>Peak</b></p>	 <p>Site : 03CH02-CA            Condition : PEAK_BE_74 3m HORN 91200-HF_01895 HORIZONTAL            RBW:1000.000kHz VBW:3000.000kHz SWT:Auto            Detector : Peak            Project : 190621001            Mode : 4            Setting : 48.5</p>	<p>Left blank</p>
<p><b>Avg.</b></p>	 <p>Site : 03CH02-CA            Condition : AVG_BE_54 3m HORN 91200-HF_01895 HORIZONTAL            RBW:1000.000kHz VBW:1000kHz SWT:Auto            Detector : Peak            Project : 190621001            Mode : 4            Setting : 48.5</p>	<p>Left blank</p>

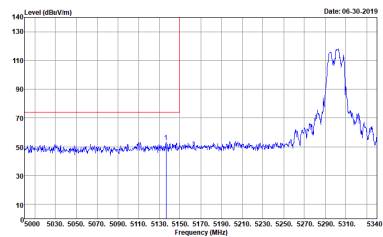
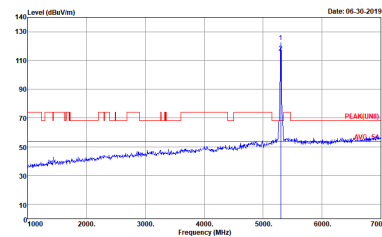
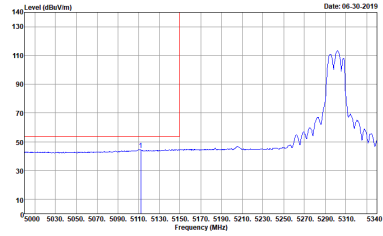


WIFI	Band 2 5250~5350MHz Band Edge @ 3m	
ANT	802.11a CH52 5260MHz - L	
1+2+3+4	Vertical	Fundamental
<p><b>Peak</b></p>	 <p>Site : 03CH02-CA            Condition : PEAK_BE_74 3m HORN 91200-HF_01895 VERTICAL            Detector : Peak            Project : 190621001            Mode : 4            Setting : 48.5</p>	 <p>Site : 03CH02-CA            Condition : PEAK(LINII) 3m HORN 91200-HF_01895 VERTICAL            Detector : Peak            Project : 190621001            Mode : 4            Setting : 48.5</p>
<p><b>Avg.</b></p>	 <p>Site : 03CH02-CA            Condition : AVG_BE_54 3m HORN 91200-HF_01895 VERTICAL            Detector : Peak            Project : 190621001            Mode : 4            Setting : 48.5</p>	<p><b>Left blank</b></p>

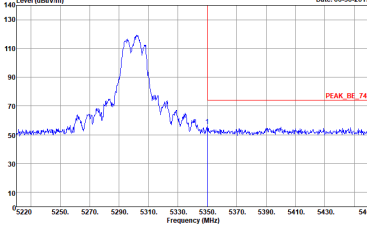
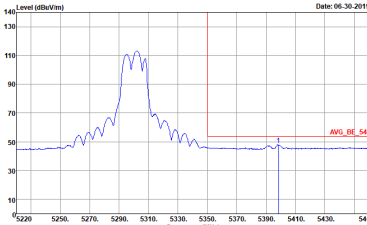


WIFI	Band 2 5250~5350MHz Band Edge @ 3m	
ANT	802.11a CH52 5260MHz - R	
1+2+3+4	Vertical	Fundamental
<p><b>Peak</b></p>	 <p>Site : 03CH02-CA            Condition : PEAK_BE_74 3m HORN 91200-HF_01895 VERTICAL            Detector : Peak            Project : 190621001            Mode : 4            Setting : 48.5</p>	<p>Left blank</p>
<p><b>Avg.</b></p>	 <p>Site : 03CH02-CA            Condition : AVG_BE_54 3m HORN 91200-HF_01895 VERTICAL            Detector : Peak            Project : 190621001            Mode : 4            Setting : 48.5</p>	<p>Left blank</p>

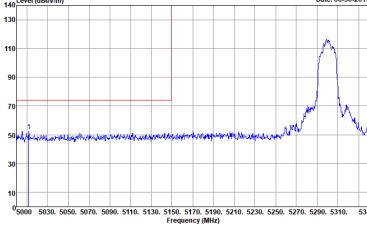
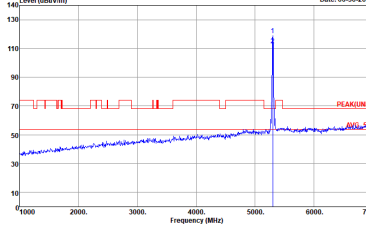
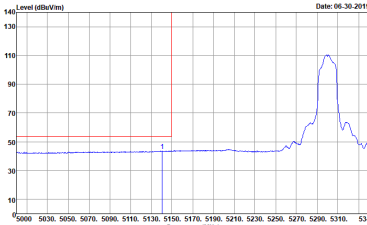


WIFI	Band 2 5250~5350MHz Band Edge @ 3m	
ANT	802.11a CH60 5300MHz - L	
1+2+3+4	Horizontal	Fundamental
<p><b>Peak</b></p>	 <p>Site : 03CH02-CA            Condition : PEAK_BE_74 3m HORN 91200-HF_01895 HORIZONTAL            : RBW:1000.000KHz VBW:3000.000KHz SWT:Auto            Detector : Peak            Project : 190621001            Mode : 5            Setting : 43.5</p>	 <p>Site : 03CH02-CA            Condition : PEAK(LINII) 3m HORN 91200-HF_01895 HORIZONTAL            : RBW:1000.000KHz VBW:3000.000KHz SWT:Auto            Detector : Peak            Project : 190621001            Mode : 5            Setting : 43.5</p>
<p><b>Avg.</b></p>	 <p>Site : 03CH02-CA            Condition : AVG_BE_54 3m HORN 91200-HF_01895 HORIZONTAL            : RBW:1000.000KHz VBW:1000KHz SWT:Auto            Detector : Peak            Project : 190621001            Mode : 5            Setting : 43.5</p>	<p><b>Left blank</b></p>



WIFI	Band 2 5250~5350MHz Band Edge @ 3m	
ANT	802.11a CH60 5300MHz - R	
1+2+3+4	Horizontal	Fundamental
<p><b>Peak</b></p>	 <p>Site : 03CH02-CA            Condition : PEAK_BE_74 3m HORN 91200-HF_01895 HORIZONTAL            RBW:1000.000KHz VBW:3000.000KHz SWT:Auto            Detector : Peak            Project : 190621001            Mode : 5            Setting : 43.5</p>	<p>Left blank</p>
<p><b>Avg.</b></p>	 <p>Site : 03CH02-CA            Condition : AVG_BE_54 3m HORN 91200-HF_01895 HORIZONTAL            RBW:1000.000KHz VBW:1000KHz SWT:Auto            Detector : Peak            Project : 190621001            Mode : 5            Setting : 43.5</p>	<p>Left blank</p>

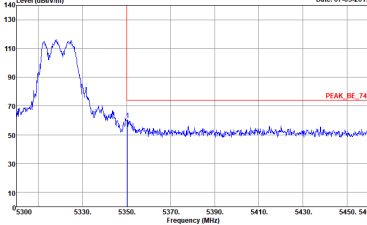
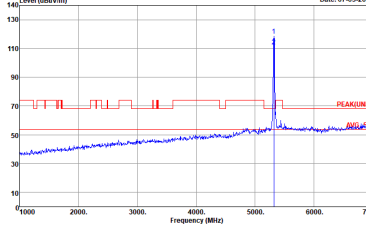
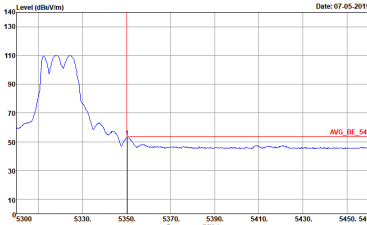


WIFI	Band 2 5250~5350MHz Band Edge @ 3m	
ANT	802.11a CH60 5300MHz - L	
1+2+3+4	Vertical	Fundamental
<p><b>Peak</b></p>	 <p>Site : 03CH02-CA            Condition : PEAK_BE_74 3m HORN 91200-HF_01895 VERTICAL            Detector : Peak            Project : 190621001            Mode : 5            Setting : 43.5</p>	 <p>Site : 03CH02-CA            Condition : PEAK(LINII) 3m HORN 91200-HF_01895 VERTICAL            Detector : Peak            Project : 190621001            Mode : 5            Setting : 43.5</p>
<p><b>Avg.</b></p>	 <p>Site : 03CH02-CA            Condition : AVG_BE_54 3m HORN 91200-HF_01895 VERTICAL            Detector : Peak            Project : 190621001            Mode : 5            Setting : 43.5</p>	<p><b>Left blank</b></p>



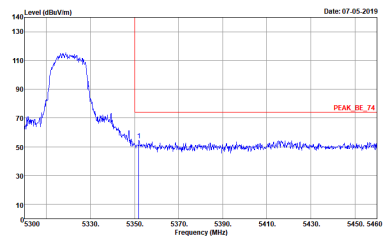
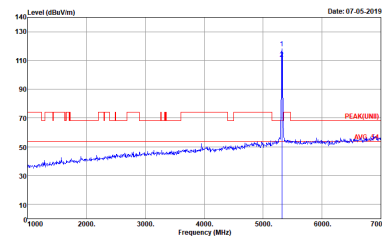
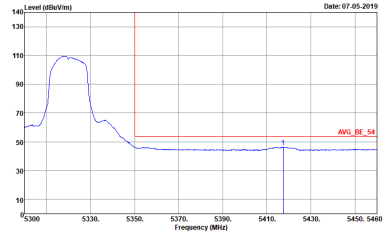
WIFI	Band 2 5250~5350MHz Band Edge @ 3m	
ANT	802.11a CH60 5300MHz - R	
1+2+3+4	Vertical	Fundamental
Peak	<p>Site : 03CH02-CA Condition : PEAK_BE_74 3m HORN 91200-HF_01895 VERTICAL Detector : Peak Project : 190621001 Mode : 5 Setting : 43.5</p>	Left blank
Avg.	<p>Site : 03CH02-CA Condition : AVG_BE_54 3m HORN 91200-HF_01895 VERTICAL Detector : Peak Project : 190621001 Mode : 5 Setting : 43.5</p>	Left blank



WIFI	Band 2 5250~5350MHz Band Edge @ 3m	
ANT	802.11a CH64 5320MHz	
1+2+3+4	Horizontal	Fundamental
<p><b>Peak</b></p>	 <p>Site : 03CH02-CA            Condition : PEAK_BE_74 3m HORN 91200-HF_01895 HORIZONTAL            RBW:1000.000kHz VBW:3000.000kHz SWT:Auto            Detector : Peak            Project : 190621001            Mode : 6            Setting : 40.5</p>	 <p>Site : 03CH02-CA            Condition : PEAKLUNB 3m HORN 91200-HF_01895 HORIZONTAL            RBW:1000.000kHz VBW:3000.000kHz SWT:Auto            Detector : Peak            Project : 190621001            Mode : 6            Setting : 40.5</p>
<p><b>Avg.</b></p>	 <p>Site : 03CH02-CA            Condition : AVG_BE_54 3m HORN 91200-HF_01895 HORIZONTAL            RBW:1000.000kHz VBW:1000kHz SWT:Auto            Detector : Peak            Project : 190621001            Mode : 6            Setting : 40.5</p>	<p><b>Left blank</b></p>

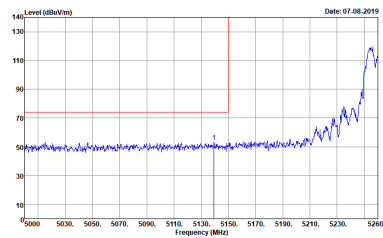
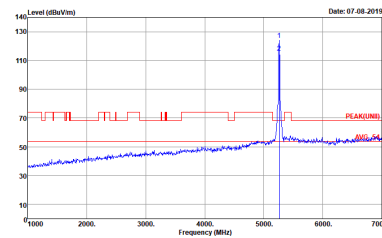
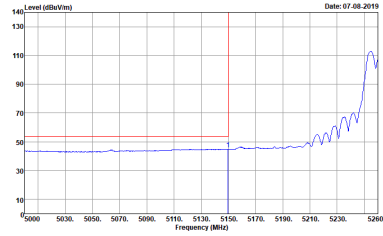




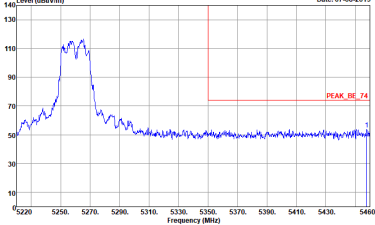
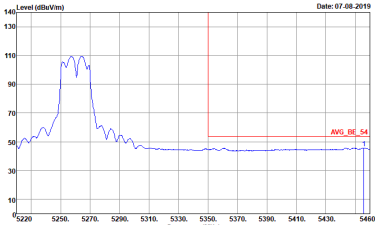
WIFI	Band 2 5250~5350MHz Band Edge @ 3m	
ANT	802.11a CH64 5320MHz	
1+2+3+4	Vertical	Fundamental
<p><b>Peak</b></p>	 <p>Site : 03CH02-CA            Condition : PEAK_BE_74 3m HORN 91200-HF_01895 VERTICAL            RBW:1000.000KHz VBW:3000.000KHz SWT:Auto            Detector : Peak            Project : 190621001            Mode : 6            Setting : 40.5</p>	 <p>Site : 03CH02-CA            Condition : PEAK(LINII) 3m HORN 91200-HF_01895 VERTICAL            RBW:1000.000KHz VBW:3000.000KHz SWT:Auto            Detector : Peak            Project : 190621001            Mode : 6            Setting : 40.5</p>
<p><b>Avg.</b></p>	 <p>Site : 03CH02-CA            Condition : AVG_BE_54 3m HORN 91200-HF_01895 VERTICAL            RBW:1000.000KHz VBW:1000KHz SWT:Auto            Detector : Peak            Project : 190621001            Mode : 6            Setting : 40.5</p>	<p><b>Left blank</b></p>



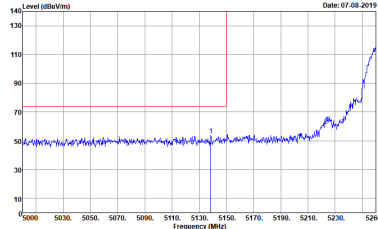
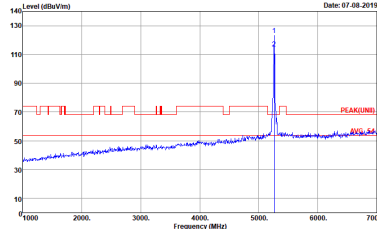
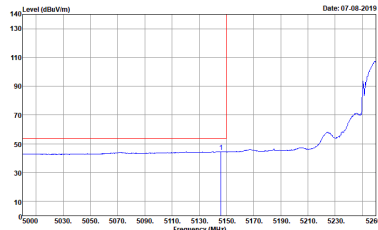
**Band 2 5250~5350MHz**  
**WIFI 802.11ax VHT20 (Band Edge @ 3m)**

WIFI	Band 2 5250~5350MHz Band Edge @ 3m	
ANT	802.11ax VHT20 CH52 5260MHz - L	
1+2+3+4	Horizontal	Fundamental
<b>Peak</b>	 <p>Site : 03CH02-CA            Condition : PEAK_BE_74 3m HORN 91200-HF_01895 HORIZONTAL            RBW:1000.000KHz VBW:3000.000KHz SWT:Auto            Detector : Peak            Project : 190621001            Mode : 13            Setting : 45.5</p>	 <p>Site : 03CH02-CA            Condition : PEAK(UNIT) 3m HORN 91200-HF_01895 HORIZONTAL            RBW:1000.000KHz VBW:3000.000KHz SWT:Auto            Detector : Peak            Project : 190621001            Mode : 13            Setting : 45.5</p>
<b>Avg.</b>	 <p>Site : 03CH02-CA            Condition : AVG_BE_54 3m HORN 91200-HF_01895 HORIZONTAL            RBW:1000.000KHz VBW:0.300KHz SWT:Auto            Detector : Peak            Project : 190621001            Mode : 13            Setting : 45.5</p>	<b>Left blank</b>

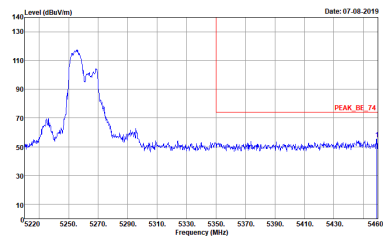
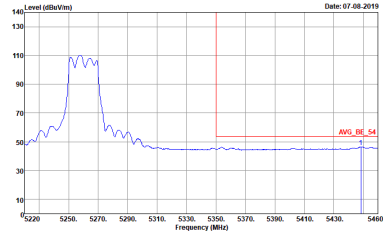


WIFI	Band 2 5250~5350MHz Band Edge @ 3m	
ANT	802.11ax VHT20 CH52 5260MHz - R	
1+2+3+4	Horizontal	Fundamental
<p><b>Peak</b></p>	 <p>Site : 03CH02-CA            Condition : PEAK_BE_74 3m HORN 91200-HF_01895 HORIZONTAL            Detector : Peak            Project : 190621001            Mode : 13            Setting : 45.5</p>	<p>Left blank</p>
<p><b>Avg.</b></p>	 <p>Site : 03CH02-CA            Condition : AVG_BE_54 3m HORN 91200-HF_01895 HORIZONTAL            Detector : Peak            Project : 190621001            Mode : 13            Setting : 45.5</p>	<p>Left blank</p>

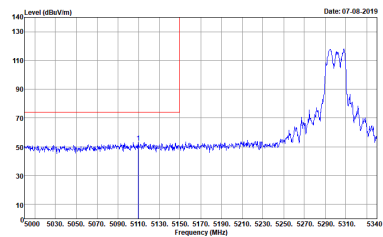
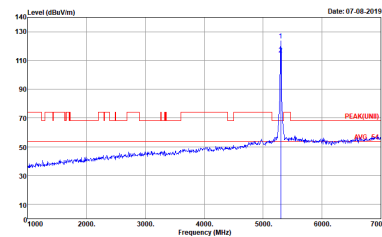
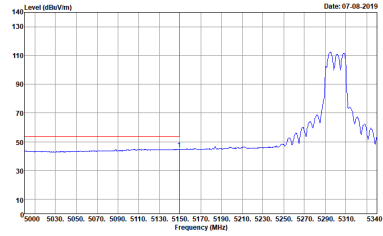


WIFI	Band 2 5250~5350MHz Band Edge @ 3m	
ANT	802.11ax VHT20 CH52 5260MHz - L	
1+2+3+4	Vertical	Fundamental
Peak	 <p>Site : 03CH02-CA            Condition : PEAK_BE_74 3m HORN 91200-HF_01895 VERTICAL            Detector : Peak            Project : 190621001            Mode : 13            Setting : 45.5</p>	 <p>Site : 03CH02-CA            Condition : PEAK(UNI) 3m HORN 91200-HF_01895 VERTICAL            Detector : Peak            Project : 190621001            Mode : 13            Setting : 45.5</p>
Avg.	 <p>Site : 03CH02-CA            Condition : AVG_BE_54 3m HORN 91200-HF_01895 VERTICAL            Detector : Peak            Project : 190621001            Mode : 13            Setting : 45.5</p>	Left blank

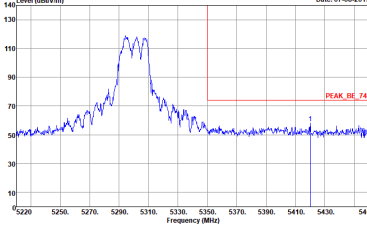
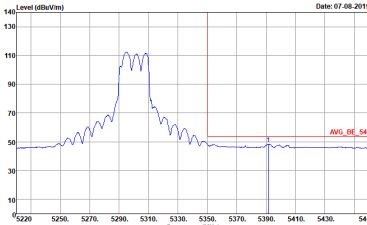


WIFI	Band 2 5250~5350MHz Band Edge @ 3m	
ANT	802.11ax VHT20 CH52 5260MHz - R	
1+2+3+4	Vertical	Fundamental
<p><b>Peak</b></p>	 <p>Site : 03CH02-CA            Condition : PEAK_BE_74 3m HORN 91200-HF_01895 VERTICAL            Detector : Peak            Project : 190621001            Mode : 13            Setting : 45.5</p>	<p>Left blank</p>
<p><b>Avg.</b></p>	 <p>Site : 03CH02-CA            Condition : AVG_BE_54 3m HORN 91200-HF_01895 VERTICAL            Detector : Peak            Project : 190621001            Mode : 13            Setting : 45.5</p>	<p>Left blank</p>

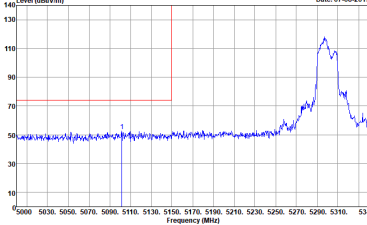
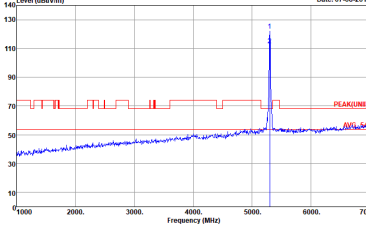
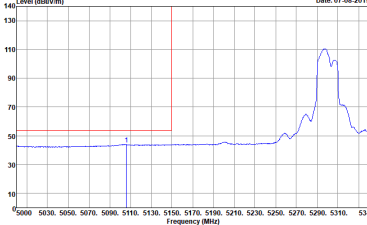


WIFI	Band 2 5250~5350MHz Band Edge @ 3m	
ANT	802.11ax VHT20 CH60 5300MHz - L	
1+2+3+4	Horizontal	Fundamental
<p><b>Peak</b></p>	 <p>Site : 03CH02-CA            Condition : PEAK_BE_74 3m HORN 91200-HF_01895 HORIZONTAL            : RBW:1000.000KHz VBW:3000.000KHz SWT:Auto            Detector : Peak            Project : 190621001            Mode : 14            Setting : 44.5</p>	 <p>Site : 03CH02-CA            Condition : PEAK(LINII) 3m HORN 91200-HF_01895 HORIZONTAL            : RBW:1000.000KHz VBW:3000.000KHz SWT:Auto            Detector : Peak            Project : 190621001            Mode : 14            Setting : 44.5</p>
<p><b>Avg.</b></p>	 <p>Site : 03CH02-CA            Condition : AVG_BE_54 3m HORN 91200-HF_01895 HORIZONTAL            : RBW:1000.000KHz VBW:3.000KHz SWT:Auto            Detector : Peak            Project : 190621001            Mode : 14            Setting : 44.5</p>	<p><b>Left blank</b></p>



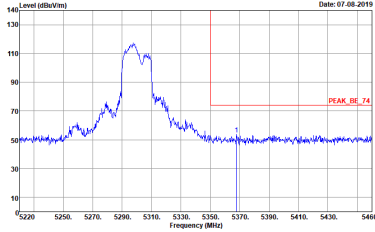
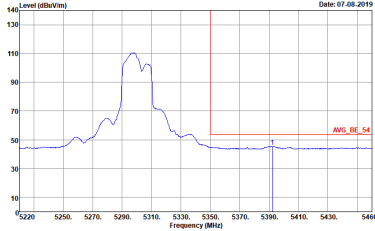
WIFI	Band 2 5250~5350MHz Band Edge @ 3m	
ANT	802.11ax VHT20 CH60 5300MHz - R	
1+2+3+4	Horizontal	Fundamental
<p><b>Peak</b></p>	 <p>Site : 03CH02-CA            Condition : PEAK_BE_74 3m HORN 91200-HF_01895 HORIZONTAL            RBW:1000.000kHz VBW:3000.000kHz SWT:Auto            Detector : Peak            Project : 190621001            Mode : 14            Setting : 44.5</p>	<p>Left blank</p>
<p><b>Avg.</b></p>	 <p>Site : 03CH02-CA            Condition : AVG_BE_54 3m HORN 91200-HF_01895 HORIZONTAL            RBW:1000.000kHz VBW:3.000kHz SWT:Auto            Detector : Peak            Project : 190621001            Mode : 14            Setting : 44.5</p>	<p>Left blank</p>



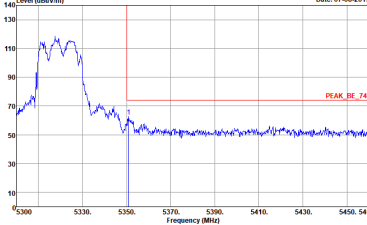
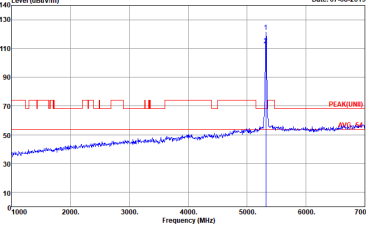

WIFI	Band 2 5250~5350MHz Band Edge @ 3m	
ANT	802.11ax VHT20 CH60 5300MHz - L	
1+2+3+4	Vertical	Fundamental
<p><b>Peak</b></p>	 <p>Site : 03CH02-CA            Condition : PEAK_BE_74 3m HORN 91200-HF_01895 VERTICAL            RBW:1000.000KHz VBW:3000.000KHz SWT:Auto            Detector : Peak            Project : 190621001            Mode : 14            Setting : 44.5</p>	 <p>Site : 03CH02-CA            Condition : PEAK(LINII) 3m HORN 91200-HF_01895 VERTICAL            RBW:1000.000KHz VBW:3000.000KHz SWT:Auto            Detector : Peak            Project : 190621001            Mode : 14            Setting : 44.5</p>
<p><b>Avg.</b></p>	 <p>Site : 03CH02-CA            Condition : AVG_BE_54 3m HORN 91200-HF_01895 VERTICAL            RBW:1000.000KHz VBW:3.000KHz SWT:Auto            Detector : Peak            Project : 190621001            Mode : 14            Setting : 44.5</p>	<p><b>Left blank</b></p>



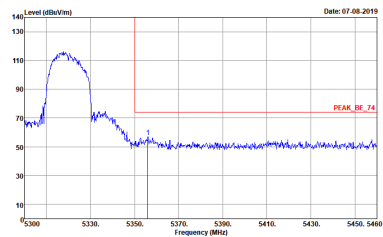
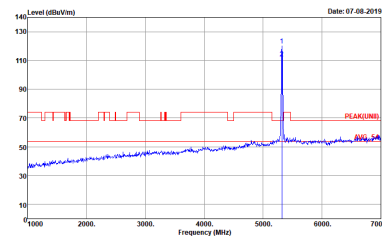
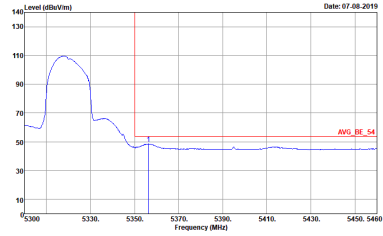


WIFI	Band 2 5250~5350MHz Band Edge @ 3m	
ANT	802.11ax VHT20 CH60 5300MHz - R	
1+2+3+4	Vertical	Fundamental
<p><b>Peak</b></p>	 <p>Site : 03CH02-CA            Condition : PEAK_BE_74 3m HORN 91200-HF_01895 VERTICAL            Detector : Peak            Project : 190621001            Mode : 14            Setting : 44.5</p>	<p>Left blank</p>
<p><b>Avg.</b></p>	 <p>Site : 03CH02-CA            Condition : AVG_BE_54 3m HORN 91200-HF_01895 VERTICAL            Detector : Peak            Project : 190621001            Mode : 14            Setting : 44.5</p>	<p>Left blank</p>



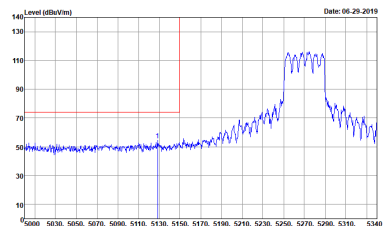
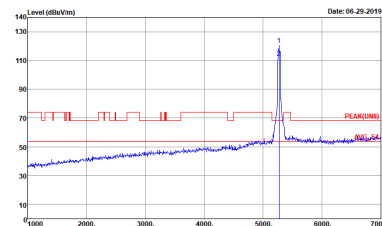
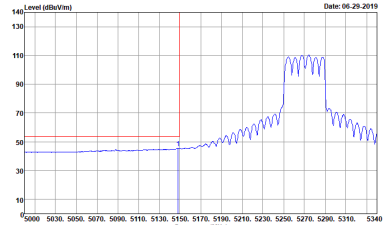
WIFI	Band 2 5250~5350MHz Band Edge @ 3m	
ANT	802.11ax VHT20 CH64 5320MHz	
1+2+3+4	Horizontal	Fundamental
<p><b>Peak</b></p>	 <p>Site : 03CH02-CA            Condition : PEAK_BE_74 3m HORN 91200-HF_01895 HORIZONTAL            RBW:1000.000kHz VBW:3000.000kHz SWT:Auto            Detector : Peak            Project : 190621001            Mode : 15            Setting : 40.5</p>	 <p>Site : 03CH02-CA            Condition : PEAK(LINII) 3m HORN 91200-HF_01895 HORIZONTAL            RBW:1000.000kHz VBW:3000.000kHz SWT:Auto            Detector : Peak            Project : 190621001            Mode : 15            Setting : 40.5</p>
<p><b>Avg.</b></p>	 <p>Site : 03CH02-CA            Condition : AVG_BE_54 3m HORN 91200-HF_01895 HORIZONTAL            RBW:1000.000kHz VBW:3.000kHz SWT:Auto            Detector : Peak            Project : 190621001            Mode : 15            Setting : 40.5</p>	<p><b>Left blank</b></p>



WIFI	Band 2 5250~5350MHz Band Edge @ 3m	
ANT	802.11ax VHT20 CH64 5320MHz	
1+2+3+4	Vertical	Fundamental
<p><b>Peak</b></p>	 <p>Site : 03CH02-CA            Condition : PEAK_BE_74 3m HORN 91200-HF_01895 VERTICAL            : RBW:1000.000kHz VBW:3000.000kHz SWT:Auto            Detector : Peak            Project : 190621001            Mode : 15            Setting : 40.5</p>	 <p>Site : 03CH02-CA            Condition : PEAK(LINB) 3m HORN 91200-HF_01895 VERTICAL            : RBW:1000.000kHz VBW:3000.000kHz SWT:Auto            Detector : Peak            Project : 190621001            Mode : 15            Setting : 40.5</p>
<p><b>Avg.</b></p>	 <p>Site : 03CH02-CA            Condition : AVG_BE_54 3m HORN 91200-HF_01895 VERTICAL            : RBW:1000.000kHz VBW:3.000kHz SWT:Auto            Detector : Peak            Project : 190621001            Mode : 15            Setting : 40.5</p>	<p><b>Left blank</b></p>



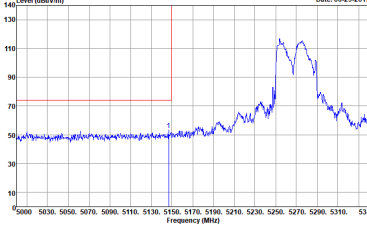
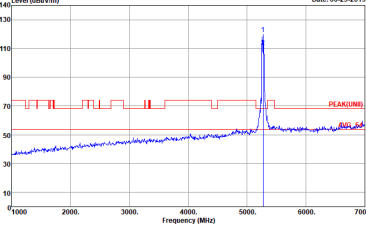
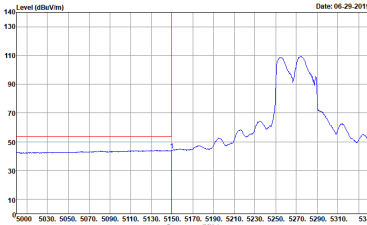
**Band 2 5250~5350MHz**  
**WIFI 802.11ax VHT40 (Band Edge @ 3m)**

WIFI	Band 2 5250~5350MHz Band Edge @ 3m	
ANT	802.11ax VHT40 CH54 5270MHz - L	
1+2+3+4	Horizontal	Fundamental
<b>Peak</b>	 <p>Site : 03CH02-CA            Condition : PEAK_BE_74 3m HORN 91200-HF_01895 HORIZONTAL            RBW:1000.000KHz VBW:3000.000KHz SWT:Auto            Detector : Peak            Project : 190621001            Mode : Z1            Setting : 44.5</p>	 <p>Site : 03CH02-CA            Condition : PEAK(UNIT) 3m HORN 91200-HF_01895 HORIZONTAL            RBW:1000.000KHz VBW:3000.000KHz SWT:Auto            Detector : Peak            Project : 190621001            Mode : Z1            Setting : 44.5</p>
<b>Avg.</b>	 <p>Site : 03CH02-CA            Condition : AVG_BE_54 3m HORN 91200-HF_01895 HORIZONTAL            RBW:1000.000KHz VBW:0.300KHz SWT:Auto            Detector : Peak            Project : 190621001            Mode : Z1            Setting : 44.5</p>	<b>Left blank</b>

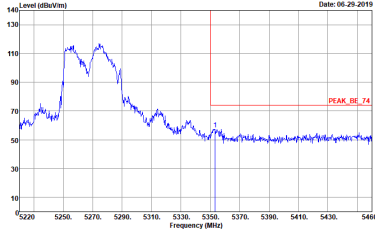
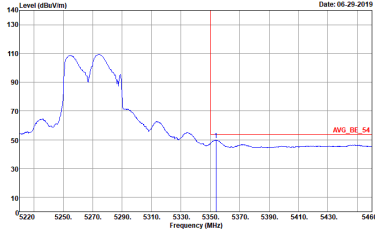


WIFI	Band 2 5250~5350MHz Band Edge @ 3m	
ANT	802.11ax VHT40 CH54 5270MHz - R	
1+2+3+4	Horizontal	Fundamental
<b>Peak</b>	<p>Site : 03CH02-CA Condition : PEAK_BE_74 3m HORN 91200-HF_01895 HORIZONTAL RBW:1000.000kHz VBW:3000.000kHz SWT:Auto Detector : Peak Project : 190621001 Mode : Z1 Setting : 44.5</p>	Left blank
<b>Avg.</b>	<p>Site : 03CH02-CA Condition : AVG_BE_54 3m HORN 91200-HF_01895 HORIZONTAL RBW:1000.000kHz VBW:3.000kHz SWT:Auto Detector : Peak Project : 190621001 Mode : Z1 Setting : 44.5</p>	Left blank

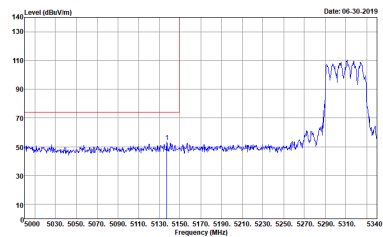
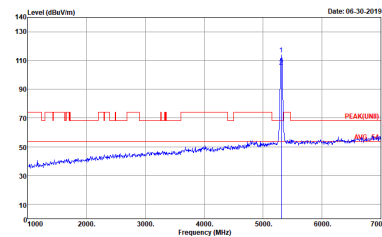
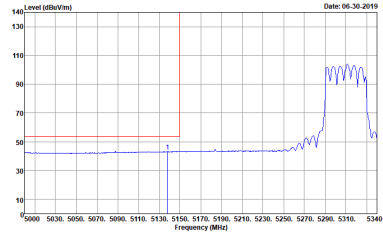


WIFI	Band 2 5250~5350MHz Band Edge @ 3m	
ANT	802.11ax VHT40 CH54 5270MHz - L	
1+2+3+4	Vertical	Fundamental
<p><b>Peak</b></p>	 <p>Site : 03CH02-CA            Condition : PEAK_BE_74 3m HORN 91200-HF_01895 VERTICAL            RBW:1000.000kHz VBW:3000.000kHz SWT:Auto            Detector : Peak            Project : 190621001            Mode : Z1            Setting : 44.5</p>	 <p>Site : 03CH02-CA            Condition : PEAK(LINII) 3m HORN 91200-HF_01895 VERTICAL            RBW:1000.000kHz VBW:3000.000kHz SWT:Auto            Detector : Peak            Project : 190621001            Mode : Z1            Setting : 44.5</p>
<p><b>Avg.</b></p>	 <p>Site : 03CH02-CA            Condition : AVG_BE_54 3m HORN 91200-HF_01895 VERTICAL            RBW:1000.000kHz VBW:3000.000kHz SWT:Auto            Detector : Peak            Project : 190621001            Mode : Z1            Setting : 44.5</p>	<p><b>Left blank</b></p>



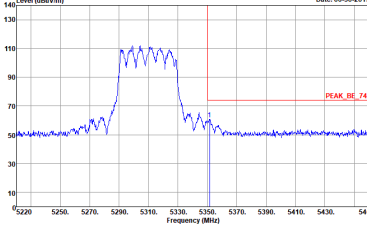
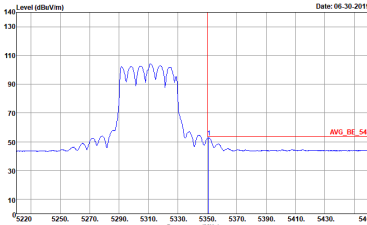
WIFI	Band 2 5250~5350MHz Band Edge @ 3m	
ANT	802.11ax VHT40 CH54 5270MHz - R	
1+2+3+4	Vertical	Fundamental
<p><b>Peak</b></p>	 <p>Site : 03CH02-CA            Condition : PEAK_BE_74 3m HORN 91200-HF_01895 VERTICAL            Detector : Peak            Project : 190621001            Mode : Z1            Setting : 44.5</p>	<p>Left blank</p>
<p><b>Avg.</b></p>	 <p>Site : 03CH02-CA            Condition : AVG_BE_54 3m HORN 91200-HF_01895 VERTICAL            Detector : Peak            Project : 190621001            Mode : Z1            Setting : 44.5</p>	<p>Left blank</p>



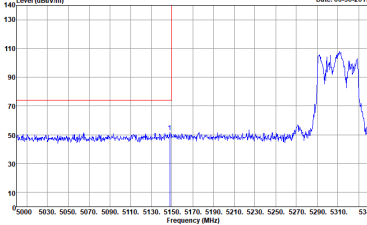
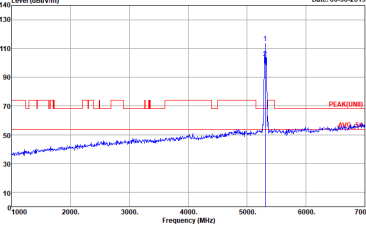
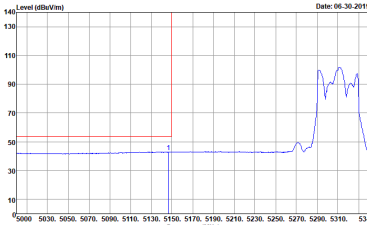
WIFI	Band 2 5250~5350MHz Band Edge @ 3m	
ANT	802.11ax VHT40 CH62 5310MHz - L	
1+2+3+4	Horizontal	Fundamental
<p><b>Peak</b></p>	 <p>Site : 03CH02-CA            Condition : PEAK_BE_74 3m HORN 91200-HF_01895 HORIZONTAL            RBW:1000.000KHz VBW:3000.000KHz SWT:Auto            Detector : Peak            Project : 190621001            Mode : Z2            Setting : 31.5</p>	 <p>Site : 03CH02-CA            Condition : PEAK(LINII) 3m HORN 91200-HF_01895 HORIZONTAL            RBW:1000.000KHz VBW:3000.000KHz SWT:Auto            Detector : Peak            Project : 190621001            Mode : Z2            Setting : 31.5</p>
<p><b>Avg.</b></p>	 <p>Site : 03CH02-CA            Condition : AVG_BE_54 3m HORN 91200-HF_01895 HORIZONTAL            RBW:1000.000KHz VBW:3.000KHz SWT:Auto            Detector : Peak            Project : 190621001            Mode : Z2            Setting : 31.5</p>	<p><b>Left blank</b></p>



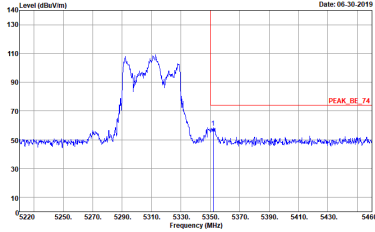
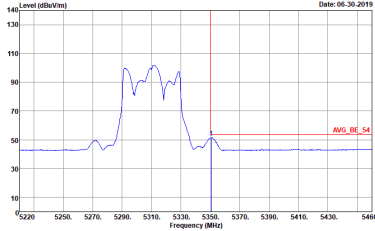


WIFI	Band 2 5250~5350MHz Band Edge @ 3m	
ANT	802.11ax VHT40 CH62 5310MHz - R	
1+2+3+4	Horizontal	Fundamental
<p><b>Peak</b></p>	 <p>Site : 03CH02-CA            Condition : PEAK_BE_74 3m HORN 91200-HF_01895 HORIZONTAL            RBW:1000.000kHz VBW:3000.000kHz SWT:Auto            Detector : Peak            Project : 190621001            Mode : Z2            Setting : 31.5</p>	<p>Left blank</p>
<p><b>Avg.</b></p>	 <p>Site : 03CH02-CA            Condition : AVG_BE_54 3m HORN 91200-HF_01895 HORIZONTAL            RBW:1000.000kHz VBW:3.000kHz SWT:Auto            Detector : Peak            Project : 190621001            Mode : Z2            Setting : 31.5</p>	<p>Left blank</p>



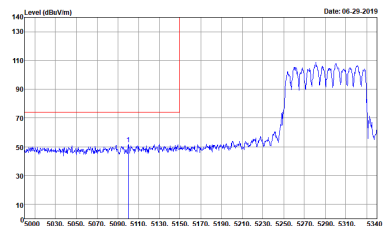
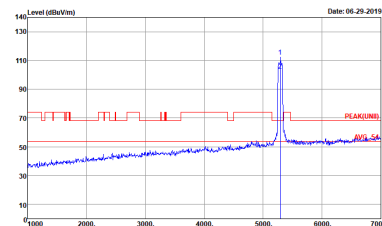
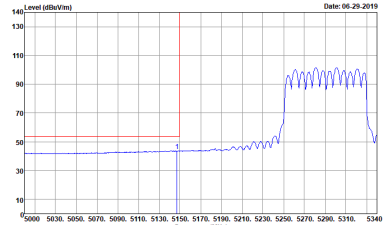
WIFI	Band 2 5250~5350MHz Band Edge @ 3m	
ANT	802.11ax VHT40 CH62 5310MHz - L	
1+2+3+4	Vertical	Fundamental
<p><b>Peak</b></p>	 <p>Site : 03CH02-CA            Condition : PEAK_BE_74 3m HORN 91200-HF_01895 VERTICAL            RBW:1000.000KHz VBW:3000.000KHz SWT:Auto            Detector : Peak            Project : 190621001            Mode : Z2            Setting : 31.5</p>	 <p>Site : 03CH02-CA            Condition : PEAK(LINII) 3m HORN 91200-HF_01895 VERTICAL            RBW:1000.000KHz VBW:3000.000KHz SWT:Auto            Detector : Peak            Project : 190621001            Mode : Z2            Setting : 31.5</p>
<p><b>Avg.</b></p>	 <p>Site : 03CH02-CA            Condition : AVG_BE_54 3m HORN 91200-HF_01895 VERTICAL            RBW:1000.000KHz VBW:3000.000KHz SWT:Auto            Detector : Peak            Project : 190621001            Mode : Z2            Setting : 31.5</p>	<p><b>Left blank</b></p>



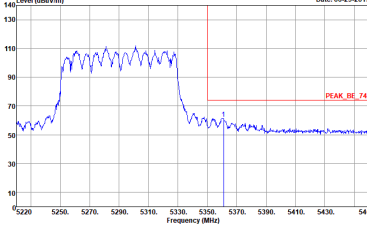
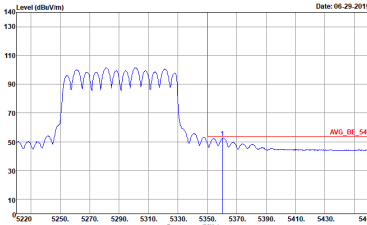
WIFI	Band 2 5250~5350MHz Band Edge @ 3m	
ANT	802.11ax VHT40 CH62 5310MHz - R	
1+2+3+4	Vertical	Fundamental
<p><b>Peak</b></p>	 <p>Site : 03CH02-CA            Condition : PEAK_BE_74 3m HORN 91200-HF_01895 VERTICAL            Detector : Peak            Project : 190621001            Mode : Z2            Setting : 31.5</p>	<p>Left blank</p>
<p><b>Avg.</b></p>	 <p>Site : 03CH02-CA            Condition : AVG_BE_54 3m HORN 91200-HF_01895 VERTICAL            Detector : Peak            Project : 190621001            Mode : Z2            Setting : 31.5</p>	<p>Left blank</p>



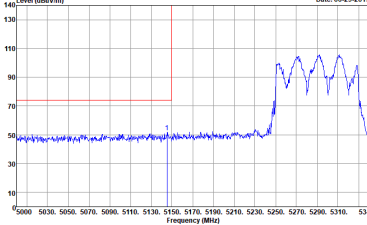
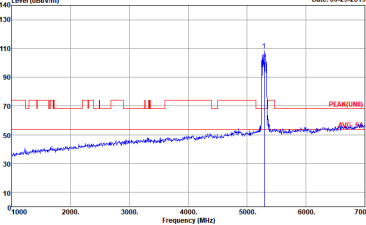
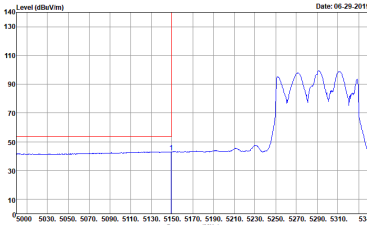
**Band 2 5250~5350MHz**  
**WIFI 802.11ax VHT80 (Band Edge @ 3m)**

WIFI	Band 2 5250~5350MHz Band Edge @ 3m	
ANT	802.11ax VHT80 CH58 5290MHz - L	
1+2+3+4	Horizontal	Fundamental
<b>Peak</b>	 <p>Site : 03CH02-CA            Condition : PEAK_BE_74 3m HORN 91200-HF_01895 HORIZONTAL            RBW:1000.000KHz VBW:3000.000KHz SWT:Auto            Detector : Peak            Project : 190621001            Mode : 27            Setting : 31.5</p>	 <p>Site : 03CH02-CA            Condition : PEAK(UNIT) 3m HORN 91200-HF_01895 HORIZONTAL            RBW:1000.000KHz VBW:3000.000KHz SWT:Auto            Detector : Peak            Project : 190621001            Mode : 27            Setting : 31.5</p>
<b>Avg.</b>	 <p>Site : 03CH02-CA            Condition : AVG_BE_54 3m HORN 91200-HF_01895 HORIZONTAL            RBW:1000.000KHz VBW:0.300KHz SWT:Auto            Detector : Peak            Project : 190621001            Mode : 27            Setting : 31.5</p>	<b>Left blank</b>

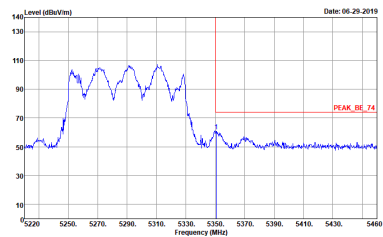
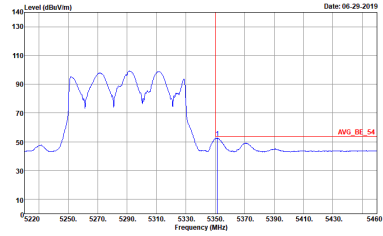


WIFI	Band 2 5250~5350MHz Band Edge @ 3m	
ANT	802.11ax VHT80 CH58 5290MHz - R	
1+2+3+4	Horizontal	Fundamental
<p><b>Peak</b></p>	 <p>Site : 03CH02-CA            Condition : PEAK_BE_74 3m HORN 91200-HF_01895 HORIZONTAL            Detector : Peak            Project : 190621001            Mode : 27            Setting : 31.5</p>	<p>Left blank</p>
<p><b>Avg.</b></p>	 <p>Site : 03CH02-CA            Condition : AVG_BE_54 3m HORN 91200-HF_01895 HORIZONTAL            Detector : Peak            Project : 190621001            Mode : 27            Setting : 31.5</p>	<p>Left blank</p>



WIFI	Band 2 5250~5350MHz Band Edge @ 3m	
ANT	802.11ax VHT80 CH58 5290MHz - L	
1+2+3+4	Vertical	Fundamental
<p><b>Peak</b></p>	 <p>Site : 03CH02-CA            Condition : PEAK_BE_74 3m HORN 91200-HF_01895 VERTICAL            : RBW:1000.000KHz VBW:3000.000KHz SWT:Auto            Detector : Peak            Project : 190621001            Mode : 27            Setting : 31.5</p>	 <p>Site : 03CH02-CA            Condition : PEAK(LINII) 3m HORN 91200-HF_01895 VERTICAL            : RBW:1000.000KHz VBW:3000.000KHz SWT:Auto            Detector : Peak            Project : 190621001            Mode : 27            Setting : 31.5</p>
<p><b>Avg.</b></p>	 <p>Site : 03CH02-CA            Condition : AVG_BE_54 3m HORN 91200-HF_01895 VERTICAL            : RBW:1000.000KHz VBW:3.000KHz SWT:Auto            Detector : Peak            Project : 190621001            Mode : 27            Setting : 31.5</p>	<p><b>Left blank</b></p>



WIFI	Band 2 5250~5350MHz Band Edge @ 3m	
ANT	802.11ax VHT80 CH58 5290MHz - R	
1+2+3+4	Vertical	Fundamental
<p><b>Peak</b></p>	 <p>Site : 03CH02-CA            Condition : PEAK_BE_74 3m HORN 91200-HF_01895 VERTICAL            Detector : Peak            Project : 190621001            Mode : 27            Setting : 31.5</p>	<p>Left blank</p>
<p><b>Avg.</b></p>	 <p>Site : 03CH02-CA            Condition : AVG_BE_54 3m HORN 91200-HF_01895 VERTICAL            Detector : Peak            Project : 190621001            Mode : 27            Setting : 31.5</p>	<p>Left blank</p>

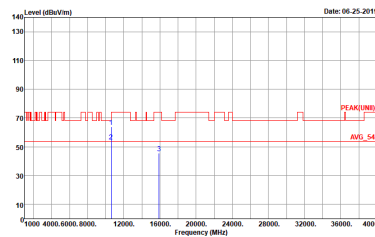
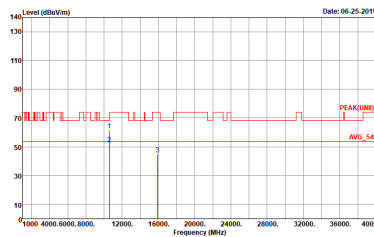


**Band 2 - 5250~5350MHz**  
**WIFI 802.11a (Harmonic @ 3m)**

<b>WIFI</b>	<b>Band 2 5250~5350MHz Harmonic @ 3m</b>	
<b>ANT</b>	<b>802.11a CH52 5260MHz</b>	
<b>1+2+3+4</b>	<b>Horizontal</b>	<b>Vertical</b>
<b>Peak</b> <b>Avg.</b>	<p>Site : 03CH02-CA          Condition : PEAR(UNIT) 3m HORN 9120D-4F_01895 HORIZONTAL          Detector : Peak          Project : 190621001          Mode : 4          Setting : 48.5</p>	<p>Site : 03CH02-CA          Condition : PEAR(UNIT) 3m HORN 9120D-4F_01895 VERTICAL          Detector : Peak          Project : 190621001          Mode : 4          Setting : 48.5</p>





WIFI	Band 2 5250~5350MHz Harmonic @ 3m	
ANT	802.11a CH60 5300MHz	
1+2+3+4	Horizontal	Vertical
<p><b>Peak</b></p> <p><b>Avg.</b></p>	 <p>Site : 03CH02-CA          Condition : PEAK(UNII) 3m HORN 91200-HF_01895 HORIZONTAL          Detector : Peak          Project : 190621001          Mode : S          Setting : 43.5</p>	 <p>Site : 03CH02-CA          Condition : PEAK(UNII) 3m HORN 91200-HF_01895 VERTICAL          Detector : Peak          Project : 190621001          Mode : S          Setting : 43.5</p>



<b>WIFI</b>	<b>Band 2 5250~5350MHz Harmonic @ 3m</b>	
<b>ANT</b>	<b>802.11a CH64 5320MHz</b>	
<b>1+2+3+4</b>	<b>Horizontal</b>	<b>Vertical</b>
<b>Peak</b> <b>Avg.</b>	<p>Site : 03CH02-CA Condition : PEAK(UNII) 3m HORN 91200-HF_01895 HORIZONTAL Detector : Peak Project : 190621001 Mode : S Setting : 40.5</p>	<p>Site : 03CH02-CA Condition : PEAK(UNII) 3m HORN 91200-HF_01895 VERTICAL Detector : Peak Project : 190621001 Mode : S Setting : 40.5</p>



**Band 2 5250~5350MHz**  
**WIFI 802.11ax VHT20 (Harmonic @ 3m)**

<b>WIFI</b>	<b>Band 2 5250~5350MHz Harmonic @ 3m</b>	
<b>ANT</b>	<b>802.11ax VHT20 CH52 5260MHz</b>	
<b>1+2+3+4</b>	<b>Horizontal</b>	<b>Vertical</b>
<b>Peak</b> <b>Avg.</b>	<p>Site : 03CH02-CA          Condition : PEAK(LINII) 3m HORN 9120D-HF_01895 HORIZONTAL          Detector : Peak          Project : 190621001          Mode : 13          Setting : 45.5</p>	<p>Site : 03CH02-CA          Condition : PEAK(LINII) 3m HORN 9120D-HF_01895 VERTICAL          Detector : Peak          Project : 190621001          Mode : 13          Setting : 45.5</p>



WIFI	Band 2 5250~5350MHz Harmonic @ 3m	
ANT	802.11ax VHT20 CH60 5300MHz	
1+2+3+4	Horizontal	Vertical
<b>Peak</b> <b>Avg.</b>	<p>Site : 03CH02-CA Condition : PEAK(UNII) 3m HORN 91200-HF_01895 HORIZONTAL Detector : Peak Project : 190621001 Mode : 14 Setting : -44.5</p>	<p>Site : 03CH02-CA Condition : PEAK(UNII) 3m HORN 91200-HF_01895 VERTICAL Detector : Peak Project : 190621001 Mode : 14 Setting : -44.5</p>



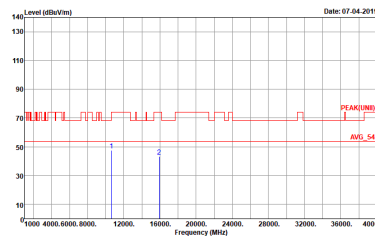
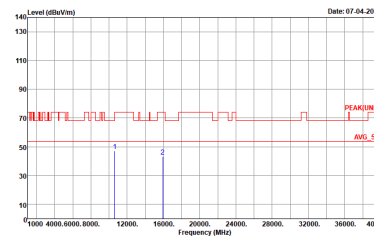
<b>WIFI</b>	<b>Band 2 5250~5350MHz Harmonic @ 3m</b>	
<b>ANT</b>	<b>802.11ax VHT20 CH64 5320MHz</b>	
<b>1+2+3+4</b>	<b>Horizontal</b>	<b>Vertical</b>
<b>Peak</b> <b>Avg.</b>	<p>Site : 03CH02-CA Condition : PEAK(UNII) 3m HORN 91200-HF_01895 HORIZONTAL Detector : Peak Project : 190621001 Mode : 15 Setting : 40.5</p>	<p>Site : 03CH02-CA Condition : PEAK(UNII) 3m HORN 91200-HF_01895 VERTICAL Detector : Peak Project : 190621001 Mode : 15 Setting : 40.5</p>



Band 2 5250~5350MHz
WIFI 802.11ax VHT40 (Harmonic @ 3m)

Table with 3 columns: WIFI, ANT, and measurement results for Horizontal and Vertical orientations. Includes sub-headers '1+2+3+4', 'Horizontal', and 'Vertical'. Contains two graphs showing Level (dBm/100m) vs Frequency (MHz) with peak and average values.



<b>WIFI</b>	<b>Band 2 5250~5350MHz Harmonic @ 3m</b>	
<b>ANT</b>	<b>802.11ax VHT40 CH62 5310MHz</b>	
<b>1+2+3+4</b>	<b>Horizontal</b>	<b>Vertical</b>
<p><b>Peak</b></p> <p><b>Avg.</b></p>	 <p>Site : 03CH02-CA          Condition : PEAK(UNII) 3m HORN 91200-HF_01895 HORIZZONTAL          Detector : Peak          Project : 190621001          Mode : 22          Setting : 31.5</p>	 <p>Site : 03CH02-CA          Condition : PEAK(UNII) 3m HORN 91200-HF_01895 VERTICAL          Detector : Peak          Project : 190621001          Mode : 22          Setting : 31.5</p>



Band 2 5250~5350MHz
WIFI 802.11ax VHT80 (Harmonic @ 3m)

Table with 3 columns: WIFI, ANT, and measurement results for Horizontal and Vertical orientations. Includes sub-tables for Peak and Avg. values with associated frequency plots and site information.

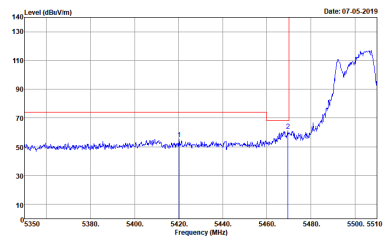
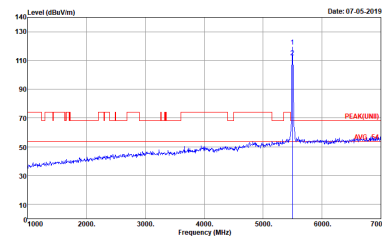
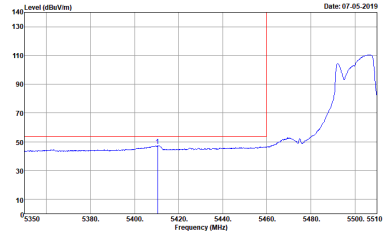




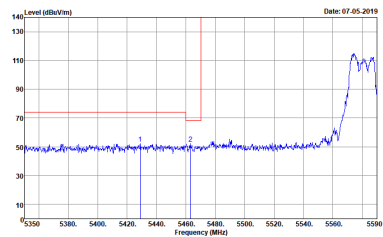
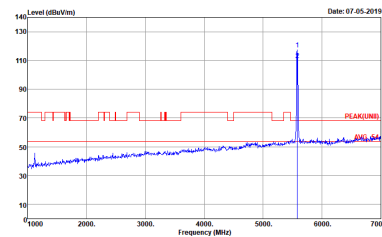
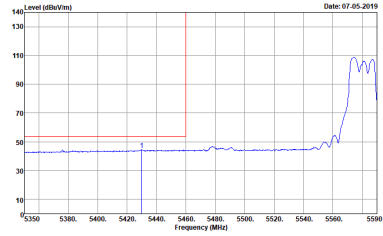
**Band 3 - 5470~5725MHz**  
**WIFI 802.11a (Band Edge @ 3m)**

WIFI	Band 3 5470~5725MHz Band Edge @ 3m	
ANT	802.11a CH100 5500MHz	
1+2+3+4	Horizontal	Fundamental
<b>Peak</b>	<p>Site : 03CH02-CA            Condition : PEAK_BE(UNIT)_B3 3m HORN 9120D-HF_01895 HORIZONTAL            RBW:1000.000KHz VBW:3000.000KHz SWT:Auto            Detector : Peak            Project : 190621001            Mode : 7            Setting : 39.5</p>	<p>Site : 03CH02-CA            Condition : PEAK(UNIT) 3m HORN 9120D-HF_01895 HORIZONTAL            RBW:1000.000KHz VBW:3000.000KHz SWT:Auto            Detector : Peak            Project : 190621001            Mode : 7            Setting : 39.5</p>
<b>Avg.</b>	<p>Site : 03CH02-CA            Condition : AVG_BE(UNIT)_B3 3m HORN 9120D-HF_01895 HORIZONTAL            RBW:1000.000KHz VBW:1000KHz SWT:Auto            Detector : Peak            Project : 190621001            Mode : 7            Setting : 39.5</p>	<b>Left blank</b>



WIFI	Band 3 5470~5725MHz Band Edge @ 3m	
ANT	802.11a CH100 5500MHz	
1+2+3+4	Vertical	Fundamental
<p><b>Peak</b></p>	 <p>Site : 03CH02-CA            Condition : PEAK_BE(UNIT)_B3 3m HORN 9120D-HF_01895 VERTICAL            RBW:1000.000KHz VBW:3000.000KHz SWT:Auto            Detector : Peak            Project : 190621001            Mode : 7            Setting : 39.5</p>	 <p>Site : 03CH02-CA            Condition : PEAK(UNIT) 3m HORN 9120D-HF_01895 VERTICAL            RBW:1000.000KHz VBW:3000.000KHz SWT:Auto            Detector : Peak            Project : 190621001            Mode : 7            Setting : 39.5</p>
<p><b>Avg.</b></p>	 <p>Site : 03CH02-CA            Condition : AVG_BE(UNIT)_B3 3m HORN 9120D-HF_01895 VERTICAL            RBW:1000.000KHz VBW:1000KHz SWT:Auto            Detector : Peak            Project : 190621001            Mode : 7            Setting : 39.5</p>	<p><b>Left blank</b></p>

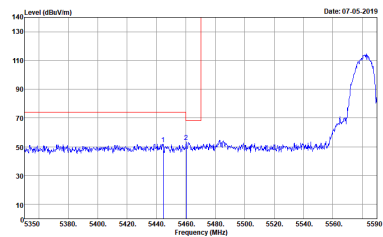
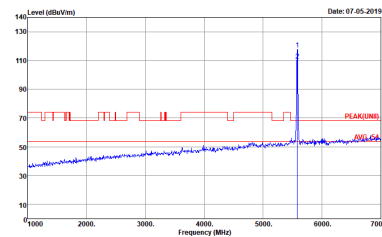
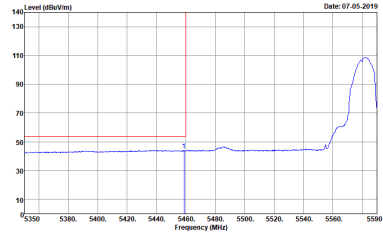


WIFI	Band 3 5470~5725MHz Band Edge @ 3m	
ANT	802.11a CH116 5580MHz - L	
1+2+3+4	Horizontal	Fundamental
<p><b>Peak</b></p>	 <p>Site : 03CH02-CA            Condition : PEAK_BE(UNIT)_B3 3m HORN 9120D-HF_01895 HORIZONTAL            RBW:1000.000kHz VBW:3000.000kHz SWT:Auto            Detector : Peak            Project : 190621001            Mode : B            Setting : 36.5</p>	 <p>Site : 03CH02-CA            Condition : PEAK(UNIT) 3m HORN 9120D-HF_01895 HORIZONTAL            RBW:1000.000kHz VBW:3000.000kHz SWT:Auto            Detector : Peak            Project : 190621001            Mode : B            Setting : 36.5</p>
<p><b>Avg.</b></p>	 <p>Site : 03CH02-CA            Condition : AVG_BE(UNIT)_B3 3m HORN 9120D-HF_01895 HORIZONTAL            RBW:1000.000kHz VBW:1000kHz SWT:Auto            Detector : Peak            Project : 190621001            Mode : B            Setting : 36.5</p>	<p><b>Left blank</b></p>



WIFI	Band 3 5470~5725MHz Band Edge @ 3m	
ANT	802.11a CH116 5580MHz - R	
1+2+3+4	Horizontal	Fundamental
Peak	<p>Site : 08CH02-CA Condition : PEAK_BE([UNII], B3 3m HCRN 91200-HF_01895 HORIZONTAL Detector : Peak Project : 190621001 Mode : B Setting : 36.5</p>	Left blank



WIFI	Band 3 5470~5725MHz Band Edge @ 3m	
ANT	802.11a CH116 5580MHz - L	
1+2+3+4	Vertical	Fundamental
<p><b>Peak</b></p>	 <p>Site : 03CH02-CA            Condition : PEAK_BE(UNIT)_B3 3m HORN 9120D-HF_01895 VERTICAL            RBW:1000.000KHz VBW:3000.000KHz SWT:Auto            Detector : Peak            Project : 190621001            Mode : B            Setting : 36.5</p>	 <p>Site : 03CH02-CA            Condition : PEAK(UNIT) 3m HORN 9120D-HF_01895 VERTICAL            RBW:1000.000KHz VBW:3000.000KHz SWT:Auto            Detector : Peak            Project : 190621001            Mode : B            Setting : 36.5</p>
<p><b>Avg.</b></p>	 <p>Site : 03CH02-CA            Condition : AVG_BE(UNIT)_B3 3m HORN 9120D-HF_01895 VERTICAL            RBW:1000.000KHz VBW:1000KHz SWT:Auto            Detector : Peak            Project : 190621001            Mode : B            Setting : 36.5</p>	<p><b>Left blank</b></p>

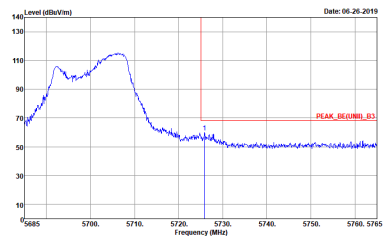
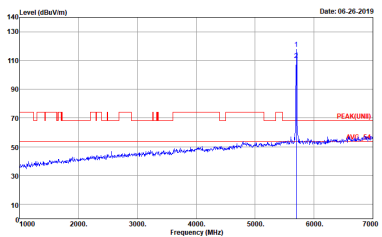


WIFI	Band 3 5470~5725MHz Band Edge @ 3m	
ANT	802.11a CH116 5580MHz - R	
1+2+3+4	Vertical	Fundamental
Peak	<p>Site : 08CH02-CA Condition : PEAK_BE([UNIT]), B3 3m HCRN 91200-HF_01895 VERTICAL Detector : Peak Project : 190621001 Mode : B Setting : 36.5</p>	Left blank



WIFI	Band 3 5470~5725MHz Band Edge @ 3m	
ANT	802.11a CH140 5700MHz	
1+2+3+4	Horizontal	Fundamental
<b>Peak</b>	<p>Site : 03CH02-CA Condition : PEAK_BE[UNII], B3 3m HORN 9120D-HF_01895 HORIZONTAL RBW:1000.000KHz VBW:3000.000KHz SWT:Auto Detector : Peak Project : 190621001 Mode : 9 Setting : 36.5</p>	<p>Site : 03CH02-CA Condition : PEAK[UNII] 3m HORN 9120D-HF_01895 HORIZONTAL RBW:1000.000KHz VBW:3000.000KHz SWT:Auto Detector : Peak Project : 190621001 Mode : 9 Setting : 36.5</p>

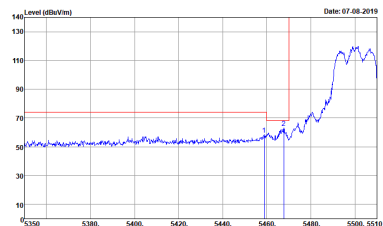
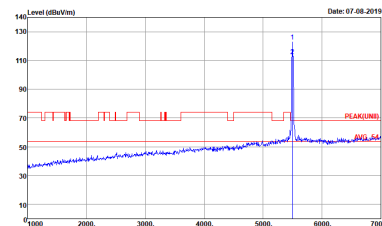
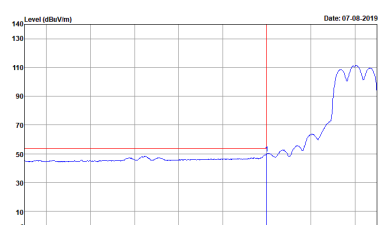


WIFI	Band 3 5470~5725MHz Band Edge @ 3m	
ANT	802.11a CH140 5700MHz	
1+2+3+4	Vertical	Fundamental
Peak	 <p>Site : 03CH02-CA          Condition : PEAK_BE[UNII], B3 3m HORN 9120D-HF_01895 VERTICAL          : RBW:1000.000KHz VBW:3000.000KHz SWT:Auto          Detector : Peak          Project : 190621001          Mode : 9          Setting : 36.5</p>	 <p>Site : 03CH02-CA          Condition : PEAK[UNII] 3m HORN 9120D-HF_01895 VERTICAL          : RBW:1000.000KHz VBW:3000.000KHz SWT:Auto          Detector : Peak          Project : 190621001          Mode : 9          Setting : 36.5</p>

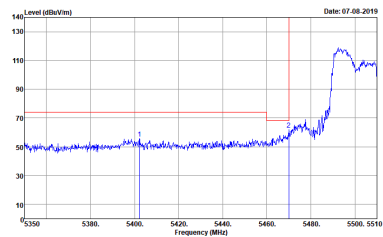
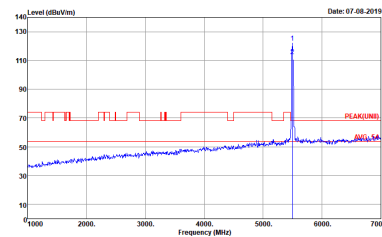
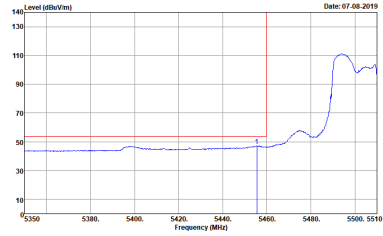




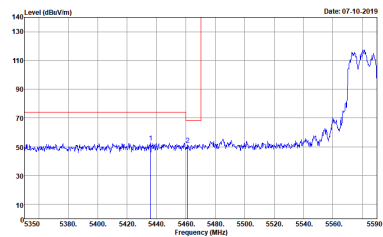
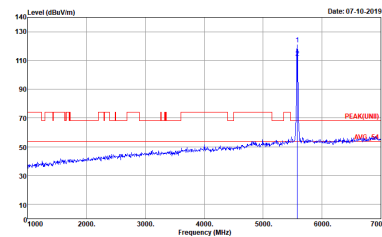
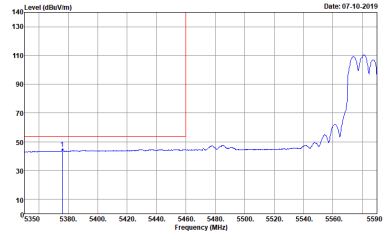
**Band 3 5470~5725MHz**  
**WIFI 802.11ax VHT20 (Band Edge @ 3m)**

WIFI	Band 3 5470~5725MHz Band Edge @ 3m	
ANT	802.11ax VHT20 CH100 5500MHz	
1+2+3+4	Horizontal	Fundamental
<b>Peak</b>	 <p>Site : 03CH02-CA            Condition : PEAK_BE(UNIT1)_B3 3m HORN 9120D-HF_01895 HORIZONTAL            RBW:1000.000KHz VBW:3000.000KHz SWT:Auto            Detector : Peak            Project : 190621001            Mode : 16            Setting : 39.5</p>	 <p>Site : 03CH02-CA            Condition : PEAK(UNIT) 3m HORN 9120D-HF_01895 HORIZONTAL            RBW:1000.000KHz VBW:3000.000KHz SWT:Auto            Detector : Peak            Project : 190621001            Mode : 16            Setting : 39.5</p>
<b>Avg.</b>	 <p>Site : 03CH02-CA            Condition : AVG_BE(UNIT1)_B3 3m HORN 9120D-HF_01895 HORIZONTAL            RBW:1000.000KHz VBW:0.300KHz SWT:Auto            Detector : Peak            Project : 190621001            Mode : 16            Setting : 39.5</p>	<b>Left blank</b>

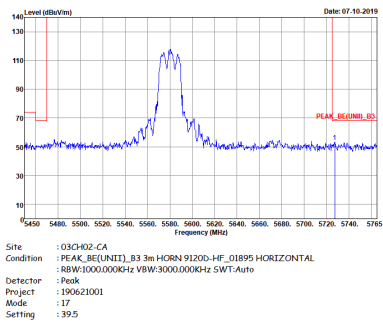


WIFI	Band 3 5470~5725MHz Band Edge @ 3m	
ANT	802.11ax VHT20 CH100 5500MHz	
1+2+3+4	Vertical	Fundamental
<p><b>Peak</b></p>	 <p>Site : 03CH02-CA            Condition : PEAK_BE(UNIT)_B3 3m HORN 9120D-HF_01895 VERTICAL            RBW:1000.000kHz VBW:3000.000kHz SWT:Auto            Detector : Peak            Project : 190621001            Mode : 16            Setting : 39.5</p>	 <p>Site : 03CH02-CA            Condition : PEAK(UNIT) 3m HORN 9120D-HF_01895 VERTICAL            RBW:1000.000kHz VBW:3000.000kHz SWT:Auto            Detector : Peak            Project : 190621001            Mode : 16            Setting : 39.5</p>
<p><b>Avg.</b></p>	 <p>Site : 03CH02-CA            Condition : AVG_BE(UNIT)_B3 3m HORN 9120D-HF_01895 VERTICAL            RBW:1000.000kHz VBW:3.000kHz SWT:Auto            Detector : Peak            Project : 190621001            Mode : 16            Setting : 39.5</p>	<p><b>Left blank</b></p>

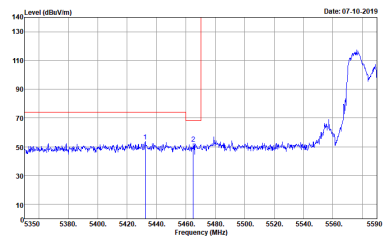
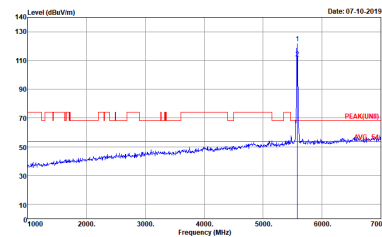
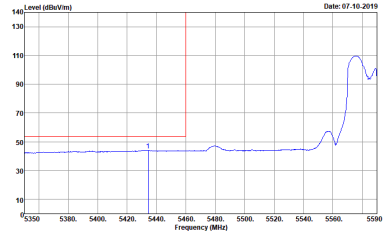


WIFI	Band 3 5470~5725MHz Band Edge @ 3m	
ANT	802.11ax VHT20 CH116 5580MHz - L	
1+2+3+4	Horizontal	Fundamental
<p><b>Peak</b></p>	 <p>Site : 03CH02-CA            Condition : PEAK_BE(UNIT)_B3 3m HORN 9120D-HF_01895 HORIZONTAL            RBW:1000.000kHz VBW:3000.000kHz SWT:Auto            Detector : Peak            Project : 190621001            Mode : 17            Setting : 39.5</p>	 <p>Site : 03CH02-CA            Condition : PEAK(UNIT) 3m HORN 9120D-HF_01895 HORIZONTAL            RBW:1000.000kHz VBW:3000.000kHz SWT:Auto            Detector : Peak            Project : 190621001            Mode : 17            Setting : 39.5</p>
<p><b>Avg.</b></p>	 <p>Site : 03CH02-CA            Condition : AVG_BE(UNIT)_B3 3m HORN 9120D-HF_01895 HORIZONTAL            RBW:1000.000kHz VBW:3.000kHz SWT:Auto            Detector : Peak            Project : 190621001            Mode : 17            Setting : 39.5</p>	<p><b>Left blank</b></p>



WIFI	Band 3 5470~5725MHz Band Edge @ 3m	
ANT	802.11ax VHT20 CH116 5580MHz - R	
1+2+3+4	Horizontal	Fundamental
<b>Peak</b>		Left blank

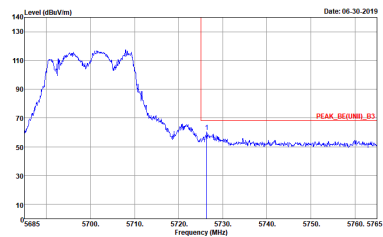
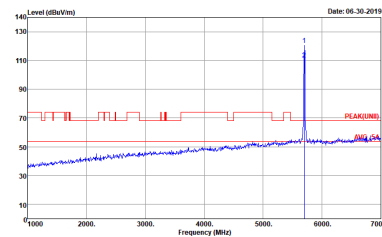


WIFI	Band 3 5470~5725MHz Band Edge @ 3m	
ANT	802.11ax VHT20 CH116 5580MHz - L	
1+2+3+4	Vertical	Fundamental
<p><b>Peak</b></p>	 <p>Site : 03CH02-CA            Condition : PEAK_BE(UNIT)_B3 3m HORN 9120D-HF_01895 VERTICAL            RBW:1000.000kHz VBW:3000.000kHz SWT:Auto            Detector : Peak            Project : 190621001            Mode : 17            Setting : 39.5</p>	 <p>Site : 03CH02-CA            Condition : PEAK(UNIT) 3m HORN 9120D-HF_01895 VERTICAL            RBW:1000.000kHz VBW:3000.000kHz SWT:Auto            Detector : Peak            Project : 190621001            Mode : 17            Setting : 39.5</p>
<p><b>Avg.</b></p>	 <p>Site : 03CH02-CA            Condition : AVG_BE(UNIT)_B3 3m HORN 9120D-HF_01895 VERTICAL            RBW:1000.000kHz VBW:3.000kHz SWT:Auto            Detector : Peak            Project : 190621001            Mode : 17            Setting : 39.5</p>	<p><b>Left blank</b></p>



WIFI	Band 3 5470~5725MHz Band Edge @ 3m	
ANT	802.11ax VHT20 CH116 5580MHz - R	
1+2+3+4	Vertical	Fundamental
Peak	<p>Site : 08CH02-CA Condition : PEAK_BE([UNII], B3 3m HCRN 91200-HF_01895 VERTICAL Detector : Peak Project : 190621001 Mode : 17 Setting : 39.5</p>	Left blank



WIFI	Band 3 5470~5725MHz Band Edge @ 3m	
ANT	802.11ax VHT20 CH140 5700MHz	
1+2+3+4	Horizontal	Fundamental
Peak	 <p>Site : 03CH02-CA          Condition : PEAK_BE[UNII]_B3 3m HORN 91200-HF_01895 HORIZONTAL          : RBW:1000.000KHz VBW:3000.000KHz SWT:Auto          Detector : Peak          Project : 190621001          Mode : 1B          Setting : 36</p>	 <p>Site : 03CH02-CA          Condition : PEAK[UNII] 3m HORN 91200-HF_01895 HORIZONTAL          : RBW:1000.000KHz VBW:3000.000KHz SWT:Auto          Detector : Peak          Project : 190621001          Mode : 1B          Setting : 36</p>

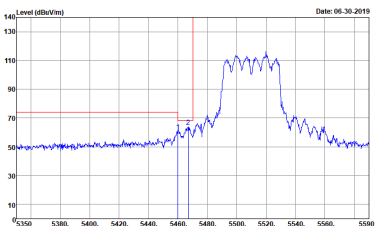
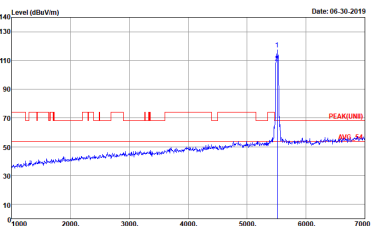



WIFI	Band 3 5470~5725MHz Band Edge @ 3m	
ANT	802.11ax VHT20 CH140 5700MHz	
1+2+3+4	Vertical	Fundamental
<b>Peak</b>	<p>Site : 03CH02-CA Condition : PEAK_BE[UNII], B3 3m HORN 9120D-HF_01895 VERTICAL Detector : Peak Project : 190621001 Mode : 1B Setting : 36</p>	<p>Site : 03CH02-CA Condition : PEAK[UNII] 3m HORN 9120D-HF_01895 VERTICAL Detector : Peak Project : 190621001 Mode : 1B Setting : 36</p>





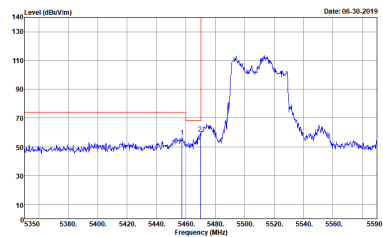
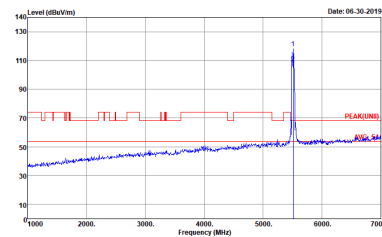
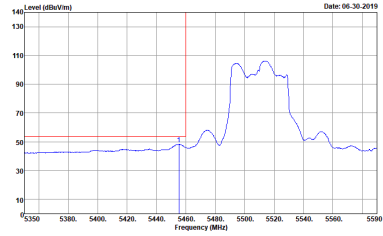
**Band 3 5470~5725MHz**  
**WIFI 802.11ax VHT40 (Band Edge @ 3m)**

WIFI	Band 3 5470~5725MHz Band Edge @ 3m	
ANT	802.11ax VHT40 CH102 5510MHz - L	
1+2+3+4	Horizontal	Fundamental
<p><b>Peak</b></p>	 <p>Site : 03CH02-CA            Condition : PEAK_BE(UNIT1)_B3 3m HORN 9120D-HF_01895 HORIZONTAL            RBW:1000.000KHz VBW:3000.000KHz SWT:Auto            Detector : Peak            Project : 190621001            Mode : 23            Setting : 35.5</p>	 <p>Site : 03CH02-CA            Condition : PEAK(UNIT) 3m HORN 9120D-HF_01895 HORIZONTAL            RBW:1000.000KHz VBW:3000.000KHz SWT:Auto            Detector : Peak            Project : 190621001            Mode : 23            Setting : 35.5</p>
<p><b>Avg.</b></p>	 <p>Site : 03CH02-CA            Condition : AVG_BE(UNIT1)_B3 3m HORN 9120D-HF_01895 HORIZONTAL            RBW:1000.000KHz VBW:0.300KHz SWT:Auto            Detector : Peak            Project : 190621001            Mode : 23            Setting : 35.5</p>	<p><b>Left blank</b></p>



WIFI	Band 3 5470~5725MHz Band Edge @ 3m	
ANT	802.11ax VHT40 CH102 5510MHz - R	
1+2+3+4	Horizontal	Fundamental
Peak	<p>Site : 08CH02-CA Condition : PEAK_BE([UNIT]), B3 3m HCRN 91200-HF_01895 HORIZONTAL Detector : Peak Project : 190621001 Mode : Z3 Setting : 35.5</p>	Left blank

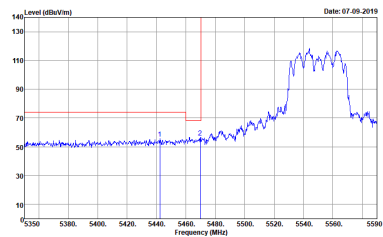
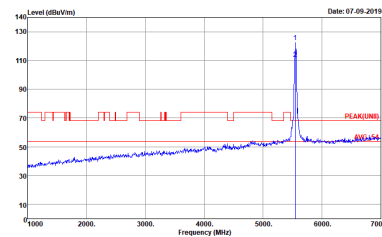
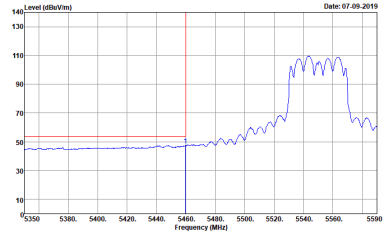


WIFI	Band 3 5470~5725MHz Band Edge @ 3m	
ANT	802.11ax VHT40 CH102 5510MHz - L	
1+2+3+4	Vertical	Fundamental
<p><b>Peak</b></p>	 <p>Site : 03CH02-CA            Condition : PEAK_BE(UNIT)_B3 3m HORN 9120D-HF_01895 VERTICAL            RBW:1000.000KHz VBW:3000.000KHz SWT:Auto            Detector : Peak            Project : 190621001            Mode : Z3            Setting : 35.5</p>	 <p>Site : 03CH02-CA            Condition : PEAK(UNIT) 3m HORN 9120D-HF_01895 VERTICAL            RBW:1000.000KHz VBW:3000.000KHz SWT:Auto            Detector : Peak            Project : 190621001            Mode : Z3            Setting : 35.5</p>
<p><b>Avg.</b></p>	 <p>Site : 03CH02-CA            Condition : AVG_BE(UNIT)_B3 3m HORN 9120D-HF_01895 VERTICAL            RBW:1000.000KHz VBW:3.000KHz SWT:Auto            Detector : Peak            Project : 190621001            Mode : Z3            Setting : 35.5</p>	<p><b>Left blank</b></p>

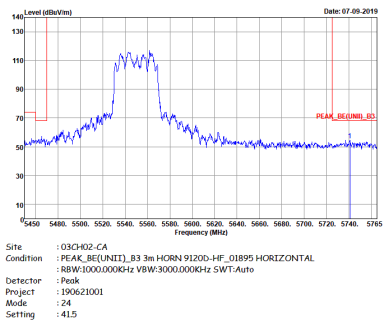


WIFI	Band 3 5470~5725MHz Band Edge @ 3m	
ANT	802.11ax VHT40 CH102 5510MHz - R	
1+2+3+4	Vertical	Fundamental
Peak	<p>Site : 08CH402-CA Condition : PEAK_BE([UNIT]), B3 3m HCRN 91200-HF_01895 VERTICAL Detector : Peak Project : 190621001 Mode : Z3 Setting : 35.5</p>	Left blank

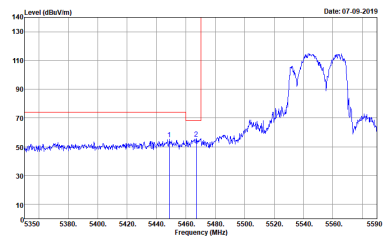
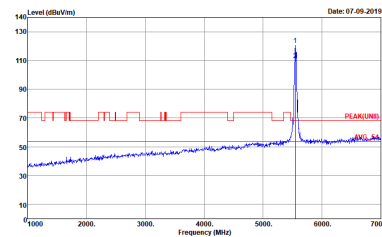
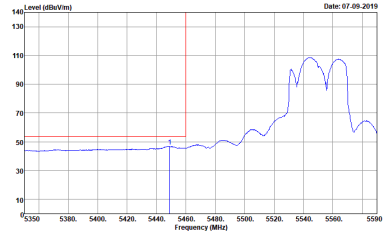


WIFI	Band 3 5470~5725MHz Band Edge @ 3m	
ANT	802.11ax VHT40 CH110 5550MHz - L	
1+2+3+4	Horizontal	Fundamental
<p><b>Peak</b></p>	 <p>Site : 03CH02-CA            Condition : PEAK_BE(UNIT)_B3 3m HORN 9120D-HF_01895 HORIZONTAL            RBW:1000.000kHz VBW:3000.000kHz SWT:Auto            Detector : Peak            Project : 190621001            Mode : 24            Setting : 41.5</p>	 <p>Site : 03CH02-CA            Condition : PEAK(UNIT) 3m HORN 9120D-HF_01895 HORIZONTAL            RBW:1000.000kHz VBW:3000.000kHz SWT:Auto            Detector : Peak            Project : 190621001            Mode : 24            Setting : 41.5</p>
<p><b>Avg.</b></p>	 <p>Site : 03CH02-CA            Condition : AVG_BE(UNIT)_B3 3m HORN 9120D-HF_01895 HORIZONTAL            RBW:1000.000kHz VBW:3000.000kHz SWT:Auto            Detector : Peak            Project : 190621001            Mode : 24            Setting : 41.5</p>	<p><b>Left blank</b></p>



WIFI	Band 3 5470~5725MHz Band Edge @ 3m	
ANT	802.11ax VHT40 CH110 5550MHz - R	
1+2+3+4	Horizontal	Fundamental
<b>Peak</b>		Left blank



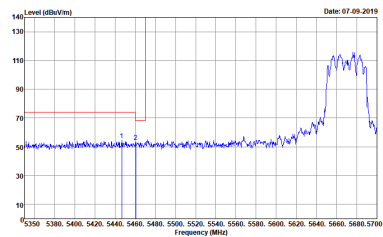
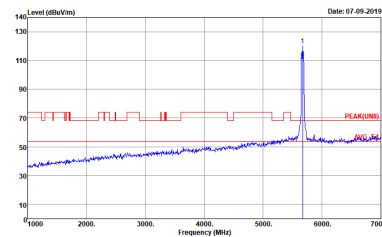
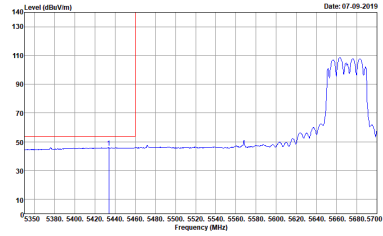
WIFI	Band 3 5470~5725MHz Band Edge @ 3m	
ANT	802.11ax VHT40 CH110 5550MHz - L	
1+2+3+4	Vertical	Fundamental
<p><b>Peak</b></p>	 <p>Site : 03CH02-CA            Condition : PEAK_BE(UNIT)_B3 3m HORN 9120D-HF_01895 VERTICAL            : RBW:1000.000kHz VBW:3000.000kHz SWT:Auto            Detector : Peak            Project : 190621001            Mode : 24            Setting : 41.5</p>	 <p>Site : 03CH02-CA            Condition : PEAK(UNIT) 3m HORN 9120D-HF_01895 VERTICAL            : RBW:1000.000kHz VBW:3000.000kHz SWT:Auto            Detector : Peak            Project : 190621001            Mode : 24            Setting : 41.5</p>
<p><b>Avg.</b></p>	 <p>Site : 03CH02-CA            Condition : AVG_BE(UNIT)_B3 3m HORN 9120D-HF_01895 VERTICAL            : RBW:1000.000kHz VBW:3000.000kHz SWT:Auto            Detector : Peak            Project : 190621001            Mode : 24            Setting : 41.5</p>	<p><b>Left blank</b></p>



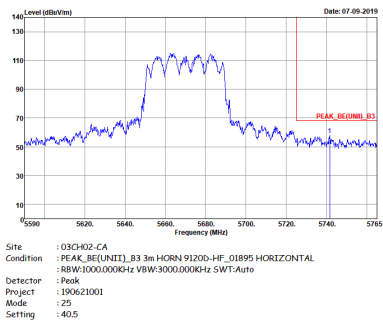
WIFI	Band 3 5470~5725MHz Band Edge @ 3m	
ANT	802.11ax VHT40 CH110 5550MHz - R	
1+2+3+4	Vertical	Fundamental
Peak	<p>Site : 08CH02-CA Condition : PEAK_BE([UNIT]), B3 3m HCRN 91200-HF_01895 VERTICAL Detector : Peak Project : 190621001 Mode : 24 Setting : 415</p>	Left blank



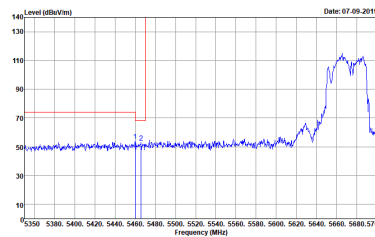
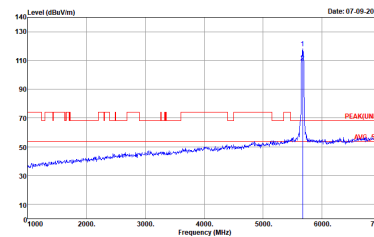
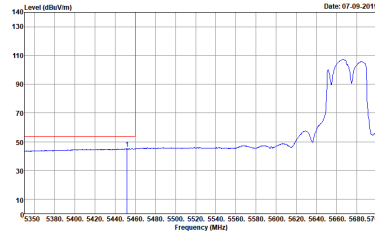


WIFI	Band 3 5470~5725MHz Band Edge @ 3m	
ANT	802.11ax VHT40 CH134 5670MHz - L	
1+2+3+4	Horizontal	Fundamental
<p><b>Peak</b></p>	 <p>Date: 07.09.2019</p> <p>Site : 03CH02-CA            Condition : PEAK_BE(UNIT)_B3 3m HORN 9120D-HF_01895 HORIZONTAL            RBW:1000.000kHz VBW:3000.000kHz SWT:Auto            Detector : Peak            Project : 190621001            Mode : 25            Setting : 40.5</p>	 <p>Date: 07.09.2019</p> <p>Site : 03CH02-CA            Condition : PEAK(UNIT) 3m HORN 9120D-HF_01895 HORIZONTAL            RBW:1000.000kHz VBW:3000.000kHz SWT:Auto            Detector : Peak            Project : 190621001            Mode : 25            Setting : 40.5</p>
<p><b>Avg.</b></p>	 <p>Date: 07.09.2019</p> <p>Site : 03CH02-CA            Condition : AVG_BE(UNIT)_B3 3m HORN 9120D-HF_01895 HORIZONTAL            RBW:1000.000kHz VBW:3000.000kHz SWT:Auto            Detector : Peak            Project : 190621001            Mode : 25            Setting : 40.5</p>	<p><b>Left blank</b></p>



WIFI	Band 3 5470~5725MHz Band Edge @ 3m	
ANT	802.11ax VHT40 CH134 5670MHz - R	
1+2+3+4	Horizontal	Fundamental
<b>Peak</b>		Left blank



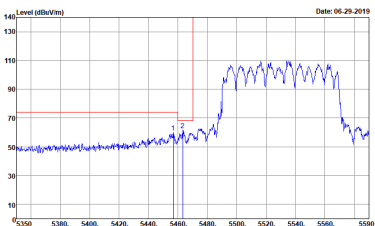
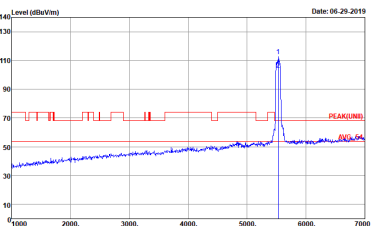
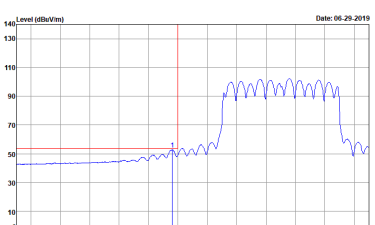
WIFI	Band 3 5470~5725MHz Band Edge @ 3m	
ANT	802.11ax VHT40 CH134 5670MHz - L	
1+2+3+4	Vertical	Fundamental
<p><b>Peak</b></p>	 <p>Site : 03CH02-CA            Condition : PEAK_BE(UNIT)_B3 3m HORN 9120D-HF_01895 VERTICAL            RBW:1000.000kHz VBW:3000.000kHz SWT:Auto            Detector : Peak            Project : 190621001            Mode : 25            Setting : 40.5</p>	 <p>Site : 03CH02-CA            Condition : PEAK(UNIT)_3m HORN 9120D-HF_01895 VERTICAL            RBW:1000.000kHz VBW:3000.000kHz SWT:Auto            Detector : Peak            Project : 190621001            Mode : 25            Setting : 40.5</p>
<p><b>Avg.</b></p>	 <p>Site : 03CH02-CA            Condition : AVG_BE(UNIT)_B3 3m HORN 9120D-HF_01895 VERTICAL            RBW:1000.000kHz VBW:3000.000kHz SWT:Auto            Detector : Peak            Project : 190621001            Mode : 25            Setting : 40.5</p>	<p><b>Left blank</b></p>



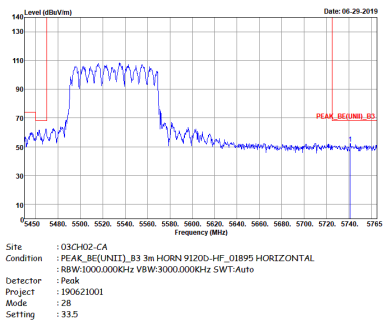
WIFI	Band 3 5470~5725MHz Band Edge @ 3m	
ANT	802.11ax VHT40 CH134 5670MHz - R	
1+2+3+4	Vertical	Fundamental
Peak	<p>Site : 08CH02-CA Condition : PEAK_BE[UNII]_B3 3m HCRN 91200-HF_01895 VERTICAL Detector : Peak Project : 190621001 Mode : Z5 Setting : 40.5</p>	Left blank



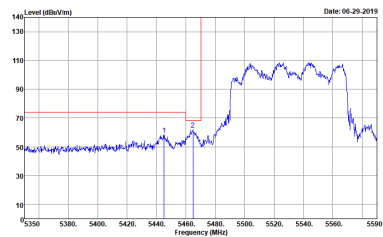
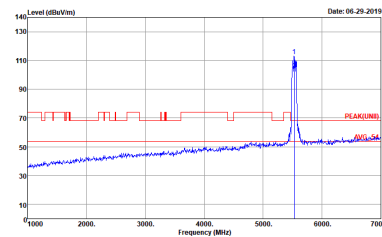
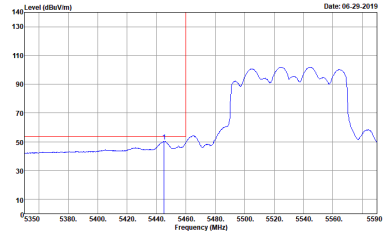
**Band 3 5470~5725MHz**  
**WIFI 802.11ax VHT80 (Band Edge @ 3m)**

WIFI	Band 3 5470~5725MHz Band Edge @ 3m	
ANT	802.11ax VHT80 CH106 5530MHz - L	
1+2+3+4	Horizontal	Fundamental
<p align="center"><b>Peak</b></p>	 <p>Site : 03CH02-CA            Condition : PEAK_BE(UNIT1)_B3 3m HORN 9120D-HF_01895 HORIZONTAL            RBW:1000.000KHz VBW:3000.000KHz SWT:Auto            Detector : Peak            Project : 190621001            Mode : 2B            Setting : 33.5</p>	 <p>Site : 03CH02-CA            Condition : PEAK(UNIT1) 3m HORN 9120D-HF_01895 HORIZONTAL            RBW:1000.000KHz VBW:3000.000KHz SWT:Auto            Detector : Peak            Project : 190621001            Mode : 2B            Setting : 33.5</p>
<p align="center"><b>Avg.</b></p>	 <p>Site : 03CH02-CA            Condition : AVG_BE(UNIT1)_B3 3m HORN 9120D-HF_01895 HORIZONTAL            RBW:1000.000KHz VBW:0.300KHz SWT:Auto            Detector : Peak            Project : 190621001            Mode : 2B            Setting : 33.5</p>	<p align="center"><b>Left blank</b></p>



WIFI	Band 3 5470~5725MHz Band Edge @ 3m	
ANT	802.11ax VHT80 CH106 5530MHz - R	
1+2+3+4	Horizontal	Fundamental
<b>Peak</b>		Left blank



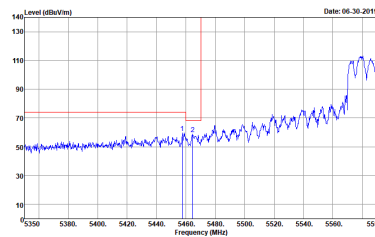
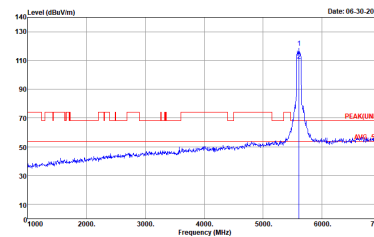
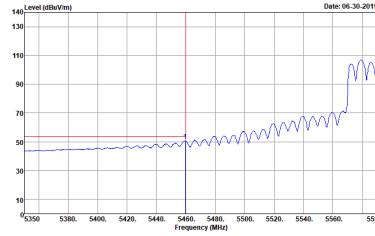
WIFI	Band 3 5470~5725MHz Band Edge @ 3m	
ANT	802.11ax VHT80 CH106 5530MHz - L	
1+2+3+4	Vertical	Fundamental
<p><b>Peak</b></p>	 <p>Site : 03CH02-CA            Condition : PEAK_BE(UNIT)_B3 3m HORN 9120D-HF_01895 VERTICAL            RBW:1000.000kHz VBW:3000.000kHz SWT:Auto            Detector : Peak            Project : 190621001            Mode : 2B            Setting : 33.5</p>	 <p>Site : 03CH02-CA            Condition : PEAK(UNIT) 3m HORN 9120D-HF_01895 VERTICAL            RBW:1000.000kHz VBW:3000.000kHz SWT:Auto            Detector : Peak            Project : 190621001            Mode : 2B            Setting : 33.5</p>
<p><b>Avg.</b></p>	 <p>Site : 03CH02-CA            Condition : AVG_BE(UNIT)_B3 3m HORN 9120D-HF_01895 VERTICAL            RBW:1000.000kHz VBW:3000.000kHz SWT:Auto            Detector : Peak            Project : 190621001            Mode : 2B            Setting : 33.5</p>	<p><b>Left blank</b></p>



WIFI	Band 3 5470~5725MHz Band Edge @ 3m	
ANT	802.11ax VHT80 CH106 5530MHz - R	
1+2+3+4	Vertical	Fundamental
Peak	<p>Site : 08CH02-CA Condition : PEAK_BE([UNIT]), B3 3m HCRN 91200-HF_01895 VERTICAL Detector : Peak Project : 190621001 Mode : ZB Setting : 33.5</p>	Left blank



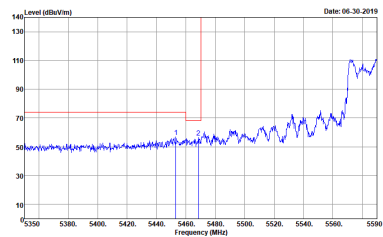
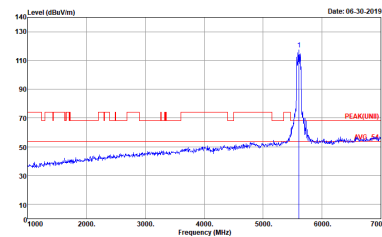
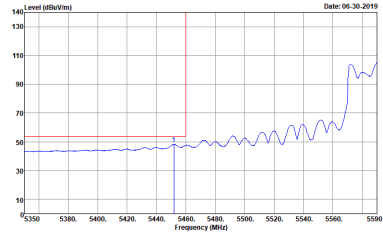


WIFI	Band 3 5470~5725MHz Band Edge @ 3m	
ANT	802.11ax VHT80 CH122 5610MHz - L	
1+2+3+4	Horizontal	Fundamental
<p><b>Peak</b></p>	 <p>Site : 03CH02-CA            Condition : PEAK_BE(UNIT)_B3 3m HORN 9120D-HF_01895 HORIZONTAL            RBW:1000.000kHz VBW:3000.000kHz SWT:Auto            Detector : Peak            Project : 190621001            Mode : 29            Setting : 44.5</p>	 <p>Site : 03CH02-CA            Condition : PEAK(UNIT) 3m HORN 9120D-HF_01895 HORIZONTAL            RBW:1000.000kHz VBW:3000.000kHz SWT:Auto            Detector : Peak            Project : 190621001            Mode : 29            Setting : 44.5</p>
<p><b>Avg.</b></p>	 <p>Site : 03CH02-CA            Condition : AVG_BE(UNIT)_B3 3m HORN 9120D-HF_01895 HORIZONTAL            RBW:1000.000kHz VBW:3.000kHz SWT:Auto            Detector : Peak            Project : 190621001            Mode : 29            Setting : 44.5</p>	<p><b>Left blank</b></p>



WIFI	Band 3 5470~5725MHz Band Edge @ 3m	
ANT	802.11ax VHT80 CH122 5610MHz - R	
1+2+3+4	Horizontal	Fundamental
Peak	<p>Site : 08CH02-CA Condition : PEAK_BE([UNIT]), B3 3m HCRN 91200-HF_01895 HORIZONTAL Detector : Peak Project : 190621001 Mode : Z9 Setting : 44.5</p>	Left blank



WIFI	Band 3 5470~5725MHz Band Edge @ 3m	
ANT	802.11ax VHT80 CH122 5610MHz - L	
1+2+3+4	Vertical	Fundamental
<p><b>Peak</b></p>	 <p>Site : 03CH02-CA            Condition : PEAK_BE(UNIT)_B3 3m HORN 9120D-HF_01895 VERTICAL            RBW:1000.000kHz VBW:3000.000kHz SWT:Auto            Detector : Peak            Project : 190621001            Mode : 29            Setting : 44.5</p>	 <p>Site : 03CH02-CA            Condition : PEAK(UNIT) 3m HORN 9120D-HF_01895 VERTICAL            RBW:1000.000kHz VBW:3000.000kHz SWT:Auto            Detector : Peak            Project : 190621001            Mode : 29            Setting : 44.5</p>
<p><b>Avg.</b></p>	 <p>Site : 03CH02-CA            Condition : AVG_BE(UNIT)_B3 3m HORN 9120D-HF_01895 VERTICAL            RBW:1000.000kHz VBW:3.000kHz SWT:Auto            Detector : Peak            Project : 190621001            Mode : 29            Setting : 44.5</p>	<p><b>Left blank</b></p>



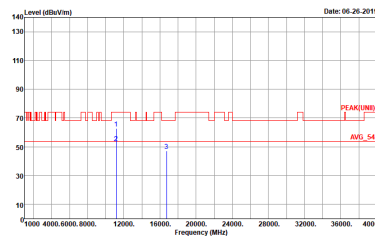
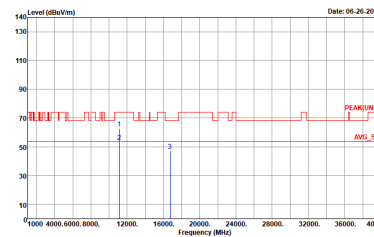
WIFI	Band 3 5470~5725MHz Band Edge @ 3m	
ANT	802.11ax VHT80 CH122 5610MHz - R	
1+2+3+4	Vertical	Fundamental
Peak	<p>Site : 08CH02-CA Condition : PEAK_BE([UNIT]), B3 3m HCRN 91200-HF_01895 VERTICAL Detector : Peak Project : 190621001 Mode : Z9 Setting : 44.5</p>	Left blank



**Band 3 - 5470~5725MHz**  
**WIFI 802.11a (Harmonic @ 3m)**

<b>WIFI</b>	<b>Band 3 5470~5725MHz Harmonic @ 3m</b>	
<b>ANT</b>	<b>802.11a CH100 5500MHz</b>	
<b>1+2+3+4</b>	<b>Horizontal</b>	<b>Vertical</b>
<b>Peak</b> <b>Avg.</b>	<p>Site : 03CH02-CA          Condition : PEAK(UNIT) 3m HORN 9120D-4F_01895 HORIZONTAL          Detector : Peak          Project : 190621001          Mode : 7          Setting : 39.5</p>	<p>Site : 03CH02-CA          Condition : PEAK(UNIT) 3m HORN 9120D-4F_01895 VERTICAL          Detector : Peak          Project : 190621001          Mode : 7          Setting : 39.5</p>



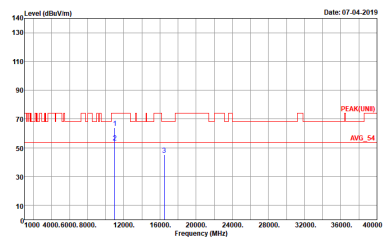
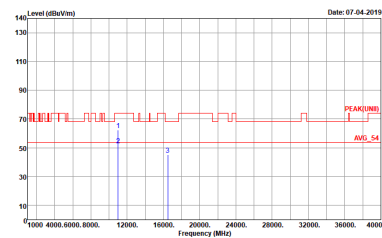
WIFI	Band 3 5470~5725MHz Harmonic @ 3m	
ANT	802.11a CH116 5580MHz	
1+2+3+4	Horizontal	Vertical
<p><b>Peak</b></p> <p><b>Avg.</b></p>	 <p>Site : 03CH02-CA Condition : PEAK(UNII) 3m HORN 91200-HF_01895 HORIZONTAL Detector : Peak Project : 190621001 Mode : S Setting : 36.5</p>	 <p>Site : 03CH02-CA Condition : PEAK(UNII) 3m HORN 91200-HF_01895 VERTICAL Detector : Peak Project : 190621001 Mode : S Setting : 36.5</p>



<b>WIFI</b>	<b>Band 3 5470~5725MHz Harmonic @ 3m</b>	
<b>ANT</b>	<b>802.11a CH140 5700MHz</b>	
<b>1+2+3+4</b>	<b>Horizontal</b>	<b>Vertical</b>
<b>Peak</b> <b>Avg.</b>	<p>Site : 03CH02-CA Condition : PEAK(UNII) 3m HORN 91200-HF_01895 HORIZONTAL Detector : Peak Project : 190621001 Mode : 9 Setting : 36.5</p>	<p>Site : 03CH02-CA Condition : PEAK(UNII) 3m HORN 91200-HF_01895 VERTICAL Detector : Peak Project : 190621001 Mode : 9 Setting : 36.5</p>

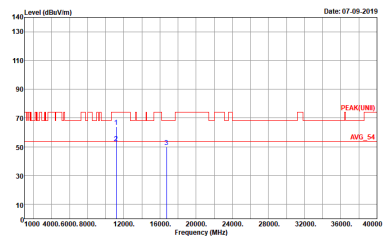
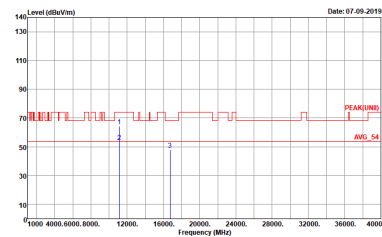


**Band 3 5470~5725MHz  
WIFI 802.11ax VHT20 (Harmonic @ 3m)**

<b>WIFI</b>	<b>Band 3 5470~5725MHz Harmonic @ 3m</b>	
<b>ANT</b>	<b>802.11ax VHT20 CH100 5500MHz</b>	
<b>1+2+3+4</b>	<b>Horizontal</b>	<b>Vertical</b>
<b>Peak Avg.</b>	 <p>           Site : 03CH02-CA            Condition : PEAK(LINII) 3m HORN 9120D-HF_01895 HORIZONTAL            Detector : Peak            Project : 190621001            Mode : 16            Setting : 39.5         </p>	 <p>           Site : 03CH02-CA            Condition : PEAK(LINII) 3m HORN 9120D-HF_01895 VERTICAL            Detector : Peak            Project : 190621001            Mode : 16            Setting : 39.5         </p>





<b>WIFI</b>	<b>Band 3 5470~5725MHz Harmonic @ 3m</b>	
<b>ANT</b>	<b>802.11ax VHT20 CH116 5580MHz</b>	
<b>1+2+3+4</b>	<b>Horizontal</b>	<b>Vertical</b>
<p><b>Peak</b></p> <p><b>Avg.</b></p>	 <p>Site : 03CH02-CA          Condition : PEAK(UNII) 3m HORN 91200-HF_01895 HORIZONTAL          Detector : Peak          Project : 190621001          Mode : 17          Setting : 39.5</p>	 <p>Site : 03CH02-CA          Condition : PEAK(UNII) 3m HORN 91200-HF_01895 VERTICAL          Detector : Peak          Project : 190621001          Mode : 17          Setting : 39.5</p>



<b>WIFI</b>	<b>Band 3 5470~5725MHz Harmonic @ 3m</b>	
<b>ANT</b>	<b>802.11ax VHT20 CH140 5700MHz</b>	
<b>1+2+3+4</b>	<b>Horizontal</b>	<b>Vertical</b>
<b>Peak</b> <b>Avg.</b>	<p>Site : 03CH02-CA Condition : PEAK(UNII) 3m HORN 91200-HF_01895 HORIZONTAL Detector : Peak Project : 190621001 Mode : 18 Setting : 36</p>	<p>Site : 03CH02-CA Condition : PEAK(UNII) 3m HORN 91200-HF_01895 VERTICAL Detector : Peak Project : 190621001 Mode : 18 Setting : 36</p>



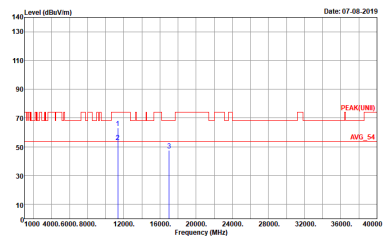
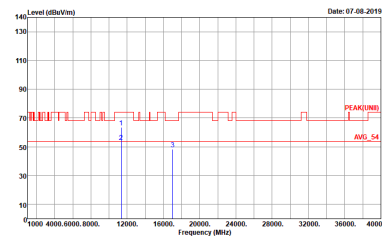
**Band 3 5470~5725MHz**  
**WIFI 802.11ax VHT40 (Harmonic @ 3m)**

<b>WIFI</b>	<b>Band 3 5470~5725MHz Harmonic @ 3m</b>	
<b>ANT</b>	<b>802.11ax VHT40 CH102 5510MHz</b>	
<b>1+2+3+4</b>	<b>Horizontal</b>	<b>Vertical</b>
<b>Peak</b> <b>Avg.</b>	<p>Site : 03CH02-CA          Condition : PEAK(LINII) 3m HORN 9120D-HF_01895 HORIZONTAL          Detector : Peak          Project : 190621001          Mode : Z3          Setting : 35.5</p>	<p>Site : 03CH02-CA          Condition : PEAK(LINII) 3m HORN 9120D-HF_01895 VERTICAL          Detector : Peak          Project : 190621001          Mode : Z3          Setting : 35.5</p>



WIFI	Band 3 5470~5725MHz Harmonic @ 3m	
ANT	802.11ax VHT40 CH110 5550MHz	
1+2+3+4	Horizontal	Vertical
<b>Peak</b> <b>Avg.</b>	<p>Site : 03CH02-CA Condition : PEAK(UNII) 3m HORN 91200-HF_01895 HORIZZONTAL Detector : Peak Project : 190621001 Mode : 24 Setting : 41.5</p>	<p>Site : 03CH02-CA Condition : PEAK(UNII) 3m HORN 91200-HF_01895 VERTICAL Detector : Peak Project : 190621001 Mode : 24 Setting : 41.5</p>



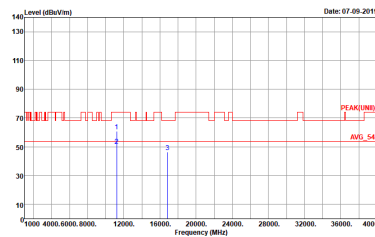
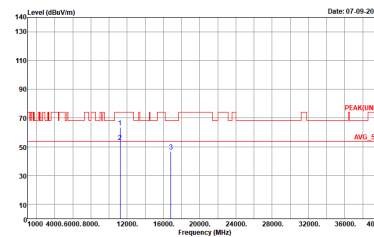
<b>WIFI</b>	<b>Band 3 5470~5725MHz Harmonic @ 3m</b>																									
<b>ANT</b>	<b>802.11ax VHT40 CH134 5670MHz</b>																									
<b>1+2+3+4</b>	<b>Horizontal</b>	<b>Vertical</b>																								
<p><b>Peak</b></p> <p><b>Avg.</b></p>	 <table border="1" data-bbox="430 728 718 806"> <tr><td>Site</td><td>: 03CH02-CA</td></tr> <tr><td>Condition</td><td>: PEAK(UNII) 3m HORN 91200-HF_01895 HORIZONTAL</td></tr> <tr><td>Detector</td><td>: Peak</td></tr> <tr><td>Project</td><td>: 190621001</td></tr> <tr><td>Mode</td><td>: 25</td></tr> <tr><td>Setting</td><td>: 40.5</td></tr> </table>	Site	: 03CH02-CA	Condition	: PEAK(UNII) 3m HORN 91200-HF_01895 HORIZONTAL	Detector	: Peak	Project	: 190621001	Mode	: 25	Setting	: 40.5	 <table border="1" data-bbox="901 728 1189 806"> <tr><td>Site</td><td>: 03CH02-CA</td></tr> <tr><td>Condition</td><td>: PEAK(UNII) 3m HORN 91200-HF_01895 VERTICAL</td></tr> <tr><td>Detector</td><td>: Peak</td></tr> <tr><td>Project</td><td>: 190621001</td></tr> <tr><td>Mode</td><td>: 25</td></tr> <tr><td>Setting</td><td>: 40.5</td></tr> </table>	Site	: 03CH02-CA	Condition	: PEAK(UNII) 3m HORN 91200-HF_01895 VERTICAL	Detector	: Peak	Project	: 190621001	Mode	: 25	Setting	: 40.5
Site	: 03CH02-CA																									
Condition	: PEAK(UNII) 3m HORN 91200-HF_01895 HORIZONTAL																									
Detector	: Peak																									
Project	: 190621001																									
Mode	: 25																									
Setting	: 40.5																									
Site	: 03CH02-CA																									
Condition	: PEAK(UNII) 3m HORN 91200-HF_01895 VERTICAL																									
Detector	: Peak																									
Project	: 190621001																									
Mode	: 25																									
Setting	: 40.5																									



Band 3 5470~5725MHz
WIFI 802.11ax VHT80 (Harmonic @ 3m)

Table with 2 columns: Horizontal and Vertical. Each column contains a spectral plot of Level (dBm/100MHz) vs Frequency (MHz) and associated test parameters like Site, Condition, Detector, Project, Mode, and Setting.



<b>WIFI</b>	<b>Band 3 5470~5725MHz Harmonic @ 3m</b>	
<b>ANT</b>	<b>802.11ax VHT80 CH122 5610MHz</b>	
<b>1+2+3+4</b>	<b>Horizontal</b>	<b>Vertical</b>
<p><b>Peak</b></p> <p><b>Avg.</b></p>	 <p>Site : 03CH02-CA          Condition : PEAK(UNII) 3m HORN 91200-HF_01895 HORIZONTAL          Detector : Peak          Project : 190621001          Mode : 29          Setting : 44.5</p>	 <p>Site : 03CH02-CA          Condition : PEAK(UNII) 3m HORN 91200-HF_01895 VERTICAL          Detector : Peak          Project : 190621001          Mode : 29          Setting : 44.5</p>



**Band 3 - Straddle Channel**  
**WIFI 802.11a (Band Edge @ 3m)**

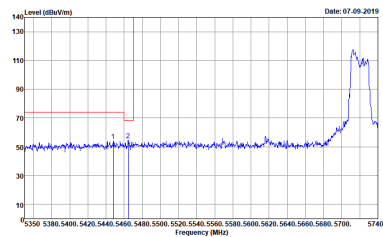
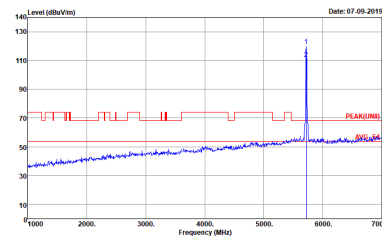
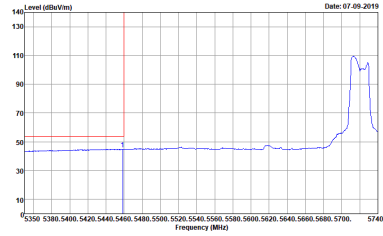
WIFI	Band 3 Straddle Channel Band Edge @ 3m	
ANT	802.11a CH144 5720MHz- L	
1+2+3+4	Horizontal	Fundamental
<b>Peak</b>	<p>Site : 03CH02-CA Condition : STRADDLES U-NET-1A2A 3m HORN 9120D-HF_01895 HORIZONTAL RBW:1000.000KHz VBW:3000.000KHz SWT:Auto Detector : Peak Project : 190621001 Mode : 31 Setting : 38</p>	<p>Site : 03CH02-CA Condition : PEAK(LINE) 3m HORN 9120D-HF_01895 HORIZONTAL RBW:1000.000KHz VBW:3000.000KHz SWT:Auto Detector : Peak Project : 190621001 Mode : 31 Setting : 38</p>
<b>Avg.</b>	<p>Site : 03CH02-CA Condition : U-NET-1A2A AVERAGE 3m HORN 9120D-HF_01895 HORIZONTAL RBW:1000.000KHz VBW:0.300KHz SWT:Auto Detector : Peak Project : 190621001 Mode : 31 Setting : 38</p>	<b>Left blank</b>





WIFI	Band 3 Straddle Channel Band Edge @ 3m	
ANT	802.11a CH144 5720MHz- R	
1+2+3+4	Horizontal	Fundamental
Peak	<p>Site : DEK402-CA Condition : STRADDLES U-NIT-1A2A 3m HORN 9120D-JHF_01895 HORIZONTAL Detector : Peak Project : FR190621001 Mode : 31 Setting : 38</p>	Left blank



WIFI	Band 3 Straddle Channel Band Edge @ 3m	
ANT	802.11a CH144 5720MHz- L	
1+2+3+4	Horizontal	Fundamental
<p><b>Peak</b></p>	 <p>Site : 03CH02-CA            Condition : STRADDLES U-NIT-1A2A 3m HORN 9120D-HF_01895 VERTICAL            RBW:1000.000KHz VBW:3000.000KHz SWT:Auto            Detector : Peak            Project : 190621001            Mode : 31            Setting : 38</p>	 <p>Site : 03CH02-CA            Condition : PEAK[LIN] 3m HORN 9120D-HF_01895 VERTICAL            RBW:1000.000KHz VBW:3000.000KHz SWT:Auto            Detector : Peak            Project : 190621001            Mode : 31            Setting : 38</p>
<p><b>Avg.</b></p>	 <p>Site : 03CH02-CA            Condition : U-NIT-1A2A AVERAGE 3m HORN 9120D-HF_01895 VERTICAL            RBW:1000.000KHz VBW:3.000KHz SWT:Auto            Detector : Peak            Project : 190621001            Mode : 31            Setting : 38</p>	<p><b>Left blank</b></p>



WIFI	Band 3 Straddle Channel Band Edge @ 3m	
ANT	802.11a CH144 5720MHz- R	
1+2+3+4	Horizontal	Fundamental
Peak	<p>Site : DEK402-CA Condition : STRADDLES U-NIT-1A2A 3m HORN 9120D-JHF_01895 VERTICAL Detector : Peak Project : FR190621001 Mode : 31 Setting : 38</p>	Left blank



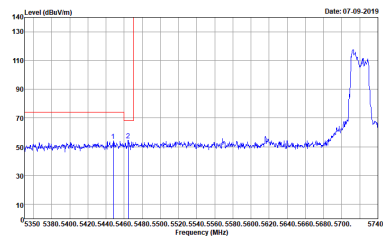
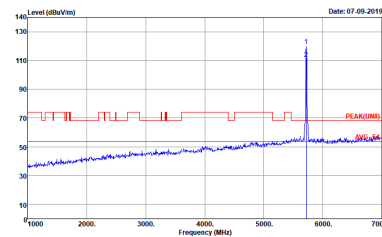
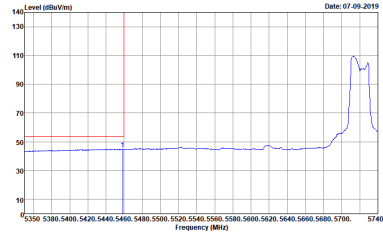
**Band 3 – Straddle Channel**  
**WIFI 802.11ax VHT20 (Band Edge @ 3m)**

WIFI	Band 3 Straddle Channel Band Edge @ 3m	
ANT	802.11ax VHT20 CH144 5720MHz- L	
1+2+3+4	Horizontal	Fundamental
<p align="center"><b>Peak</b></p>		
<p align="center"><b>Avg.</b></p>		<p align="center"><b>Left blank</b></p>



WIFI	Band 3 Straddle Channel Band Edge @ 3m	
ANT	802.11ax VHT20 CH144 5720MHz- R	
1+2+3+4	Horizontal	Fundamental
Peak	<p>Site : D8CH02-CA Condition : STRADDLES U-NIT-1A2A 3m HORN 9120D-HF_01895 HORIZONTAL Detector : Peak Project : FR190621001 Mode : 31 Setting : 38</p>	Left blank



WIFI	Band 3 Straddle Channel Band Edge @ 3m	
ANT	802.11ax VHT20 CH144 5720MHz- L	
1+2+3+4	Horizontal	Fundamental
<p><b>Peak</b></p>	 <p>Site : 03CH02-CA            Condition : STRADDLES U-NIT-1A2A 3m HORN 9120D-HF_01895 VERTICAL            RBW:1000.000KHz VBW:3000.000KHz SWT:Auto            Detector : Peak            Project : 190621001            Mode : 31            Setting : 38</p>	 <p>Site : 03CH02-CA            Condition : PEAKUNITEI 3m HORN 9120D-HF_01895 VERTICAL            RBW:1000.000KHz VBW:3000.000KHz SWT:Auto            Detector : Peak            Project : 190621001            Mode : 31            Setting : 38</p>
<p><b>Avg.</b></p>	 <p>Site : 03CH02-CA            Condition : U-NIT-1A2A AVERAGE 3m HORN 9120D-HF_01895 VERTICAL            RBW:1000.000KHz VBW:3.000KHz SWT:Auto            Detector : Peak            Project : 190621001            Mode : 31            Setting : 38</p>	<p><b>Left blank</b></p>



WIFI	Band 3 Straddle Channel Band Edge @ 3m	
ANT	802.11ax VHT20 CH144 5720MHz- R	
1+2+3+4	Horizontal	Fundamental
Peak	<p>Site : DEK402-CA Condition : STRADDLES U-NIT-1A2A 3m HORN 9120D-JHF_01895 VERTICAL Detector : Peak Project : 190621001 Mode : 31 Setting : 38</p>	Left blank



**Band 3 – Straddle Channel  
WIFI 802.11ax VHT40 (Band Edge @ 3m)**

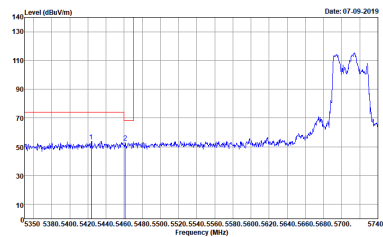
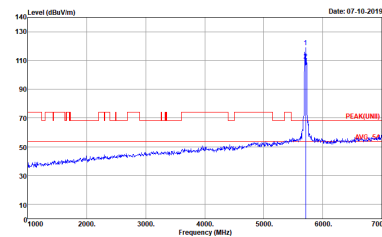
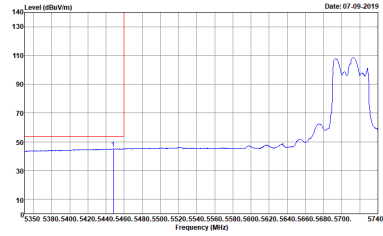
WIFI	Band 3 Straddle Channel Band Edge @ 3m	
ANT	802.11ax VHT40 CH142 5710MHz- L	
1+2+3+4	Horizontal	Fundamental
<p><b>Peak</b></p>	<p>Site : 03CH02-CA Condition : STRADDLES U-NII-1A2A 3m HORN 9120D-HF_01895 HORIZONTAL RBW:1000.000KHz VBW:3000.000KHz SWT:Auto Detector : Peak Project : 190621001 Mode : 32 Setting : 40.5</p>	<p>Site : 03CH02-CA Condition : PEAK(UNIT) 3m HORN 9120D-HF_01895 HORIZONTAL RBW:1000.000KHz VBW:3000.000KHz SWT:Auto Detector : Peak Project : 190621001 Mode : 32 Setting : 40.5</p>
<p><b>Avg.</b></p>	<p>Site : 03CH02-CA Condition : U-NII-1A2A AVERAGE 3m HORN 9120D-HF_01895 HORIZONTAL RBW:1000.000KHz VBW:0.300KHz SWT:Auto Detector : Peak Project : 190621001 Mode : 32 Setting : 40.5</p>	<p><b>Left blank</b></p>





WIFI	Band 3 Straddle Channel Band Edge @ 3m	
ANT	802.11ax VHT40 CH142 5710MHz- R	
1+2+3+4	Horizontal	Fundamental
Peak	<p>Site : D8CH02-CA Condition : STRADDLES U-NIT-1A2A 3m HORN 9120D-JHF_01895 HORIZONTAL Detector : Peak Project : 190621001 Mode : 32 Setting : 40.5</p>	Left blank



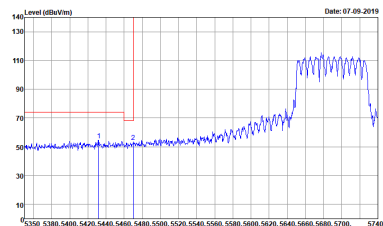
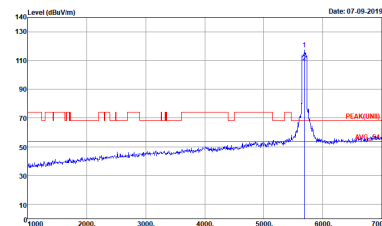
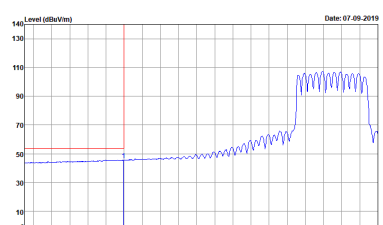
WIFI	Band 3 Straddle Channel Band Edge @ 3m	
ANT	802.11ax VHT40 CH142 5710MHz- L	
1+2+3+4	Horizontal	Fundamental
<p><b>Peak</b></p>	 <p>Site : 03CH02-CA            Condition : STRADDLES U-NIT-1A2A 3m HORN 9120D-HF_01895 VERTICAL            RBW:1000.000KHz VBW:3000.000KHz SWT:Auto            Detector : Peak            Project : 190621001            Mode : 32            Setting : 40.5</p>	 <p>Site : 03CH02-CA            Condition : PEAK[LIN] 3m HORN 9120D-HF_01895 VERTICAL            RBW:1000.000KHz VBW:3000.000KHz SWT:Auto            Detector : Peak            Project : 190621001            Mode : 32            Setting : 40.5</p>
<p><b>Avg.</b></p>	 <p>Site : 03CH02-CA            Condition : U-NIT-1A2A AVERAGE 3m HORN 9120D-HF_01895 VERTICAL            RBW:1000.000KHz VBW:3.000KHz SWT:Auto            Detector : Peak            Project : 190621001            Mode : 32            Setting : 40.5</p>	<p><b>Left blank</b></p>



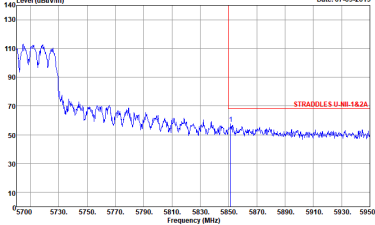
WIFI	Band 3 Straddle Channel Band Edge @ 3m	
ANT	802.11ax VHT40 CH142 5710MHz- R	
1+2+3+4	Horizontal	Fundamental
Peak	<p>Site : D8CH02-CA Condition : STRADDLES U-NIT-1A2A 3m HORN 9120D-HF_01895 VERTICAL Detector : Peak Project : FR190621001 Mode : 32 Setting : 40.5</p>	Left blank



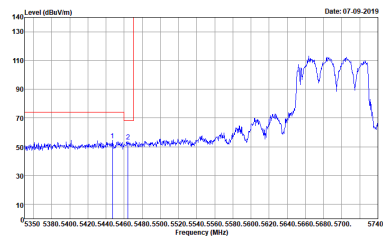
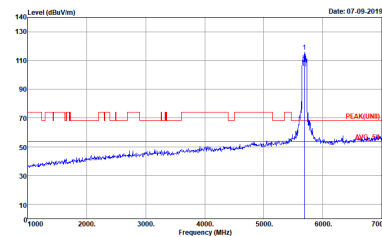
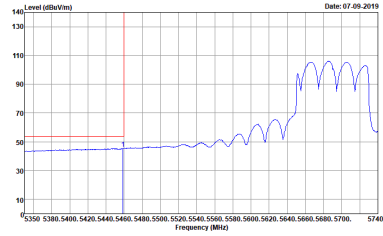
**Band 3 – Straddle Channel**  
**WIFI 802.11ax VHT80 (Band Edge @ 3m)**

WIFI	Band 3 Straddle Channel Band Edge @ 3m	
ANT	802.11ax VHT80 CH138 5690MHz- L	
1+2+3+4	Horizontal	Fundamental
<b>Peak</b>	 <p>Site : 03CH02-CA            Condition : STRADDLES U-NII-1A2A 3m HORN 9120D-HF_01895 HORIZONTAL            RBW:1000.000KHz VBW:3000.000KHz SWT:Auto            Detector : Peak            Project : 190621001            Mode : 33            Setting : 43.5</p>	 <p>Site : 03CH02-CA            Condition : PEAK(UNIT) 3m HORN 9120D-HF_01895 HORIZONTAL            RBW:1000.000KHz VBW:3000.000KHz SWT:Auto            Detector : Peak            Project : 190621001            Mode : 33            Setting : 43.5</p>
<b>Avg.</b>	 <p>Site : 03CH02-CA            Condition : U-NII-1A2A AVERAGE 3m HORN 9120D-HF_01895 HORIZONTAL            RBW:1000.000KHz VBW:0.300KHz SWT:Auto            Detector : Peak            Project : 190621001            Mode : 33            Setting : 43.5</p>	<b>Left blank</b>



WIFI	Band 3 Straddle Channel Band Edge @ 3m	
ANT	802.11ax VHT80 CH138 5690MHz- R	
1+2+3+4	Horizontal	Fundamental
<b>Peak</b>	 <p>Site : D8CH02-CA Condition : STRADDLES U-NIT-1A2A 3m HORN 9120D-HF_01895 HORIZONTAL Detector : Peak Project : 190621001 Mode : 33 Setting : 43.5</p>	Left blank



WIFI	Band 3 Straddle Channel Band Edge @ 3m	
ANT	802.11ax VHT80 CH138 5690MHz- L	
1+2+3+4	Horizontal	Fundamental
<p><b>Peak</b></p>	 <p>Site : 03CH02-CA            Condition : STRADDLES U-NIT-1A2A 3m HORN 9120D-HF_01895 VERTICAL            RBW:1000.000KHz VBW:3000.000KHz SWT:Auto            Detector : Peak            Project : 190621001            Mode : 33            Setting : 43.5</p>	 <p>Site : 03CH02-CA            Condition : PEAK[LIN] 3m HORN 9120D-HF_01895 VERTICAL            RBW:1000.000KHz VBW:3000.000KHz SWT:Auto            Detector : Peak            Project : 190621001            Mode : 33            Setting : 43.5</p>
<p><b>Avg.</b></p>	 <p>Site : 03CH02-CA            Condition : U-NIT-1A2A AVERAGE 3m HORN 9120D-HF_01895 VERTICAL            RBW:1000.000KHz VBW:3.000KHz SWT:Auto            Detector : Peak            Project : 190621001            Mode : 33            Setting : 43.5</p>	<p><b>Left blank</b></p>



WIFI	Band 3 Straddle Channel Band Edge @ 3m	
ANT	802.11ax VHT80 CH138 5690MHz- R	
1+2+3+4	Horizontal	Fundamental
Peak	<p>Site : DEK402-CA Condition : STRADDLES U-NIT-1A2A 3m HORN 9120D-HF_01895 VERTICAL Detector : Peak Project : FR190621001 Mode : 33 Setting : 43.5</p>	Left blank



**Band 3 - Straddle Channel**  
**WIFI 802.11a (Harmonic @ 3m)**

<b>WIFI</b>	<b>Band 3 Straddle Channel Harmonic @ 3m</b>	
<b>ANT</b>	<b>802.11a CH144 5720MHz</b>	
<b>1+2+3+4</b>	<b>Horizontal</b>	<b>Vertical</b>
<b>Peak</b> <b>Avg.</b>	<p>Site : 03CH02-CA          Condition : PEARL(UNIT) 3m HORN 91200-4HF_01895 HORIZONTAL          Detector : Peak          Project : 190621001          Mode : 30          Setting : 36.5</p>	<p>Site : 03CH02-CA          Condition : PEARL(UNIT) 3m HORN 91200-4HF_01895 VERTICAL          Detector : Peak          Project : 190621001          Mode : 30          Setting : 36.5</p>



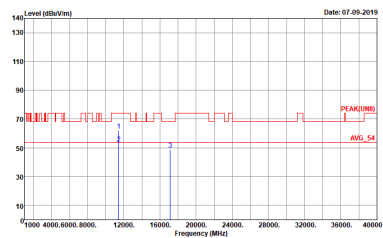
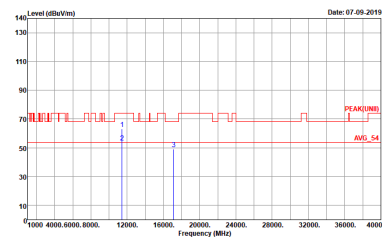


**Band 3 – Straddle Channel**  
**WIFI 802.11ax VHT20 (Harmonic @ 3m)**

<b>WIFI</b>	<b>Band 3 Straddle Channel Harmonic @ 3m</b>	
<b>ANT</b>	<b>802.11ax VHT20 CH144 5720MHz</b>	
<b>1+2+3+4</b>	<b>Horizontal</b>	<b>Vertical</b>
<b>Peak</b> <b>Avg.</b>	<p>Site : 03CH02-CA          Condition : PEAK(LINII) 3m HORN 9120D-HF_01895 HORIZONTAL          Detector : Peak          Project : 190621001          Mode : 31          Setting : 38</p>	<p>Site : 03CH02-CA          Condition : PEAK(LINII) 3m HORN 9120D-HF_01895 VERTICAL          Detector : Peak          Project : 190621001          Mode : 31          Setting : 38</p>



**Band 3 – Straddle Channel**  
**WIFI 802.11ax VHT40 (Harmonic @ 3m)**

WIFI	Band 3 Straddle Channel Harmonic @ 3m	
ANT	802.11ax VHT40 CH142 5710MHz	
1+2+3+4	Horizontal	Vertical
<p><b>Peak</b> <b>Avg.</b></p>	 <p>Site : 03CH02-CA          Condition : PEAK(LINII) 3m HORN 9120D-HF_01895 HORIZONTAL          Detector : Peak          Project : 190621001          Mode : 32          Setting : 40.5</p>	 <p>Site : 03CH02-CA          Condition : PEAK(LINII) 3m HORN 9120D-HF_01895 VERTICAL          Detector : Peak          Project : 190621001          Mode : 32          Setting : 40.5</p>



**Band 3 – Straddle Channel**  
**WIFI 802.11ax VHT80 (Harmonic @ 3m)**

<b>WIFI</b>	<b>Band 3 Straddle Channel Harmonic @ 3m</b>	
<b>ANT</b>	<b>802.11ax VHT80 CH138 5690MHz</b>	
<b>1+2+3+4</b>	<b>Horizontal</b>	<b>Vertical</b>
<b>Peak</b> <b>Avg.</b>	<p>Site : 03CH02-CA          Condition : PEAK(LINII) 3m HORN 9120D-HF_01895 HORIZONTAL          Detector : Peak          Project : 190621001          Mode : 33          Setting : 43.5</p>	<p>Site : 03CH02-CA          Condition : PEAK(LINII) 3m HORN 9120D-HF_01895 VERTICAL          Detector : Peak          Project : 190621001          Mode : 33          Setting : 43.5</p>



Emission below 1GHz  
5GHz WIFI 802.11ax VHT20 (LF)

WIFI	5GHz WIFI	
ANT	802.11ax VHT20 LF	
1+2+3+4	Horizontal	Vertical
QP / Peak	<p>Site : 03CH02-CA Condition : QP 3m 802.11ax VHT20 LF HORIZONTAL Detector : Peak Project : 190621001 Mode : 43</p>	<p>Site : 03CH02-CA Condition : QP 3m 802.11ax VHT20 LF VERTICAL Detector : Peak Project : 190621001 Mode : 43</p>



## Appendix G. Duty Cycle Plots

Antenna	Band	Duty Cycle(%)	T(us)	1/T(kHz)	VBW Setting	Duty Factor(dB)
1+2+3+4	802.11a for Ant. 1	93.33	1960	0.51	1kHz	0.30
1+2+3+4	802.11a for Ant. 2	93.78	1960	0.51	1kHz	0.28
1+2+3+4	802.11a for Ant. 3	93.78	1960	0.51	1kHz	0.28
1+2+3+4	802.11a for Ant. 4	93.33	1960	0.51	1kHz	0.30
1+2+3+4	5GHz 802.11n HT20 for Ant. 1	95.87	5426	0.18	300Hz	0.18
1+2+3+4	5GHz 802.11n HT20 for Ant. 2	95.20	5395	0.19	300Hz	0.21
1+2+3+4	5GHz 802.11n HT20 for Ant. 3	94.85	5418	0.18	300Hz	0.23
1+2+3+4	5GHz 802.11n HT20 for Ant. 4	94.83	5397	0.19	300Hz	0.23
1+2+3+4	5GHz 802.11n HT40 for Ant. 1	95.19	5384	0.19	300Hz	0.21
1+2+3+4	5GHz 802.11n HT40 for Ant. 2	94.81	5376	0.19	300Hz	0.23
1+2+3+4	5GHz 802.11n HT40 for Ant. 3	94.80	5397	0.19	300Hz	0.23
1+2+3+4	5GHz 802.11n HT40 for Ant. 4	94.49	5397	0.19	300Hz	0.25
1+2+3+4	5GHz 802.11ac VHT20 for Ant. 1	94.51	5418	0.18	300Hz	0.25
1+2+3+4	5GHz 802.11ac VHT20 for Ant. 2	95.19	5397	0.19	300Hz	0.21
1+2+3+4	5GHz 802.11ac VHT20 for Ant. 3	94.51	5418	0.18	300Hz	0.25
1+2+3+4	5GHz 802.11ac VHT20 for Ant. 4	94.49	5397	0.19	300Hz	0.25
1+2+3+4	5GHz 802.11ac VHT40 for Ant. 1	94.12	5376	0.19	300Hz	0.26
1+2+3+4	5GHz 802.11ac VHT40 for Ant. 2	94.49	5397	0.19	300Hz	0.25
1+2+3+4	5GHz 802.11ac VHT40 for Ant. 3	94.46	5376	0.19	300Hz	0.25
1+2+3+4	5GHz 802.11ac VHT40 for Ant. 4	94.49	5397	0.19	300Hz	0.25
1+2+3+4	5GHz 802.11ac VHT80 for Ant. 1	94.83	5397	0.19	300Hz	0.23
1+2+3+4	5GHz 802.11ac VHT80 for Ant. 2	95.19	5397	0.19	300Hz	0.21
1+2+3+4	5GHz 802.11ac VHT80 for Ant. 3	94.83	5397	0.19	300Hz	0.23
1+2+3+4	5GHz 802.11ac VHT80 for Ant. 4	94.83	5397	0.19	300Hz	0.23

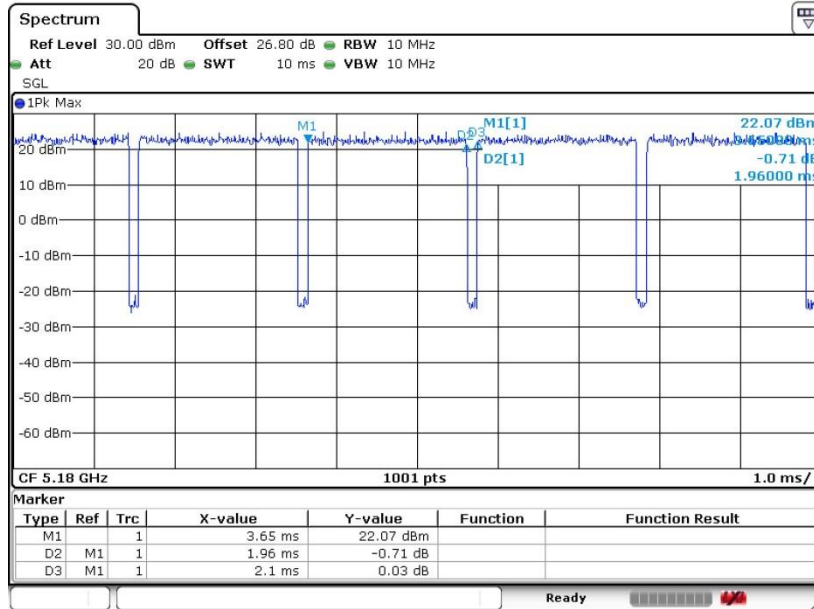


Antenna	Band	Duty Cycle(%)	T(us)	1/T(kHz)	VBW Setting	Duty Factor(dB)
1+2+3+4	5GHz 802.11ax HE20 for Ant. 1	95.09	5420	0.18	300Hz	0.22
1+2+3+4	5GHz 802.11ax HE20 for Ant. 2	94.74	5400	0.19	300Hz	0.23
1+2+3+4	5GHz 802.11ax HE20 for Ant. 3	95.77	5430	0.18	300Hz	0.19
1+2+3+4	5GHz 802.11ax HE20 for Ant. 4	95.09	5420	0.18	300Hz	0.22
1+2+3+4	5GHz 802.11ax HE40 for Ant. 1	94.74	5400	0.19	300Hz	0.23
1+2+3+4	5GHz 802.11ax HE40 for Ant. 2	94.57	5400	0.19	300Hz	0.24
1+2+3+4	5GHz 802.11ax HE40 for Ant. 3	95.06	5390	0.19	300Hz	0.22
1+2+3+4	5GHz 802.11ax HE40 for Ant. 4	94.41	5400	0.19	300Hz	0.25
1+2+3+4	5GHz 802.11ax HE80 for Ant. 1	94.39	5380	0.19	300Hz	0.25
1+2+3+4	5GHz 802.11ax HE80 for Ant. 2	94.74	5400	0.19	300Hz	0.23
1+2+3+4	5GHz 802.11ax HE80 for Ant. 3	95.07	5400	0.19	300Hz	0.22
1+2+3+4	5GHz 802.11ax HE80 for Ant. 4	94.41	5400	0.19	300Hz	0.25



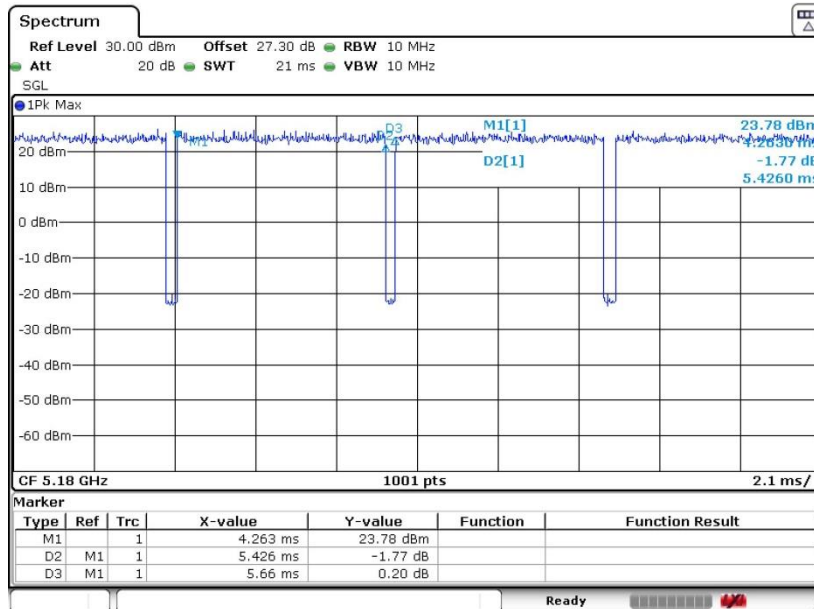
MIMO <Ant. 1>

802.11a



Date: 3.JUL.2019 14:06:07

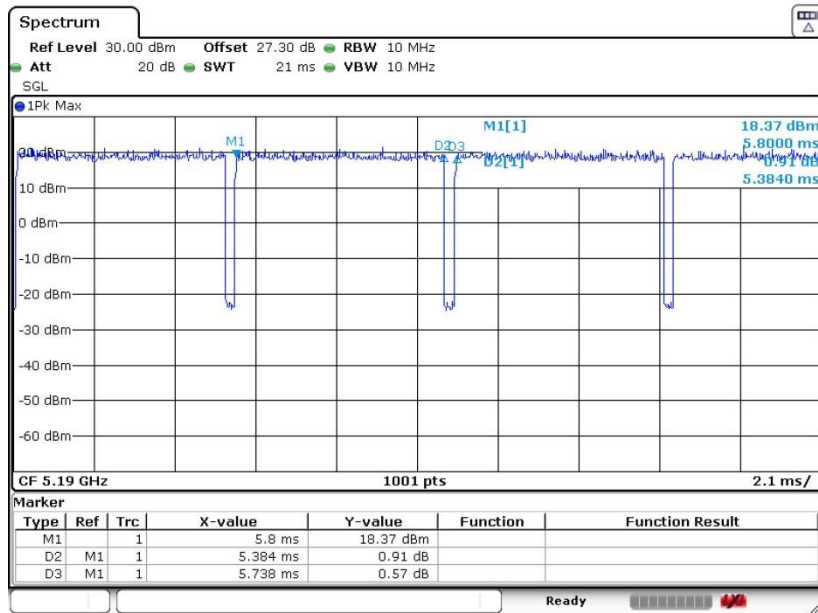
802.11n HT20



Date: 12.JUL.2019 14:55:45

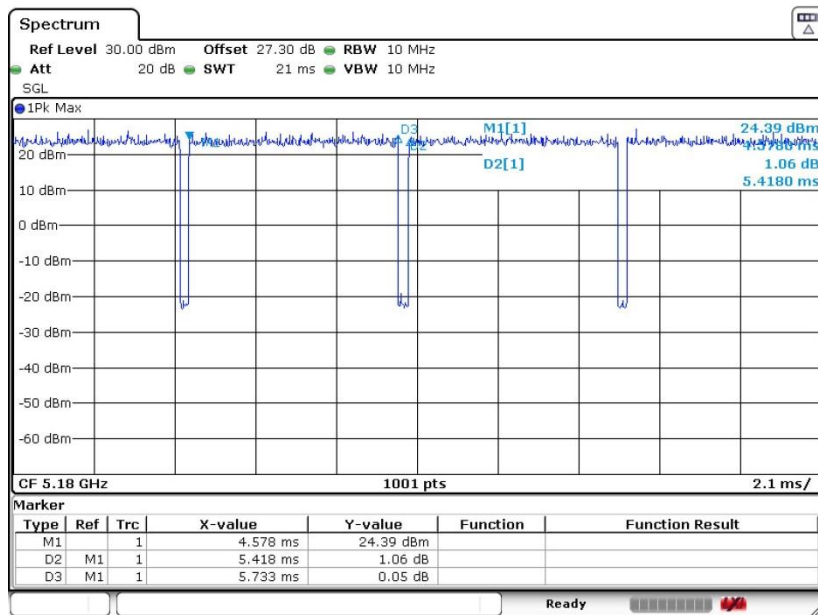


802.11n HT40



Date: 12.JUL.2019 15:53:20

802.11ac VHT20

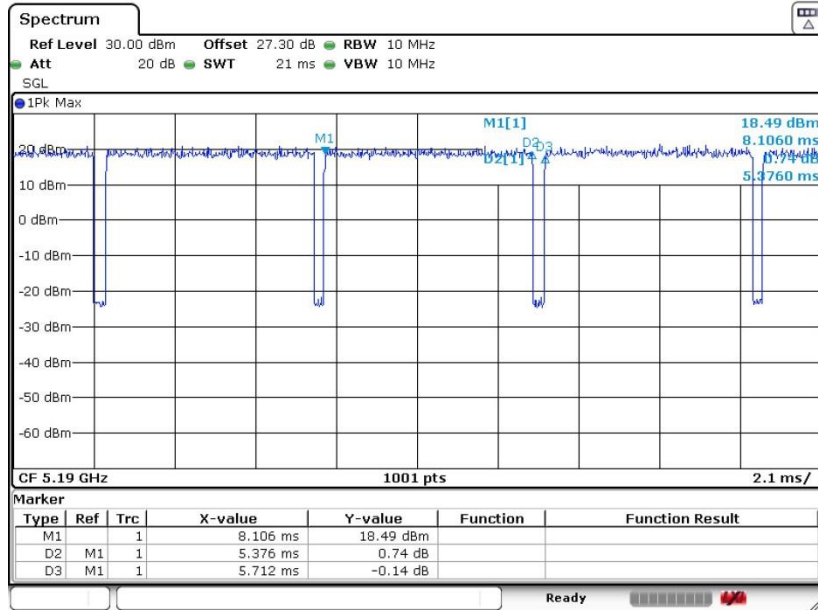


Date: 12.JUL.2019 16:59:55



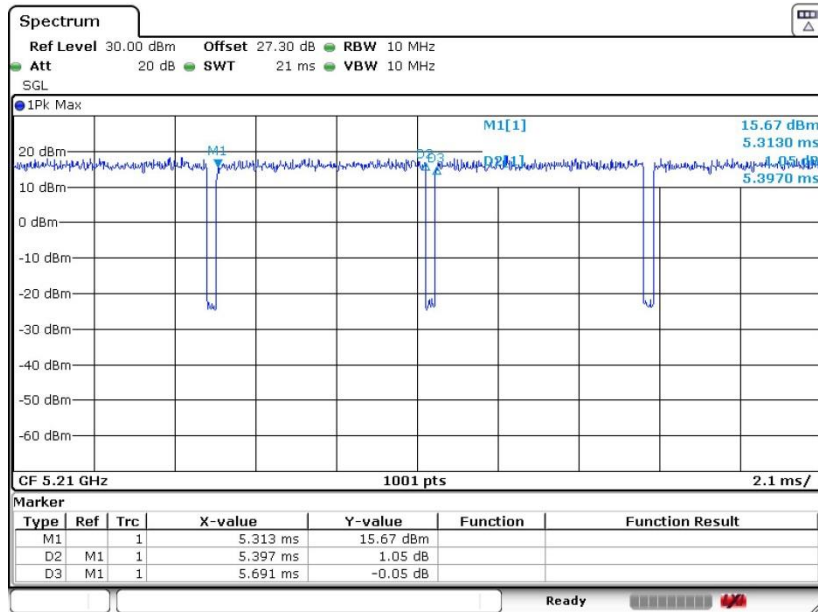


802.11ac VHT40



Date: 12.JUL.2019 17:15:08

802.11ac VHT80



Date: 12.JUL.2019 17:26:53