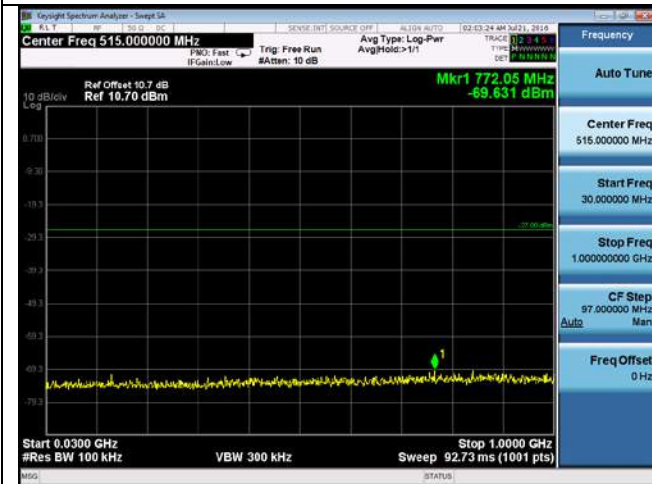


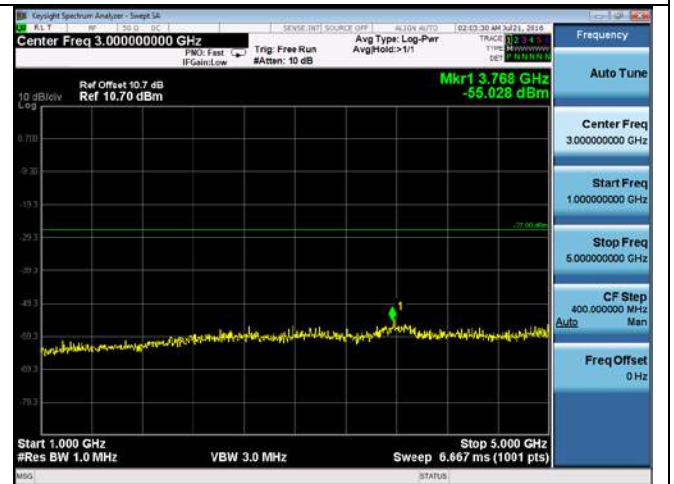
**CUE-802.11n-20-5700M -chain 3(5GHz-6GHz)**



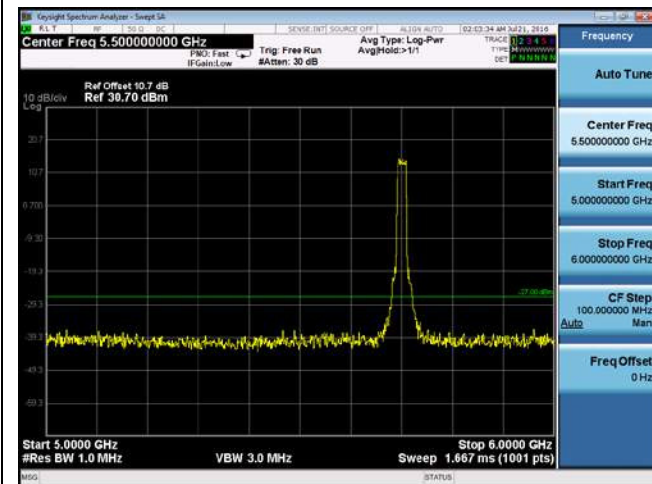
**CUE-802.11n-20-5700M -chain 3(6GHz-40GHz)**



**CUE-802.11n-20-5700M -chain 4(30MHz-1GHz)**



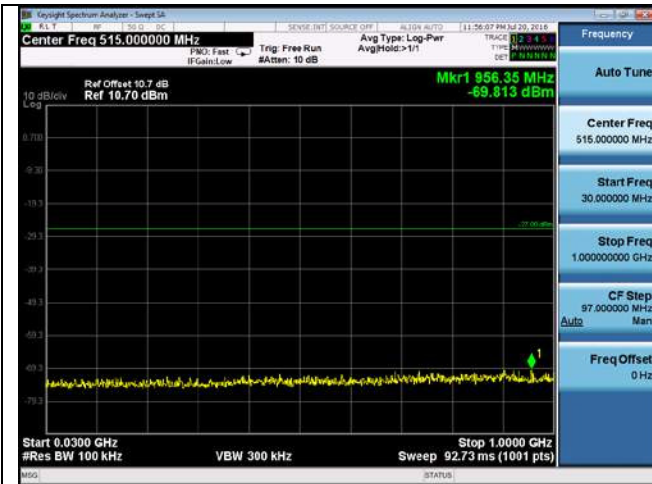
**CUE-802.11n-20-5700M -chain 4(1GHz-5GHz)**



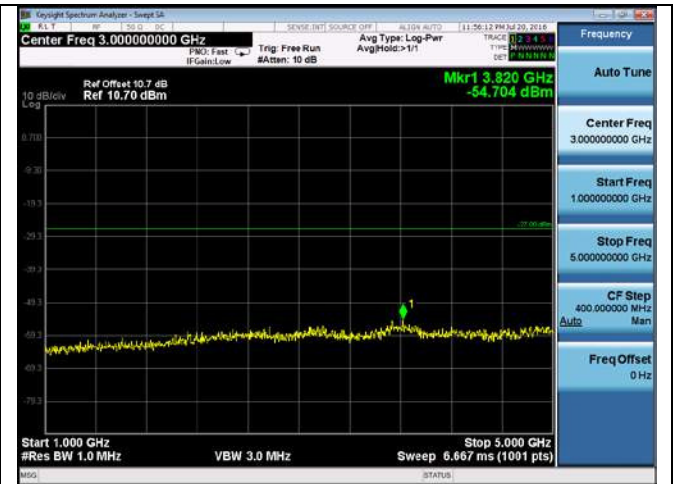
**CUE-802.11n-20-5700M -chain 4(5GHz-6GHz)**



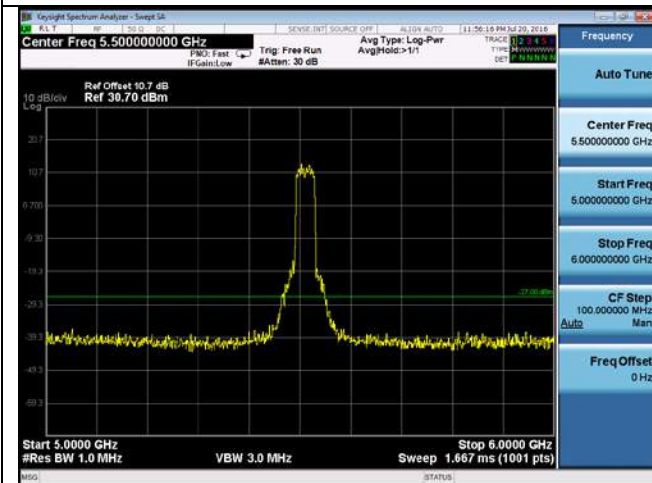
**CUE-802.11n-20-5700M -chain 4(6GHz-40GHz)**



**CUE-802.11n-40-5510M-chain1(30MHz-1GHz)**



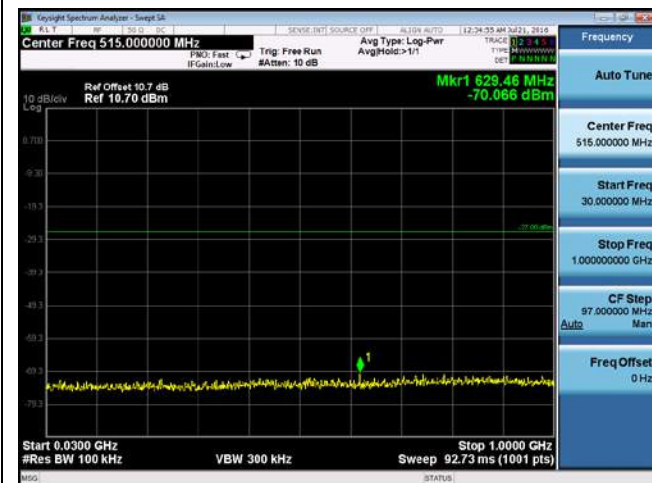
**CUE-802.11n-40-5510M-chain1(1GHz-5GHz)**



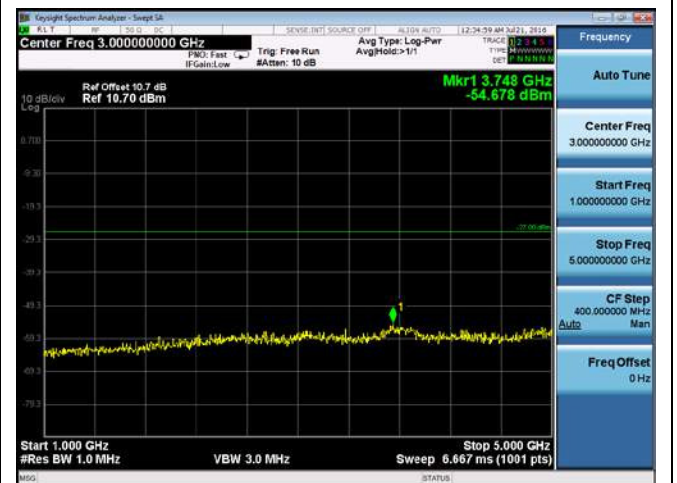
**CUE-802.11n-40-5510M-chain1(5GHz-6GHz)**



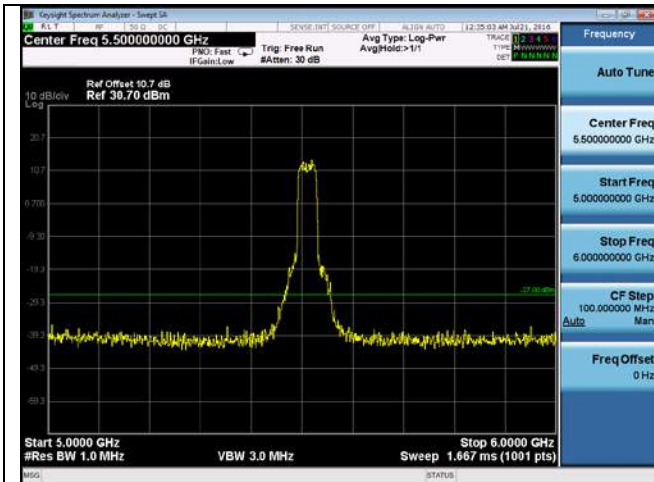
**CUE-802.11n-40-5510M-chain1(6GHz-40GHz)**



**CUE-802.11n-40-5510M-chain2(30MHz-1GHz)**



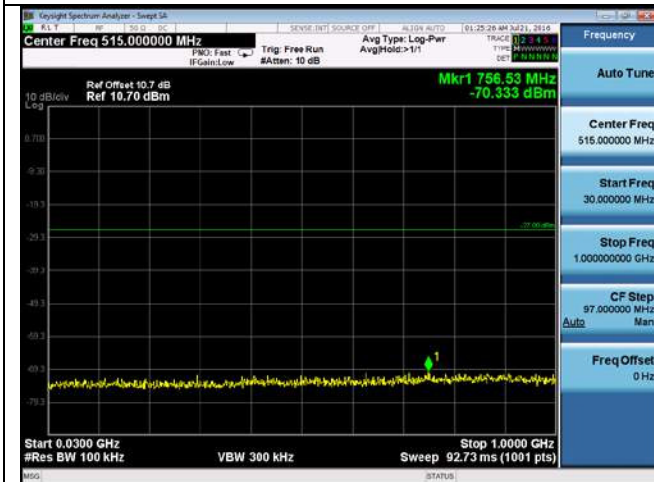
**CUE-802.11n-40-5510M-chain2(1GHz-5GHz)**



CUE-802.11n-40-5510M-chain2(5GHz-6GHz)



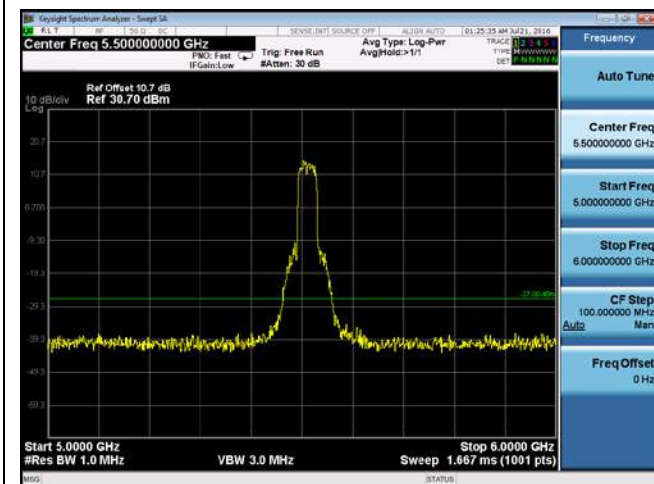
CUE-802.11n-40-5510M-chain2(6GHz-40GHz)



CUE-802.11n-40-5510M-chain3(30MHz-1GHz)



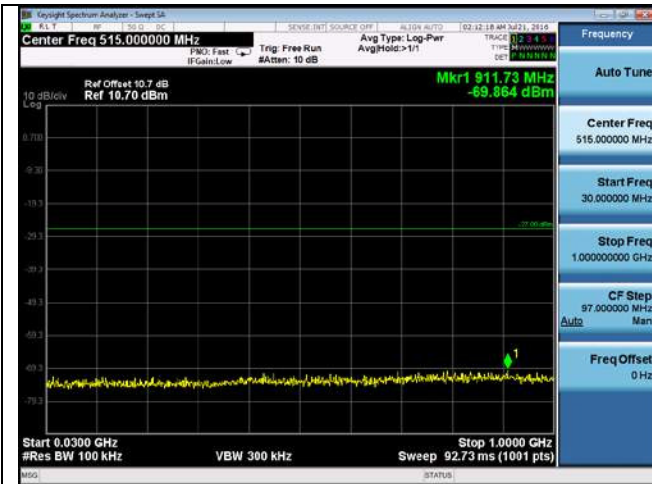
CUE-802.11n-40-5510M-chain3(1GHz-5GHz)



CUE-802.11n-40-5510M-chain3(5GHz-6GHz)



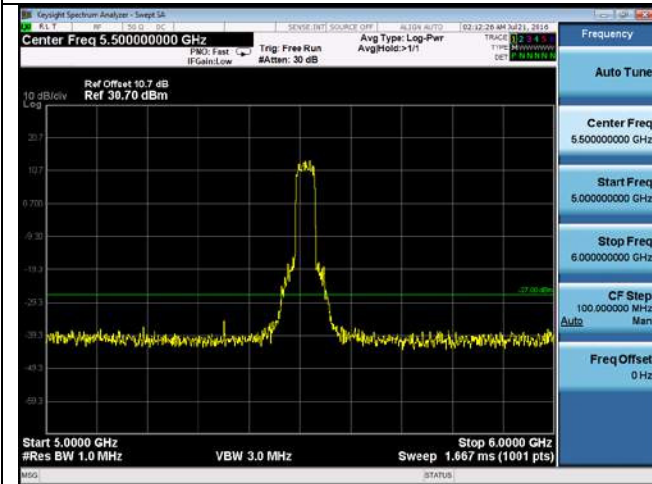
CUE-802.11n-40-5510M-chain3(6GHz-40GHz)



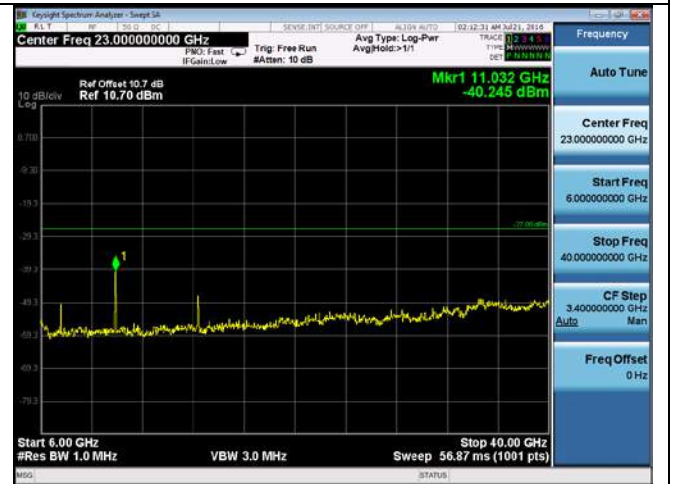
CUE-802.11n-40-5510M-chain4(30MHz-1GHz)



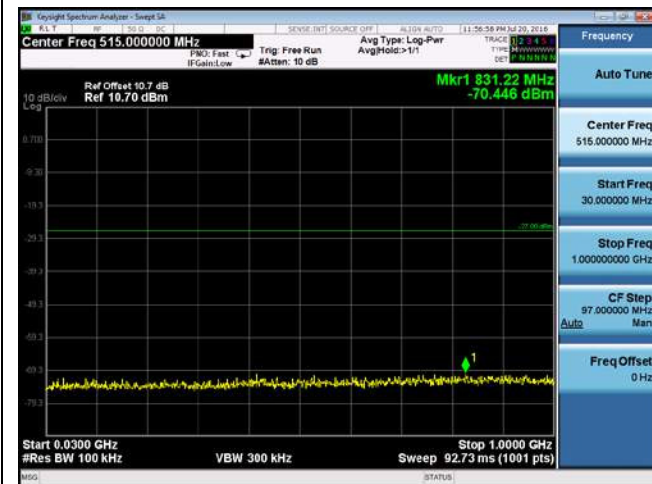
CUE-802.11n-40-5510M-chain4(1GHz-5GHz)



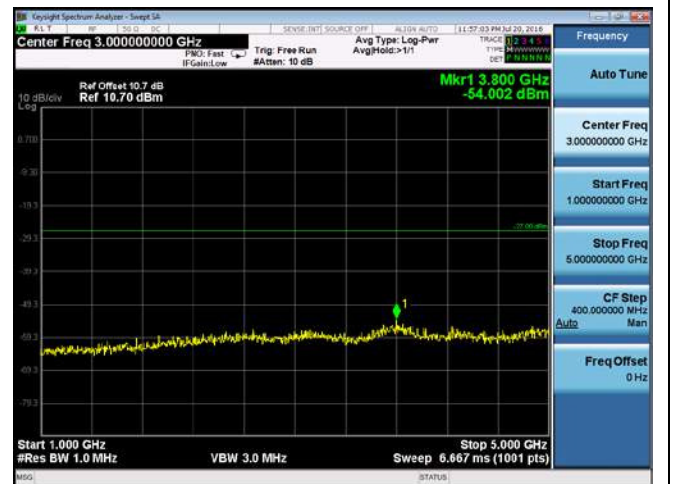
CUE-802.11n-40-5510M-chain4(5GHz-6GHz)



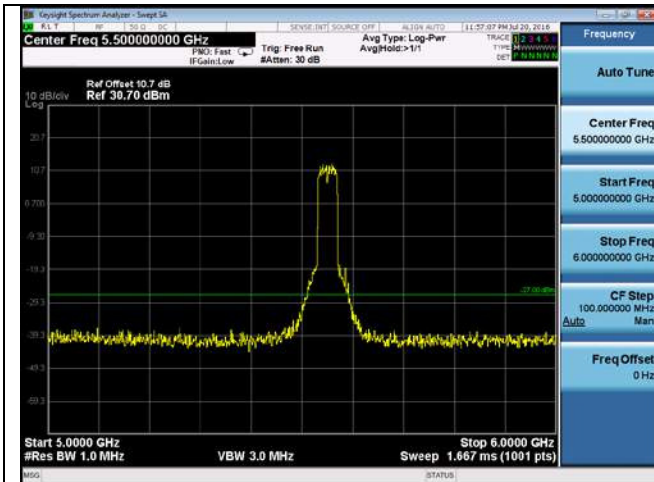
CUE-802.11n-40-5510M-chain4(6GHz-40GHz)



CUE-802.11n-40-5550M-chain1(30MHz-1GHz)



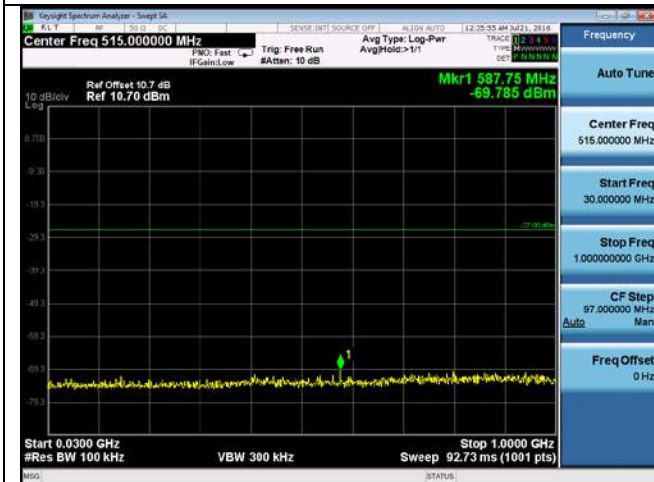
CUE-802.11n-40-5550M-chain1(1GHz-5GHz)



CUE-802.11n-40-5550M-chain1(5GHz-6GHz)



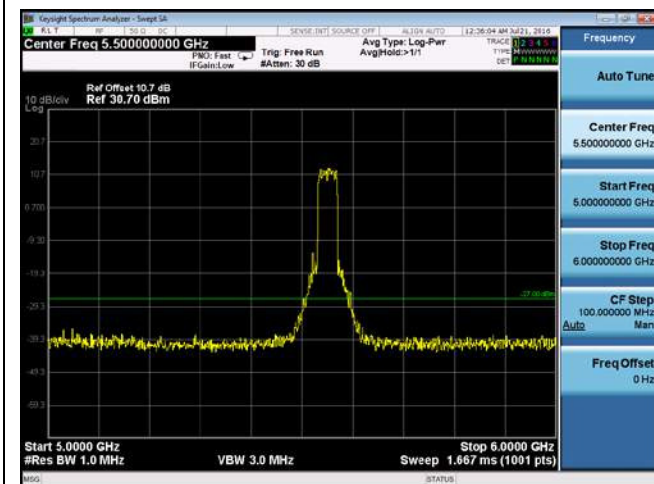
CUE-802.11n-40-5550M-chain1(6GHz-40GHz)



CUE-802.11n-40-5550M-chain2(30MHz-1GHz)



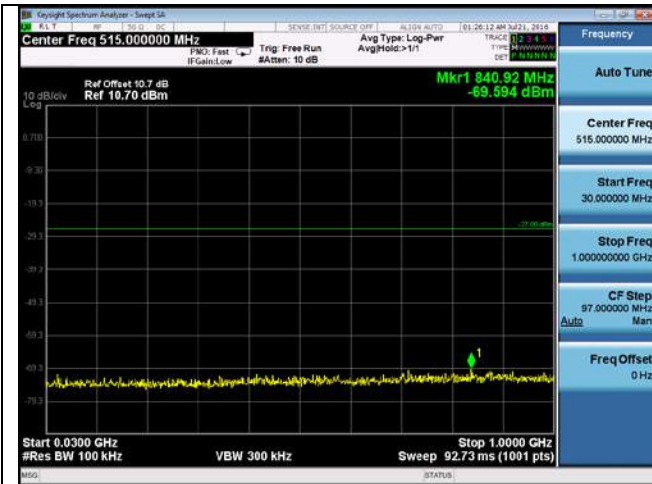
CUE-802.11n-40-5550M-chain2(1GHz-5GHz)



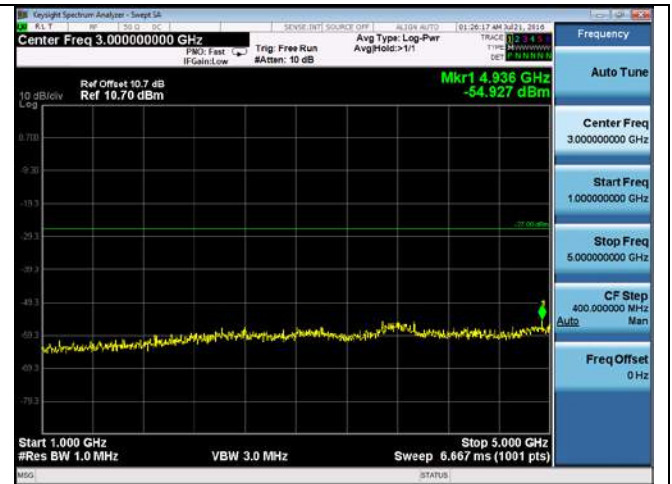
CUE-802.11n-40-5550M-chain2(5GHz-6GHz)



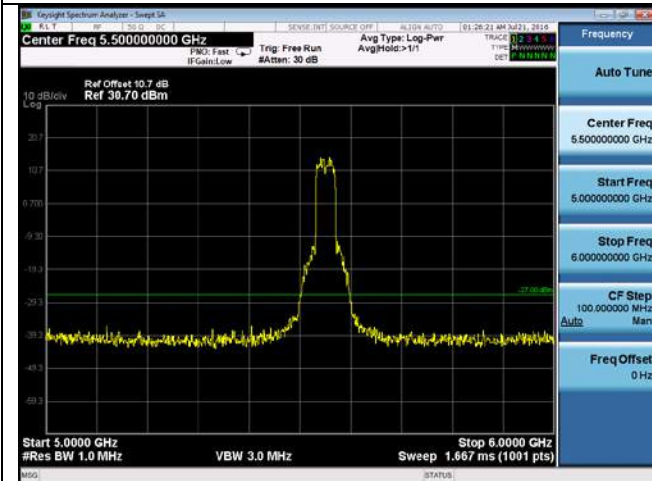
CUE-802.11n-40-5550M-chain2(6GHz-40GHz)



CUE-802.11n-40-5550M-chain3(30MHz-1GHz)



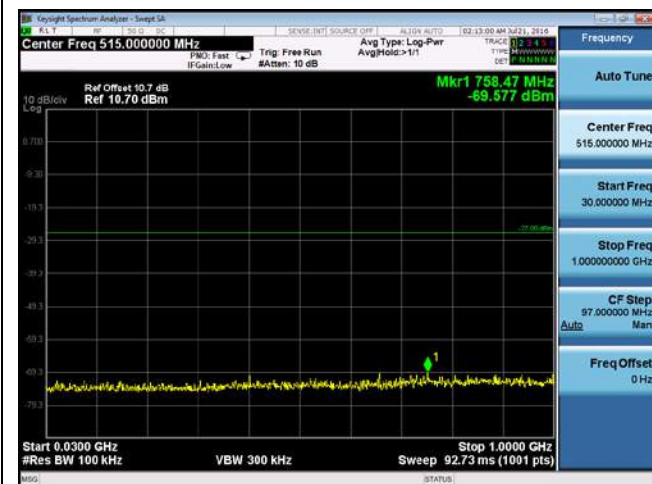
CUE-802.11n-40-5550M-chain3(1GHz-5GHz)



CUE-802.11n-40-5550M-chain3(5GHz-6GHz)



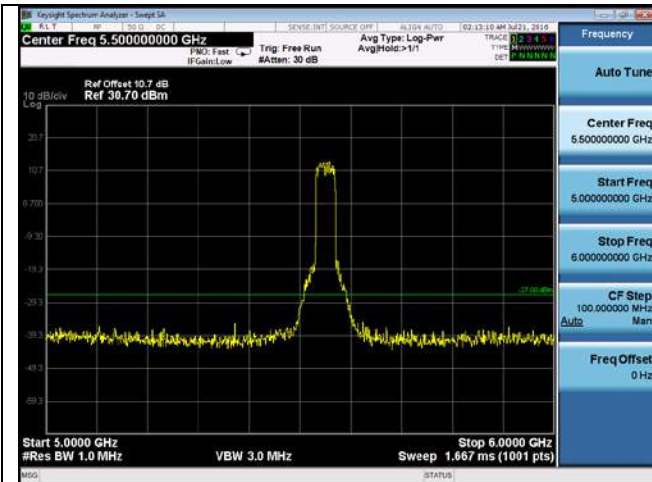
CUE-802.11n-40-5550M-chain3(6GHz-40GHz)



CUE-802.11n-40-5550M-chain4(30MHz-1GHz)



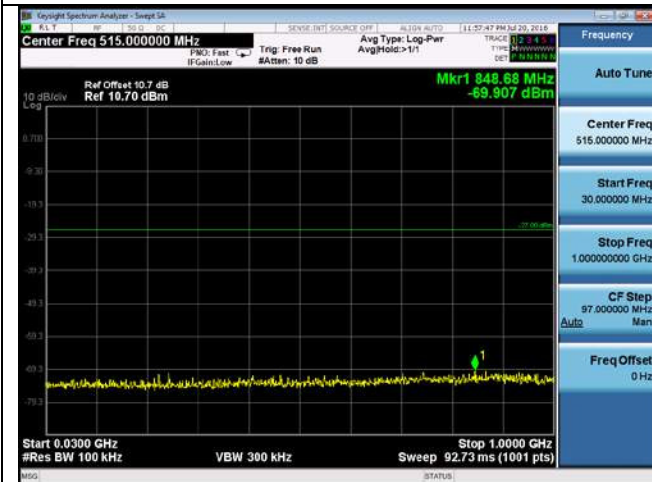
CUE-802.11n-40-5550M-chain4(1GHz-5GHz)



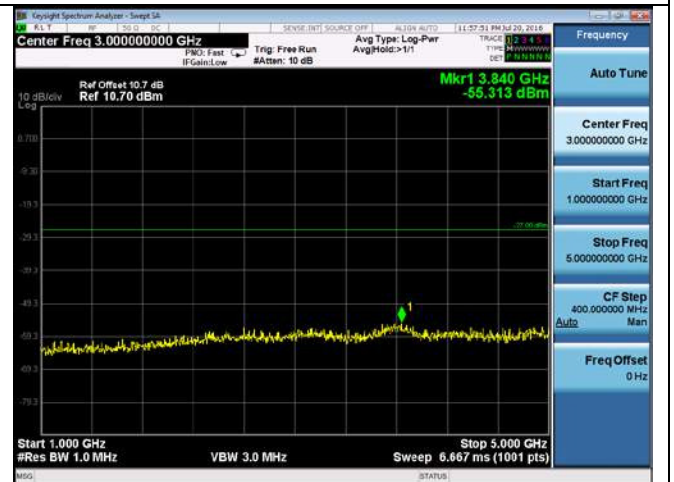
CUE-802.11n-40-5550M-chain 4(5GHz-6GHz)



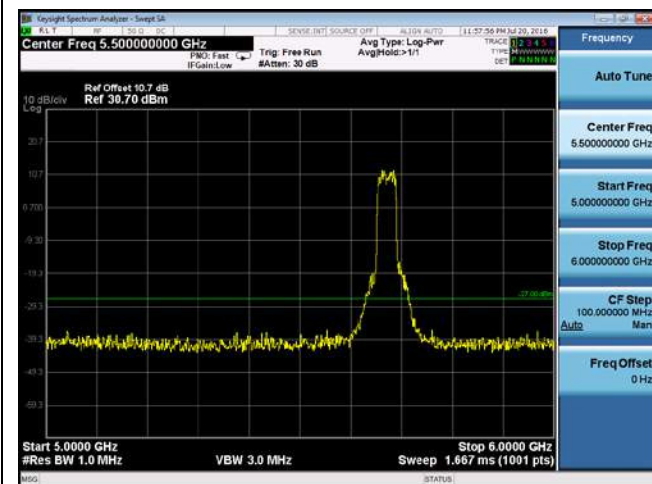
CUE-802.11n-40-5550M-chain 4(6GHz-40GHz)



CUE-802.11n-40-5670M-chain 1(30MHz-1GHz)



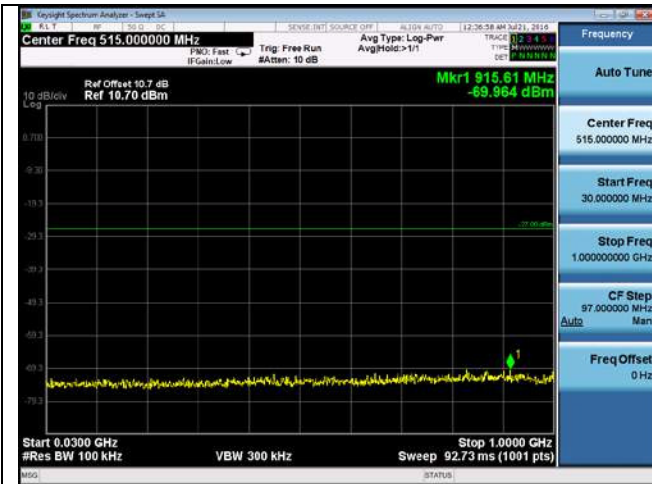
CUE-802.11n-40-5670M-chain 1(1GHz-5GHz)



CUE-802.11n-40-5670M-chain 1(5GHz-6GHz)



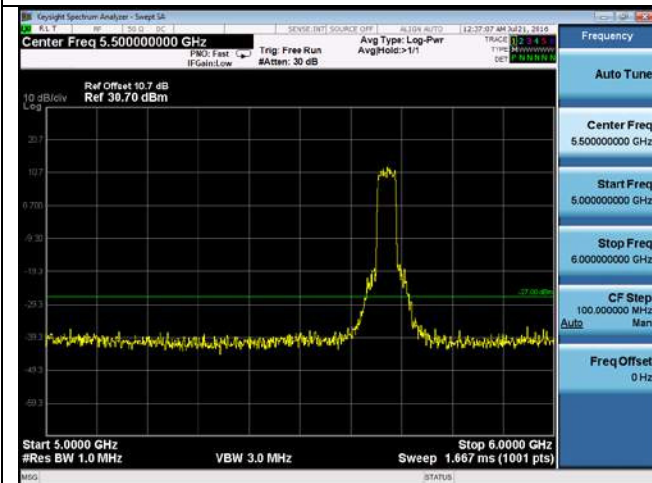
CUE-802.11n-40-5670M-chain 1(6GHz-40GHz)



**CUE-802.11n-40-5670M -chain 2(30MHz-1GHz)**



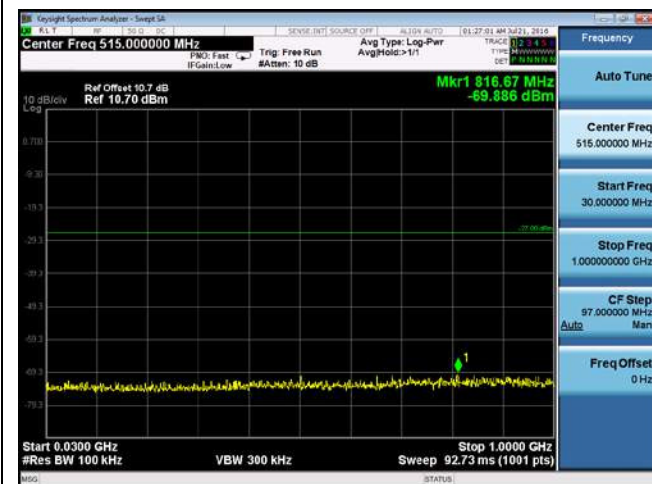
**CUE-802.11n-40-5670M -chain 2(1GHz-5GHz)**



**CUE-802.11n-40-5670M -chain 2(5GHz-6GHz)**



**CUE-802.11n-40-5670M -chain 2(6GHz-40GHz)**

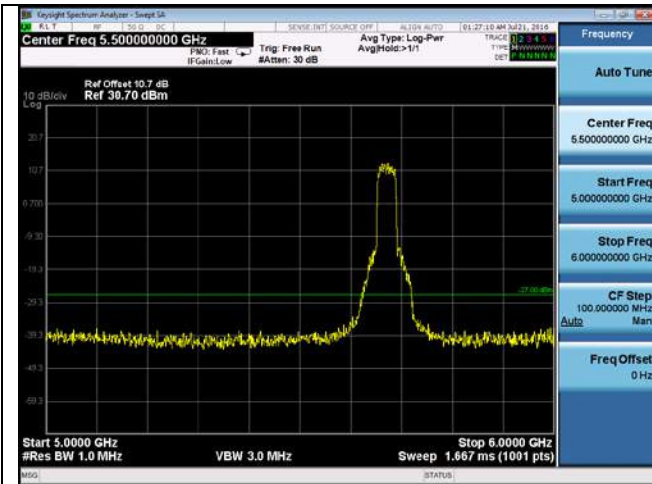


**CUE-802.11n-40-5670M -chain 3(30MHz-1GHz)**



**CUE-802.11n-40-5670M -chain 3(1GHz-5GHz)**

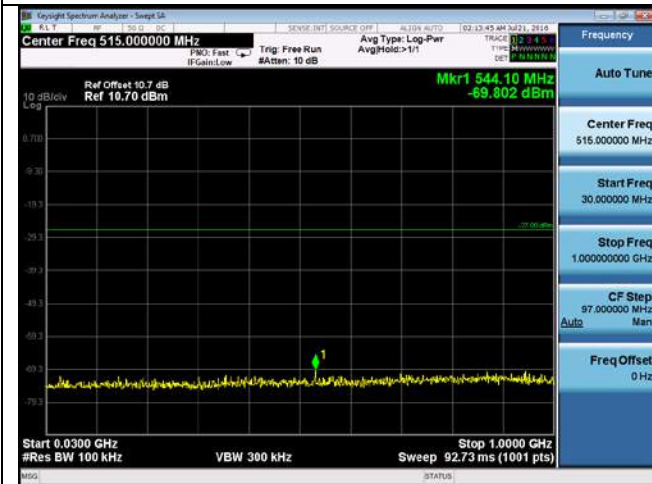




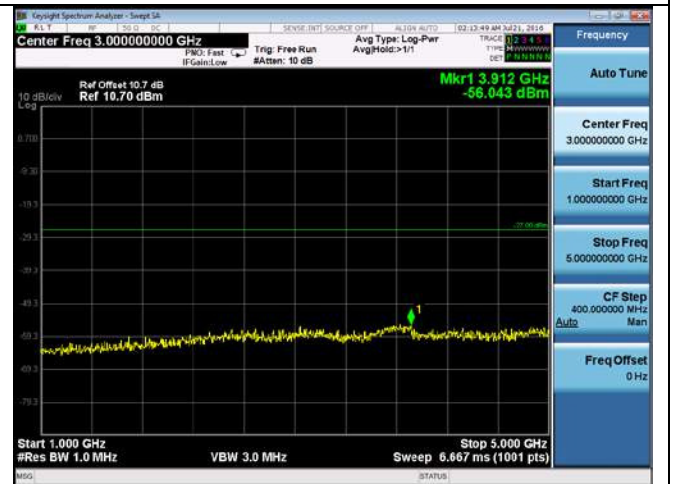
CUE-802.11n-40-5670M -chain 3(5GHz-6GHz)



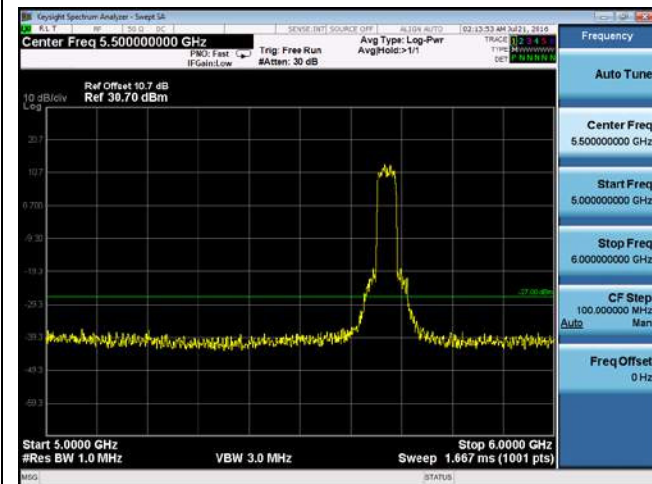
CUE-802.11n-40-5670M chain 3(6GHz-40GHz)



CUE-802.11n-40-5670M -chain 4(30MHz-1GHz)



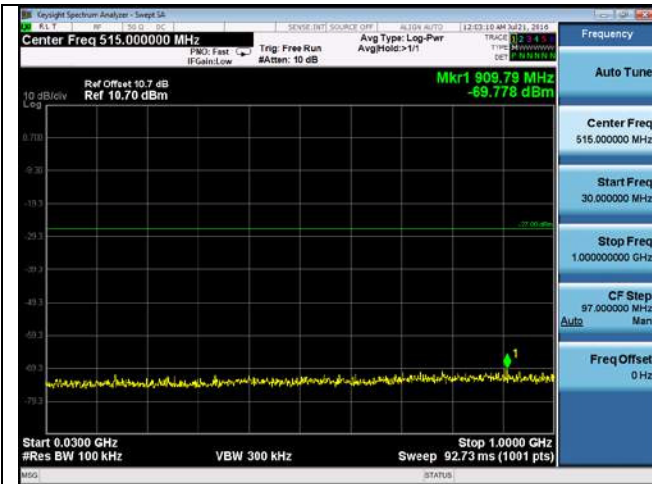
CUE-802.11n-40-5670M -chain 4(1GHz-5GHz)



CUE-802.11n-40-5670M -chain 4(5GHz-6GHz)



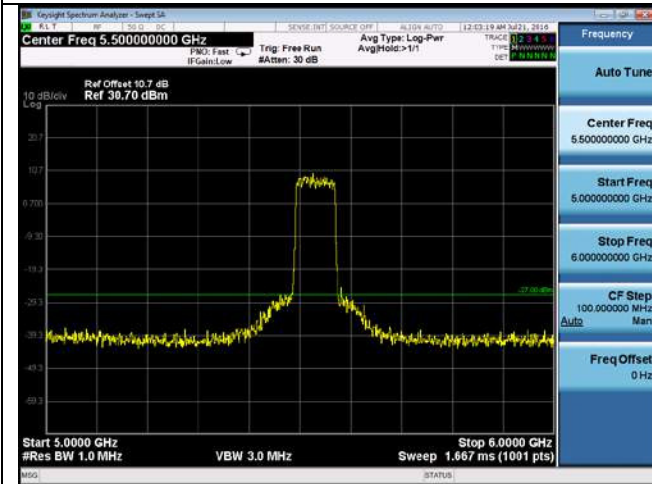
CUE-802.11n-40-5670M-chain 4 (6GHz-40GHz)



CUE-802.11ac-80-5530M-chain1(30MHz-1GHz)



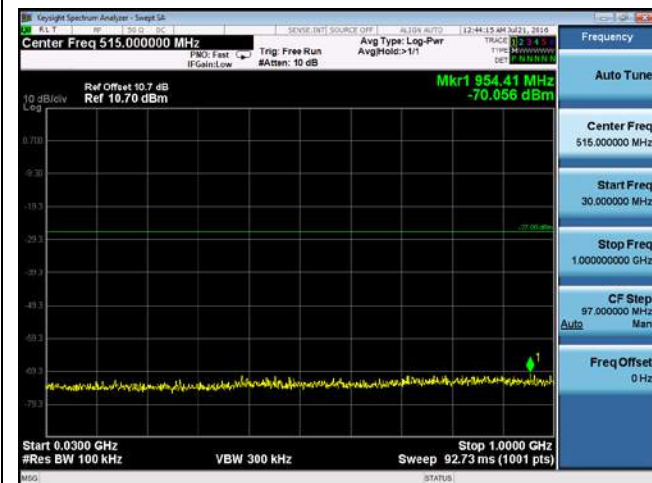
CUE-802.11ac-80-5530M-chain1(1GHz-5GHz)



CUE-802.11ac-80-5530M-chain1(5GHz-6GHz)



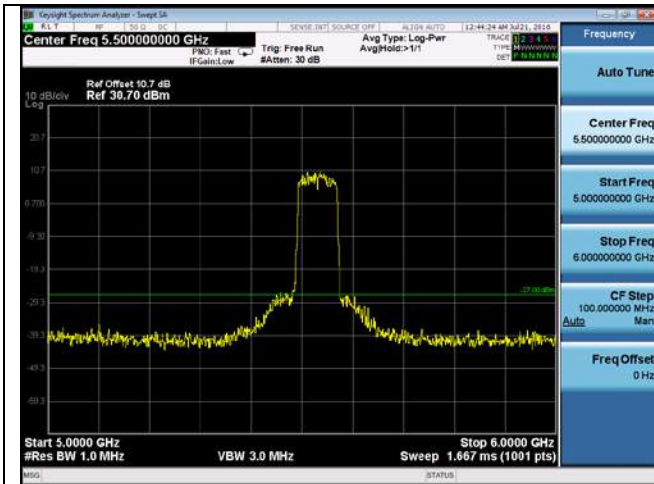
CUE-802.11ac-80-5530M-chain1(6GHz-40GHz)



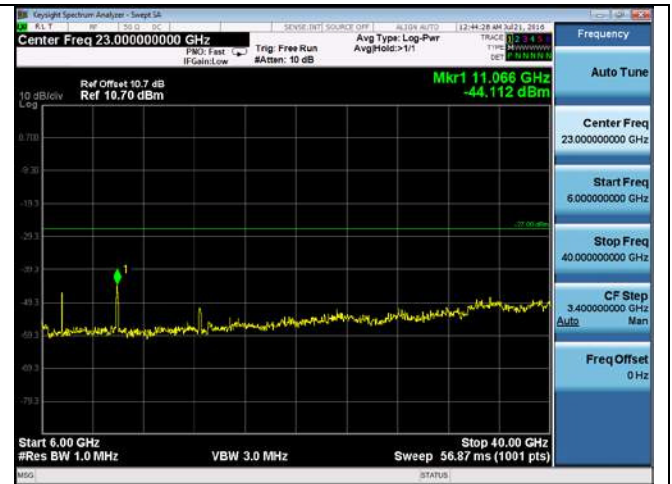
CUE-802.11ac-80-5530M-chain2(30MHz-1GHz)



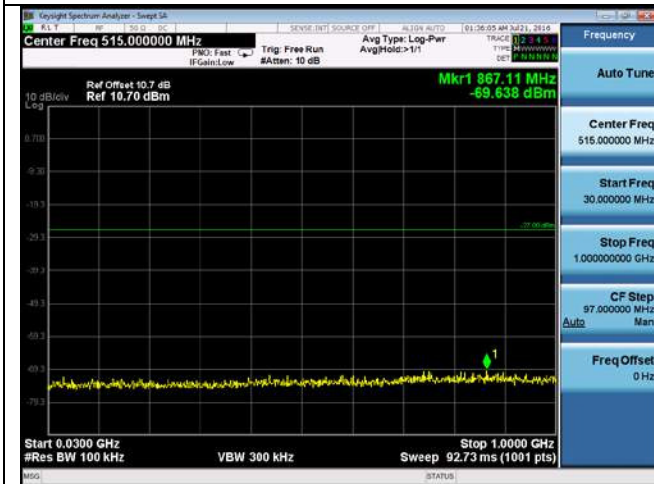
CUE-802.11ac-80-5530M-chain2(1GHz-5GHz)



**CUE-802.11ac-80-5530M -chain2(5GHz-6GHz)**



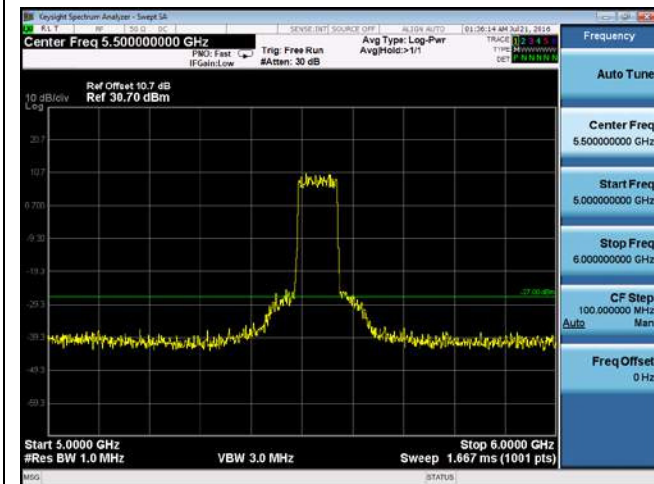
**CUE-802.11ac-80-5530M -chain2(6GHz-40GHz)**



**CUE-802.11ac-80-5530M -chain3(30MHz-1GHz)**



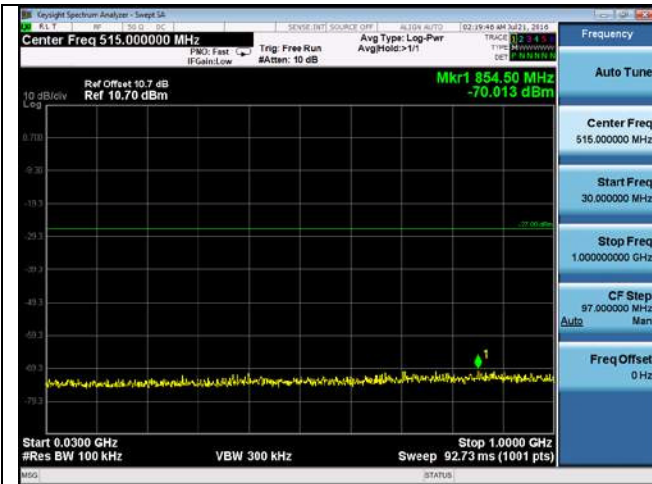
**CUE-802.11ac-80-5530M -chain3(1GHz-5GHz)**



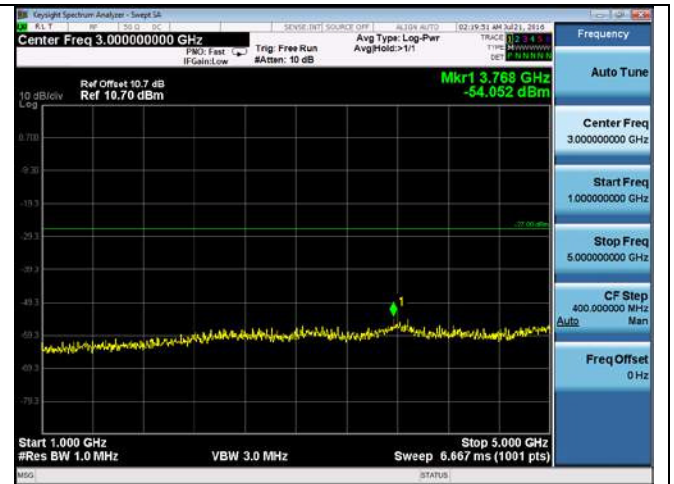
**CUE-802.11ac-80-5530M -chain3(5GHz-6GHz)**



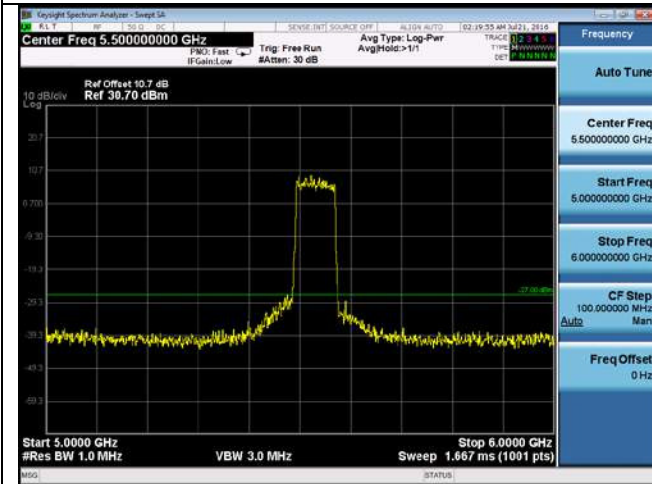
**CUE-802.11ac-80-5530M -chain3(6GHz-40GHz)**



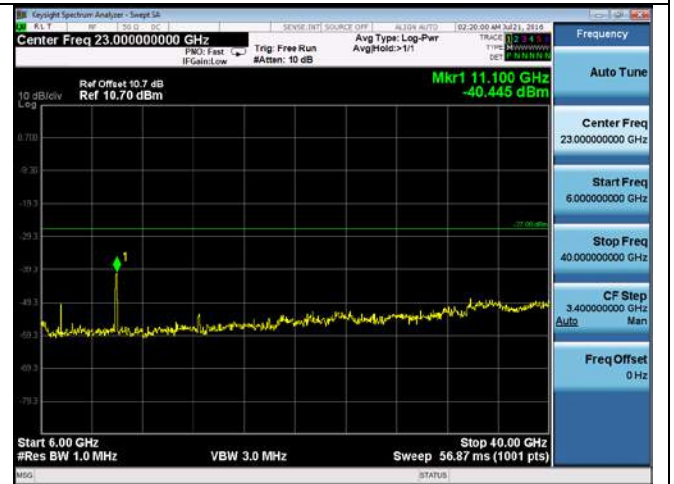
CUE-802.11ac-80-5530M-chain4(30MHz-1GHz)



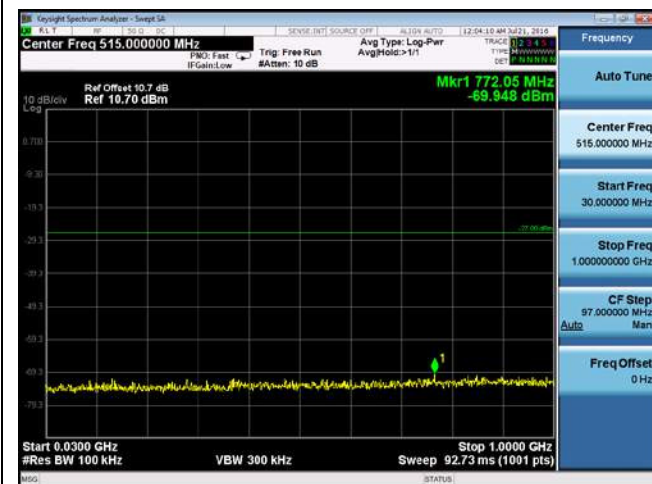
CUE-802.11ac-80-5530M chain4(1GHz-5GHz)



CUE-802.11ac-80-5530M-chain4(5GHz-6GHz)



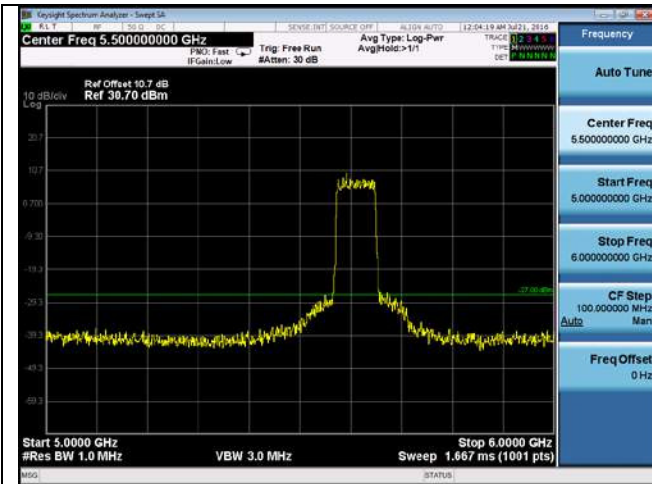
CUE-802.11ac-80-5530M-chain4(6GHz-40GHz)



CUE-802.11ac-80-5610M-chain1(30MHz-1GHz)



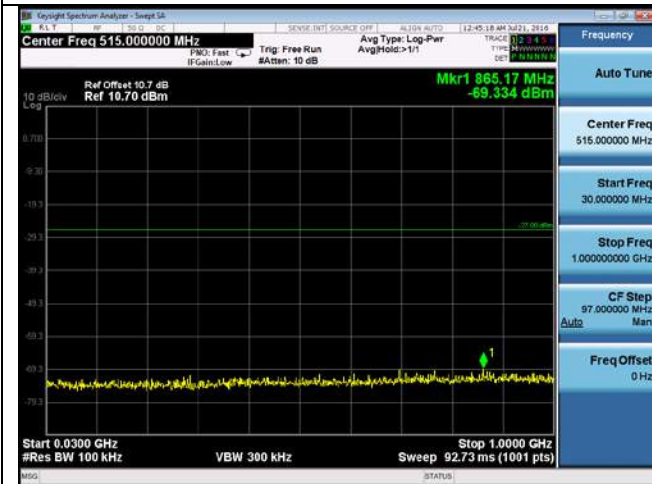
CUE-802.11ac-80-5610M-chain1(1GHz-5GHz)



CUE-802.11ac-80-5610M-chain1(5GHz-6GHz)



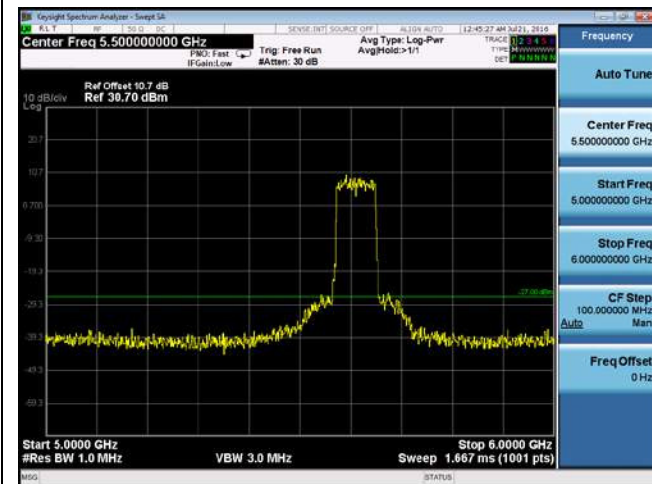
CUE-802.11ac-80-5610M-chain1(6GHz-40GHz)



CUE-802.11ac-80-5610M-chain2(30MHz-1GHz)



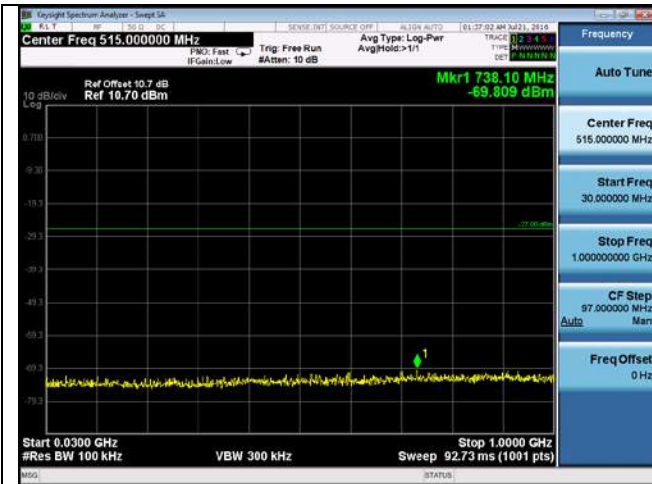
CUE-802.11ac-80-5610M-chain2(1GHz-5GHz)



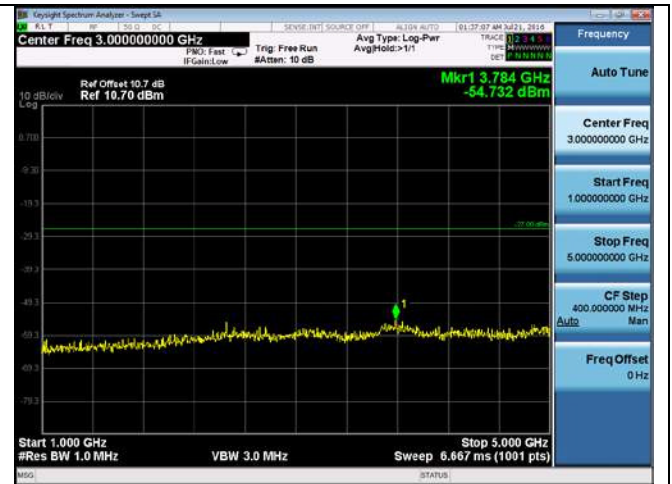
CUE-802.11ac-80-5610M-chain2(5GHz-6GHz)



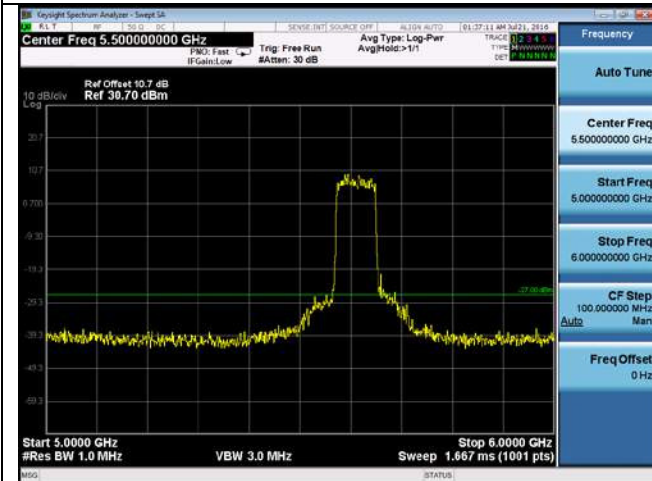
CUE-802.11ac-80-5610M-chain2(6GHz-40GHz)



CUE-802.11ac-80-5610M-chain3(30MHz-1GHz)



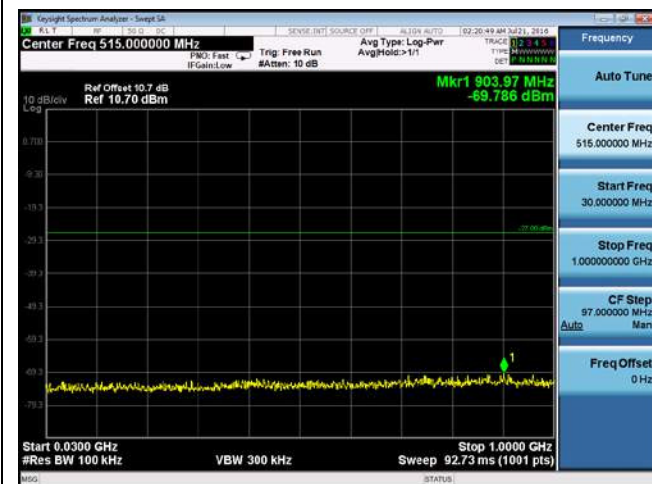
CUE-802.11ac-80-5610M-chain3(1GHz-5GHz)



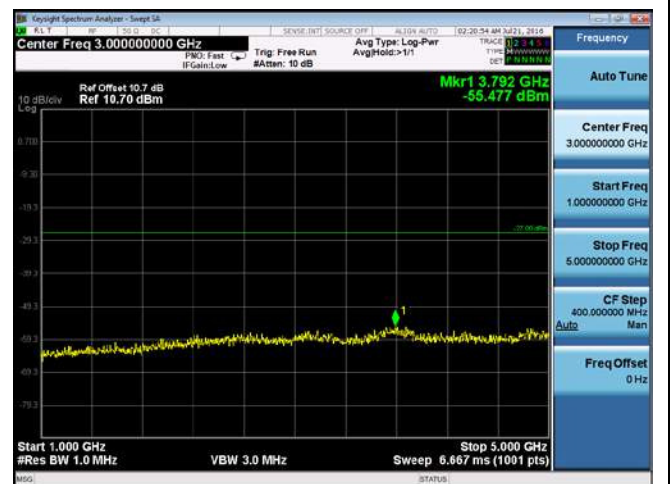
CUE-802.11ac-80-5610M-chain3(5GHz-6GHz)



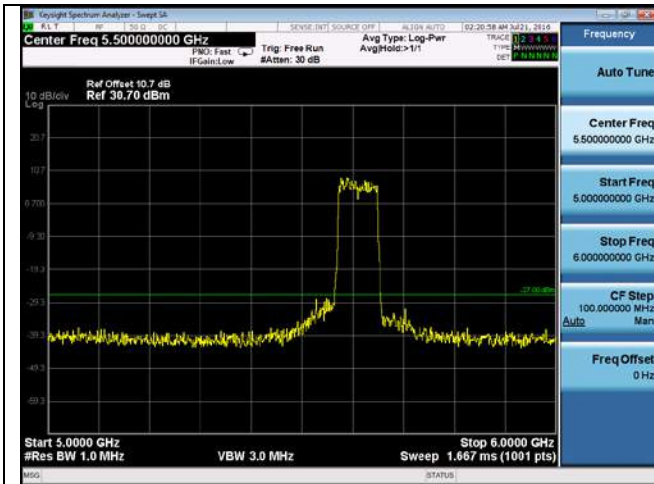
CUE-802.11ac-80-5610M-chain3(6GHz-40GHz)



CUE-802.11ac-80-5610M-chain4(30MHz-1GHz)



CUE-802.11ac-80-5610M-chain4(1GHz-5GHz)

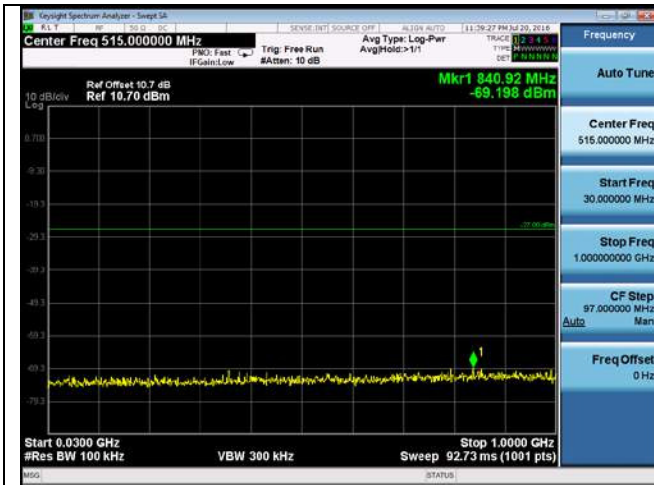


**CUE-802.11ac-80-5610M chain 4(5GHz-6GHz)**



**CUE-802.11ac-80-5610M -chain 4(6GHz-40GHz)**

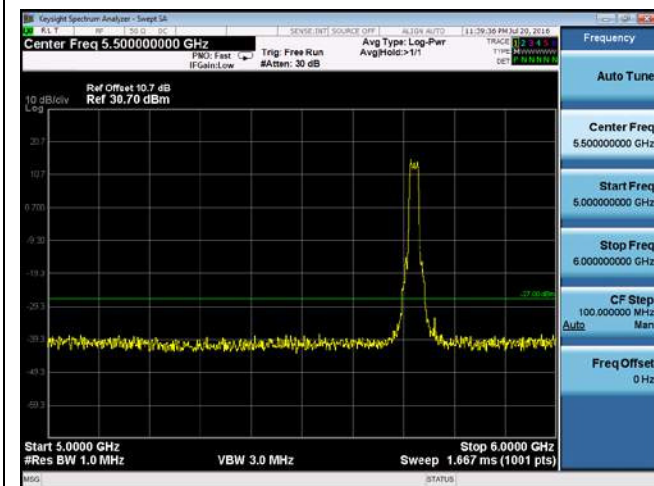
**Conducted Unwanted Emission Test Result for CROSS Channels**



**CUE-802.11a-5720M -chain1(30MHz-1GHz)**



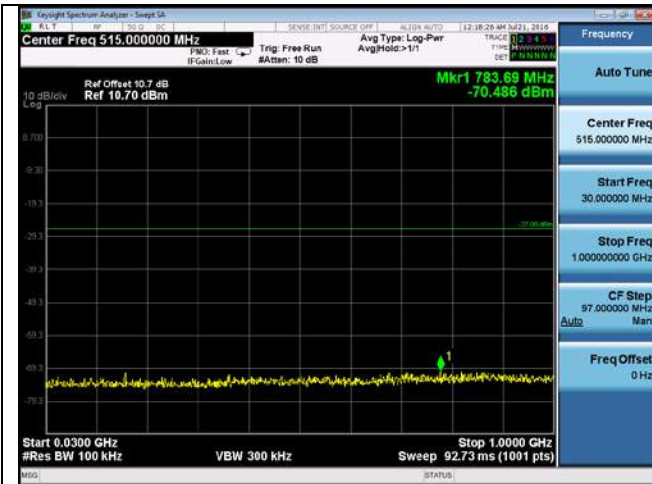
**CUE-802.11a-5720M -chain1(1GHz-5GHz)**



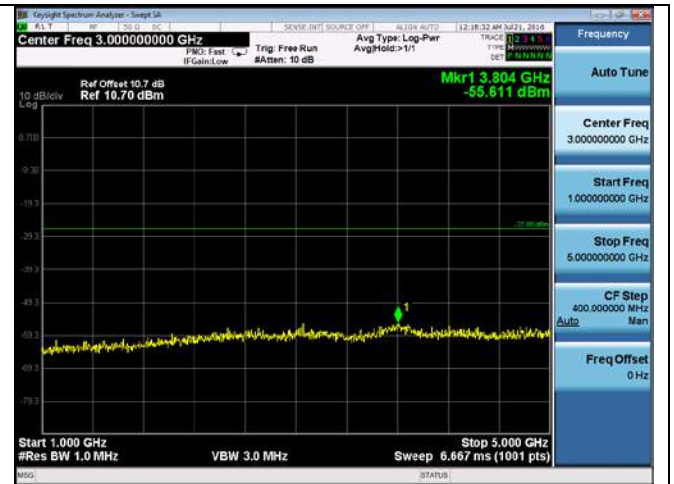
**CUE-802.11a-5720M -chain1(5GHz-6GHz)**



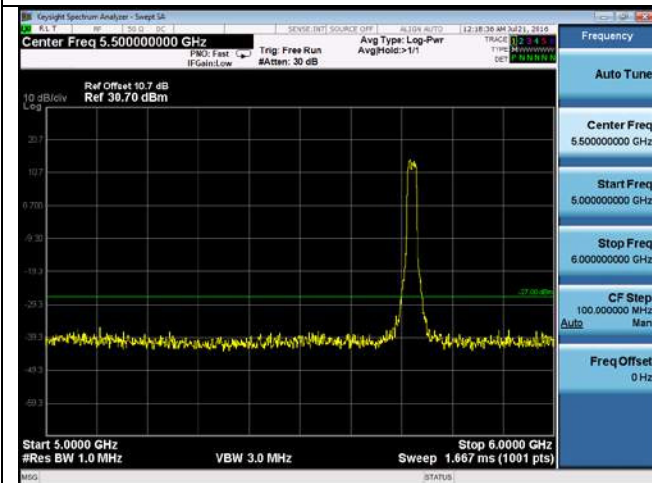
**CUE-802.11a-5720M -chain1(6GHz-40GHz)**



CUE-802.11a-5720M -chain2(30MHz-1GHz)



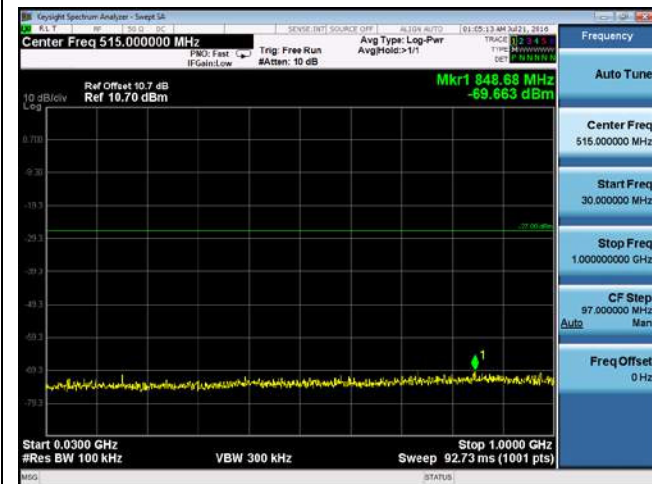
CUE-802.11a-5720M -chain2 (1GHz-5GHz)



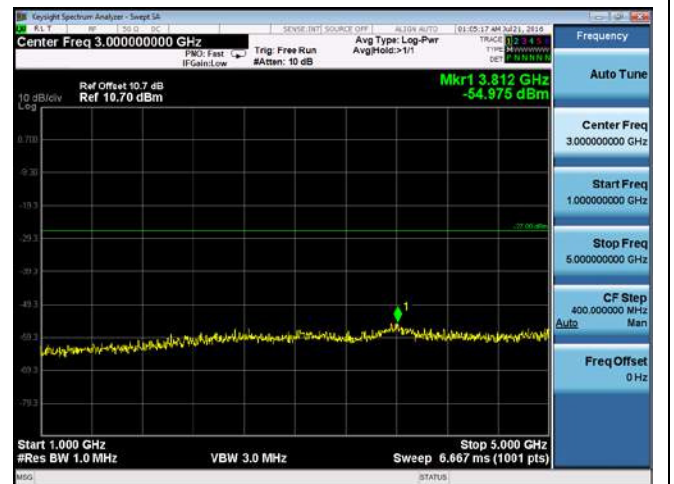
CUE-802.11a-5720M -chain2 (5GHz-6GHz)



CUE-802.11a-5720M -chain2(6GHz-40GHz)

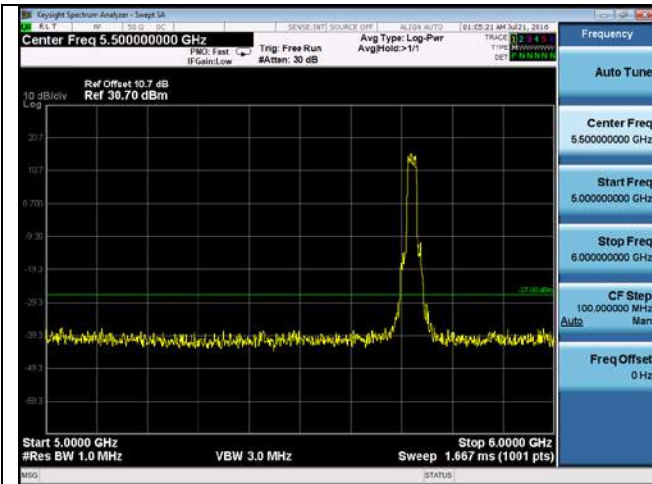


CUE-802.11a-5720M -chain3 (30MHz-1GHz)

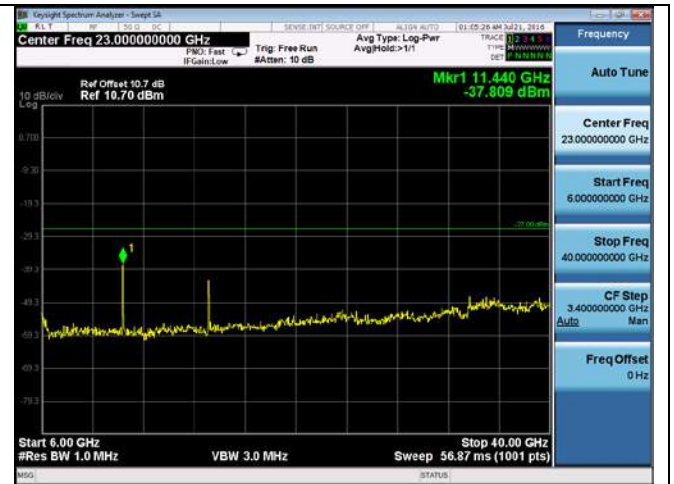


CUE-802.11a-5720M -chain3 (1GHz-5GHz)

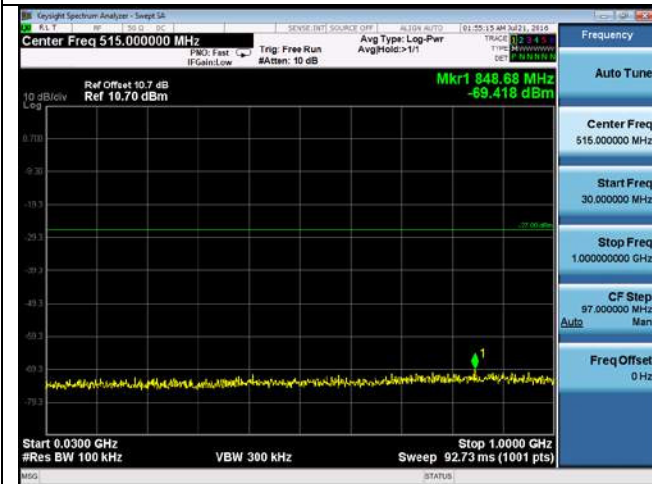




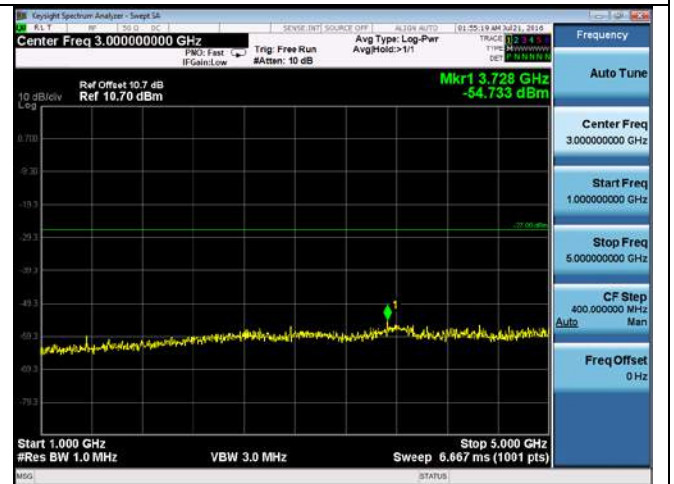
**CUE-802.11a-5720M –chain3 (5GHz-6GHz)**



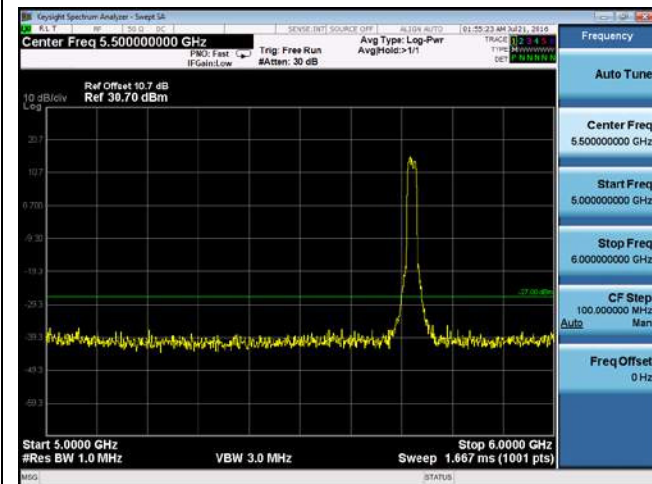
**CUE-802.11a-5720M –chain3 (6GHz-40GHz)**



**CUE-802.11a-5720M –chain4 (30MHz-1GHz)**



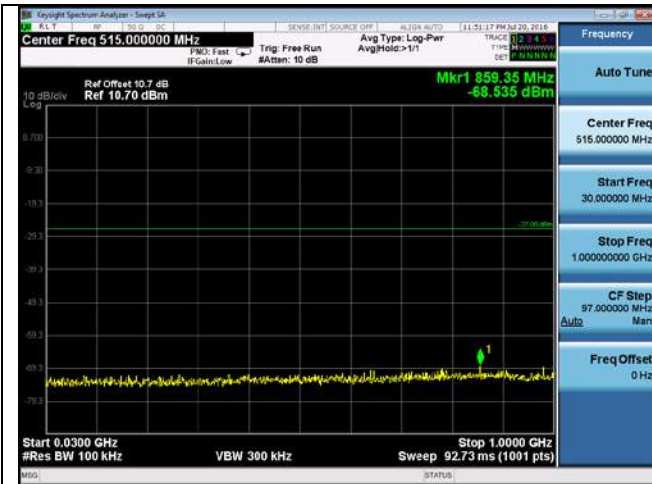
**CUE-802.11a-5720M –chain4 (1GHz-5GHz)**



**CUE-802.11a-5720M –chain4 (5GHz-6GHz)**



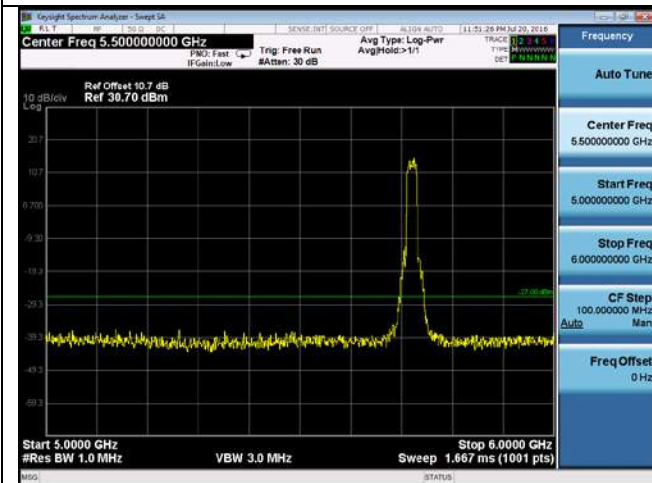
**CUE-802.11a-5720M –chain4 (6GHz-40GHz)**



**CUE-802.11n20-5720M -chain1(30MHz-1GHz)**



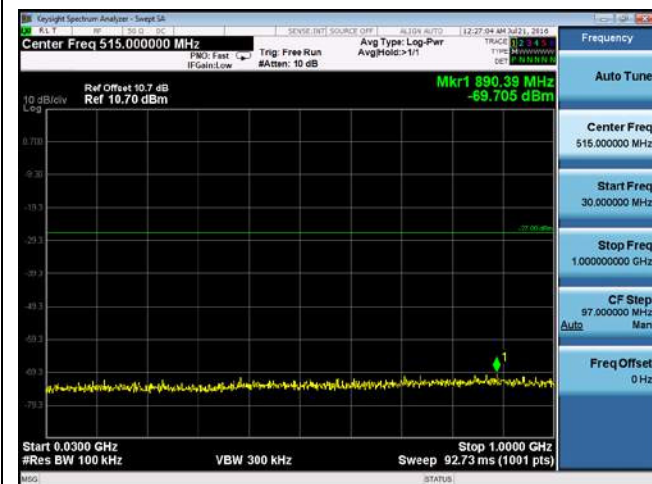
**CUE-802.11n20-5720M -chain1(1GHz-5GHz)**



**CUE-802.11n20-5720M -chain1(5GHz-6GHz)**



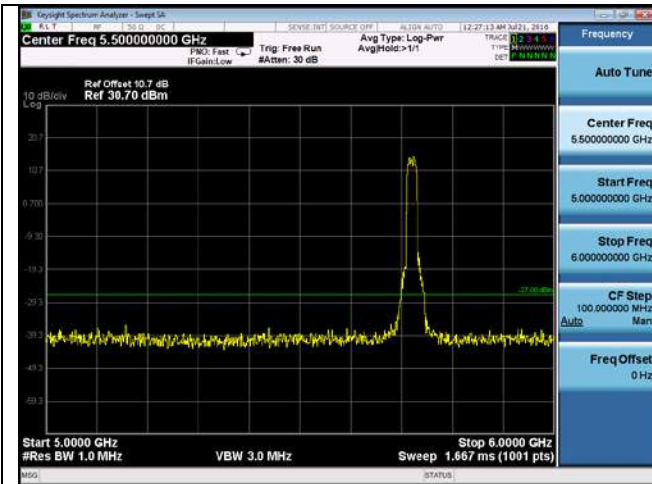
**CUE-802.11n20-5720M -chain1(6GHz-40GHz)**



**CUE-802.11n20-5720M -chain2(30MHz-1GHz)**



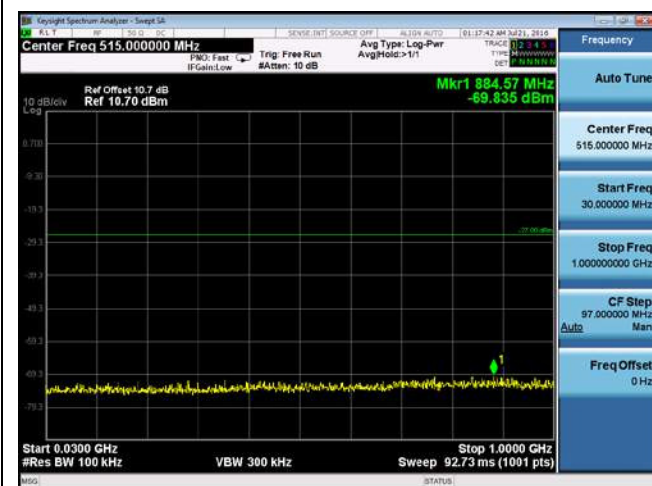
**CUE-802.11n20-5720M -chain2(1GHz-5GHz)**



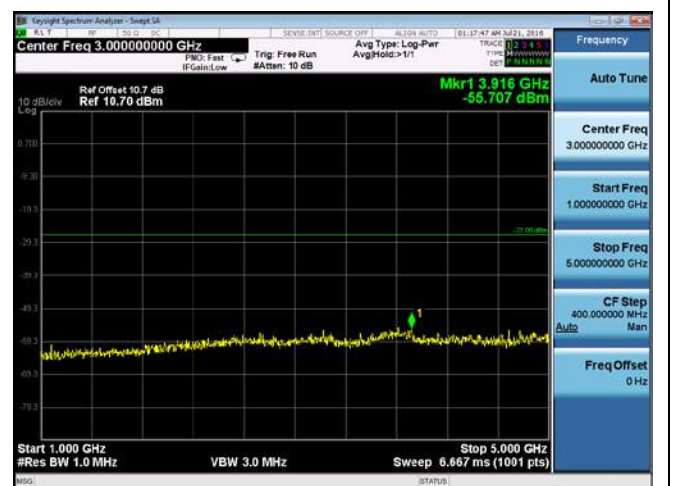
**CUE-802.11n20-5720M -chain2 (5GHz-6GHz)**



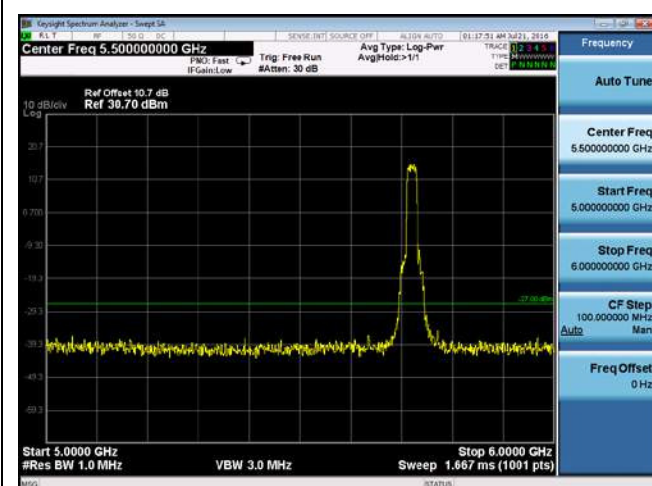
**CUE-802.11n20-5720M -chain2 (6GHz-40GHz)**



**CUE-802.11n20-5720M -chain3(30MHz-1GHz)**



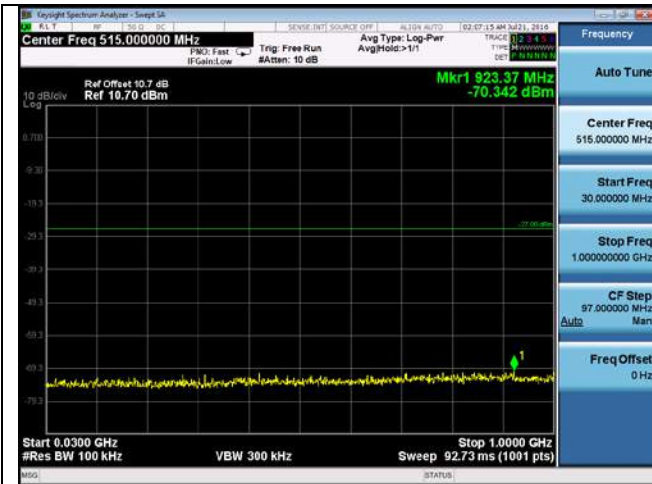
**CUE-802.11n20-5720M -chain3(1GHz-5GHz)**



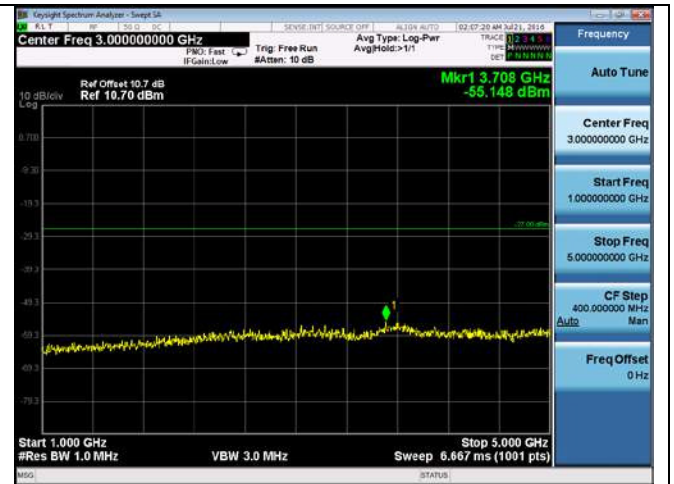
**CUE-802.11n20-5720M -chain3 (5GHz-6GHz)**



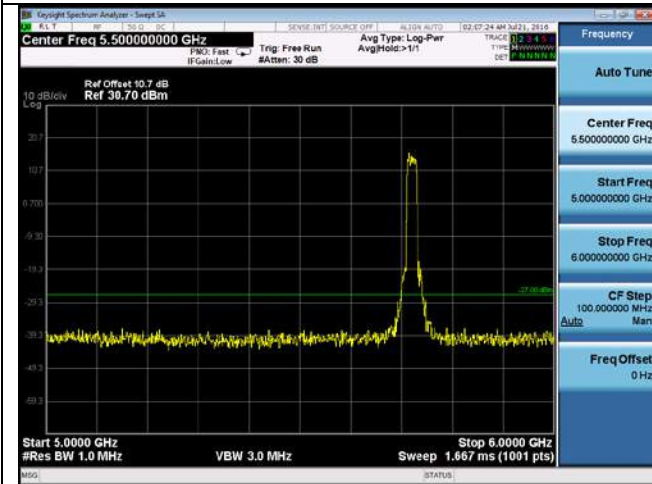
**CUE-802.11n20-5720M -chain3 (6GHz-40GHz)**



CUE-802.11n20-5720M -chain4(30MHz-1GHz)



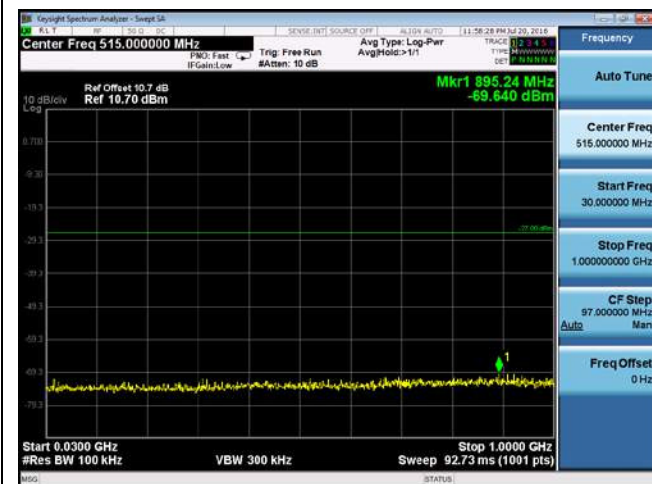
CUE-802.11n20-5720M -chain4 (1GHz-5GHz)



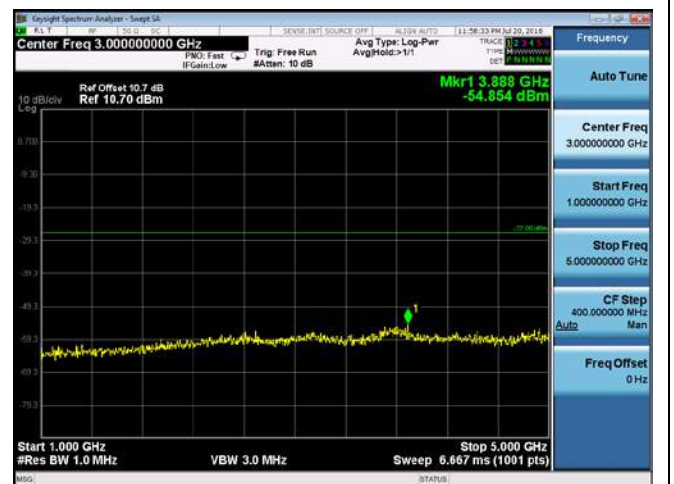
CUE-802.11n20-5720M -chain4 (5GHz-6GHz)



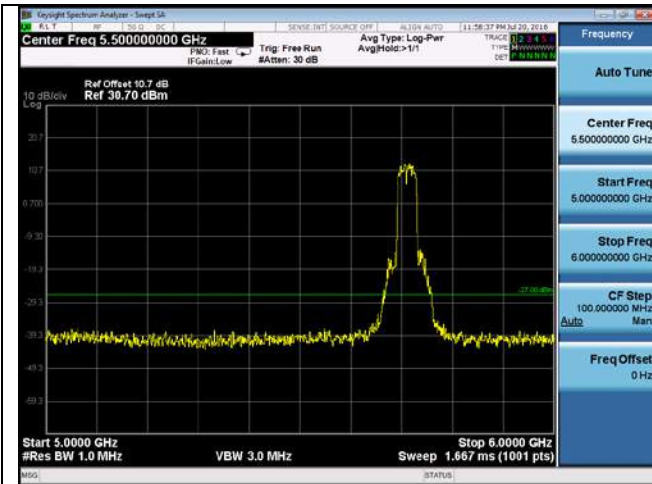
CUE-802.11n20-5720M -chain4 (6GHz-40GHz)



CUE-802.11n40-5710M -chain1(30MHz-1GHz)



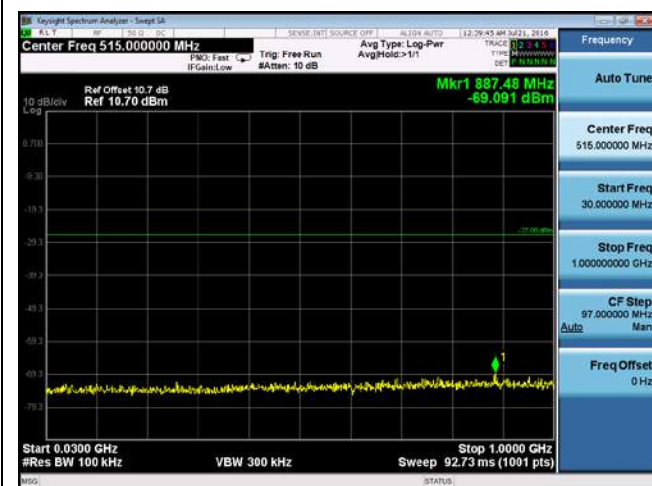
CUE-802.11n40-5710M -chain1(1GHz-5GHz)



CUE-802.11n40-5710M -chain1 (5GHz-6GHz)



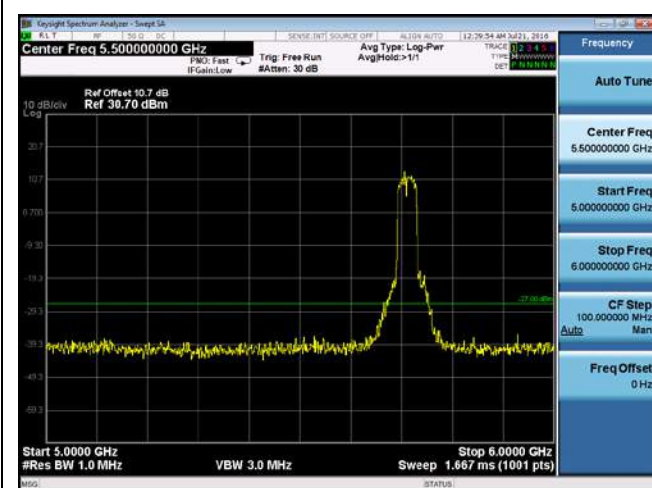
CUE-802.11n40-5710M -chain1 (6GHz-40GHz)



CUE-802.11n40-5710M -chain2(30MHz-1GHz)



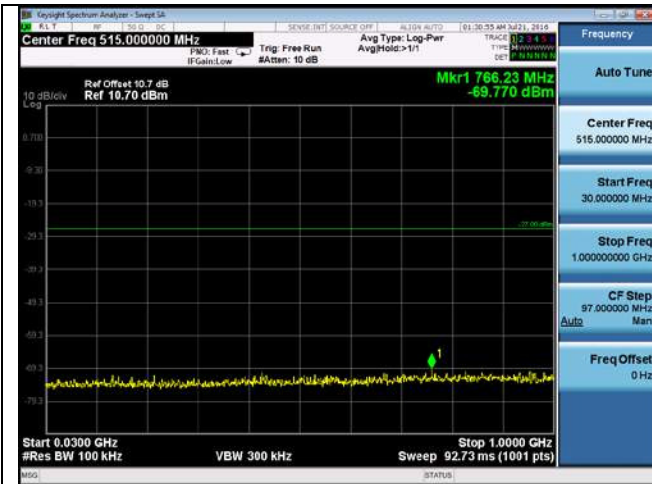
CUE-802.11n40-5710M -chain2 (1GHz-5GHz)



CUE-802.11n40-5710M -chain2 (5GHz-6GHz)



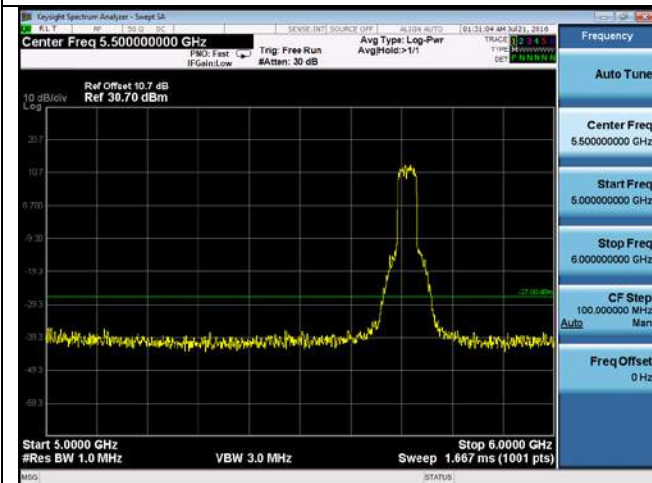
CUE-802.11n40-5710M -chain2 (6GHz-40GHz)



**CUE-802.11n40-5710M -chain3(30MHz-1GHz)**



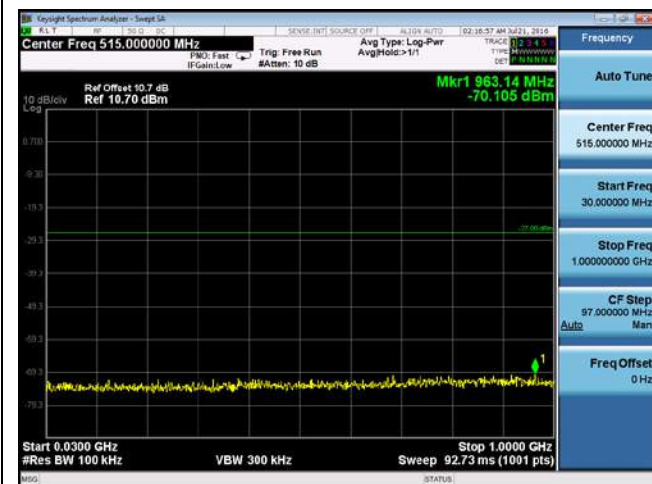
**CUE-802.11n40-5710M -chain3(1GHz-5GHz)**



**CUE-802.11n40-5710M -chain3(5GHz-6GHz)**



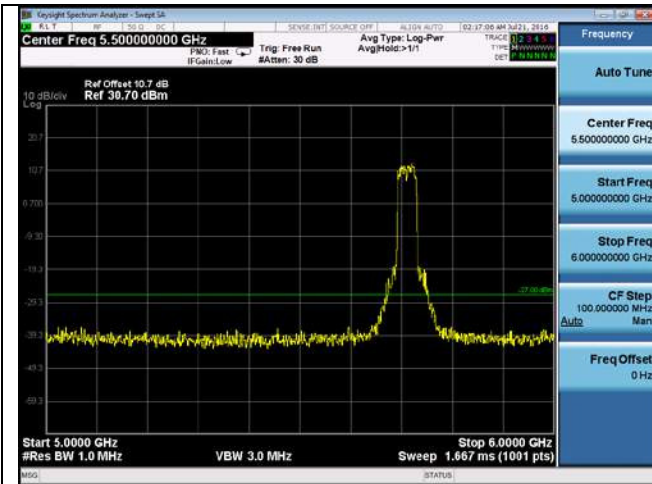
**CUE-802.11n40-5710M -chain3(6GHz-40GHz)**



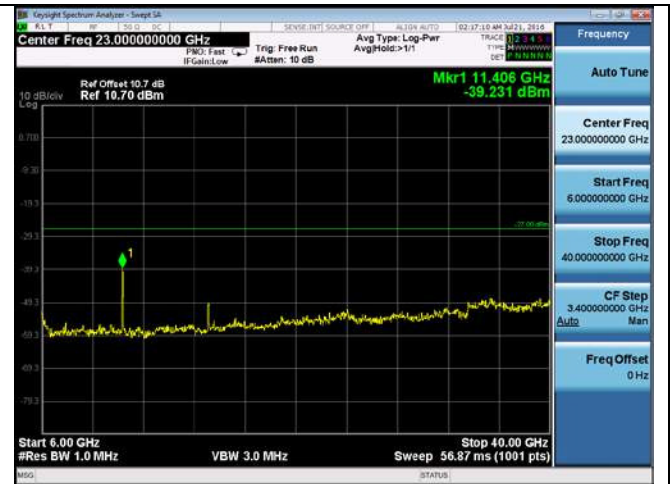
**CUE-802.11n40-5710M -chain4(30MHz-1GHz)**



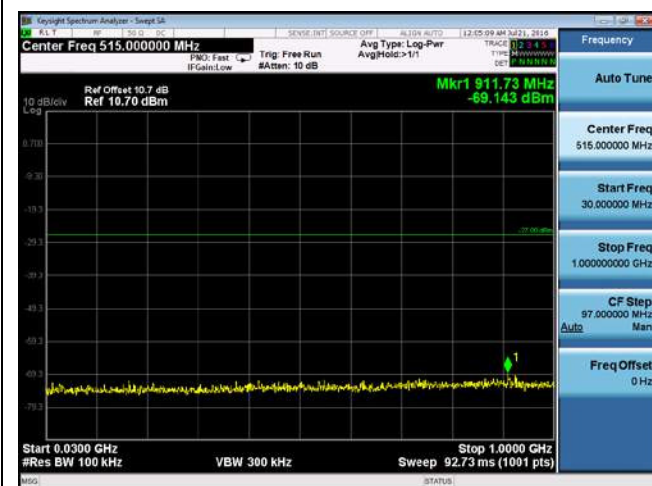
**CUE-802.11n40-5710M -chain4(1GHz-5GHz)**



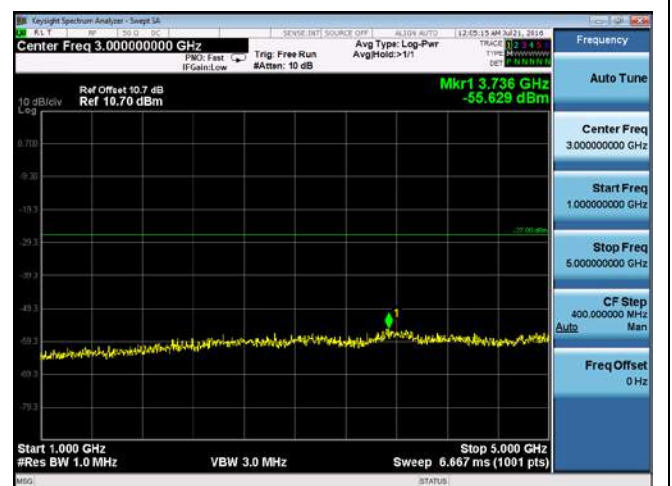
**CUE-802.11n40-5710M -chain4 (5GHz-6GHz)**



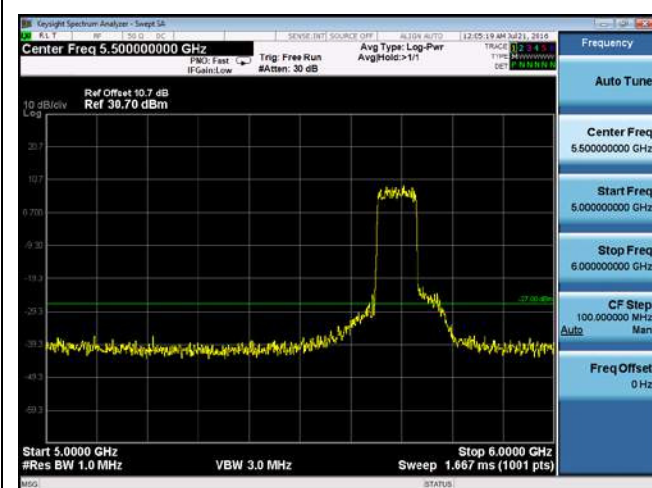
**CUE-802.11n40-5710M -chain4 (6GHz-40GHz)**



**CUE-802.11ac80-5690M -chain1(30MHz-1GHz)**



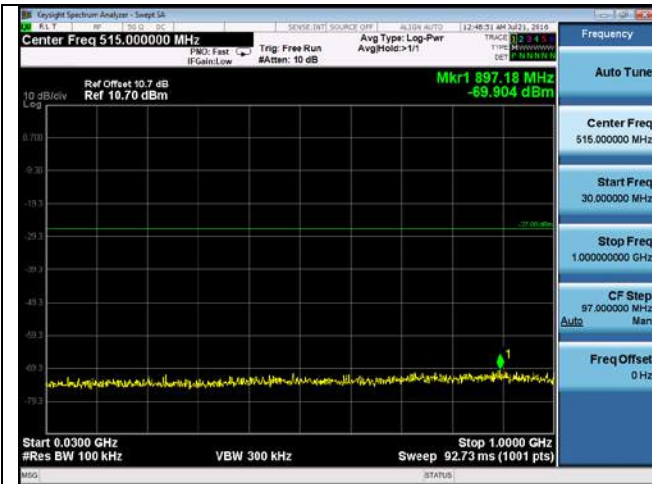
**CUE-802.11ac80-5690M -chain1 (1GHz-5GHz)**



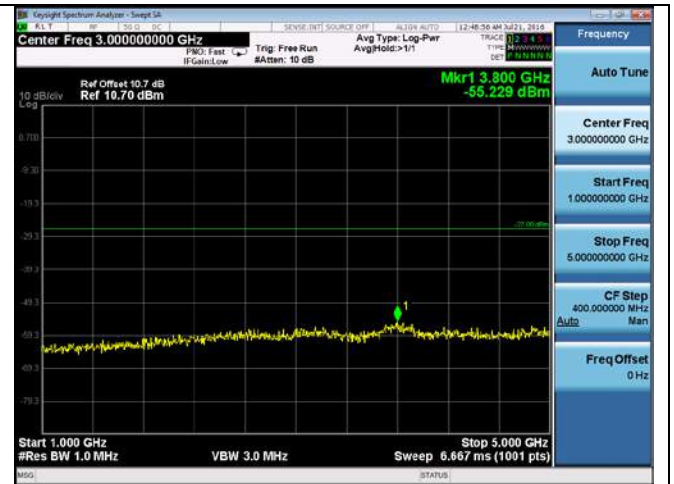
**CUE-802.11ac80-5690M -chain1 (5GHz-6GHz)**



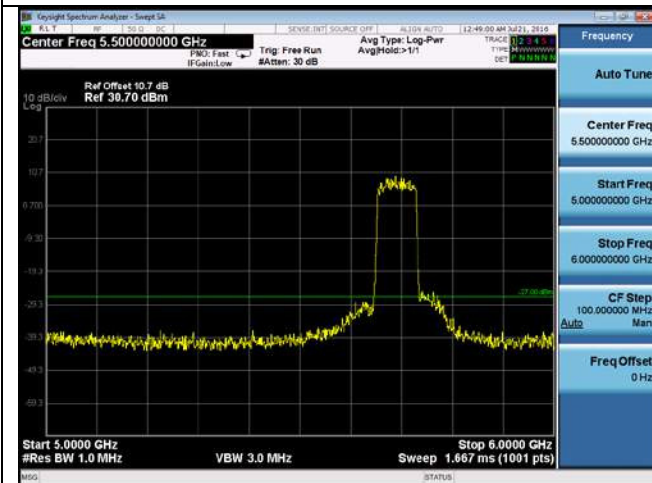
**CUE-802.11ac80-5690M -chain1 (6GHz-40GHz)**



CUE-802.11ac80-5690M -chain2 (30MHz-1GHz)



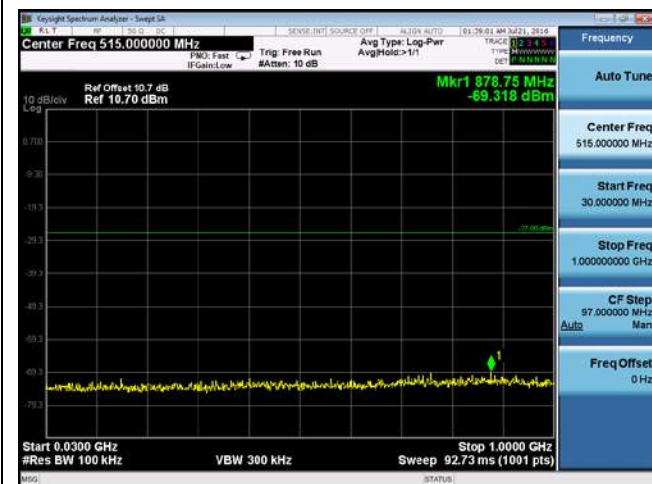
CUE-802.11ac80-5690M -chain2 (1GHz-5GHz)



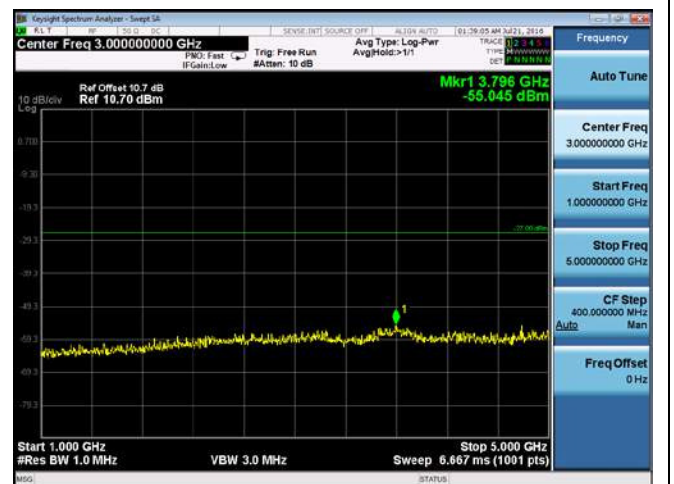
CUE-802.11ac80-5690M -chain2 (5GHz-6GHz)



CUE-802.11ac80-5690M -chain2 (6GHz-40GHz)

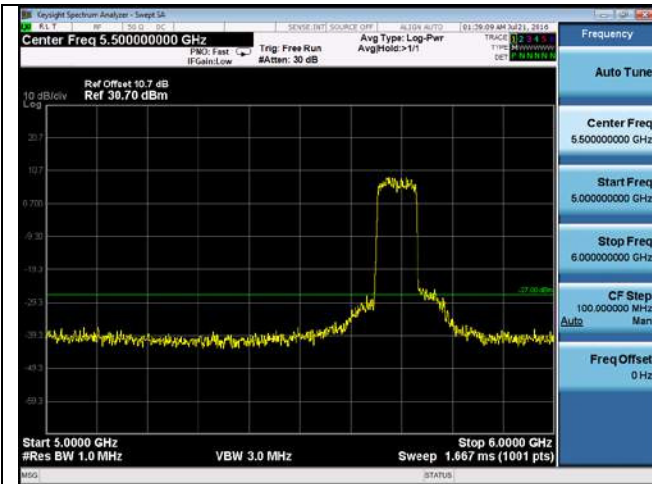


CUE-802.11ac80-5690M -chain3 (30MHz-1GHz)

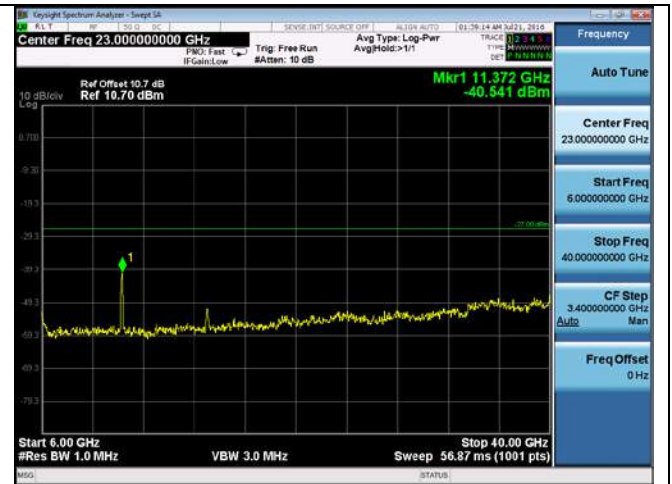


CUE-802.11ac80-5690M -chain3 (1GHz-5GHz)

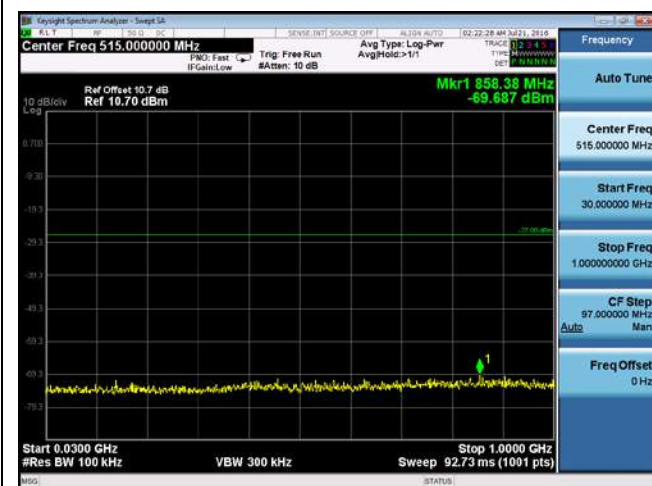




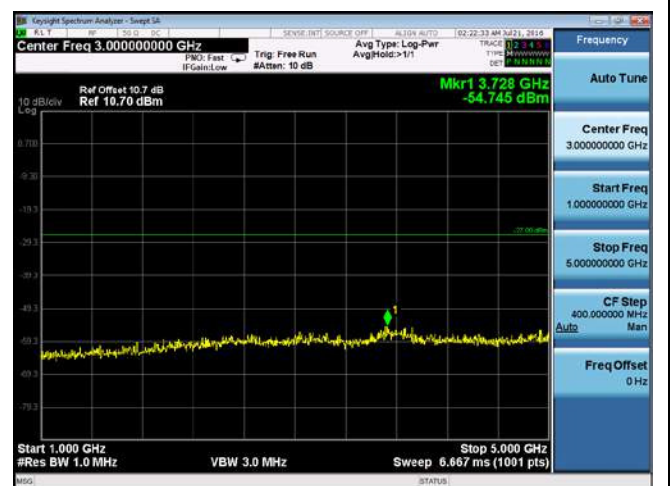
**CUE-802.11ac80-5690M -chain3 (5GHz-6GHz)**



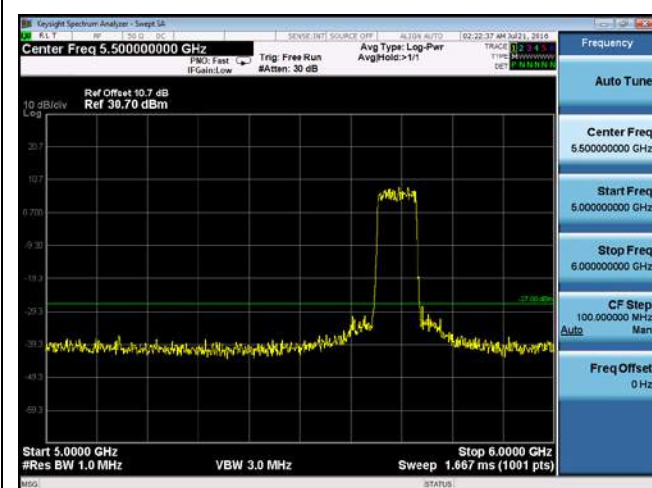
**CUE-802.11ac80-5690M -chain3 (6GHz-40GHz)**



**CUE-802.11ac80-5690M -chain4 (30MHz-1GHz)**



**CUE-802.11ac80-5690M -chain4 (1GHz-5GHz)**



**CUE-802.11ac80-5690M -chain4 (5GHz-6GHz)**



**CUE-802.11ac80-5690M -chain4 (6GHz-40GHz)**

### 10.7 Radiated Spurious Emissions below 1GHz

**Requirement(s):**

Spec	Requirement	Applicable										
47CFR§ 15.407(b) 15.209 (a)	<p>Except higher limit as specified elsewhere in other section, the emissions from the low-power radio-frequency devices shall not exceed the field strength levels specified in the following table and the level of any unwanted emissions shall not exceed the level of the fundamental emission. The tighter limit applies at the band edges</p> <table border="1"> <thead> <tr> <th>Frequency range (MHz)</th> <th>Field Strength (uV/m)</th> </tr> </thead> <tbody> <tr> <td>30 – 88</td> <td>100</td> </tr> <tr> <td>88 – 216</td> <td>150</td> </tr> <tr> <td>216 960</td> <td>200</td> </tr> <tr> <td>Above 960</td> <td>500</td> </tr> </tbody> </table>	Frequency range (MHz)	Field Strength (uV/m)	30 – 88	100	88 – 216	150	216 960	200	Above 960	500	☒
Frequency range (MHz)	Field Strength (uV/m)											
30 – 88	100											
88 – 216	150											
216 960	200											
Above 960	500											
Test Setup												
Procedure	<ol style="list-style-type: none"> <li>The EUT was switched on and allowed to warm up to its normal operating condition.</li> <li>The test was carried out at the selected frequency points obtained from the EUT characterisation. Maximization of the emissions, was carried out by rotating the EUT, changing the antenna polarization, and adjusting the antenna height in the following manner: <ol style="list-style-type: none"> <li>Vertical or horizontal polarisation (whichever gave the higher emission level over a full rotation of the EUT) was chosen.</li> <li>The EUT was then rotated to the direction that gave the maximum emission.</li> <li>Finally, the antenna height was adjusted to the height that gave the maximum emission.</li> </ol> </li> <li>A Quasi-peak measurement was then made for that frequency point.</li> <li>Steps 2 and 3 were repeated for the next frequency point, until all selected frequency points were measured.</li> </ol>											
Remark	The EUT was scanned up to 1GHz. Both horizontal and vertical polarities were investigated. The results show only the worst case.											
Result	☒ Pass      ☐ Fail											

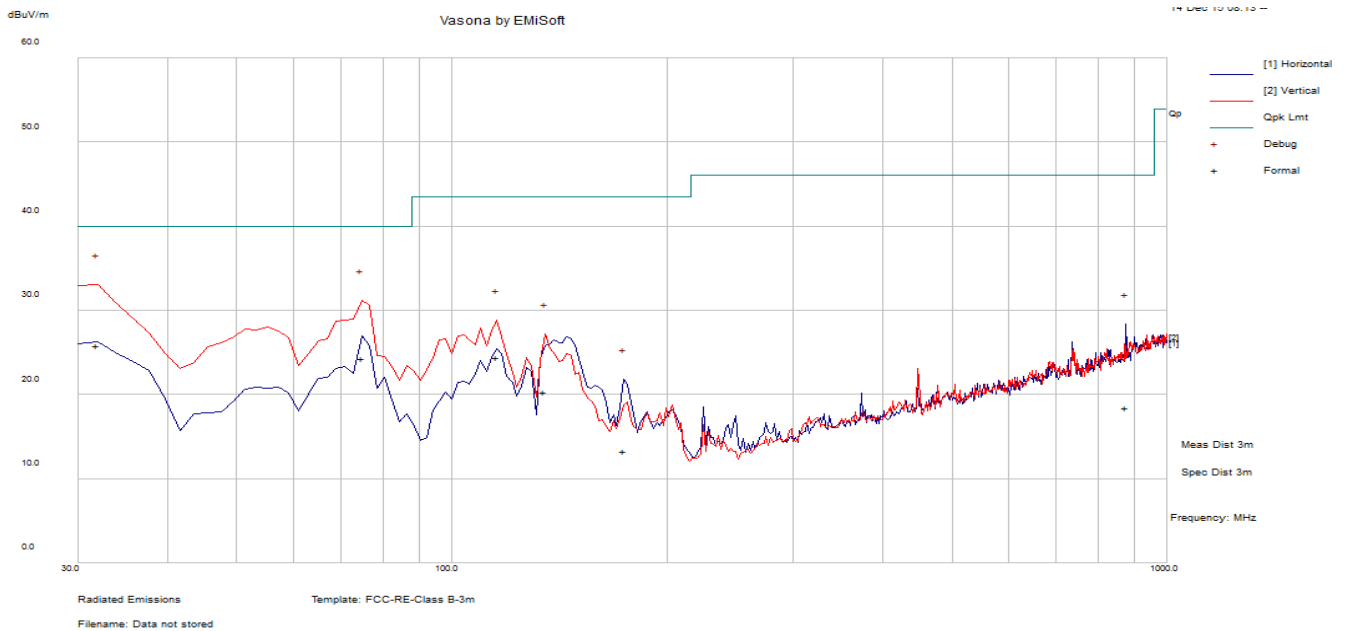
**Test Data**    ☒ Yes (See below)      ☐ N/A

**Test Plot**    ☒ Yes (See below)      ☐ N/A

**Test was done by Gary Chou at 10m Chamber.**

### Radiated Emission Test Results (Below 1GHz)

Test specification	below 1GHz			Result	Pass
Environmental Conditions:	Temp (°C):	26.1			
	Humidity (%)	47.5			
	Atmospheric (mbar):	1020			
Mains Power:	120VAC, 60Hz				
Tested by:	Gary Chou				
Test Date:	11/29/2015				
Remarks:	Worst case, 802.11n HT40, 5550MHz				



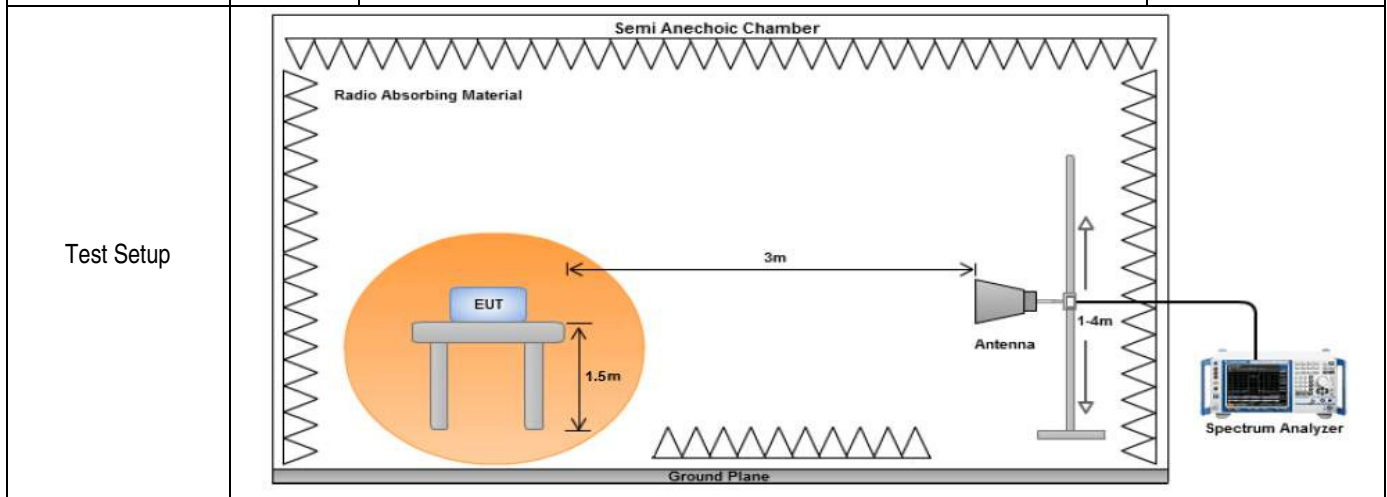
Frequency MHz	Raw dBuV	Cable Loss	AF dB	Level dBuV/m	Measurement Type	PoI	Hgt cm	Azt Deg	Limit dBuV/m	Margin dB	Pass /Fail
31.85	41.1	0.82	-16.09	25.82	Quasi Max	V	104	148	40	-14.18	Pass
74.94	53.25	1.37	-30.35	24.27	Quasi Max	V	122	220	40	-15.73	Pass
115.58	47.83	1.76	-25.13	24.47	Quasi Max	V	110	175	43.52	-19.05	Pass
134.85	43.29	1.92	-24.88	20.32	Quasi Max	V	133	213	43.52	-23.2	Pass
875.37	29.55	5.33	-16.39	18.49	Quasi Max	H	197	344	46.02	-27.53	Pass
173.75	38.4	2.24	-27.37	13.26	Quasi Max	H	129	67	43.52	-30.26	Pass

Note: Both horizontal and vertical polarities were investigated. The results above show only the worst case.

### 10.8 Radiated Spurious Emissions above 1GHz

**Requirement(s):**

Spec	Item	Requirement	Applicable
47CFR§ 15.407(b)(2), 15.407(b)(6)	(1)	For transmitters operating in the 5.15-5.25 GHz band: all emissions outside of the 5.15-5.35 GHz band shall not exceed an EIRP of -27 dBm/MHz.	<input type="checkbox"/>
	(2)	For transmitters operating in the 5.25-5.35 GHz band: all emissions outside of the 5.15-5.35 GHz band shall not exceed an EIRP of -27 dBm/MHz. Devices operating in the 5.25-5.35 GHz band that generate emissions in the 5.15-5.25 GHz band must meet all applicable technical requirements for operation in the 5.15-5.25 GHz band (including indoor use) or alternatively meet an out-of-band emission EIRP limit of -27 dBm/MHz in the 5.15-5.25 GHz band.	<input checked="" type="checkbox"/>
	(3)	For transmitters operating in the 5.47-5.725 GHz band: all emissions outside of the 5.47-5.725 GHz band shall not exceed an EIRP of -27 dBm/MHz.	<input checked="" type="checkbox"/>
	(4)	For transmitters operating in the 5.725-5.825 GHz band: all emissions within the frequency range from the band edge to 10 MHz above or below the band edge shall not exceed an EIRP of -17 dBm/MHz; for frequencies 10 MHz or greater above or below the band edge, emissions shall not exceed an EIRP of -27 dBm/MHz.	<input type="checkbox"/>
	(5)	Restricted band, emission must also comply with the radiated emission limits specified in 15.209	<input checked="" type="checkbox"/>



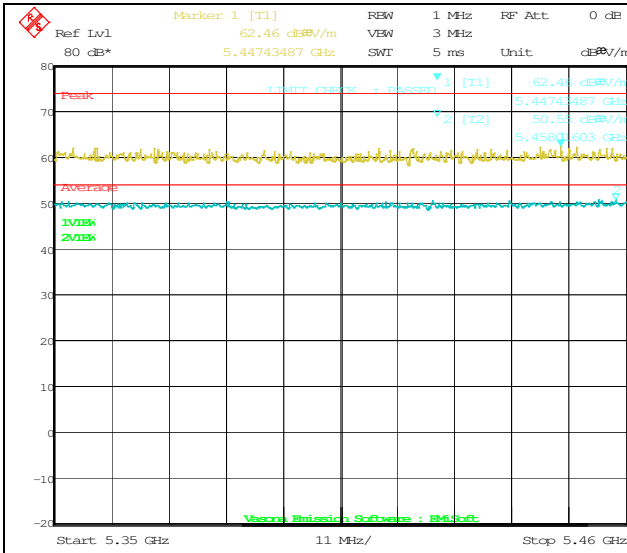
<b>Procedure</b>	<ol style="list-style-type: none"> <li>The EUT was switched on and allowed to warm up to its normal operating condition.</li> <li>The test was carried out at the selected frequency points obtained from the EUT characterisation. Maximization of the emissions, was carried out by rotating the EUT, changing the antenna polarization, and adjusting the antenna height in the following manner: <ol style="list-style-type: none"> <li>Vertical or horizontal polarisation (whichever gave the higher emission level over a full rotation of the EUT) was chosen.</li> <li>The EUT was then rotated to the direction that gave the maximum emission.</li> <li>Finally, the antenna height was adjusted to the height that gave the maximum emission.</li> </ol> </li> <li>An average measurement was then made for that frequency point.</li> <li>Steps 2 and 3 were repeated for the next frequency point, until all selected frequency points were measured.</li> </ol>
------------------	--

**Remark** The EUT was scanned up to 40GHz. Both horizontal and vertical polarities were investigated. The results show only the worst case.

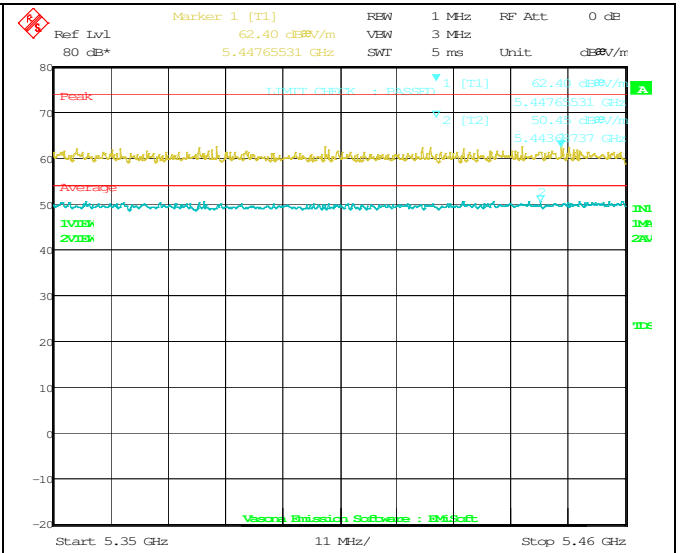
**Result**  Pass  Fail

**Test Data**  Yes (See below)  N/A  
**Test Plot**  Yes (See below)  N/A  
**Test was done by Gary Chou at 3m Chamber.**

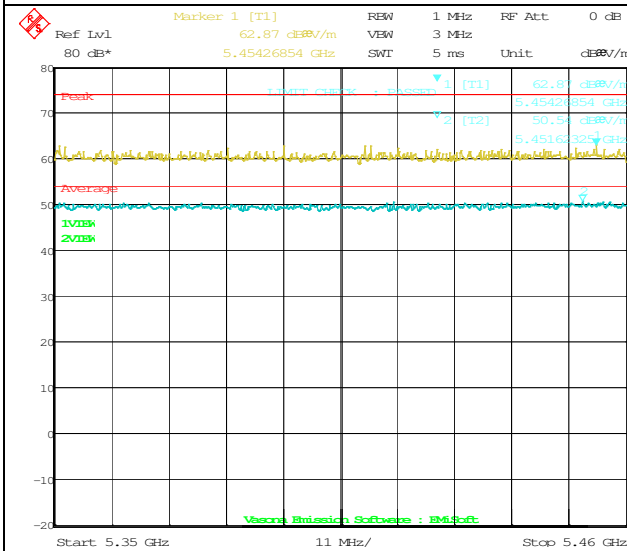
**Radiated Restricted band and Band Edge Measurement Plots:**



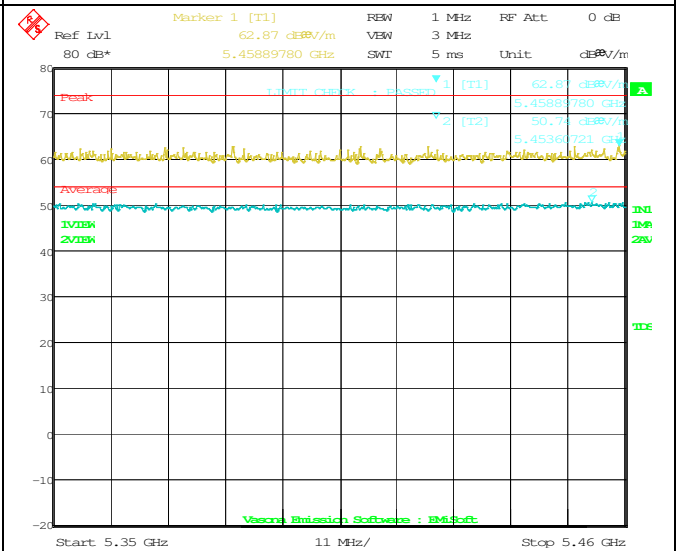
**802.11a 5320M(5350-5460MHz)**



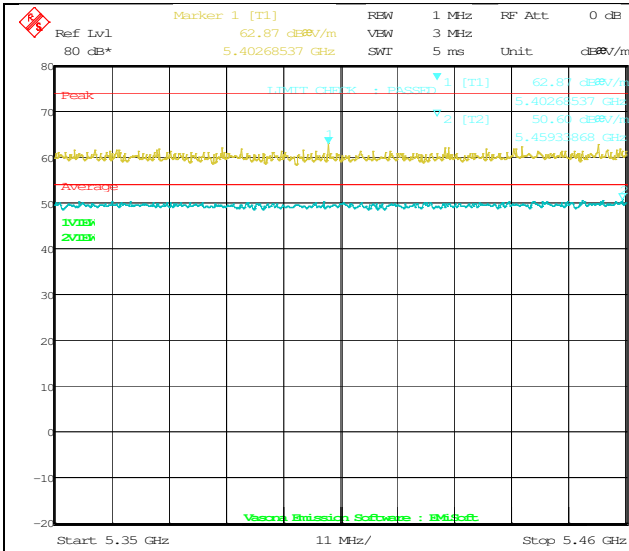
**802.11n-HT20 5320M(5350-5460MHz)**



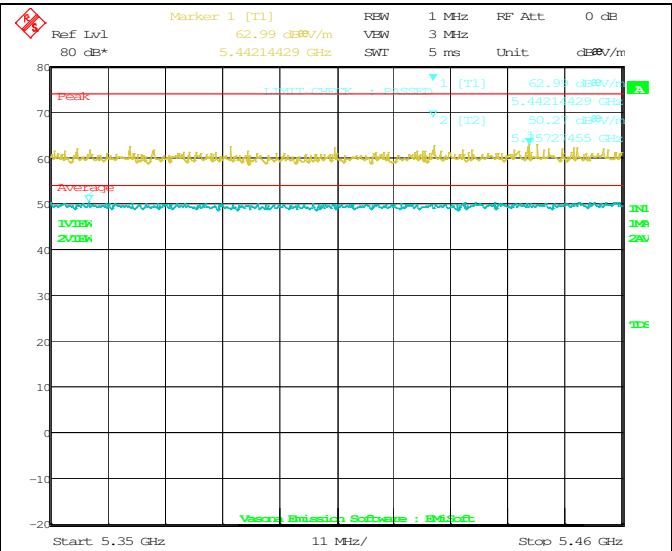
**802.11n-HT40 5310M(5350-5460MHz)**



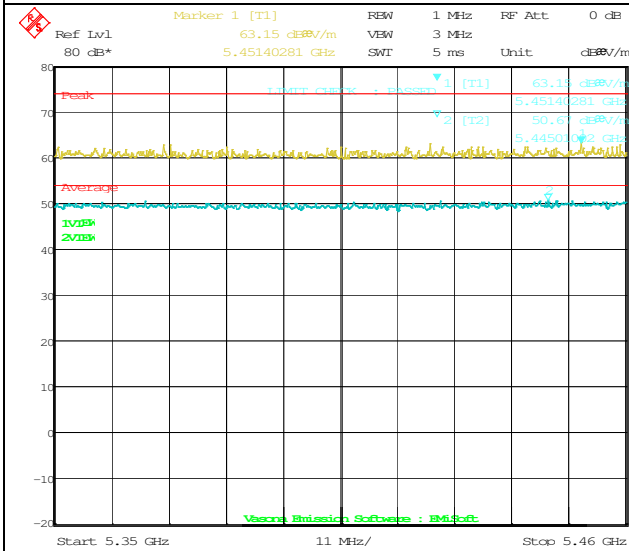
**802.11ac 5290M(5350-5460MHz)**



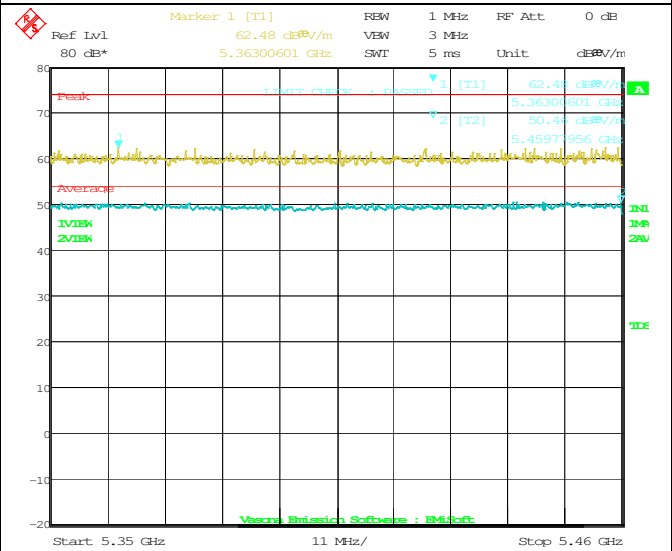
**802.11a 5500M(5350-5460MHz)**



**802.11n-HT20 5500M(5350-5460MHz)**



**802.11n-HT40 5510M(5350-5460MHz)**



**802.11ac 5530M(5350-5460MHz)**

## Radiated Emission Test Results (Above 1GHz)

W53 band:

Above 1GHz-40GHz – 802.11a – 5260MHz

Frequency MHz	Raw dBuV	Cable Loss	AF dB	Level dBuV/m	Measurement Type	Pol	Hgt cm	Azt Deg	Limit dBuV/m	Margin dB	Pass /Fail
6005.02	35.46	10.49	14.58	60.52	Peak Max	H	155	25	74	-13.48	Pass
4209.27	37.55	9.02	14.84	61.42	Peak Max	H	187	279	74	-12.59	Pass
2073.44	40.56	4.35	14.77	59.67	Peak Max	V	219	196	74	-14.33	Pass
6005.02	24.2	10.49	14.58	49.26	Average Max	H	155	25	54	-4.74	Pass
4209.27	25.68	9.02	14.84	49.54	Average Max	H	187	279	54	-4.46	Pass
2073.44	28.34	4.35	14.77	47.46	Average Max	V	219	196	54	-6.54	Pass

Above 1GHz-40GHz – 802.11a – 5280MHz

Frequency MHz	Raw dBuV	Cable Loss	AF dB	Level dBuV/m	Measurement Type	Pol	Hgt cm	Azt Deg	Limit dBuV/m	Margin dB	Pass /Fail
4082.86	38.08	8.71	15.38	62.17	Peak Max	H	183	158	74	-11.83	Pass
6013.57	35.3	10.5	14.56	60.36	Peak Max	V	213	336	74	-13.64	Pass
2188.73	40.53	4.42	14.41	59.36	Peak Max	H	187	215	74	-14.64	Pass
<b>4082.86</b>	<b>25.95</b>	<b>8.71</b>	<b>15.38</b>	<b>50.05</b>	<b>Average Max</b>	<b>H</b>	<b>183</b>	<b>158</b>	<b>54</b>	<b>-3.96</b>	<b>Pass*</b>
6013.57	24.25	10.5	14.56	49.3	Average Max	V	213	336	54	-4.7	Pass
2188.73	27.58	4.42	14.41	46.42	Average Max	H	187	215	54	-7.58	Pass

Above 1GHz-40GHz – 802.11a – 5320MHz

Frequency MHz	Raw dBuV	Cable Loss	AF dB	Level dBuV/m	Measurement Type	Pol	Hgt cm	Azt Deg	Limit dBuV/m	Margin dB	Pass /Fail
1966.33	27.77	4.26	14.74	46.77	Average Max	V	184	24	54	-7.23	Pass
1966.33	39.7	4.26	14.74	58.7	Peak Max	V	184	24	74	-15.3	Pass
<b>4157.41</b>	<b>25.8</b>	<b>8.9</b>	<b>15.06</b>	<b>49.76</b>	<b>Average Max</b>	<b>H</b>	<b>128</b>	<b>173</b>	<b>54</b>	<b>-4.24</b>	<b>Pass*</b>
4157.41	37.59	8.9	15.06	61.55	Peak Max	H	128	173	74	-12.45	Pass
6133.68	24.61	10.65	14.27	49.53	Average Max	V	117	215	54	-4.47	Pass
6133.68	36.26	10.65	14.27	61.18	Peak Max	V	117	215	74	-12.82	Pass

Pass\*: The margin is within the measurement uncertainty.

**Above 1GHz-40GHz – 802.11n-20M – 5260MHz**

Frequency MHz	Raw dBuV	Cable Loss	AF dB	Level dBuV/m	Measurement Type	Pol	Hgt cm	Azt Deg	Limit dBuV/m	Margin dB	Pass /Fail
4079.36	37.9	8.7	15.4	62	Peak Max	V	158	183	74	-12.00	Pass
6143.25	36.22	10.66	14.24	61.12	Peak Max	V	148	135	74	-12.88	Pass
2125.01	39.03	4.39	14.61	58.02	Peak Max	V	208	301	74	-15.98	Pass
<b>4079.36</b>	<b>25.89</b>	<b>8.7</b>	<b>15.4</b>	<b>50</b>	<b>Average Max</b>	<b>V</b>	<b>158</b>	<b>183</b>	<b>54</b>	<b>-4.01</b>	<b>Pass*</b>
6143.25	24.78	10.66	14.24	49.68	Average Max	V	148	135	54	-4.32	Pass
2125.01	27.82	4.39	14.61	46.82	Average Max	V	208	301	54	-7.19	Pass

**Above 1GHz-40GHz – 802.11n-20M – 5280MHz**

Frequency MHz	Raw dBuV	Cable Loss	AF dB	Level dBuV/m	Measurement Type	Pol	Hgt cm	Azt Deg	Limit dBuV/m	Margin dB	Pass /Fail
4059.39	37.14	8.65	15.49	61.27	Peak Max	V	179	354	74	-12.73	Pass
6024.22	36.5	10.51	14.53	61.55	Peak Max	V	166	13	74	-12.45	Pass
1987.19	39.13	4.27	14.9	58.31	Peak Max	H	150	329	74	-15.69	Pass
<b>4059.395</b>	<b>25.6</b>	<b>8.65</b>	<b>15.49</b>	<b>49.74</b>	<b>Average Max</b>	<b>V</b>	<b>179</b>	<b>354</b>	<b>54</b>	<b>-4.26</b>	<b>Pass*</b>
6024.22	24.33	10.51	14.53	49.37	Average Max	V	166	13	54	-4.63	Pass
1987.19	28.13	4.27	14.9	47.3	Average Max	H	150	329	54	-6.7	Pass

**Above 1GHz-40GHz – 802.11n-20M – 5320MHz**

Frequency MHz	Raw dBuV	Cable Loss	AF dB	Level dBuV/m	Measurement Type	Pol	Hgt cm	Azt Deg	Limit dBuV/m	Margin dB	Pass /Fail
6005.02	35.46	10.49	14.58	60.52	Peak Max	H	155	25	74	-13.48	Pass
4209.27	37.55	9.02	14.84	61.42	Peak Max	H	187	279	74	-12.59	Pass
2073.44	40.56	4.35	14.77	59.67	Peak Max	V	219	196	74	-14.33	Pass
6005.02	24.2	10.49	14.58	49.26	Average Max	H	155	25	54	-4.74	Pass
4209.27	25.68	9.02	14.84	49.54	Average Max	H	187	279	54	-4.46	Pass
2073.44	28.34	4.35	14.77	47.46	Average Max	V	219	196	54	-6.54	Pass

Pass\*: The margin is within the measurement uncertainty.



**Above 1GHz-40GHz – 802.11n-40M – 5270MHz**

Frequency MHz	Raw dBuV	Cable Loss	AF dB	Level dBuV/m	Measurement Type	Pol	Hgt cm	Azt Deg	Limit dBuV/m	Margin dB	Pass /Fail
4228.72	37.05	9.07	14.76	60.88	Peak Max	H	150	0	74	-13.12	Pass
6121.83	37	10.63	14.29	61.93	Peak Max	H	229	128	74	-12.07	Pass
2073.80	39.99	4.35	14.76	59.11	Peak Max	V	123	79	74	-14.9	Pass
4228.72	25.68	9.07	14.76	49.51	Average Max	H	150	0	54	-4.49	Pass
6121.83	24.54	10.63	14.29	49.47	Average Max	H	229	128	54	-4.53	Pass
2073.80	28.27	4.35	14.76	47.39	Average Max	V	123	79	54	-6.62	Pass

**Above 1GHz-40GHz – 802.11n-40M – 5310MHz**

Frequency MHz	Raw dBuV	Cable Loss	AF dB	Level dBuV/m	Measurement Type	Pol	Hgt cm	Azt Deg	Limit dBuV/m	Margin dB	Pass /Fail
4049.18	37.35	8.63	15.53	61.5	Peak Max	H	192	338	74	-12.5	Pass
6069.21	36.13	10.57	14.42	61.12	Peak Max	V	144	12	74	-12.88	Pass
2177.61	39.68	4.42	14.45	58.54	Peak Max	V	166	219	74	-15.46	Pass
<b>4049.18</b>	<b>25.59</b>	<b>8.63</b>	<b>15.53</b>	<b>49.75</b>	<b>Average Max</b>	<b>H</b>	<b>192</b>	<b>338</b>	<b>54</b>	<b>-4.25</b>	<b>Pass*</b>
6069.21	24.41	10.57	14.42	49.4	Average Max	V	144	12	54	-4.60	Pass
2177.61	27.8	4.42	14.45	46.66	Average Max	V	166	219	54	-7.34	Pass

**Above 1GHz-40GHz – 802.11ac-80M – 5290MHz**

Frequency MHz	Raw dBuV	Cable Loss	AF dB	Level dBuV/m	Measurement Type	Pol	Hgt cm	Azt Deg	Limit dBuV/m	Margin dB	Pass /Fail
4083.07	38.03	8.71	15.38	62.13	Peak Max	H	166	154	74	-11.88	Pass
6069.48	35.99	10.57	14.42	60.98	Peak Max	H	160	218	74	-13.02	Pass
1085.15	42.51	3.48	13.06	59.05	Peak Max	V	225	359	74	-14.95	Pass
<b>4083.07</b>	<b>25.98</b>	<b>8.71</b>	<b>15.38</b>	<b>50.08</b>	<b>Average Max</b>	<b>H</b>	<b>166</b>	<b>154</b>	<b>54</b>	<b>-3.92</b>	<b>Pass*</b>
6069.48	24.41	10.57	14.42	49.4	Average Max	H	160	218	54	-4.60	Pass
1085.152	30.77	3.48	13.06	47.32	Average Max	V	225	359	54	-6.68	Pass

Pass\*: The margin is within the measurement uncertainty.

**W56 band:**

**Above 1GHz-40GHz – 802.11a – 5500MHz**

Frequency MHz	Raw dBuV	Cable Loss	AF dB	Level dBuV/m	Measurement Type	Pol	Hgt cm	Azt Deg	Limit dBuV/m	Margin dB	Pass /Fail
4228.72	37.05	9.07	14.76	60.88	Peak Max	H	150	0	74	-13.12	Pass
6121.83	37	10.63	14.29	61.93	Peak Max	H	229	128	74	-12.07	Pass
2073.80	39.99	4.35	14.76	59.11	Peak Max	V	123	79	74	-14.9	Pass
4228.72	25.68	9.07	14.76	49.51	Average Max	H	150	0	54	-4.49	Pass
6121.83	24.54	10.63	14.29	49.47	Average Max	H	229	128	54	-4.53	Pass
2073.80	28.27	4.35	14.76	47.39	Average Max	V	123	79	54	-6.62	Pass

**Above 1GHz-40GHz – 802.11a – 5580MHz**

Frequency MHz	Raw dBuV	Cable Loss	AF dB	Level dBuV/m	Measurement Type	Pol	Hgt cm	Azt Deg	Limit dBuV/m	Margin dB	Pass /Fail
6216.69	36	10.75	14.07	60.82	Peak Max	H	183	22	74	-13.18	Pass
4008.65	38.13	8.52	15.71	62.36	Peak Max	H	145	20	74	-11.64	Pass
2082.07	40.07	4.35	14.74	59.16	Peak Max	H	116	240	74	-14.84	Pass
6216.69	24.56	10.75	14.07	49.38	Average Max	H	183	22	54	-4.62	Pass
<b>4008.65</b>	<b>25.69</b>	<b>8.52</b>	<b>15.71</b>	<b>49.92</b>	<b>Average Max</b>	<b>H</b>	<b>145</b>	<b>20</b>	<b>54</b>	<b>-4.08</b>	<b>Pass*</b>
2082.07	28.42	4.35	14.74	47.52	Average Max	H	116	240	54	-6.49	Pass

**Above 1GHz-40GHz – 802.11a – 5700MHz**

Frequency MHz	Raw dBuV	Cable Loss	AF dB	Level dBuV/m	Measurement Type	Pol	Hgt cm	Azt Deg	Limit dBuV/m	Margin dB	Pass /Fail
4080.84	37.34	8.71	15.39	61.44	Peak Max	H	248	286	74	-12.56	Pass
6271.47	36.11	10.82	13.94	60.86	Peak Max	V	168	263	74	-13.14	Pass
2030.83	39.89	4.31	14.9	59.1	Peak Max	V	131	87	74	-14.9	Pass
<b>4080.84</b>	<b>25.8</b>	<b>8.71</b>	<b>15.39</b>	<b>49.9</b>	<b>Average Max</b>	<b>H</b>	<b>248</b>	<b>286</b>	<b>54</b>	<b>-4.10</b>	<b>Pass*</b>
6271.47	24.46	10.82	13.94	49.22	Average Max	V	168	263	54	-4.78	Pass
2030.83	28.34	4.31	14.9	47.55	Average Max	V	131	87	54	-6.45	Pass

Pass\*: The margin is within the measurement uncertainty.

**Above 1GHz-40GHz – 802.11n-20M – 5500MHz**

Frequency MHz	Raw dBuV	Cable Loss	AF dB	Level dBuV/m	Measurement Type	Pol	Hgt cm	Azt Deg	Limit dBuV/m	Margin dB	Pass /Fail
6119.48	36.11	10.63	14.3	61.04	Peak Max	V	163	262	74	-12.96	Pass
4250.49	37.38	9.12	14.67	61.17	Peak Max	H	154	255	74	-12.83	Pass
2007.57	41.39	4.29	14.98	60.65	Peak Max	V	168	337	74	-13.35	Pass
6119.48	24.5	10.63	14.3	49.43	Average Max	V	163	262	54	-4.57	Pass
4250.49	25.78	9.12	14.67	49.57	Average Max	H	154	255	54	-4.43	Pass
2007.57	28.28	4.29	14.98	47.54	Average Max	V	168	337	54	-6.46	Pass

**Above 1GHz-40GHz – 802.11n-20M – 5580MHz**

Frequency MHz	Raw dBuV	Cable Loss	AF dB	Level dBuV/m	Measurement Type	Pol	Hgt cm	Azt Deg	Limit dBuV/m	Margin dB	Pass /Fail
4251.23	37.82	9.13	14.66	61.61	Peak Max	V	201	71	74	-12.4	Pass
6227.9025	36.49	10.76	14.04	61.3	Peak Max	V	168	246	74	-12.7	Pass
2043.0825	40.68	4.32	14.86	59.87	Peak Max	H	111	51	74	-14.14	Pass
<b>4251.23</b>	<b>26.14</b>	<b>9.13</b>	<b>14.66</b>	<b>49.93</b>	<b>Average Max</b>	<b>V</b>	<b>201</b>	<b>71</b>	<b>54</b>	<b>-4.07</b>	<b>Pass*</b>
6227.9025	24.71	10.76	14.04	49.51	Average Max	V	168	246	54	-4.49	Pass
2043.0825	29.67	4.32	14.86	48.85	Average Max	H	111	51	54	-5.15	Pass

**Above 1GHz-40GHz – 802.11n-20M – 5700MHz**

Frequency MHz	Raw dBuV	Cable Loss	AF dB	Level dBuV/m	Measurement Type	Pol	Hgt cm	Azt Deg	Limit dBuV/m	Margin dB	Pass /Fail
4167.84	37.14	8.92	15.02	61.08	Peak Max	V	198	84	74	-12.92	Pass
6229.13	36.39	10.77	14.04	61.19	Peak Max	V	234	137	74	-12.81	Pass
2063.29	39.06	4.34	14.8	58.19	Peak Max	H	216	292	74	-15.81	Pass
4167.84	25.68	8.92	15.02	49.62	Average Max	V	198	84	54	-4.38	Pass
6229.13	24.43	10.77	14.04	49.24	Average Max	V	234	137	54	-4.76	Pass
2063.29	28.09	4.34	14.8	47.23	Average Max	H	216	292	54	-6.77	Pass

Pass\*: The margin is within the measurement uncertainty.

**Above 1GHz-40GHz – 802.11n-40M – 5510MHz**

Frequency MHz	Raw dBuV	Cable Loss	AF dB	Level dBuV/m	Measurement Type	Pol	Hgt cm	Azt Deg	Limit dBuV/m	Margin dB	Pass /Fail
4090.55	38.09	8.73	15.35	62.17	Peak Max	V	162	8	74	-11.83	Pass
6165.73	36.15	10.69	14.19	61.02	Peak Max	H	239	77	74	-12.98	Pass
2010.16	40.12	4.29	14.97	59.37	Peak Max	H	126	49	74	-14.63	Pass
<b>4090.55</b>	<b>26.09</b>	<b>8.73</b>	<b>15.35</b>	<b>50.17</b>	<b>Average Max</b>	<b>V</b>	<b>162</b>	<b>8</b>	<b>54</b>	<b>-3.83</b>	<b>Pass*</b>
6165.73	24.58	10.69	14.19	49.46	Average Max	H	239	77	54	-4.55	Pass
2010.16	28.19	4.29	14.97	47.44	Average Max	H	126	49	54	-6.56	Pass

**Above 1GHz-40GHz – 802.11n-40M – 5550MHz**

Frequency MHz	Raw dBuV	Cable Loss	AF dB	Level dBuV/m	Measurement Type	Pol	Hgt cm	Azt Deg	Limit dBuV/m	Margin dB	Pass /Fail
4260.82	37.03	9.15	14.62	60.8	Peak Max	V	176	266	74	-13.2	Pass
6151.50	36.45	10.67	14.22	61.34	Peak Max	V	181	354	74	-12.66	Pass
2062.55	39.97	4.34	14.8	59.11	Peak Max	H	184	136	74	-14.89	Pass
4260.82	25.2	9.15	14.62	48.97	Average Max	V	176	266	54	-5.03	Pass
6151.50	24.6	10.67	14.22	49.49	Average Max	V	181	354	54	-4.51	Pass
2062.55	28.11	4.34	14.8	47.25	Average Max	H	184	136	54	-6.76	Pass

**Above 1GHz-40GHz – 802.11n-40M – 5670MHz**

Frequency MHz	Raw dBuV	Cable Loss	AF dB	Level dBuV/m	Measurement Type	Pol	Hgt cm	Azt Deg	Limit dBuV/m	Margin dB	Pass /Fail
4092.81	36.89	8.74	15.34	60.97	Peak Max	V	168	62	74	-13.03	Pass
6131.33	36.15	10.65	14.27	61.07	Peak Max	V	161	320	74	-12.93	Pass
2018.52	39.83	4.3	14.94	59.07	Peak Max	H	172	350	74	-14.94	Pass
<b>4092.81</b>	<b>25.63</b>	<b>8.74</b>	<b>15.34</b>	<b>49.71</b>	<b>Average Max</b>	<b>V</b>	<b>168</b>	<b>62</b>	<b>54</b>	<b>-4.29</b>	<b>Pass*</b>
6131.33	24.6	10.65	14.27	49.52	Average Max	V	161	320	54	-4.48	Pass
2018.52	28.1	4.3	14.94	47.33	Average Max	H	172	350	54	-6.67	Pass

Pass\*: The margin is within the measurement uncertainty.

**Above 1GHz-40GHz – 802.11ac-80M – 5530MHz**

Frequency MHz	Raw dBuV	Cable Loss	AF dB	Level dBuV/m	Measurement Type	Pol	Hgt cm	Azt Deg	Limit dBuV/m	Margin dB	Pass /Fail
4030.06	37.74	8.58	15.62	61.94	Peak Max	H	114	338	74	-12.06	Pass
6184.82	36.13	10.71	14.14	60.99	Peak Max	V	209	155	74	-13.01	Pass
1987.29	39.55	4.27	14.9	58.73	Peak Max	V	201	195	74	-15.28	Pass
<b>4030.06</b>	<b>25.61</b>	<b>8.58</b>	<b>15.62</b>	<b>49.8</b>	<b>Average Max</b>	<b>H</b>	<b>114</b>	<b>338</b>	<b>54</b>	<b>-4.20</b>	<b>Pass*</b>
6184.82	24.35	10.71	14.14	49.21	Average Max	V	209	155	54	-4.79	Pass
1987.29	28.09	4.27	14.9	47.27	Average Max	V	201	195	54	-6.73	Pass

**Above 1GHz-40GHz – 802.11ac-80M – 5610MHz**

Frequency MHz	Raw dBuV	Cable Loss	AF dB	Level dBuV/m	Measurement Type	Pol	Hgt cm	Azt Deg	Limit dBuV/m	Margin dB	Pass /Fail
4028.42	37.12	8.57	15.62	61.32	Peak Max	V	121	270	74	-12.68	Pass
6204.50	36.06	10.74	14.1	60.89	Peak Max	V	199	47	74	-13.11	Pass
2009.69	40.48	4.29	14.97	59.73	Peak Max	V	183	3	74	-14.27	Pass
<b>4028.42</b>	<b>25.72</b>	<b>8.57</b>	<b>15.62</b>	<b>49.91</b>	<b>Average Max</b>	<b>V</b>	<b>121</b>	<b>270</b>	<b>54</b>	<b>-4.09</b>	<b>Pass*</b>
6204.50	24.78	10.74	14.1	49.61	Average Max	V	199	47	54	-4.39	Pass
2009.69	28.35	4.29	14.97	47.6	Average Max	V	183	3	54	-6.40	Pass

**Above 1GHz - 40GHz- Collocation testing (2.4GHz WLAN & 5GHz WLAN on the main-board transmitting simultaneously)**
















Frequency MHz	Raw dBuV	Cable Loss	AF dB	Level dBuV/m	Measurement Type	Pol	Hgt cm	Azt Deg	Limit dBuV/m	Margin dB	Pass /Fail
6119.48	36.11	10.63	14.3	61.04	Peak Max	V	163	262	74	-12.96	Pass
4250.49	37.38	9.12	14.67	61.17	Peak Max	H	154	255	74	-12.83	Pass
2007.57	41.39	4.29	14.98	60.65	Peak Max	V	168	337	74	-13.35	Pass
6119.48	24.5	10.63	14.3	49.43	Average Max	V	163	262	54	-4.57	Pass
4250.49	25.78	9.12	14.67	49.57	Average Max	H	154	255	54	-4.43	Pass
2007.57	28.28	4.29	14.98	47.54	Average Max	V	168	337	54	-6.46	Pass








Pass\*: The margin is within the measurement uncertainty.

## Annex A. TEST INSTRUMENT

Instrument	Model	Manufacturer	Serial #	Cal Date	Cal Cycle	Cal Due	In use
<b>Conducted Emissions</b>							
R & S Receiver	ESIB 40	Rohde & Schwarz	100179	06/08/2016	1 Year	06/08/2017	<input checked="" type="checkbox"/>
CHASE LISN (9k-30MHz)	MN2050B	Chase	1018	08/16/2016	1 Year	08/16/2017	<input checked="" type="checkbox"/>
<b>Radiated Emissions</b>							
R & S Receiver	ESIB 40	Rohde & Schwarz	100179	06/08/2016	1 Year	06/08/2017	<input checked="" type="checkbox"/>
Spectrum Analyzer	N9010A	Keysight	10SL0219	08/02/2016	1 Year	08/02/2017	<input checked="" type="checkbox"/>
Pre-Amplifier (1-26.5GHz)	8449B	Hewlett Packard	3008A00715	03/30/2016	1 Year	03/30/2017	<input checked="" type="checkbox"/>
Preamplifier (100KHz-7GHz)	LPA-6-30	RF Bay, Inc.	11140711	02/10/2016	1 Year	02/10/2017	<input checked="" type="checkbox"/>
ETS-Lingren Loop Antenna	6512	ETS-Lingren	00049120	07/14/2016	1 Year	07/14/2017	<input type="checkbox"/>
Bi-Log antenna (30MHz~2GHz)	JB1	Sunol Sciences	A030702	07/08/2016	1 Year	07/08/2017	<input checked="" type="checkbox"/>
Horn Antenna (1-26.5GHz)	3115	EMCO	10SL0059	08/11/2016	1 Year	08/11/2017	<input checked="" type="checkbox"/>
3 Meters SAC	3M	ETS-Lingren	N/A	06/09/2016	1 Year	06/09/2017	<input checked="" type="checkbox"/>
10 Meters SAC	10M	ETS-Lingren	N/A	07/06/2016	1 Year	07/06/2017	<input checked="" type="checkbox"/>
<b>RF Conducted Measurement</b>							
Spectrum Analyzer	N9010A	Keysight	10SL0219	08/02/2016	1 Year	08/02/2017	<input checked="" type="checkbox"/>
RF Cable	FXC-0B1F0B-24	Applied Interconnect	NSN	N/A	N/A	N/A	<input checked="" type="checkbox"/>
Attenuator - 10dB (SMA)	50HF-010 SMA	JFW Industries, Inc	803	N/A	N/A	N/A	<input checked="" type="checkbox"/>
USB RF Power Sensor	7002-006	ETS-Lingren	10SL0190	09/03/2015	1 Year	09/03/2016	<input type="checkbox"/>

## Annex B. SIEMIC Accreditation

Accreditations	Document	Scope / Remark
ISO 17025 (A2LA)		Please see the documents for the detailed scope
ISO Guide 65 (A2LA)		Please see the documents for the detailed scope
TCB Designation		A1, A2, A3, A4, B1, B2, B3, B4, C
FCC DoC Accreditation		FCC Declaration of Conformity Accreditation
FCC Site Registration		3 meter site
FCC Site Registration		10 meter site
IC Site Registration		3 meter site
IC Site Registration		10 meter site
EU NB		<b>Radio &amp; Telecommunications Terminal Equipment:</b> EN45001 – EN ISO/IEC 17025
		<b>Electromagnetic Compatibility:</b> EN45001 – EN ISO/IEC 17025
Singapore iDA CB(Certification Body)		Phase I, Phase II
Vietnam MIC CAB Accreditation		Please see the document for the detailed scope
Hong Kong OFCA		<b>(Phase II)</b> OFCA Foreign Certification Body for Radio and Telecom
		<b>(Phase I)</b> Conformity Assessment Body for Radio and Telecom
Industry Canada CAB		<b>Radio:</b> Scope A – All Radio Standard Specification in Category I
		<b>Telecom:</b> CS-03 Part I, II, V, VI, VII, VIII

Japan Recognized Certification Body Designation		<p><b>Radio:</b> A1. Terminal equipment for purpose of calling</p> <p><b>Telecom:</b> B1. Specified radio equipment specified in Article 38-2, Paragraph 1, Item 1 of the Radio Law</p>
Korea CAB Accreditation		<p><b>EMI:</b> KCC Notice 2008-39, RRL Notice 2008-3: CA Procedures for EMI KN22: Test Method for EMI</p> <p><b>EMS:</b> KCC Notice 2008-38, RRL Notice 2008-4: CA Procedures for EMS KN24, KN61000-4-2, -4-3, -4-4, -4-5, -4-6, -4-8, -4-11: Test Method for EMS</p>
		<p><b>Radio:</b> RRL Notice 2008-26, RRL Notice 2008-2, RRL Notice 2008-10, RRL Notice 2007-49, RRL Notice 2007-20, RRL Notice 2007-21, RRL Notice 2007-80, RRL Notice 2004-68</p> <p><b>Telecom:</b> President Notice 20664, RRL Notice 2007-30, RRL Notice 2008-7 with attachments 1, 3, 5, 6; President Notice 20664, RRL Notice 2008-7 with attachment 4</p>
Taiwan NCC CAB Recognition		LP0002, PSTN01, ADSL01, ID0002, IS6100, CNS14336, PLMN07, PLMN01, PLMN08
Taiwan BSMI CAB Recognition		CNS 13438
Japan VCCI		R-3083: Radiation 3 meter site
		<p>C-3421: Main Ports Conducted Interference Measurement</p> <p>T-1597: Telecommunication Ports Conducted Interference Measurement</p>
Australia CAB Recognition		<p><b>EMC:</b> AS/NZS CISPR 11, AS/NZS CISPR 14.1, AS/NZS CISPR22, AS/NZS 61000.6.3, AS/NZS 61000.6.4</p>
		<p><b>Radio communications:</b> AS/NZS 4281, AS/NZS 4268, AS/NZS 4280.1, AS/NZS 4280.2, AS/NZS 4295, AS/NZS 4582, AS/NZS 4583, AS/NZS 4769.1, AS/NZS 4769.2, AS/NZS 4770, AS/NZS 4771</p> <p><b>Telecommunications:</b> AS/ACIF S002:05, AS/ACIF S003:06, AS/ACIF S004:06 AS/ACIF S006:01, AS/ACIF S016:01, AS/ACIF S031:01, AS/ACIF S038:01, AS/ACIF S040:01, AS/ACIF S041:05, AS/ACIF S043.2:06, AS/ACIF S60950.1</p>
Australia NATA Recognition		AS/ACIF S002, AS/ACIF S003, AS/ACIF S004, AS/ACIF S006, AS/ACIF S016, AS/ACIF S031, AS/ACIF S038, AS/ACIF S040, AS/ACIF S041, AS/ACIF S043.2