## 14.7 EUT Open Case View



## 14.8 Antennas Top View



## 14.9 Antennas Side View



## 14.10 PCB Board Location View



## 14.11 Main Board Top View




## 14.12 Main Board Rear View



## 14.13 Main Board Shielding off View

## 14.14 Cable Modem Board Top View

## 14.15 Cable Modem Board Rear View



## 14.16 Power Supply Board Top View



## 14.17 Power Supply Board Rear View



## 14.18 BIAS-T PCB (Power and RF Splitter) Board Top View



## 14.19 AC Adapter View

**--- END OF REPORT ---**