




RADIO TEST REPORT

FCC ID : S9GT350C
Equipment : Access point
Brand Name : RUCKUS
Model Name : T350c
Applicant : Ruckus Wireless Inc.
350 W. Java Dr., Sunnyvale CA 94089 USA
Manufacturer : Ruckus Wireless Inc.
350 W. Java Dr., Sunnyvale CA 94089 USA
Standard : 47 CFR FCC Part 15.407

The product was received on Dec. 28, 2020, and testing was started from Dec. 30, 2020 and completed on Feb. 04, 2021. We, Sporton International Inc. Hsinchu Laboratory, would like to declare that the tested sample has been evaluated in accordance with the procedures given in ANSI C63.10-2013 and shown compliance with the applicable technical standards.

The test results in this report apply exclusively to the tested model / sample. Without written approval of Sporton International Inc. Hsinchu Laboratory, the test report shall not be reproduced except in full.



Approved by: Sam Chen

Sporton International Inc. Hsinchu Laboratory
No.8, Ln. 724, Bo'ai St., Zhubei City, Hsinchu County 302010, Taiwan (R.O.C.)



Table of Contents

History of this test report.....3

Summary of Test Result.....4

1 General Description5

1.1 Information.....5

1.2 Applicable Standards8

1.3 Testing Location Information.....8

1.4 Measurement Uncertainty8

2 Test Configuration of EUT.....9

2.1 Test Channel Mode9

2.2 The Worst Case Measurement Configuration.....11

2.3 EUT Operation during Test12

2.4 Accessories12

2.5 Support Equipment.....13

2.6 Test Setup Diagram14

3 Transmitter Test Result16

3.1 AC Power-line Conducted Emissions16

3.2 Emission Bandwidth.....18

3.3 Maximum Conducted Output Power19

3.4 Peak Power Spectral Density.....21

3.5 Unwanted Emissions.....24

4 Test Equipment and Calibration Data28

Appendix A. Test Results of AC Power-line Conducted Emissions

Appendix B. Test Results of Emission Bandwidth

Appendix C. Test Results of Maximum Conducted Output Power

Appendix D. Test Results of Peak Power Spectral Density

Appendix E. Test Results of Unwanted Emissions

Appendix F. Test Results of Radiated Emission Co-location

Appendix G. Test Photos

Photographs of EUT v01



Summary of Test Result

Report Clause	Ref Std. Clause	Test Items	Result (PASS/FAIL)	Remark
1.1.2	15.203	Antenna Requirement	PASS	-
3.1	15.207	AC Power-line Conducted Emissions	PASS	-
3.2	15.407(a)	Emission Bandwidth	PASS	-
3.3	15.407(a)	Maximum Conducted Output Power	PASS	-
3.4	15.407(a)	Peak Power Spectral Density	PASS	-
3.5	15.407(b)	Unwanted Emissions	PASS	-

Declaration of Conformity:

The test results with all measurement uncertainty excluded are presented in accordance with the regulation limits or requirements declared by manufacturers.

Comments and Explanations:

The declared of product specification for EUT presented in the report are provided by the manufacturer, and the manufacturer takes all the responsibilities for the accuracy of product specification.

Reviewed by: Sam Chen

Report Producer: Vicky Huang



1 General Description

1.1 Information

1.1.1 RF General Information

Frequency Range (MHz)	IEEE Std. 802.11	Ch. Frequency (MHz)	Channel Number
5150-5250	a, n (HT20), ac (VHT20), ax (HEW20)	5180-5240	36-48 [4]
5250-5350		5260-5320	52-64 [4]
5470-5725		5500-5720	100-144 [12]
5725-5850		5745-5825	149-165 [5]
5150-5250	n (HT40), ac (VHT40), ax (HEW40)	5190-5230	38-46 [2]
5250-5350		5270-5310	54-62 [2]
5470-5725		5510-5710	102-142 [6]
5725-5850		5755-5795	151-159 [2]
5150-5250	ac (VHT80), ax (HEW80)	5210	42 [1]
5250-5350		5290	58 [1]
5470-5725		5530-5690	106-138 [3]
5725-5850		5775	155 [1]

Band	Mode	BWch (MHz)	Nant
5.15-5.25GHz	802.11a	20	2TX
5.15-5.25GHz	802.11n HT20	20	2TX
5.15-5.25GHz	802.11ac VHT20	20	2TX
5.15-5.25GHz	802.11ax HEW20	20	2TX
5.15-5.25GHz	802.11n HT40	40	2TX
5.15-5.25GHz	802.11ac VHT40	40	2TX
5.15-5.25GHz	802.11ax HEW40	40	2TX
5.15-5.25GHz	802.11ac VHT 80	80	2TX
5.15-5.25GHz	802.11ax HEW80	80	2TX
5.25-5.35GHz	802.11a	20	2TX
5.25-5.35GHz	802.11n HT20	20	2TX
5.25-5.35GHz	802.11ac VHT20	20	2TX
5.25-5.35GHz	802.11ax HEW20	20	2TX
5.25-5.35GHz	802.11n HT40	40	2TX
5.25-5.35GHz	802.11ac VHT40	40	2TX
5.25-5.35GHz	802.11ax HEW40	40	2TX



Band	Mode	BWch (MHz)	Nant
5.25-5.35GHz	802.11ac VHT 80	80	2TX
5.25-5.35GHz	802.11ax HEW80	80	2TX
5.47-5.725GHz	802.11a	20	2TX
5.47-5.725GHz	802.11n HT20	20	2TX
5.47-5.725GHz	802.11ac VHT20	20	2TX
5.47-5.725GHz	802.11ax HEW20	20	2TX
5.47-5.725GHz	802.11n HT40	40	2TX
5.47-5.725GHz	802.11ac VHT40	40	2TX
5.47-5.725GHz	802.11ax HEW40	40	2TX
5.47-5.725GHz	802.11ac VHT 80	80	2TX
5.47-5.725GHz	802.11ax HEW80	80	2TX
5.725-5.85GHz	802.11a	20	2TX
5.725-5.85GHz	802.11n HT20	20	2TX
5.725-5.85GHz	802.11ac VHT20	20	2TX
5.725-5.85GHz	802.11ax HEW20	20	2TX
5.725-5.85GHz	802.11n HT40	40	2TX
5.725-5.85GHz	802.11ac VHT40	40	2TX
5.725-5.85GHz	802.11ax HEW40	40	2TX
5.725-5.85GHz	802.11ac VHT 80	80	2TX
5.725-5.85GHz	802.11ax HEW80	80	2TX

Note:

- ♦ 11a, HT20 and HT40 use a combination of OFDM-BPSK, QPSK, 16QAM, 64QAM modulation.
- ♦ VHT20, VHT40, VHT80 use a combination of OFDM-BPSK, QPSK, 16QAM, 64QAM, 256QAM modulation.
- ♦ HEW20, HEW40, HEW80 use a combination of OFDMA-BPSK, QPSK, 16QAM, 64QAM, 256QAM, 1024QAM modulation.
- ♦ BWch is the nominal channel bandwidth.



1.1.2 Antenna Information

Ant.	Port	Brand	Model Name	Antenna Type	Connector	Gain (dBi)	
						WLAN 2.4GHz	WLAN 5GHz
1	1	RUCKUS	Corzar / Izar (Vertical)	PCB	I-PEX	2.4	3.2
2	2	RUCKUS	Procyon (Horizontal)	PCB	I-PEX	2.1	3.2

Note: The above information was declared by manufacturer.

For WLAN 2.4GHz Function:

For IEEE 802.11b/g/n/VHT/ax (2TX/2RX):

Port 1 and Port 2 can be used as transmitting/receiving antenna.

Port 1 and Port 2 could transmit/receive simultaneously.

For WLAN 5GHz Function:

For IEEE 802.11a/n/ac/ax (2TX/2RX):

Port 1 and Port 2 can be used as transmitting/receiving antenna.

Port 1 and Port 2 could transmit/receive simultaneously.

1.1.3 Mode Test Duty Cycle

Mode	DC	DCF(dB)	T(s)	VBW(Hz) ≥ 1/T
802.11a	0.989	0.05	n/a (DC>=0.98)	n/a (DC>=0.98)
802.11ax HEW20	0.99	0.04	n/a (DC>=0.98)	n/a (DC>=0.98)
802.11ax HEW40	0.987	0.06	n/a (DC>=0.98)	n/a (DC>=0.98)
802.11ax HEW80	0.985	0.07	n/a (DC>=0.98)	n/a (DC>=0.98)

Note:

- ◆ DC is Duty Cycle.
- ◆ DCF is Duty Cycle Factor.

1.1.4 EUT Operational Condition

EUT Power Type	From PoE			
Beamforming Function	<input type="checkbox"/>	With beamforming	<input checked="" type="checkbox"/>	Without beamforming
Weather Band	<input checked="" type="checkbox"/>	With 5600~5650MHz	<input type="checkbox"/>	Without 5600~5650MHz
Function	<input checked="" type="checkbox"/>	Outdoor P2M	<input type="checkbox"/>	Indoor P2M
	<input type="checkbox"/>	Fixed P2P	<input type="checkbox"/>	Client
TPC Function	<input checked="" type="checkbox"/>	With TPC	<input type="checkbox"/>	Without TPC
Test Software Version	PuTTY (Release 0.62)			

Note: The above information was declared by manufacturer.



1.2 Applicable Standards

According to the specifications of the manufacturer, the EUT must comply with the requirements of the following standards:

- ♦ 47 CFR FCC Part 15
- ♦ ANSI C63.10-2013
- ♦ FCC KDB 789033 D02 v02r01

The following reference test guidance is not within the scope of accreditation of TAF.

- ♦ FCC KDB 662911 D01 v02r01
- ♦ FCC KDB 412172 D01 v01r01
- ♦ FCC KDB 414788 D01 v01r01

1.3 Testing Location Information

Testing Location Information	
Test Lab. : Sporton International Inc. Hsinchu Laboratory	
Hsinchu (TAF: 3787)	ADD: No.8, Ln. 724, Bo'ai St., Zhubei City, Hsinchu County 302010, Taiwan (R.O.C.) TEL: 886-3-656-9065 FAX: 886-3-656-9085 Test site Designation No. TW0006 with FCC. Test site registered number IC 4086D with Industry Canada.

Test Condition	Test Site No.	Test Engineer	Test Environment (°C / %)	Test Date
RF Conducted	TH01-CB	Nyle Chang	18.6-19.2 / 65-67	Jan. 06, 2021~ Jan. 29, 2021
Radiated (For Co-location test)	03CH04-CB	Cola Fan	22.2-22.6 / 60-62	Jan. 28, 2021
Radiated (For below 1GHz)	03CH05-CB	Cola Fan	21.5-22.5 / 54-57	Jan. 27, 2021
Radiated (For Above 1GHz)	03CH06-CB	Cola Fan	20.4-21.4 / 55-57	Dec. 30, 2020~ Jan. 29, 2021
AC Conduction	CO01-CB	Ryo Fan	22~23 / 60~62	Feb. 04, 2021

1.4 Measurement Uncertainty

ISO/IEC 17025 requires that an estimate of the measurement uncertainties associated with the emissions test results be included in the report. The measurement uncertainties given below are based on a 95% confidence level (based on a coverage factor (k=2))

Test Items	Uncertainty	Remark
Conducted Emission (150kHz ~ 30MHz)	2.0 dB	Confidence levels of 95%
Radiated Emission (9kHz ~ 30MHz)	3.8 dB	Confidence levels of 95%
Radiated Emission (30MHz ~ 1,000MHz)	5.6 dB	Confidence levels of 95%
Radiated Emission (1GHz ~ 18GHz)	5.0 dB	Confidence levels of 95%
Radiated Emission (18GHz ~ 40GHz)	4.9 dB	Confidence levels of 95%
Conducted Emission	2.8 dB	Confidence levels of 95%
Output Power Measurement	1.4 dB	Confidence levels of 95%
Power Density Measurement	2.8 dB	Confidence levels of 95%
Bandwidth Measurement	0.4%	Confidence levels of 95%



2 Test Configuration of EUT

2.1 Test Channel Mode

Mode	Power Setting
802.11a_Nss1,(6Mbps)_2TX	-
5180MHz	46
5200MHz	46
5240MHz	46
5260MHz	42
5300MHz	41
5320MHz	41
5500MHz	41
5580MHz	43
5700MHz	42
5720MHz Straddle 5.47-5.725GHz	41
5720MHz Straddle 5.725-5.85GHz	41
5745MHz	46
5785MHz	46
5825MHz	46
802.11ax HEW20_Nss1,(MCS0)_2TX	-
5180MHz	46
5200MHz	46
5240MHz	46
5260MHz	43
5300MHz	42
5320MHz	42
5500MHz	43
5580MHz	44
5700MHz	43
5720MHz Straddle 5.47-5.725GHz	43
5720MHz Straddle 5.725-5.85GHz	43
5745MHz	46
5785MHz	46
5825MHz	46
802.11ax HEW40_Nss1,(MCS0)_2TX	-
5190MHz	42
5230MHz	45
5270MHz	40
5310MHz	40
5510MHz	40



Mode	Power Setting
5550MHz	41
5670MHz	41
5710MHz Straddle 5.47-5.725GHz	42
5710MHz Straddle 5.725-5.85GHz	42
5755MHz	45
5795MHz	46
802.11ax HEW80_Nss1,(MCS0)_2TX	-
5210MHz	40
5290MHz	40
5530MHz	39
5610MHz	42
5690MHz Straddle 5.47-5.725GHz	42
5690MHz Straddle 5.725-5.85GHz	42
5775MHz	46

Note:

- ♦ Evaluated HEW20/HEW40/HEW80 mode only, due to similar modulation. The power setting of HT20/HT40/VHT20/VHT40/VHT80 mode are the same or lower than HEW20/HEW40/HEW80.



2.2 The Worst Case Measurement Configuration

The Worst Case Mode for Following Conformance Tests	
Tests Item	AC power-line conducted emissions
Condition	AC power-line conducted measurement for line and neutral
Operating Mode	CTX
1	WLAN 2.4GHz + PoE
2	WLAN 5GHz + PoE
For operating mode 2 is the worst case and it was record in this test report.	

The Worst Case Mode for Following Conformance Tests	
Tests Item	Emission Bandwidth Maximum Conducted Output Power Peak Power Spectral Density Unwanted Emissions
Test Condition	Conducted measurement at transmit chains

The Worst Case Mode for Following Conformance Tests	
Tests Item	Unwanted Emissions
Test Condition	Radiated measurement If EUT consist of multiple antenna assembly (multiple antenna are used in EUT regardless of spatial multiplexing MIMO configuration), the radiated test should be performed with highest antenna gain of each antenna type.
Operating Mode < 1GHz	CTX
The EUT was performed at Y axis and Z axis position for Unwanted Emissions above 1GHz, and the worst case was found at 2.4GHz Y axis position and 5GHz Z axis position.	
1	WLAN 2.4GHz + Place EUT in Y axis + PoE
2	WLAN 5GHz + Place EUT in Z axis + PoE
For operating mode 1 is the worst case and it was record in this test report.	
Operating Mode > 1GHz	CTX
The EUT was performed at Y axis and Z axis position. The worst case was found at Z axis, thus the measurement will follow this same test configuration.	



The Worst Case Mode for Following Conformance Tests	
Tests Item	Simultaneous Transmission Analysis - Radiated Emission Co-location
Test Condition	Radiated measurement
Operating Mode	Normal Link
The EUT can be placed in Y axis and Z axis. EUT Y axis has been evaluated to be the worst case at Unwanted Emissions above 1GHz; thus, the measurement will follow this same test configuration.	
1	WLAN 2.4GHz + WLAN 5GHz + Place EUT in Y axis
Refer to Appendix F for Radiated Emission Co-location.	

The Worst Case Mode for Following Conformance Tests	
Tests Item	Simultaneous Transmission Analysis - Co-location RF Exposure Evaluation
Operating Mode	
1	WLAN 2.4GHz + WLAN 5GHz
Refer to Sporton Test Report No.: FA091815-01 for Co-location RF Exposure Evaluation.	

Note: The PoE is for measurement only, would not be marketed.

The PoE information as below:

Support Unit	Brand Holder	Model Name
PoE	RUCKUS	GRT-480125A (740-64284-001)

2.3 EUT Operation during Test

CTX Mode:

The EUT was programmed to be in continuously transmitting mode.

For Normal Link Mode:

During the test, the EUT operation to normal function.

2.4 Accessories

N/A



2.5 Support Equipment

For AC Conduction:

Support Equipment				
No.	Equipment	Brand Name	Model Name	FCC ID
A	LAN NB	DELL	E6430	N/A
B	PoE	RUCKUS	GRT-480125A (740-64284-001)	N/A

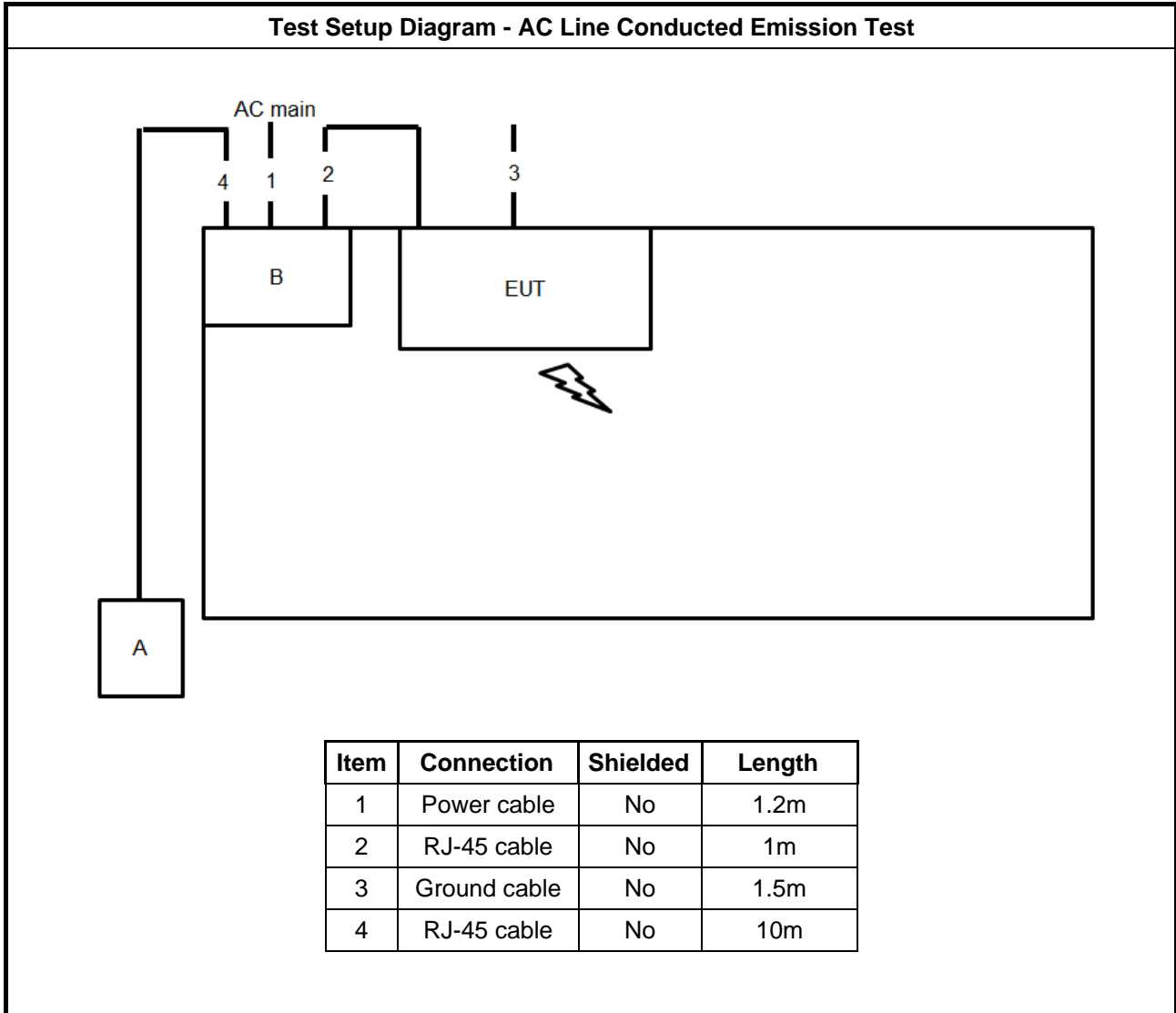
For Radiated:

Support Equipment				
No.	Equipment	Brand Name	Model Name	FCC ID
A	PoE	RUCKUS	GRT-480125A (740-62484-001)	N/A
B	LAN NB	DELL	E4300	N/A

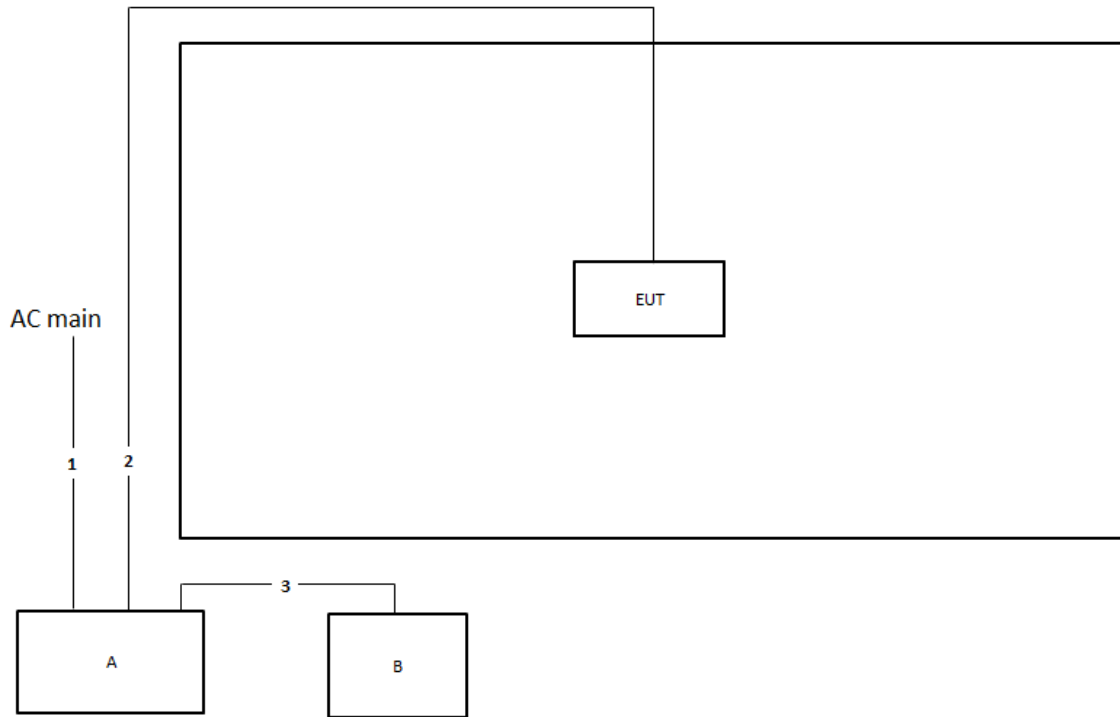
For RF Conducted:

Support Equipment				
No.	Equipment	Brand Name	Model Name	FCC ID
A	LAN NB	DELL	E4300	N/A
B	PoE	RUCKUS	GRT-480125A (740-62484-001)	N/A

2.6 Test Setup Diagram



Test Setup Diagram - Radiated Test



Item	Connection	Shielded	Length
1	Power cable	No	1.2m
2	RJ-45 cable	No	10m
3	RJ-45 cable	No	1.5m



3 Transmitter Test Result

3.1 AC Power-line Conducted Emissions

3.1.1 AC Power-line Conducted Emissions Limit

AC Power-line Conducted Emissions Limit		
Frequency Emission (MHz)	Quasi-Peak	Average
0.15-0.5	66 - 56 *	56 - 46 *
0.5-5	56	46
5-30	60	50

Note 1: * Decreases with the logarithm of the frequency.

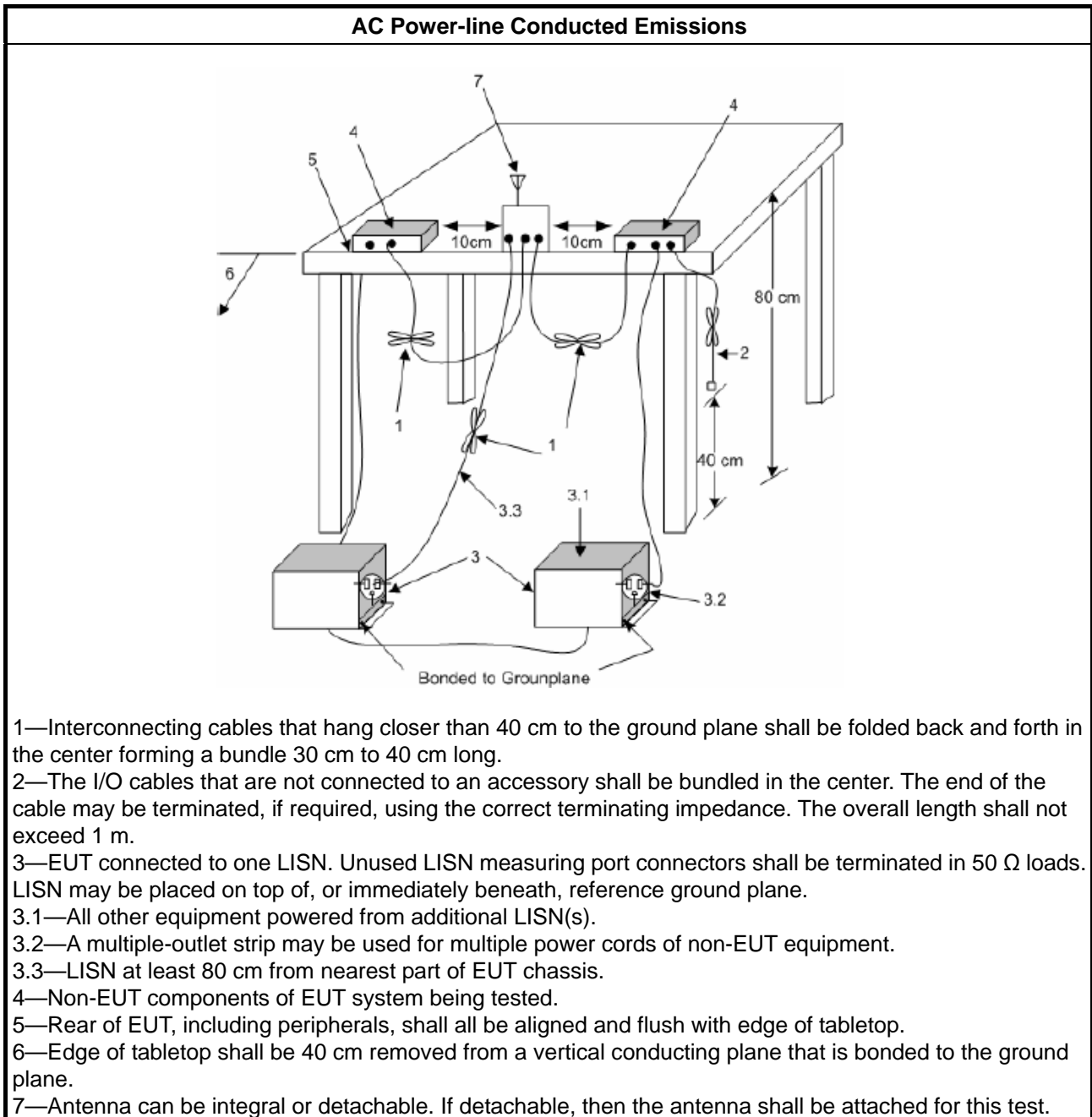
3.1.2 Measuring Instruments

Refer a test equipment and calibration data table in this test report.

3.1.3 Test Procedures

Test Method
<input checked="" type="checkbox"/> Refer as ANSI C63.10-2013, clause 6.2 for AC power-line conducted emissions.

3.1.4 Test Setup



3.1.5 Measurement Results Calculation

The measured Level is calculated using:

- a. Corrected Reading: LISN Factor (LISN) + Attenuator (AT/AUX) + Cable Loss (CL) + Read Level (Raw) = Level
- b. Margin = -Limit + Level

3.1.6 Test Result of AC Power-line Conducted Emissions

Refer as Appendix A

3.2 Emission Bandwidth

3.2.1 Emission Bandwidth Limit

Emission Bandwidth Limit	
UNII Devices	
<input checked="" type="checkbox"/>	For the 5.15-5.25 GHz band, N/A
<input checked="" type="checkbox"/>	For the 5.25-5.35 GHz band, the maximum conducted output power shall not exceed the lesser of 250 mW or 11 dBm + 10 log B, where B is the 26 dB emission bandwidth in MHz.
<input checked="" type="checkbox"/>	For the 5.47-5.725 GHz band, the maximum conducted output power shall not exceed the lesser of 250 mW or 11 dBm + 10 log B, where B is the 26 dB emission bandwidth in MHz.
<input checked="" type="checkbox"/>	For the 5.725-5.85 GHz band, 6 dB emission bandwidth ≥ 500kHz.
LE-LAN Devices	
<input type="checkbox"/>	For the band 5.15-5.25 GHz, the maximum e.i.r.p. shall not exceed 200 mW or 10 + 10 log B, dBm, whichever power is less. B is the 99% emission bandwidth in MHz.
<input type="checkbox"/>	For the 5.25-5.35 GHz band, the maximum e.i.r.p. shall not exceed 1.0 W or 17 + 10 log B, dBm, whichever power is less. B is the 99% emission bandwidth in MHz
<input type="checkbox"/>	For the 5.47-5.6 GHz band and 5.65-5.725 GHz band, the maximum e.i.r.p. shall not exceed 1.0 W or 17 + 10 log B, dBm, whichever power is less. B is the 99% emission bandwidth in MHz
<input type="checkbox"/>	For the 5.725-5.85 GHz band, 6 dB emission bandwidth ≥ 500kHz.

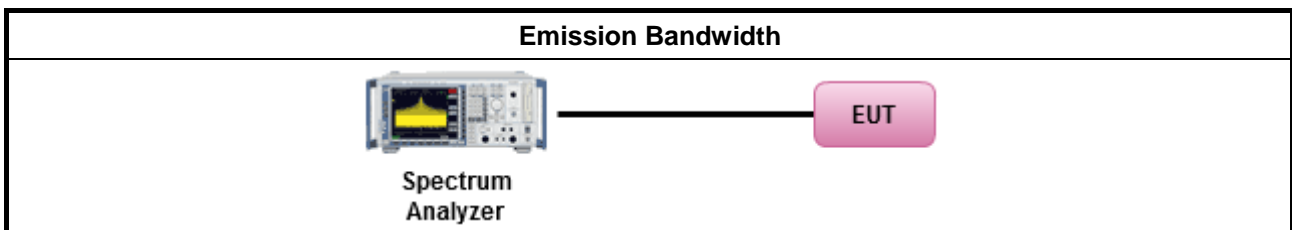
3.2.2 Measuring Instruments

Refer a test equipment and calibration data table in this test report.

3.2.3 Test Procedures

Test Method							
<ul style="list-style-type: none"> ▪ For the emission bandwidth shall be measured using one of the options below: <table border="1" style="width: 100%; border-collapse: collapse;"> <tr> <td style="width: 20px;"><input checked="" type="checkbox"/></td> <td>Refer as FCC KDB 789033, clause C for EBW and clause D for OBW measurement.</td> </tr> <tr> <td><input type="checkbox"/></td> <td>Refer as ANSI C63.10, clause 6.9.1 for occupied bandwidth testing.</td> </tr> <tr> <td><input type="checkbox"/></td> <td>Refer as IC RSS-Gen, clause 4.6 for bandwidth testing.</td> </tr> </table> 		<input checked="" type="checkbox"/>	Refer as FCC KDB 789033, clause C for EBW and clause D for OBW measurement.	<input type="checkbox"/>	Refer as ANSI C63.10, clause 6.9.1 for occupied bandwidth testing.	<input type="checkbox"/>	Refer as IC RSS-Gen, clause 4.6 for bandwidth testing.
<input checked="" type="checkbox"/>	Refer as FCC KDB 789033, clause C for EBW and clause D for OBW measurement.						
<input type="checkbox"/>	Refer as ANSI C63.10, clause 6.9.1 for occupied bandwidth testing.						
<input type="checkbox"/>	Refer as IC RSS-Gen, clause 4.6 for bandwidth testing.						

3.2.4 Test Setup



3.2.5 Test Result of Emission Bandwidth

Refer as Appendix B



3.3 Maximum Conducted Output Power

3.3.1 Maximum Conducted Output Power Limit

Maximum Conducted Output Power Limit	
UNII Devices	
<input checked="" type="checkbox"/> For the 5.15-5.25 GHz band:	
	<ul style="list-style-type: none"> ▪ Outdoor AP: the maximum conducted output power (P_{Out}) shall not exceed the lesser of 1 W. If $G_{TX} > 6$ dBi, then $P_{Out} = 30 - (G_{TX} - 6)$. e.i.r.p. at any elevation angle above 30 degrees $\leq 125mW$ [21dBm] ▪ Indoor AP: the maximum conducted output power (P_{Out}) shall not exceed the lesser of 1 W. If $G_{TX} > 6$ dBi, then $P_{Out} = 30 - (G_{TX} - 6)$ ▪ Point-to-point AP: the maximum conducted output power (P_{Out}) shall not exceed the lesser of 1 W. If $G_{TX} > 23$ dBi, then $P_{Out} = 30 - (G_{TX} - 23)$. ▪ Mobile or Portable Client: the maximum conducted output power (P_{Out}) shall not exceed the lesser of 250 mW. If $G_{TX} > 6$ dBi, then $P_{Out} = 24 - (G_{TX} - 6)$.
<input checked="" type="checkbox"/> For the 5.25-5.35 GHz band, the maximum conducted output power (P_{Out}) shall not exceed the lesser of 250 mW or $11 \text{ dBm} + 10 \log B$, where B is the 26 dB emission bandwidth in MHz. If $G_{TX} > 6$ dBi, then $P_{Out} = 24 - (G_{TX} - 6)$.	
<input checked="" type="checkbox"/> For the 5.47-5.725 GHz band, the maximum conducted output power (P_{Out}) shall not exceed the lesser of 250 mW or $11 \text{ dBm} + 10 \log B$, where B is the 26 dB emission bandwidth in MHz. If $G_{TX} > 6$ dBi, then $P_{Out} = 24 - (G_{TX} - 6)$.	
<input checked="" type="checkbox"/> For the 5.725-5.85 GHz band:	
	<ul style="list-style-type: none"> ▪ Point-to-multipoint systems (P2M): the maximum conducted output power (P_{Out}) shall not exceed the lesser of 1 W. If $G_{TX} > 6$ dBi, then $P_{Out} = 30 - (G_{TX} - 6)$. ▪ Point-to-point systems (P2P): the maximum conducted output power (P_{Out}) shall not exceed the lesser of 1 W.
LE-LAN Devices	
<input type="checkbox"/> For the 5.15-5.25 GHz band, the maximum e.i.r.p. shall not exceed 200 mW or $10 + 10 \log B$, dBm, whichever power is less. B is the 99% emission bandwidth in MHz.	
<input type="checkbox"/> For the 5.25-5.35 GHz band, the maximum e.i.r.p. shall not exceed 1.0 W or $17 + 10 \log B$, dBm, whichever power is less. B is the 99% emission bandwidth in MHz	
<input type="checkbox"/> For the 5.47-5.6 GHz band and 5.65-5.725 GHz band, the maximum e.i.r.p. shall not exceed 1.0 W or $17 + 10 \log B$, dBm, whichever power is less. B is the 99% emission bandwidth in MHz	
<input type="checkbox"/> For the 5.725-5.85 GHz band:	
	<ul style="list-style-type: none"> ▪ Point-to-multipoint systems (P2M): the maximum conducted output power (P_{Out}) shall not exceed the lesser of 1 W. If $G_{TX} > 6$ dBi, then $P_{Out} = 30 - (G_{TX} - 6)$. ▪ Point-to-point systems (P2P): the maximum conducted output power (P_{Out}) shall not exceed the lesser of 1 W.
P_{Out} = maximum conducted output power in dBm, G_{TX} = the maximum transmitting antenna directional gain in dBi.	

3.3.2 Measuring Instruments

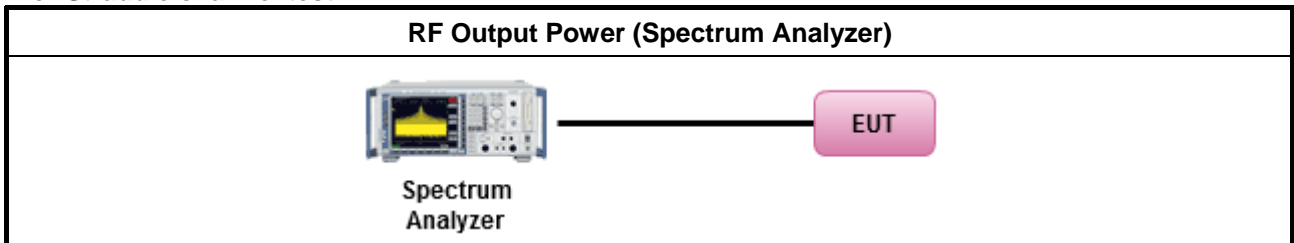
Refer a test equipment and calibration data table in this test report.

3.3.3 Test Procedures


Test Method	
<ul style="list-style-type: none"> Maximum Conducted Output Power 	
Average over on/off periods with duty factor	
<input checked="" type="checkbox"/>	Refer as FCC KDB 789033, clause E Method SA-2 (spectral trace averaging).
<input type="checkbox"/>	Refer as FCC KDB 789033, clause E Method SA-2 Alt. (RMS detection with slow sweep speed)
Wideband RF power meter and average over on/off periods with duty factor	
<input checked="" type="checkbox"/>	Refer as FCC KDB 789033, clause E Method PM-G (using an RF average power meter).
<ul style="list-style-type: none"> For conducted measurement. 	
<ul style="list-style-type: none"> If the EUT supports multiple transmit chains using options given below: Refer as FCC KDB 662911, In-band power measurements. Using the measure-and-sum approach, measured all transmit ports individually. Sum the power (in linear power units e.g., mW) of all ports for each individual sample and save them. 	
<ul style="list-style-type: none"> If multiple transmit chains, EIRP calculation could be following as methods: $P_{total} = P_1 + P_2 + \dots + P_n$ (calculated in linear unit [mW] and transfer to log unit [dBm]) $EIRP_{total} = P_{total} + DG$ 	

3.3.4 Test Setup

For Straddle channel test:



For Other tests:



3.3.5 Test Result of Maximum Conducted Output Power

Refer as Appendix C



3.4 Peak Power Spectral Density

3.4.1 Peak Power Spectral Density Limit

Peak Power Spectral Density Limit	
UNII Devices	
<input checked="" type="checkbox"/>	For the 5.15-5.25 GHz band:
<input type="checkbox"/>	<ul style="list-style-type: none"> ▪ Outdoor AP: the peak power spectral density (PPSD) shall not exceed the lesser of 17dBm/MHz. If $G_{TX} > 6$ dBi, then $P_{Out} = 17 - (G_{TX} - 6)$. ▪ Indoor AP: the peak power spectral density (PPSD) shall not exceed the lesser of 17dBm/MHz. If $G_{TX} > 6$ dBi, then $P_{Out} = 17 - (G_{TX} - 6)$. ▪ Point-to-point AP: the peak power spectral density (PPSD) shall not exceed the lesser of 17dBm/MHz. If $G_{TX} > 23$ dBi, then $P_{Out} = 17 - (G_{TX} - 23)$. ▪ Mobile or Portable Client: the peak power spectral density (PPSD) ≤ 11 dBm/MHz. If $G_{TX} > 6$ dBi, then $PPSD = 11 - (G_{TX} - 6)$.
<input checked="" type="checkbox"/>	For the 5.25-5.35 GHz band, the peak power spectral density (PPSD) ≤ 11 dBm/MHz. If $G_{TX} > 6$ dBi, then $PPSD = 11 - (G_{TX} - 6)$.
<input checked="" type="checkbox"/>	For the 5.47-5.725 GHz band, the peak power spectral density (PPSD) ≤ 11 dBm/MHz. If $G_{TX} > 6$ dBi, then $PPSD = 11 - (G_{TX} - 6)$.
<input checked="" type="checkbox"/>	For the 5.725-5.85 GHz band:
<input type="checkbox"/>	<ul style="list-style-type: none"> ▪ Point-to-multipoint systems (P2M): the peak power spectral density (PPSD) ≤ 30 dBm/500kHz. If $G_{TX} > 6$ dBi, then $PPSD = 30 - (G_{TX} - 6)$. ▪ Point-to-point systems (P2P): the peak power spectral density (PPSD) ≤ 30 dBm/500kHz.
LE-LAN Devices	
<input type="checkbox"/>	For the 5.15-5.25 GHz band, the e.i.r.p. peak power spectral density (PPSD) ≤ 10 dBm/MHz.
<input type="checkbox"/>	For the 5.25-5.35 GHz band, the peak power spectral density (PPSD) ≤ 11 dBm/MHz.
<input type="checkbox"/>	<ul style="list-style-type: none"> ▪ e.i.r.p. greater than 200 mW shall comply with the following e.i.r.p. at different elevations, where θ is the angle above the local horizontal plane (of the Earth) as shown below: -13 dBW/MHz for $0^\circ \leq \theta < 8^\circ$; -13 - 0.716 ($\theta-8$) dBW/MHz for $8^\circ \leq \theta < 40^\circ$ -35.9 - 1.22 ($\theta-40$) dBW/MHz for $40^\circ \leq \theta \leq 45^\circ$; -42 dBW/MHz for $\theta > 45^\circ$
<input type="checkbox"/>	For the 5.47-5.6 GHz band and 5.65-5.725 GHz band, the peak power spectral density (PPSD) ≤ 11 dBm/MHz.
<input type="checkbox"/>	For the 5.725-5.85 GHz band:
<input type="checkbox"/>	<ul style="list-style-type: none"> ▪ Point-to-multipoint systems (P2M): the peak power spectral density (PPSD) ≤ 30 dBm/500kHz. If $G_{TX} > 6$ dBi, then $PPSD = 30 - (G_{TX} - 6)$. ▪ Point-to-point systems (P2P): the peak power spectral density (PPSD) ≤ 30 dBm/500kHz.
<p>PPSD = peak power spectral density that he same method as used to determine the conducted output power shall be used to determine the power spectral density. And power spectral density in dBm/MHz G_{TX} = the maximum transmitting antenna directional gain in dBi.</p>	

3.4.2 Measuring Instruments

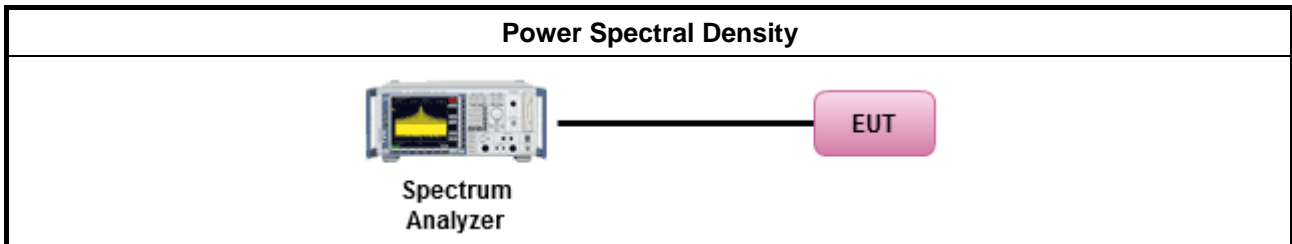
Refer a test equipment and calibration data table in this test report.



3.4.3 Test Procedures

Test Method	
<ul style="list-style-type: none"> ▪ Peak power spectral density procedures that the same method as used to determine the conducted output power shall be used to determine the peak power spectral density and use the peak search function on the spectrum analyzer to find the peak of the spectrum. For the peak power spectral density shall be measured using below options: 	
<input type="checkbox"/>	Refer as FCC KDB 789033, F5) power spectral density can be measured using resolution bandwidths < 1 MHz provided that the results are integrated over 1 MHz bandwidth
[duty cycle ≥ 98% or external video / power trigger]	
<input checked="" type="checkbox"/>	Refer as FCC KDB 789033, clause E Method SA-1 (spectral trace averaging).
<input type="checkbox"/>	Refer as FCC KDB 789033, clause E Method SA-1 Alt. (RMS detection with slow sweep speed)
duty cycle < 98% and average over on/off periods with duty factor	
<input checked="" type="checkbox"/>	Refer as FCC KDB 789033, clause E Method SA-2 (spectral trace averaging).
<input type="checkbox"/>	Refer as FCC KDB 789033, clause E Method SA-2 Alt. (RMS detection with slow sweep speed)
<ul style="list-style-type: none"> ▪ For conducted measurement. 	
<ul style="list-style-type: none"> ▪ If the EUT supports multiple transmit chains using options given below: 	
<input checked="" type="checkbox"/>	Option 1: Measure and sum the spectra across the outputs. Refer as FCC KDB 662911, In-band power spectral density (PSD). Sample all transmit ports simultaneously using a spectrum analyzer for each transmit port. Where the trace bin-by-bin of each transmit port summing can be performed. (i.e., in the first spectral bin of output 1 is summed with that in the first spectral bin of output 2 and that from the first spectral bin of output 3, and so on up to the NTX output to obtain the value for the first frequency bin of the summed spectrum.). Add up the amplitude (power) values for the different transmit chains and use this as the new data trace.
<input type="checkbox"/>	Option 2: Measure and sum spectral maxima across the outputs. With this technique, spectra are measured at each output of the device at the required resolution bandwidth. The maximum value (peak) of each spectrum is determined. These maximum values are then summed mathematically in linear power units across the outputs. These operations shall be performed separately over frequency spans that have different out-of-band or spurious emission limits,
<input type="checkbox"/>	Option 3: Measure and add 10 log(N) dB, where N is the number of transmit chains. Refer as FCC KDB 662911, In-band power spectral density (PSD). Performed at each transmit chains and each transmit chains shall be compared with the limit have been reduced with 10 log(N). Or each transmit chains shall be add 10 log(N) to compared with the limit.
<ul style="list-style-type: none"> ▪ If multiple transmit chains, EIRP PPSD calculation could be following as methods: $PPSD_{total} = PPSD_1 + PPSD_2 + \dots + PPSD_n$ (calculated in linear unit [mW] and transfer to log unit [dBm]) $EIRP_{total} = PPSD_{total} + DG$ 	

3.4.4 Test Setup



3.4.5 Test Result of Peak Power Spectral Density

Refer as Appendix D



3.5 Unwanted Emissions

3.5.1 Transmitter Unwanted Emissions Limit

Unwanted emissions below 1 GHz and restricted band emissions above 1GHz limit			
Frequency Range (MHz)	Field Strength (uV/m)	Field Strength (dBuV/m)	Measure Distance (m)
0.009~0.490	2400/F(kHz)	48.5 - 13.8	300
0.490~1.705	24000/F(kHz)	33.8 - 23	30
1.705~30.0	30	29	30
30~88	100	40	3
88~216	150	43.5	3
216~960	200	46	3
Above 960	500	54	3

Note 1: Test distance for frequencies at or above 30 MHz, measurements may be performed at a distance other than the limit distance provided they are not performed in the near field and the emissions to be measured can be detected by the measurement equipment. When performing measurements at a distance other than that specified, the results shall be extrapolated to the specified distance using an extrapolation factor of 20 dB/decade (inverse of linear distance for field-strength measurements, inverse of linear distance-squared for power-density measurements).

Note 2: Test distance for frequencies at below 30 MHz, measurements may be performed at a distance closer than the EUT limit distance; however, an attempt should be made to avoid making measurements in the near field. When performing measurements below 30 MHz at a closer distance than the limit distance, the results shall be extrapolated to the specified distance by either making measurements at a minimum of two or more distances on at least one radial to determine the proper extrapolation factor or by using the square of an inverse linear distance extrapolation factor (40 dB/decade). The test report shall specify the extrapolation method used to determine compliance of the EUT.

Note 3: Using the distance of 1m during the test for above 18 GHz, and the test value to correct for the distance factor at 3m.

Un-restricted band emissions above 1GHz Limit	
Operating Band	Limit
<input checked="" type="checkbox"/> 5.15 - 5.25 GHz	e.i.r.p. -27 dBm [68.2 dBuV/m@3m]
<input checked="" type="checkbox"/> 5.25 - 5.35 GHz	e.i.r.p. -27 dBm [68.2 dBuV/m@3m]
<input checked="" type="checkbox"/> 5.47 - 5.725 GHz	e.i.r.p. -27 dBm [68.2 dBuV/m@3m]
<input checked="" type="checkbox"/> 5.725 - 5.85 GHz	all emissions shall be limited to a level of -27 dBm/MHz at 75 MHz or more above or below the band edge increasing linearly to 10 dBm/MHz at 25 MHz above or below the band edge, and from 25 MHz above or below the band edge increasing linearly to a level of 15.6 dBm/MHz at 5 MHz above or below the band edge, and from 5 MHz above or below the band edge increasing linearly to a level of 27 dBm/MHz at the band edge.

Note 1: Measurements may be performed at a distance other than the limit distance provided they are not performed in the near field and the emissions to be measured can be detected by the measurement equipment. When performing measurements at a distance other than that specified, the results shall be extrapolated to the specified distance using an extrapolation factor of 20 dB/decade (inverse of



linear distance for field-strength measurements, inverse of linear distance-squared for power-density measurements).

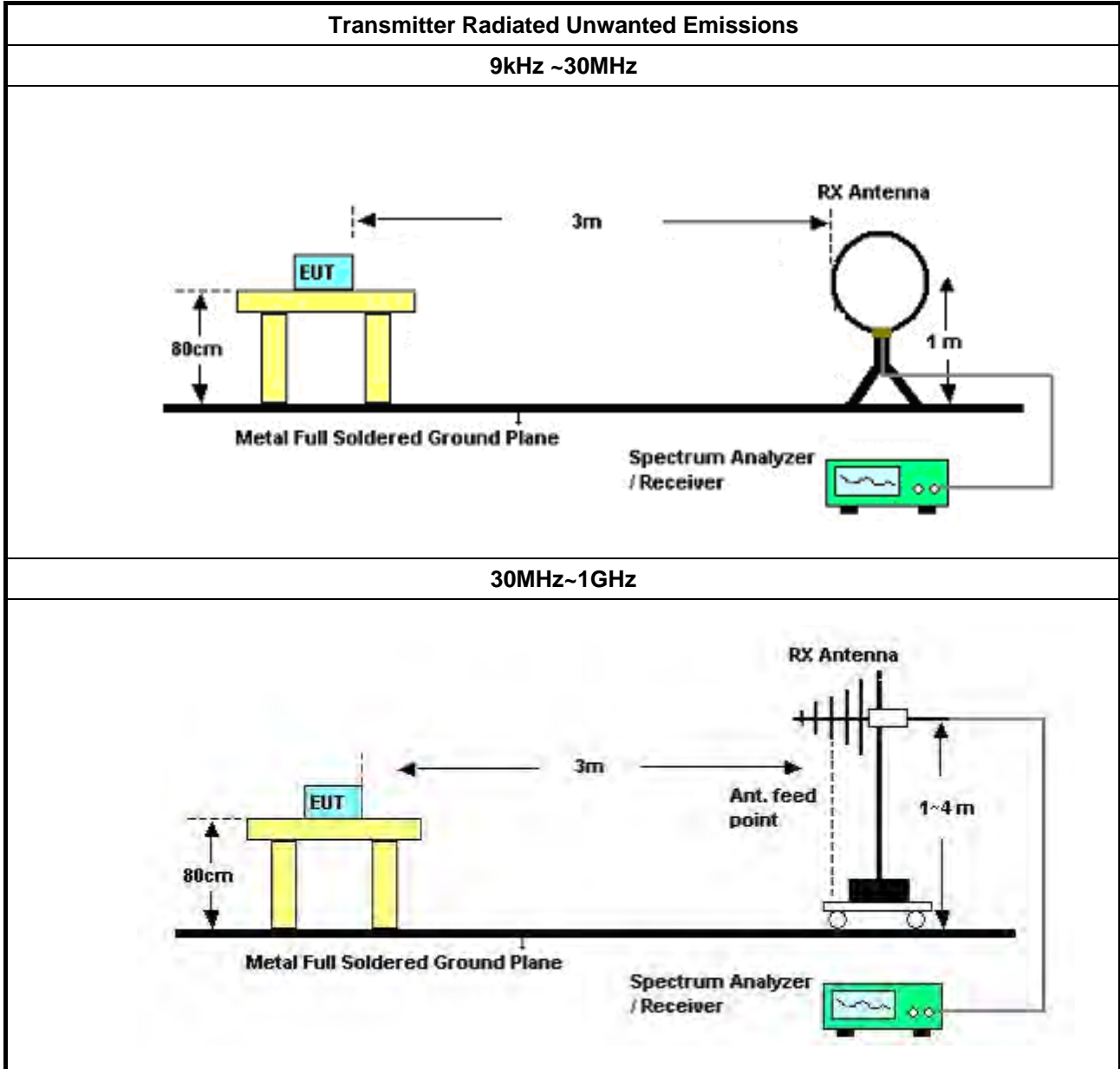
3.5.2 Measuring Instruments

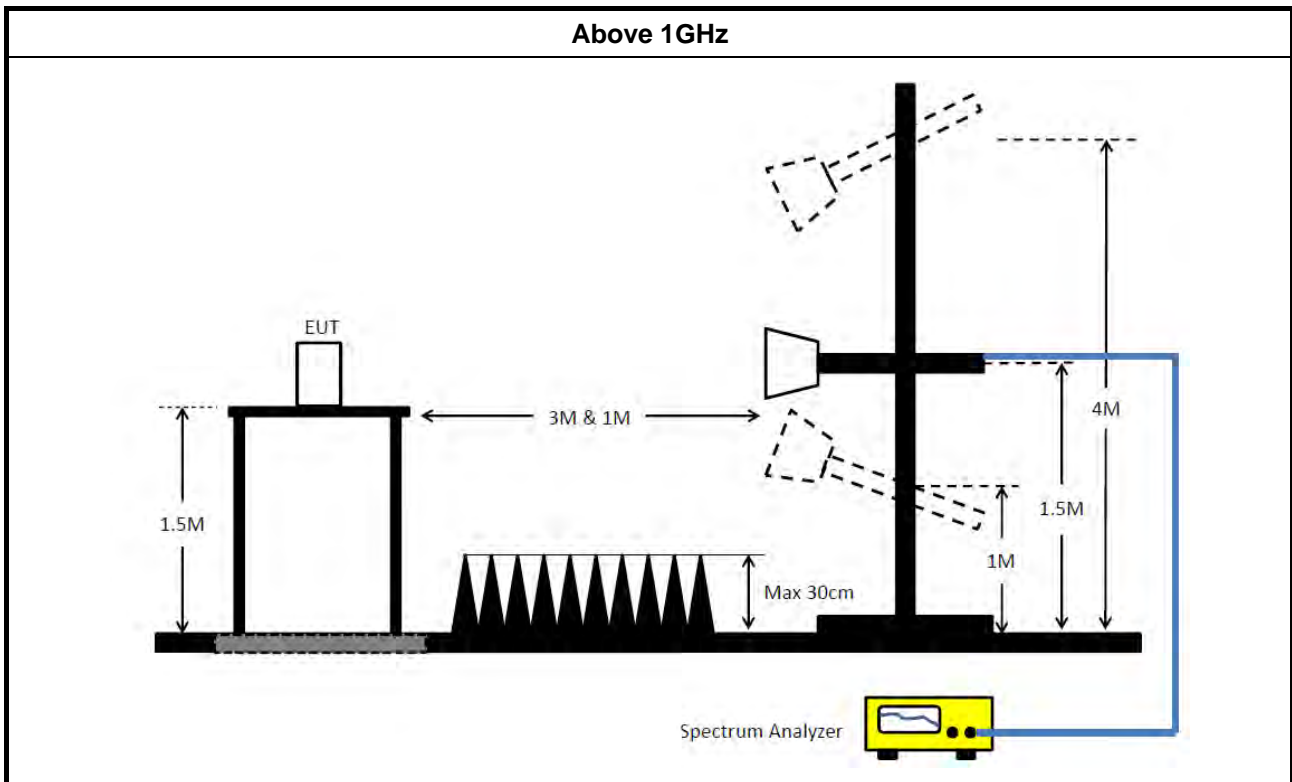
Refer a test equipment and calibration data table in this test report.

3.5.3 Test Procedures

Test Method	
	<ul style="list-style-type: none"> ▪ Measurements may be performed at a distance other than the limit distance provided they are not performed in the near field and the emissions to be measured can be detected by the measurement equipment. Measurements shall not be performed at a distance greater than 30 m for frequencies above 30 MHz, unless it can be further demonstrated that measurements at a distance of 30 m or less are impractical. When performing measurements at a distance other than that specified, the results shall be extrapolated to the specified distance using an extrapolation factor of 20 dB/decade (inverse of linear distance for field-strength measurements, inverse of linear distance-squared for power-density measurements).
	<ul style="list-style-type: none"> ▪ The average emission levels shall be measured in [duty cycle ≥ 98 or duty factor].
	<ul style="list-style-type: none"> ▪ For the transmitter unwanted emissions shall be measured using following options below: <ul style="list-style-type: none"> ▪ Refer as FCC KDB 789033, clause G)2) for unwanted emissions into non-restricted bands. ▪ Refer as FCC KDB 789033, clause G)1) for unwanted emissions into restricted bands. <ul style="list-style-type: none"> <input type="checkbox"/> Refer as FCC KDB 789033, G)6) Method AD (Trace Averaging). <input checked="" type="checkbox"/> Refer as FCC KDB 789033, G)6) Method VB (Reduced VBW). <input type="checkbox"/> Refer as ANSI C63.10, clause 11.12.2.5.3 (Reduced VBW). VBW ≥ 1/T, where T is pulse time. <input type="checkbox"/> Refer as ANSI C63.10, clause 7.5 average value of pulsed emissions. <input checked="" type="checkbox"/> Refer as FCC KDB 789033, clause G)5) measurement procedure peak limit. <input type="checkbox"/> Refer as ANSI C63.10, clause 4.1.4.2.2 measurement procedure peak limit.
	<ul style="list-style-type: none"> ▪ For radiated measurement. <ul style="list-style-type: none"> ▪ Refer as ANSI C63.10, clause 6.4 for radiated emissions below 30 MHz and test distance is 3m. ▪ Refer as ANSI C63.10, clause 6.5 for radiated emissions 30 MHz to 1 GHz and test distance is 3m. ▪ Refer as ANSI C63.10, clause 6.6 for radiated emissions above 1GHz.
	<ul style="list-style-type: none"> ▪ The any unwanted emissions level shall not exceed the fundamental emission level.
	<ul style="list-style-type: none"> ▪ All amplitude of spurious emissions that are attenuated by more than 20 dB below the permissible value has no need to be reported.

3.5.4 Test Setup





3.5.5 Measurement Results Calculation

The measured Level is calculated using:

Corrected Reading: Antenna factor (AF) + Cable loss (CL) + Read level (Raw) - Preamp factor (PA)(if applicable) = Level.

3.5.6 Transmitter Unwanted Emissions (Below 30MHz)

There is a comparison data of both open-field test site and alternative test site - semi-Anechoic chamber according to KDB414788 Radiated Test Site, and the result came out very similar.

All amplitude of spurious emissions that are attenuated by more than 20 dB below the permissible value has no need to be reported.

The radiated emissions were investigated from 9 kHz or the lowest frequency generated within the device, up to the 10th harmonic or 40 GHz, whichever is appropriate.

3.5.7 Test Result of Transmitter Unwanted Emissions

Refer as Appendix E



4 Test Equipment and Calibration Data

Instrument	Brand	Model No.	Serial No.	Characteristics	Calibration Date	Calibration Due Date	Remark
EMI Receiver	Agilent	N9038A	My52260123	9kHz ~ 8.4GHz	Feb. 26, 2020	Feb. 25, 2021	Conduction (CO01-CB)
LISN	F.C.C.	FCC-LISN-50-16-2	04083	150kHz ~ 100MHz	Jan. 06, 2021	Jan. 05, 2022	Conduction (CO01-CB)
LISN	Schwarzbeck	NSLK 8127	8127647	9kHz ~ 30MHz	Feb. 25, 2020	Feb. 24, 2021	Conduction (CO01-CB)
Pulse Limiter	Rohde& Schwarz	ESH3-Z2	100430	9kHz ~ 30MHz	Jan. 30, 2021	Jan. 29, 2022	Conduction (CO01-CB)
COND Cable	Woken	Cable	Low cable-CO01	9kHz ~ 30MHz	May 20, 2020	May 19, 2021	Conduction (CO01-CB)
Software	SPORTON	SENSE	V5.10	-	N.C.R.	N.C.R.	Conduction (CO01-CB)
3m Semi Anechoic Chamber NSA	TDK	SAC-3M	03CH05-CB	30 MHz ~ 1 GHz	Aug. 10, 2020	Aug. 09, 2021	Radiation (03CH05-CB)
Bilog Antenna with 6dB Attenuator	TESEQ & EMCI	CBL 6112D & N-6-06	35236 & AT-N0610	30MHz ~ 2GHz	Mar. 27, 2020	Mar. 26, 2021	Radiation (03CH05-CB)
Pre-Amplifier	EMCI	EMC330N	980331	20MHz ~ 3GHz	Apr. 28, 2020	Apr. 27, 2021	Radiation (03CH05-CB)
Spectrum Analyzer	R&S	FSP40	100304	9kHz ~ 40GHz	Nov. 10, 2020	Nov. 09, 2021	Radiation (03CH05-CB)
EMI Test Receiver	R&S	ESCS	826547/017	9kHz ~ 2.75GHz	May 13, 2020	May 12, 2021	Radiation (03CH05-CB)
RF Cable-low	Woken	RG402	Low Cable-04+23	30MHz~1GHz	Oct. 05, 2020	Oct. 04, 2021	Radiation (03CH05-CB)
Loop Antenna	Teseq	HLA 6120	24155	9kHz - 30 MHz	Apr. 13, 2020	Apr. 12, 2021	Radiation (03CH05-CB)
Test Software	SPORTON	SENSE	V5.10	-	N.C.R.	N.C.R.	Radiation (03CH05-CB)
3m Semi Anechoic Chamber VSWR	TDK	SAC-3M	03CH04-CB	1GHz ~18GHz 3m	Feb. 26, 2020	Feb. 25, 2021	Radiation (03CH04-CB)
Horn Antenna	ETS · Lindgren	3115	00143147	750MHz~18GHz	Oct. 23, 2020	Oct. 22, 2021	Radiation (03CH04-CB)
Horn Antenna	Schwarzbeck	BBHA 9170	BBHA9170252	15GHz ~ 40GHz	Jul. 21, 2020	Jul. 20, 2021	Radiation (03CH04-CB)
Pre-Amplifier	Agilent	83017A	MY53270063	0.5GHz ~ 26.5GHz	Jul. 14, 2020	Jul. 13, 2021	Radiation (03CH04-CB)
Pre-Amplifier	MITEQ	TTA1840-35-H G	1864479	18GHz ~ 40GHz	Jul. 08, 2020	Jul. 07, 2021	Radiation (03CH04-CB)
Signal Analyzer	R&S	FSV40	101904	9kHz ~ 40GHz	May 12, 2020	May 11, 2021	Radiation (03CH04-CB)
RF Cable-high	Woken	RG402	High Cable-21	1GHz - 18GHz	Oct. 05, 2020	Oct. 04, 2021	Radiation (03CH04-CB)



RF Cable-high	Woken	RG402	High Cable-21+67	1GHz - 18GHz	Nov. 05, 2020	Nov. 04, 2021	Radiation (03CH04-CB)
RF Cable-high	Woken	RG402	High Cable-40G#1	18GHz ~ 40 GHz	Jul. 16, 2020	Jul. 15, 2021	Radiation (03CH04-CB)
RF Cable-high	Woken	RG402	High Cable-40G#2	18GHz ~ 40 GHz	Jul. 16, 2020	Jul. 15, 2021	Radiation (03CH04-CB)
Test Software	SPORTON	SENSE	V5.10	-	N.C.R.	N.C.R.	Radiation (03CH04-CB)
3m Semi Anechoic Chamber VSWR	TDK	SAC-3M	03CH06-CB	1GHz ~18GHz 3m	Oct. 02, 2020	Oct. 01, 2021	Radiation (03CH06-CB)
Horn Antenna	SCHWARZBECK	BBHA9120D	BBHA 9120D-1292	1GHz~18GHz	Jul. 22, 2020	Jul. 21, 2021	Radiation (03CH06-CB)
Horn Antenna	Schwarzbeck	BBHA 9170	BBHA9170252	15GHz ~ 40GHz	Jul. 21, 2020	Jul. 20, 2021	Radiation (03CH06-CB)
Pre-Amplifier	Agilent	83017A	MY53270064	0.5GHz ~ 26.5GHz	May 07, 2020	May 06, 2021	Radiation (03CH06-CB)
Pre-Amplifier	MITEQ	TTA1840-35-HG	1864479	18GHz ~ 40GHz	Jul. 08, 2020	Jul. 07, 2021	Radiation (03CH06-CB)
Spectrum analyzer	R&S	FSP40	100080	9kHz~40GHz	Dec. 15, 2020	Dec. 14, 2021	Radiation (03CH06-CB)
RF Cable-high	Woken	RG402	High Cable-05	1GHz~18GHz	Oct. 05, 2020	Oct. 04, 2021	Radiation (03CH06-CB)
RF Cable-high	Woken	RG402	High Cable-05+24	1GHz~18GHz	Oct. 05, 2020	Oct. 04, 2021	Radiation (03CH06-CB)
RF Cable-high	Woken	RG402	High Cable-40G#1	18GHz ~ 40 GHz	Jul. 16, 2020	Jul. 15, 2021	Radiation (03CH06-CB)
RF Cable-high	Woken	RG402	High Cable-40G#2	18GHz ~ 40 GHz	Jul. 16, 2020	Jul. 15, 2021	Radiation (03CH06-CB)
Test Software	SPORTON	SENSE	V5.10	-	N.C.R.	N.C.R.	Radiation (03CH06-CB)
Spectrum analyzer	R&S	FSV40	100979	9kHz~40GHz	May 05, 2020	May 04, 2021	Conducted (TH01-CB)
RF Cable-high	Woken	RG402	High Cable-06	1 GHz – 26.5 GHz	Oct. 05, 2020	Oct. 04, 2021	Conducted (TH01-CB)
RF Cable-high	Woken	RG402	High Cable-07	1 GHz –26.5 GHz	Oct. 05, 2020	Oct. 04, 2021	Conducted (TH01-CB)
RF Cable-high	Woken	RG402	High Cable-08	1 GHz –26.5 GHz	Oct. 05, 2020	Oct. 04, 2021	Conducted (TH01-CB)
RF Cable-high	Woken	RG402	High Cable-09	1 GHz –26.5 GHz	Oct. 05, 2020	Oct. 04, 2021	Conducted (TH01-CB)
RF Cable-high	Woken	RG402	High Cable-10	1 GHz –26.5 GHz	Oct. 05, 2020	Oct. 04, 2021	Conducted (TH01-CB)
RF Cable-high	Woken	RG402	High Cable-30	1 GHz –26.5 GHz	Oct. 05, 2020	Oct. 04, 2021	Conducted (TH01-CB)
Power Sensor	Agilent	E9327A	US40442088	50MHz~18GHz	Feb. 07, 2020	Feb. 06, 2021	Conducted (TH01-CB)



Power Meter	Agilent	E4416A	GB41291199	50MHz~18GHz	Feb. 07, 2020	Feb. 06, 2021	Conducted (TH01-CB)
Test Software	SPORTON	SENSE	V5.10	-	N.C.R.	N.C.R.	Conducted (TH01-CB)

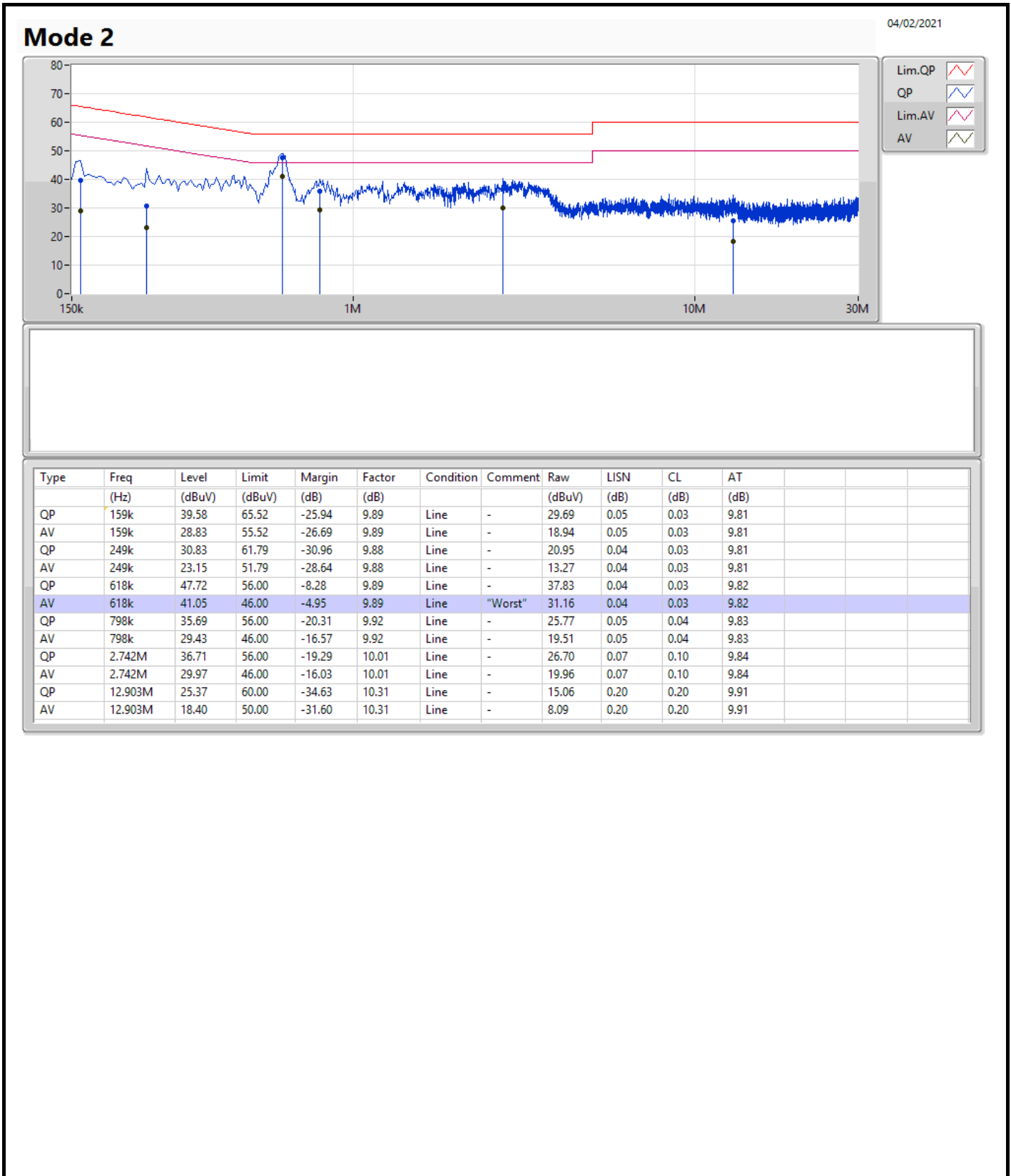
Note: Calibration Interval of instruments listed above is one year.

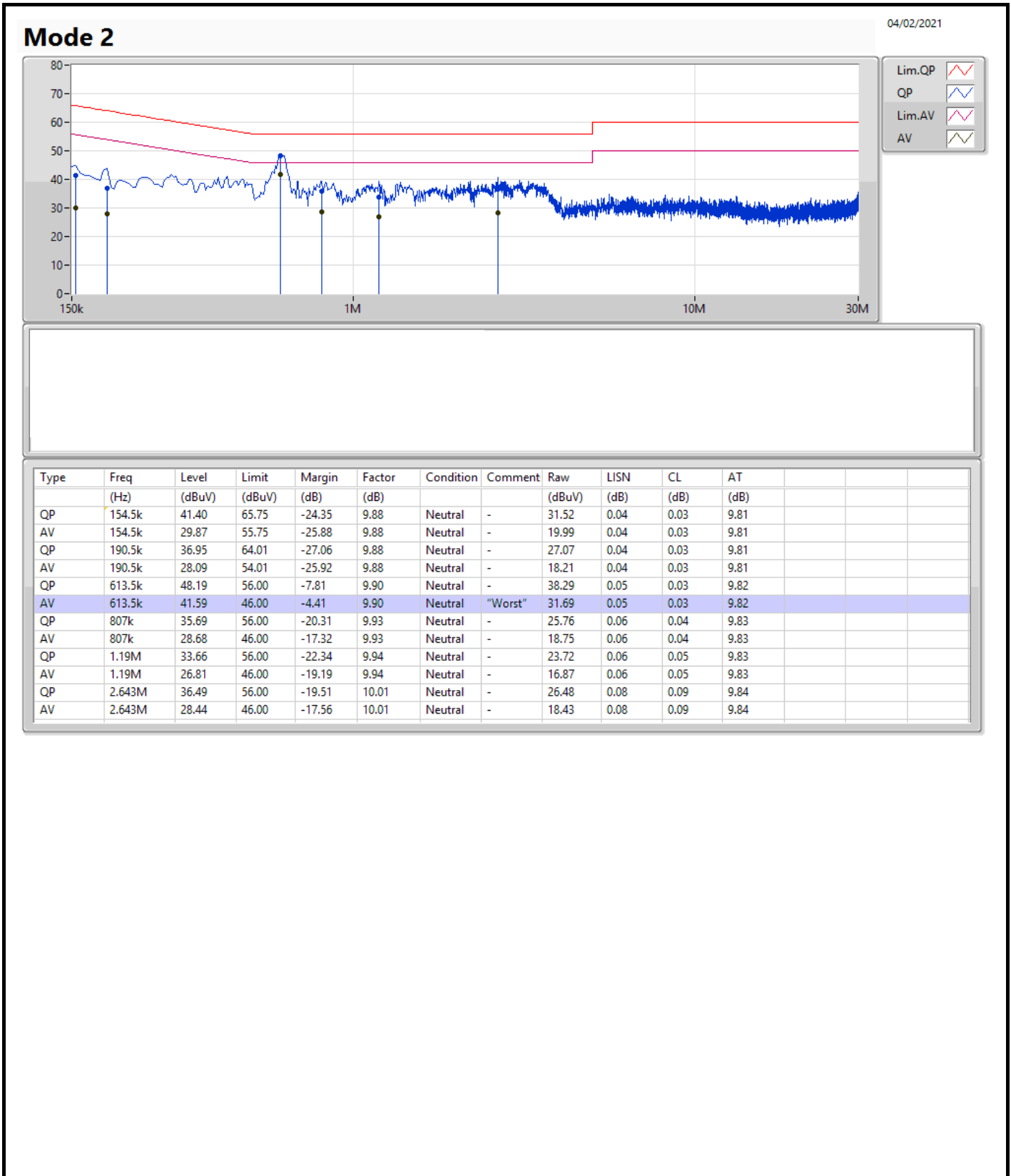
NCR means Non-Calibration required.



Summary

Mode	Result	Type	Freq (Hz)	Level (dBuV)	Limit (dBuV)	Margin (dB)	Condition
Mode 2	Pass	AV	613.5k	41.59	46.00	-4.41	Neutral





Summary

Mode	Max-N dB (Hz)	Max-OBW (Hz)	ITU-Code	Min-N dB (Hz)	Min-OBW (Hz)
5.15-5.25GHz	-	-	-	-	-
802.11a_Nss1,(6Mbps)_2TX	20.4M	16.402M	16M4D1D	19.62M	16.342M
802.11ax HEW20_Nss1,(MCS0)_2TX	21.93M	18.921M	18M9D1D	21.12M	18.861M
802.11ax HEW40_Nss1,(MCS0)_2TX	41.52M	37.781M	37M8D1D	41.1M	37.661M
802.11ax HEW80_Nss1,(MCS0)_2TX	82.32M	77.001M	77MOD1D	82.32M	76.882M
5.25-5.35GHz	-	-	-	-	-
802.11a_Nss1,(6Mbps)_2TX	20.58M	16.402M	16M4D1D	19.74M	16.342M
802.11ax HEW20_Nss1,(MCS0)_2TX	21.66M	18.921M	18M9D1D	21.21M	18.891M
802.11ax HEW40_Nss1,(MCS0)_2TX	41.04M	37.781M	37M8D1D	40.8M	37.721M
802.11ax HEW80_Nss1,(MCS0)_2TX	82.44M	77.121M	77M1D1D	82.08M	77.001M
5.47-5.725GHz	-	-	-	-	-
802.11a_Nss1,(6Mbps)_2TX	20.58M	16.402M	16M4D1D	15.243M	13.153M
802.11ax HEW20_Nss1,(MCS0)_2TX	21.42M	18.951M	19MOD1D	15.663M	14.43M
802.11ax HEW40_Nss1,(MCS0)_2TX	41.34M	37.721M	37M7D1D	35.325M	33.696M
802.11ax HEW80_Nss1,(MCS0)_2TX	82.56M	77.121M	77M1D1D	75.95M	73.123M
5.725-5.85GHz	-	-	-	-	-
802.11a_Nss1,(6Mbps)_2TX	16.32M	16.402M	16M4D1D	3.135M	3.703M
802.11ax HEW20_Nss1,(MCS0)_2TX	18.51M	18.921M	18M9D1D	4.365M	4.603M
802.11ax HEW40_Nss1,(MCS0)_2TX	37.68M	37.781M	37M8D1D	4.005M	4.198M
802.11ax HEW80_Nss1,(MCS0)_2TX	75.84M	77.361M	77M4D1D	3.945M	4.348M

Max-N dB = Maximum 6dB down bandwidth for 5.725-5.85GHz band / Maximum 26dB down bandwidth for other band;

Max-OBW = Maximum 99% occupied bandwidth;

Min-N dB = Minimum 6dB down bandwidth for 5.725-5.85GHz band / Maximum 26dB down bandwidth for other band;

Min-OBW = Minimum 99% occupied bandwidth;

Result

Mode	Result	Limit (Hz)	Port 1-N dB (Hz)	Port 1-OBW (Hz)	Port 2-N dB (Hz)	Port 2-OBW (Hz)
802.11a_Nss1,(6Mbps)_2TX	-	-	-	-	-	-
5180MHz	Pass	Inf	20.31M	16.372M	20.37M	16.372M
5200MHz	Pass	Inf	20.25M	16.342M	20.4M	16.402M
5240MHz	Pass	Inf	20.25M	16.342M	19.62M	16.402M
5260MHz	Pass	Inf	20.07M	16.342M	20.4M	16.402M
5300MHz	Pass	Inf	20.01M	16.372M	20.58M	16.372M
5320MHz	Pass	Inf	19.98M	16.372M	19.74M	16.372M
5500MHz	Pass	Inf	20.13M	16.372M	19.68M	16.372M
5580MHz	Pass	Inf	19.98M	16.342M	19.83M	16.402M
5700MHz	Pass	Inf	20.01M	16.372M	20.58M	16.342M
5720MHz Straddle 5.47-5.725GHz	Pass	Inf	15.26M	13.153M	15.243M	13.171M
5720MHz Straddle 5.725-5.85GHz	Pass	500k	3.135M	3.703M	3.135M	3.718M
5745MHz	Pass	500k	15.48M	16.342M	16.26M	16.402M
5785MHz	Pass	500k	16.32M	16.402M	16.02M	16.402M
5825MHz	Pass	500k	16.02M	16.372M	15.87M	16.372M
802.11ax HEW20_Nss1,(MCS0)_2TX	-	-	-	-	-	-
5180MHz	Pass	Inf	21.45M	18.921M	21.36M	18.861M
5200MHz	Pass	Inf	21.33M	18.921M	21.24M	18.861M
5240MHz	Pass	Inf	21.93M	18.921M	21.12M	18.861M
5260MHz	Pass	Inf	21.48M	18.891M	21.66M	18.921M
5300MHz	Pass	Inf	21.36M	18.921M	21.36M	18.891M
5320MHz	Pass	Inf	21.21M	18.921M	21.21M	18.921M
5500MHz	Pass	Inf	20.94M	18.891M	21.36M	18.951M
5580MHz	Pass	Inf	21.42M	18.921M	21.42M	18.861M
5700MHz	Pass	Inf	21.21M	18.891M	21.39M	18.891M
5720MHz Straddle 5.47-5.725GHz	Pass	Inf	15.663M	14.43M	15.698M	14.483M
5720MHz Straddle 5.725-5.85GHz	Pass	500k	4.44M	4.603M	4.365M	4.633M
5745MHz	Pass	500k	17.61M	18.891M	17.76M	18.891M
5785MHz	Pass	500k	18.51M	18.921M	17.91M	18.921M
5825MHz	Pass	500k	18.21M	18.921M	17.67M	18.891M
802.11ax HEW40_Nss1,(MCS0)_2TX	-	-	-	-	-	-
5190MHz	Pass	Inf	41.1M	37.661M	41.52M	37.781M
5230MHz	Pass	Inf	41.1M	37.781M	41.1M	37.781M
5270MHz	Pass	Inf	41.04M	37.781M	40.8M	37.781M
5310MHz	Pass	Inf	40.92M	37.721M	40.92M	37.721M
5510MHz	Pass	Inf	40.98M	37.721M	40.8M	37.661M
5550MHz	Pass	Inf	40.68M	37.721M	40.74M	37.601M
5670MHz	Pass	Inf	40.8M	37.721M	41.34M	37.721M
5710MHz Straddle 5.47-5.725GHz	Pass	Inf	35.325M	33.696M	35.363M	33.733M
5710MHz Straddle 5.725-5.85GHz	Pass	500k	4.005M	4.213M	4.005M	4.198M
5755MHz	Pass	500k	37.5M	37.781M	37.62M	37.721M
5795MHz	Pass	500k	37.32M	37.661M	37.68M	37.781M
802.11ax HEW80_Nss1,(MCS0)_2TX	-	-	-	-	-	-
5210MHz	Pass	Inf	82.32M	77.001M	82.32M	76.882M

Mode	Result	Limit (Hz)	Port 1-N dB (Hz)	Port 1-OBW (Hz)	Port 2-N dB (Hz)	Port 2-OBW (Hz)
5290MHz	Pass	Inf	82.08M	77.001M	82.44M	77.121M
5530MHz	Pass	Inf	81.96M	77.001M	82.2M	77.001M
5610MHz	Pass	Inf	82.08M	77.121M	82.56M	77.121M
5690MHz Straddle 5.47-5.725GHz	Pass	Inf	76.415M	73.123M	75.95M	73.201M
5690MHz Straddle 5.725-5.85GHz	Pass	500k	4.005M	4.348M	3.945M	4.348M
5775MHz	Pass	500k	75.84M	77.361M	75.36M	77.241M

Port X-N dB = Port X 6dB down bandwidth for 5.725-5.85GHz band / 26dB down bandwidth for other band

Port X-OBW = Port X 99% occupied bandwidth;

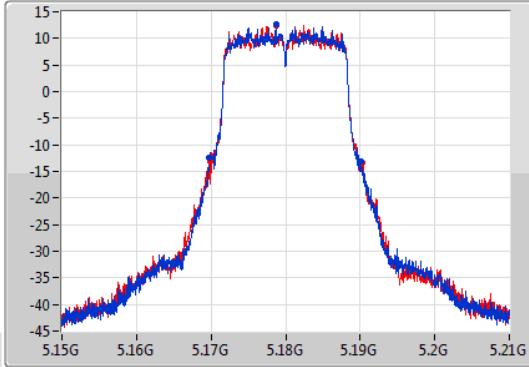
802.11a_Nss1,(6Mbps)_2TX

EBW

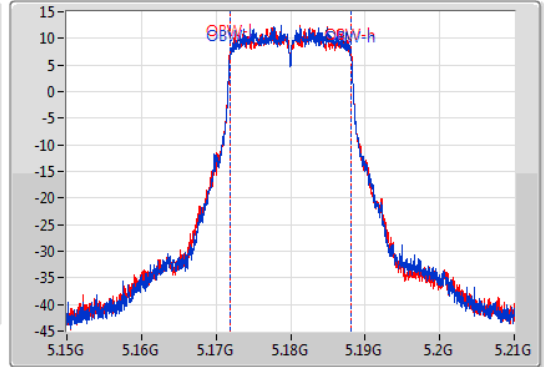
5180MHz

06/01/2021

CF
5.18GHz
Span
60MHz
RBW
200kHz
VBW
1MHz
Sweep Time
100ms
Detector Type
Peak



CF
5.18GHz
Span
60MHz
RBW
200kHz
VBW
1MHz
Sweep Time
100ms
Detector Type
Peak



26dB(Hz)	Fl-26dB(Hz)	Fh-26dB(Hz)	OBW(Hz)	Fl-OBW(Hz)	Fh-OBW(Hz)	Limit(Hz)	Port
20.31M	5.16974G	5.19005G	16.372M	5.171814G	5.188186G	Inf	1
20.37M	5.16995G	5.19032G	16.372M	5.171814G	5.188186G	Inf	2

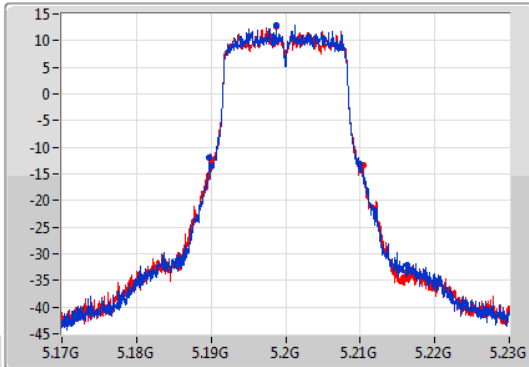
802.11a_Nss1,(6Mbps)_2TX

EBW

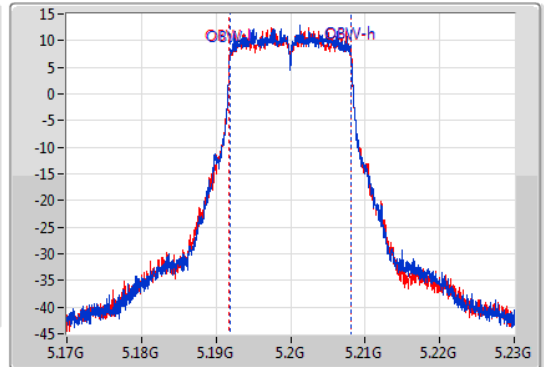
5200MHz

06/01/2021

CF
5.2GHz
Span
60MHz
RBW
200kHz
VBW
1MHz
Sweep Time
100ms
Detector Type
Peak



CF
5.2GHz
Span
60MHz
RBW
200kHz
VBW
1MHz
Sweep Time
100ms
Detector Type
Peak



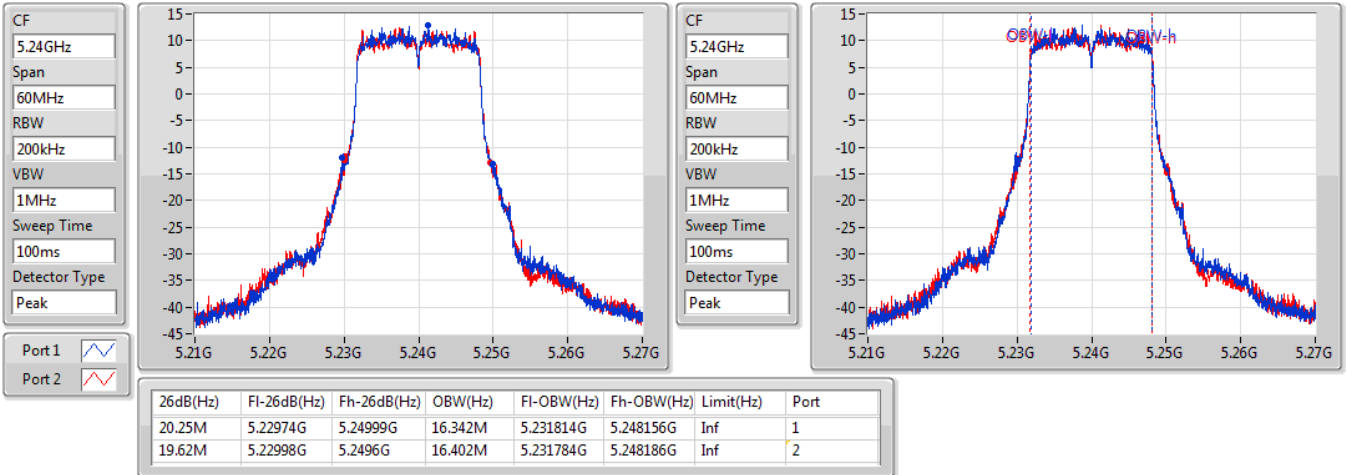
26dB(Hz)	Fl-26dB(Hz)	Fh-26dB(Hz)	OBW(Hz)	Fl-OBW(Hz)	Fh-OBW(Hz)	Limit(Hz)	Port
20.25M	5.18974G	5.20999G	16.342M	5.191814G	5.208156G	Inf	1
20.4M	5.19001G	5.21041G	16.402M	5.191784G	5.208186G	Inf	2

802.11a_Nss1,(6Mbps)_2TX

EBW

5240MHz

06/01/2021

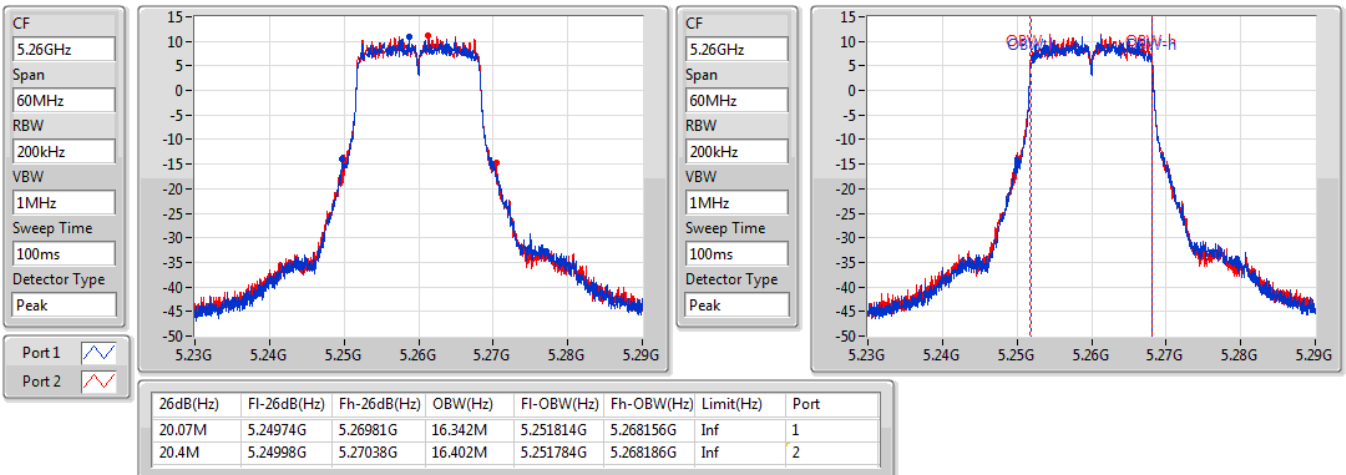


802.11a_Nss1,(6Mbps)_2TX

EBW

5260MHz

06/01/2021



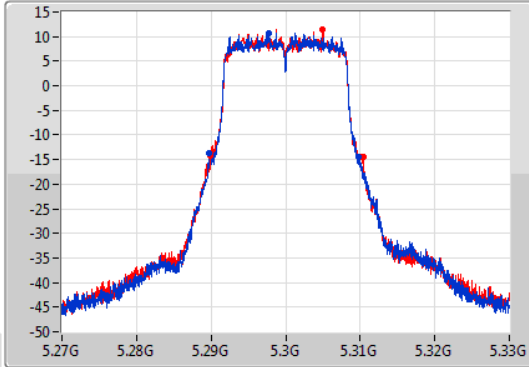
802.11a_Nss1,(6Mbps)_2TX

EBW

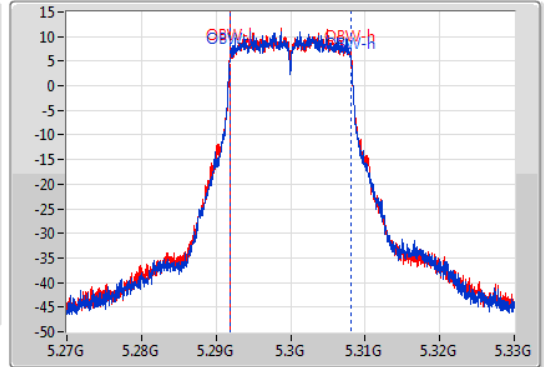
5300MHz

06/01/2021

CF
5.3GHz
Span
60MHz
RBW
200kHz
VBW
1MHz
Sweep Time
100ms
Detector Type
Peak



CF
5.3GHz
Span
60MHz
RBW
200kHz
VBW
1MHz
Sweep Time
100ms
Detector Type
Peak



26dB(Hz)	Fl-26dB(Hz)	Fh-26dB(Hz)	OBW(Hz)	Fl-OBW(Hz)	Fh-OBW(Hz)	Limit(Hz)	Port
20.01M	5.28977G	5.30978G	16.372M	5.291814G	5.308186G	Inf	1
20.58M	5.28983G	5.31041G	16.372M	5.291814G	5.308186G	Inf	2

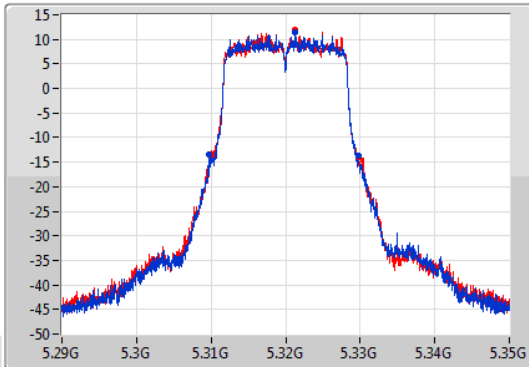
802.11a_Nss1,(6Mbps)_2TX

EBW

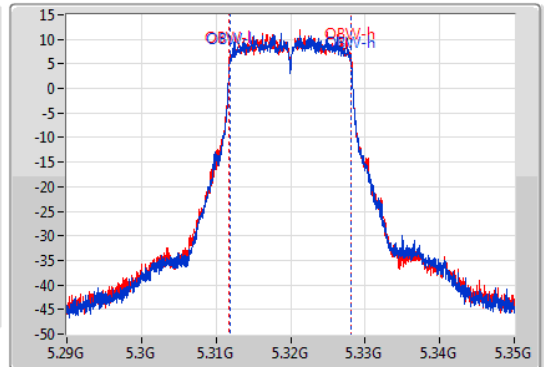
5320MHz

06/01/2021

CF
5.32GHz
Span
60MHz
RBW
200kHz
VBW
1MHz
Sweep Time
100ms
Detector Type
Peak



CF
5.32GHz
Span
60MHz
RBW
200kHz
VBW
1MHz
Sweep Time
100ms
Detector Type
Peak



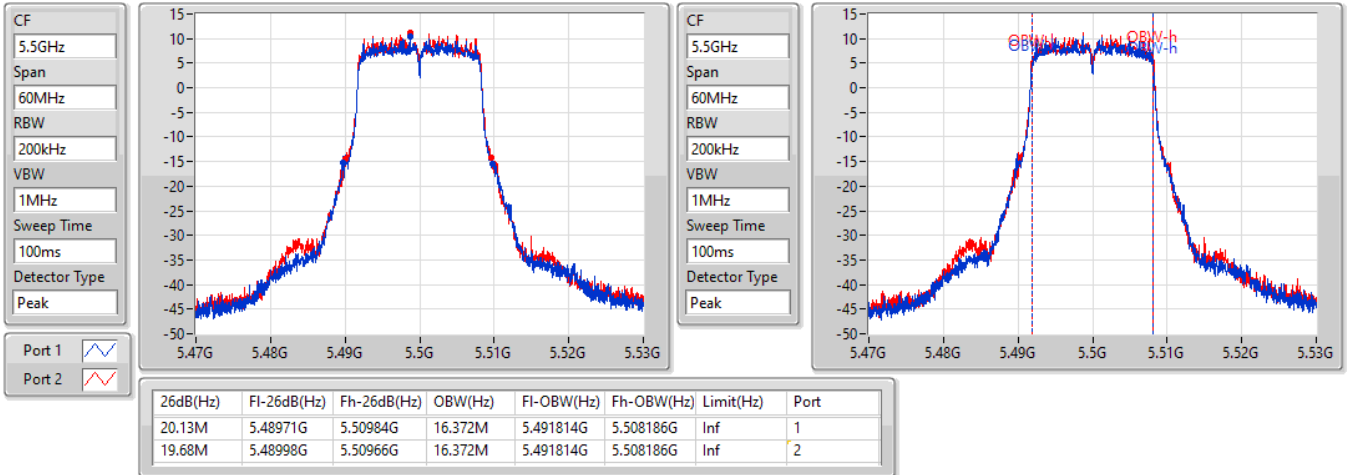
26dB(Hz)	Fl-26dB(Hz)	Fh-26dB(Hz)	OBW(Hz)	Fl-OBW(Hz)	Fh-OBW(Hz)	Limit(Hz)	Port
19.98M	5.30977G	5.32975G	16.372M	5.311814G	5.328186G	Inf	1
19.74M	5.31001G	5.32975G	16.372M	5.311784G	5.328156G	Inf	2

802.11a_Nss1,(6Mbps)_2TX

EBW

5500MHz

29/01/2021

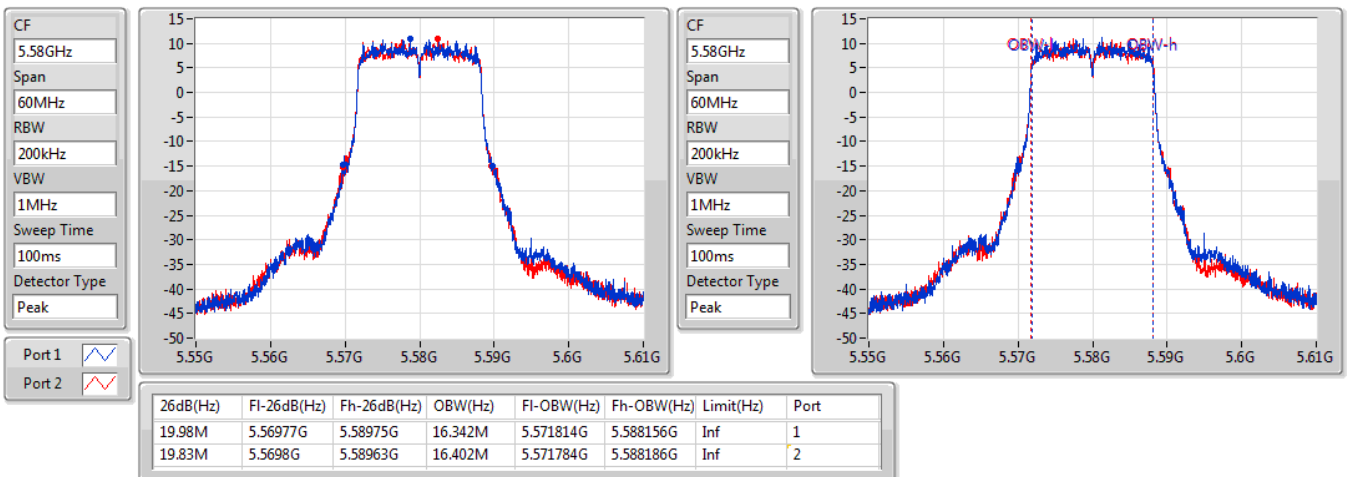


802.11a_Nss1,(6Mbps)_2TX

EBW

5580MHz

06/01/2021



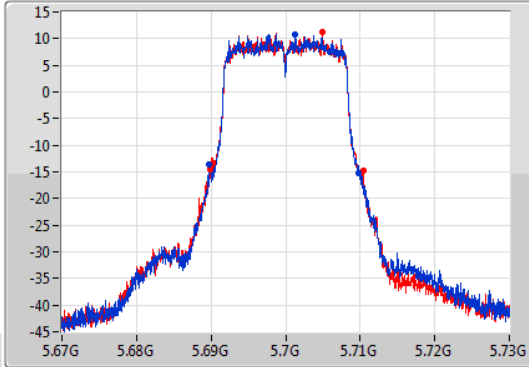
802.11a_Nss1,(6Mbps)_2TX

EBW

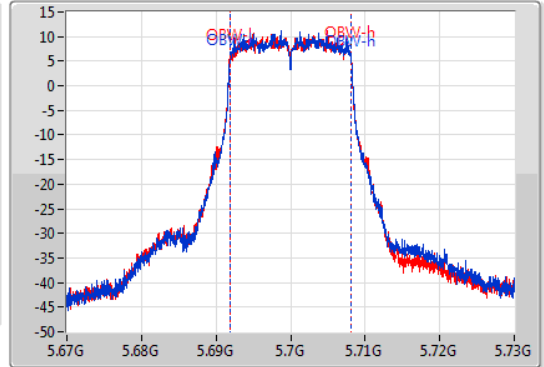
5700MHz

06/01/2021

CF
5.7GHz
Span
60MHz
RBW
200kHz
VBW
1MHz
Sweep Time
100ms
Detector Type
Peak



CF
5.7GHz
Span
60MHz
RBW
200kHz
VBW
1MHz
Sweep Time
100ms
Detector Type
Peak



26dB(Hz)	Fl-26dB(Hz)	Fh-26dB(Hz)	OBW(Hz)	Fl-OBW(Hz)	Fh-OBW(Hz)	Limit(Hz)	Port
20.01M	5.6898G	5.70981G	16.372M	5.691814G	5.708186G	Inf	1
20.58M	5.68983G	5.71041G	16.342M	5.691814G	5.708156G	Inf	2

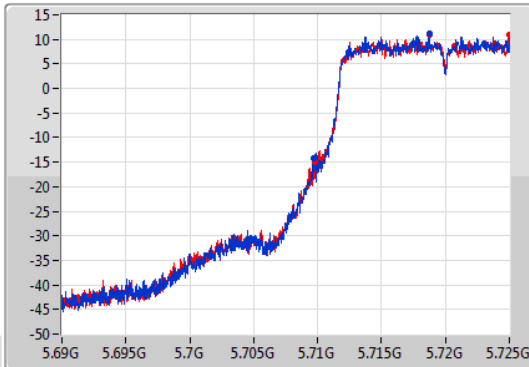
802.11a_Nss1,(6Mbps)_2TX

EBW

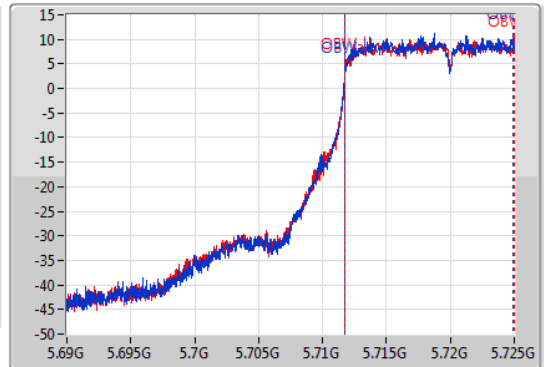
5720MHz Straddle 5.47-5.725GHz

06/01/2021

CF
5.7075GHz
Span
35MHz
RBW
200kHz
VBW
1MHz
Sweep Time
100ms
Detector Type
Peak



CF
5.7075GHz
Span
35MHz
RBW
200kHz
VBW
1MHz
Sweep Time
100ms
Detector Type
Peak



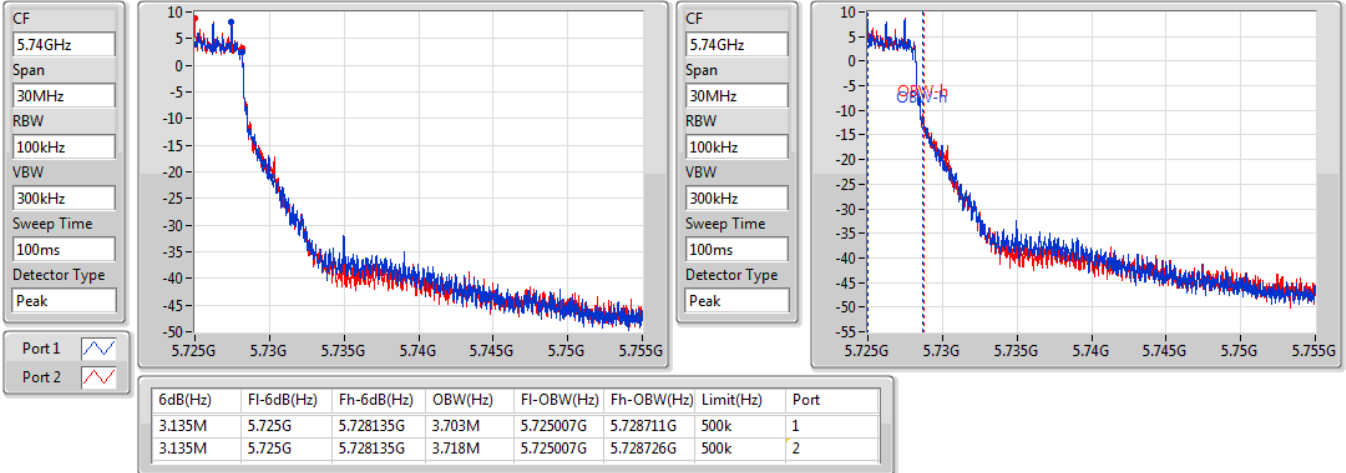
26dB(Hz)	Fl-26dB(Hz)	Fh-26dB(Hz)	OBW(Hz)	Fl-OBW(Hz)	Fh-OBW(Hz)	Limit(Hz)	Port
15.26M	5.70974G	5.725G	13.153M	5.711785G	5.724939G	Inf	1
15.243M	5.709758G	5.725G	13.171M	5.711785G	5.724956G	Inf	2

802.11a_Nss1,(6Mbps)_2TX

EBW

5720MHz Straddle 5.725-5.85GHz

06/01/2021

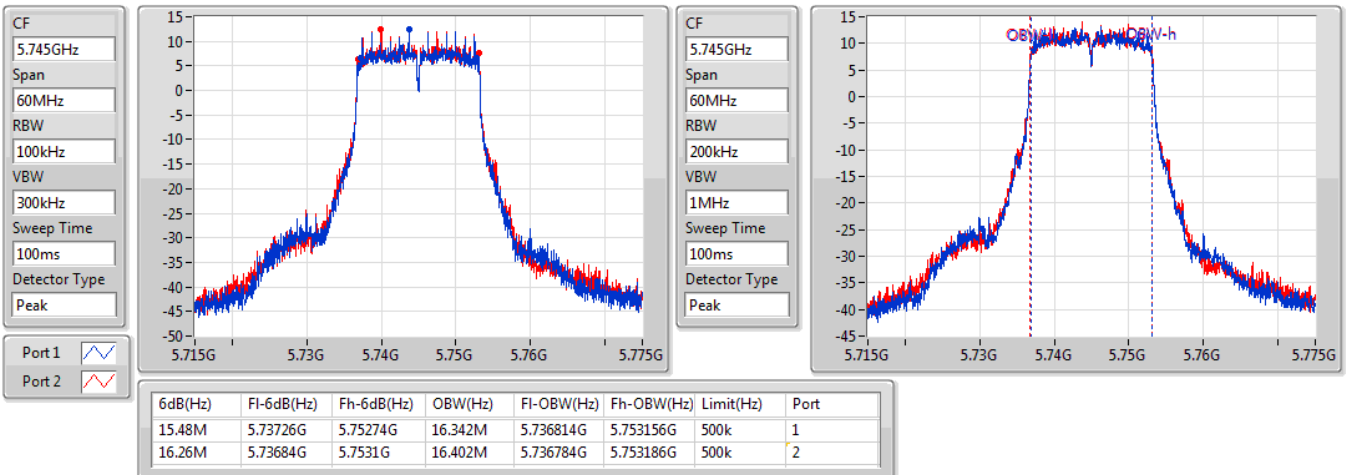


802.11a_Nss1,(6Mbps)_2TX

EBW

5745MHz

06/01/2021



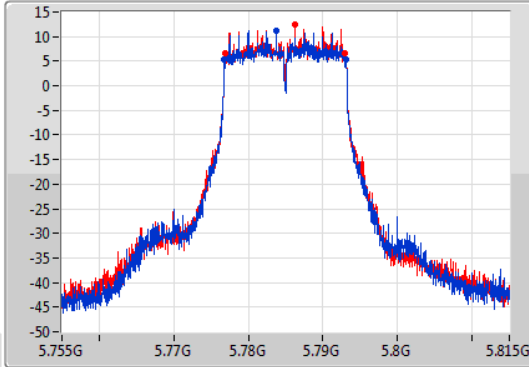
802.11a_Nss1,(6Mbps)_2TX

EBW

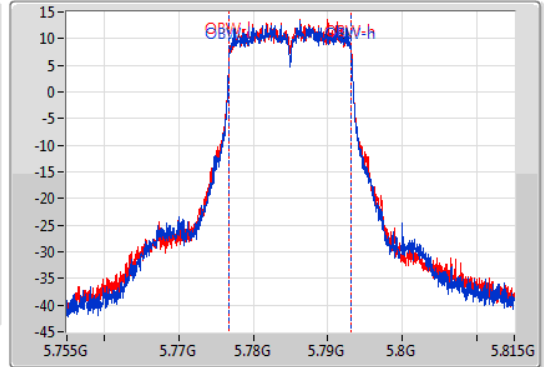
5785MHz

06/01/2021

CF
5.785GHz
Span
60MHz
RBW
100kHz
VBW
300kHz
Sweep Time
100ms
Detector Type
Peak



CF
5.785GHz
Span
60MHz
RBW
200kHz
VBW
1MHz
Sweep Time
100ms
Detector Type
Peak



6dB(Hz)	Fl-6dB(Hz)	Fh-6dB(Hz)	OBW(Hz)	Fl-OBW(Hz)	Fh-OBW(Hz)	Limit(Hz)	Port
16.32M	5.77681G	5.79313G	16.402M	5.776784G	5.793186G	500k	1
16.02M	5.77684G	5.79286G	16.402M	5.776784G	5.793186G	500k	2

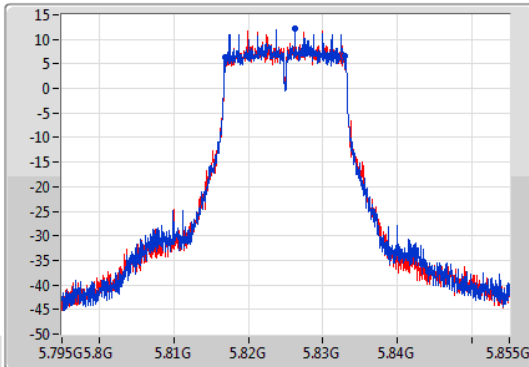
802.11a_Nss1,(6Mbps)_2TX

EBW

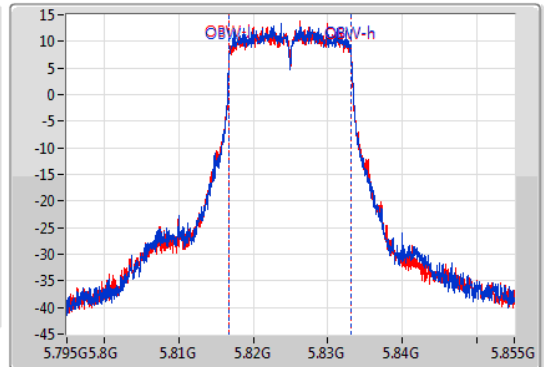
5825MHz

06/01/2021

CF
5.825GHz
Span
60MHz
RBW
100kHz
VBW
300kHz
Sweep Time
100ms
Detector Type
Peak



CF
5.825GHz
Span
60MHz
RBW
200kHz
VBW
1MHz
Sweep Time
100ms
Detector Type
Peak



6dB(Hz)	Fl-6dB(Hz)	Fh-6dB(Hz)	OBW(Hz)	Fl-OBW(Hz)	Fh-OBW(Hz)	Limit(Hz)	Port
16.02M	5.81684G	5.83286G	16.372M	5.816784G	5.833156G	500k	1
15.87M	5.81684G	5.83271G	16.372M	5.816784G	5.833156G	500k	2

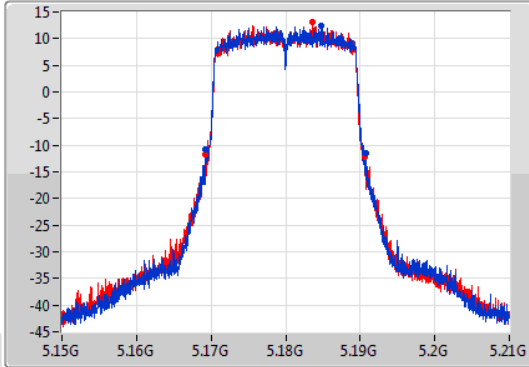
802.11ax HEW20_Nss1,(MCS0)_2TX

EBW

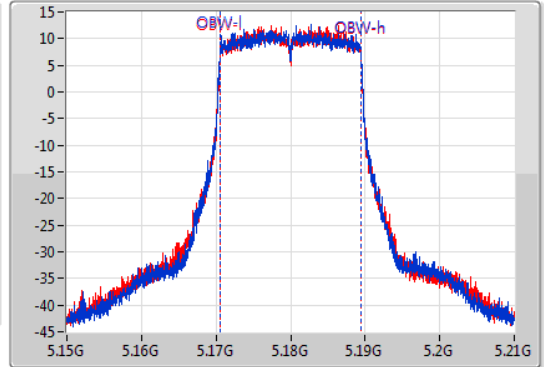
5180MHz

06/01/2021

CF
5.18GHz
Span
60MHz
RBW
200kHz
VBW
1MHz
Sweep Time
100ms
Detector Type
Peak



CF
5.18GHz
Span
60MHz
RBW
200kHz
VBW
1MHz
Sweep Time
100ms
Detector Type
Peak



26dB(Hz)	Fl-26dB(Hz)	Fh-26dB(Hz)	OBW(Hz)	Fl-OBW(Hz)	Fh-OBW(Hz)	Limit(Hz)	Port
21.45M	5.16926G	5.19071G	18.921M	5.170525G	5.189445G	Inf	1
21.36M	5.16923G	5.19059G	18.861M	5.170555G	5.189415G	Inf	2

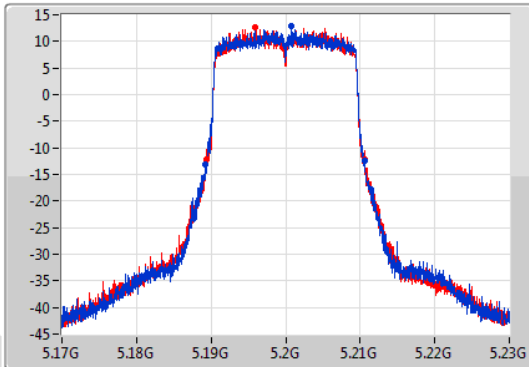
802.11ax HEW20_Nss1,(MCS0)_2TX

EBW

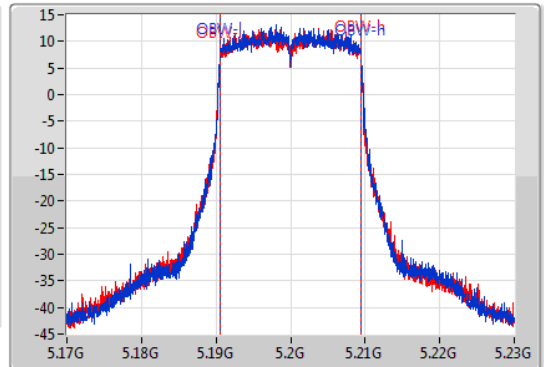
5200MHz

06/01/2021

CF
5.2GHz
Span
60MHz
RBW
200kHz
VBW
1MHz
Sweep Time
100ms
Detector Type
Peak



CF
5.2GHz
Span
60MHz
RBW
200kHz
VBW
1MHz
Sweep Time
100ms
Detector Type
Peak



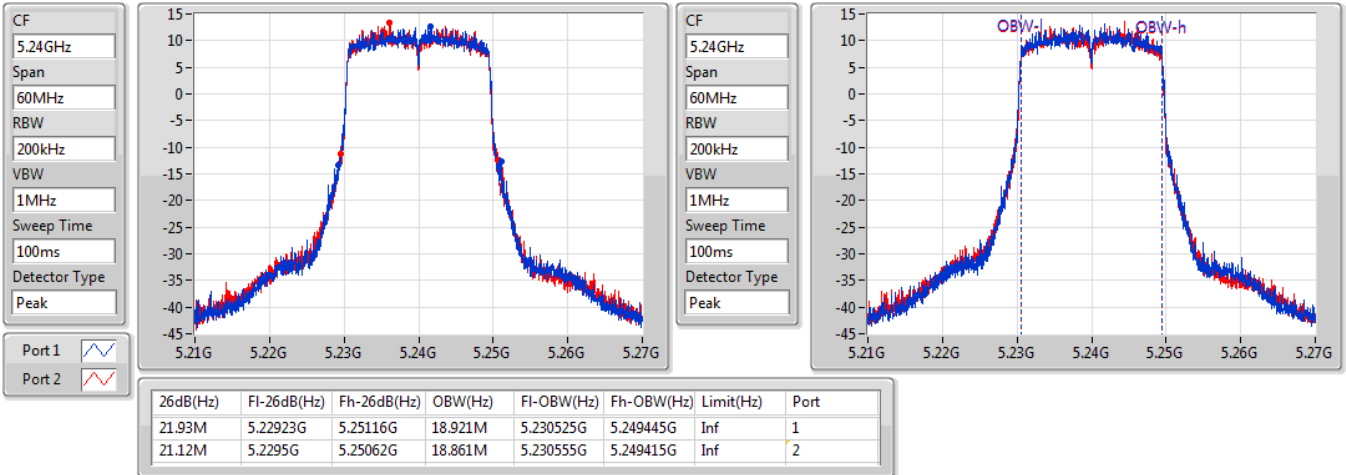
26dB(Hz)	Fl-26dB(Hz)	Fh-26dB(Hz)	OBW(Hz)	Fl-OBW(Hz)	Fh-OBW(Hz)	Limit(Hz)	Port
21.33M	5.18926G	5.21059G	18.921M	5.190525G	5.209445G	Inf	1
21.24M	5.18932G	5.21056G	18.861M	5.190555G	5.209415G	Inf	2

802.11ax HEW20_Nss1,(MCS0)_2TX

EBW

5240MHz

06/01/2021

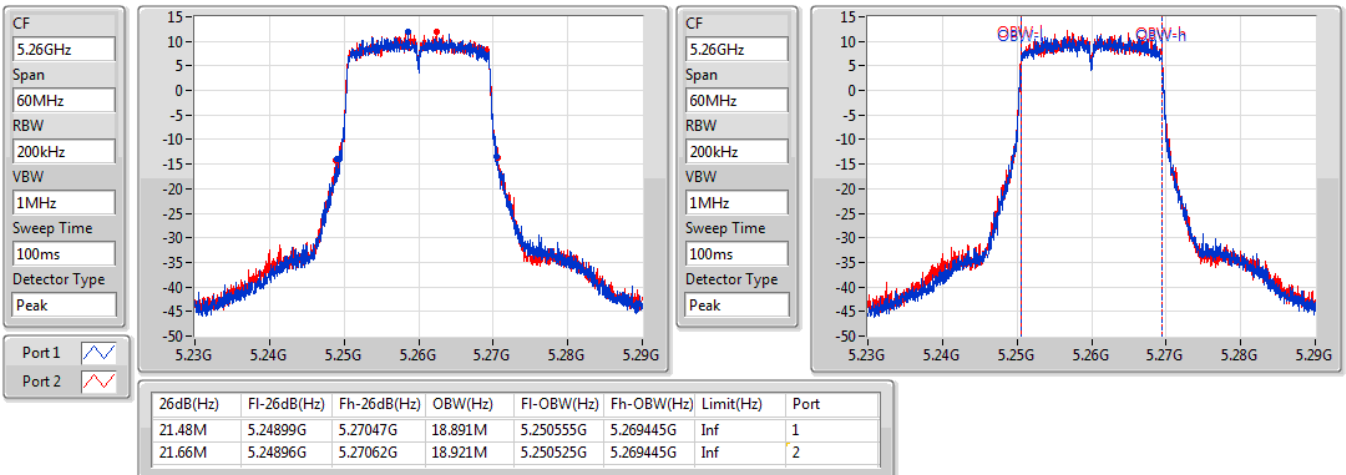


802.11ax HEW20_Nss1,(MCS0)_2TX

EBW

5260MHz

06/01/2021



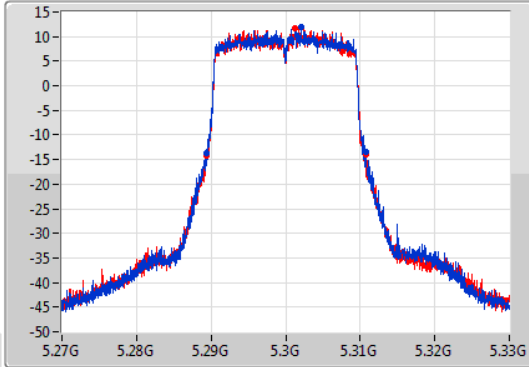
802.11ax HEW20_Nss1,(MCS0)_2TX

EBW

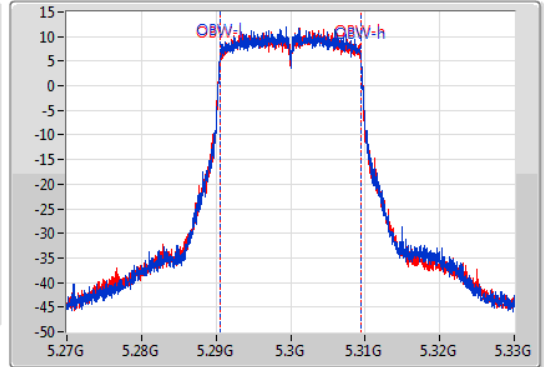
5300MHz

06/01/2021

CF
5.3GHz
Span
60MHz
RBW
200kHz
VBW
1MHz
Sweep Time
100ms
Detector Type
Peak
Port 1
Port 2



CF
5.3GHz
Span
60MHz
RBW
200kHz
VBW
1MHz
Sweep Time
100ms
Detector Type
Peak



26dB(Hz)	Fl-26dB(Hz)	Fh-26dB(Hz)	OBW(Hz)	Fl-OBW(Hz)	Fh-OBW(Hz)	Limit(Hz)	Port
21.36M	5.28935G	5.31071G	18.921M	5.290525G	5.309445G	Inf	1
21.36M	5.28944G	5.3108G	18.891M	5.290525G	5.309415G	Inf	2

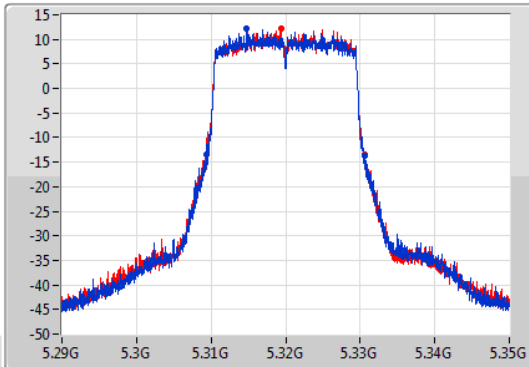
802.11ax HEW20_Nss1,(MCS0)_2TX

EBW

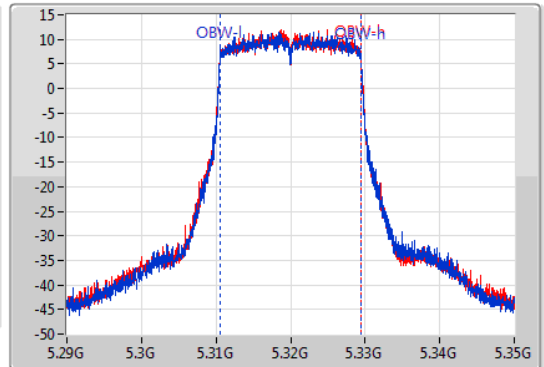
5320MHz

06/01/2021

CF
5.32GHz
Span
60MHz
RBW
200kHz
VBW
1MHz
Sweep Time
100ms
Detector Type
Peak
Port 1
Port 2



CF
5.32GHz
Span
60MHz
RBW
200kHz
VBW
1MHz
Sweep Time
100ms
Detector Type
Peak



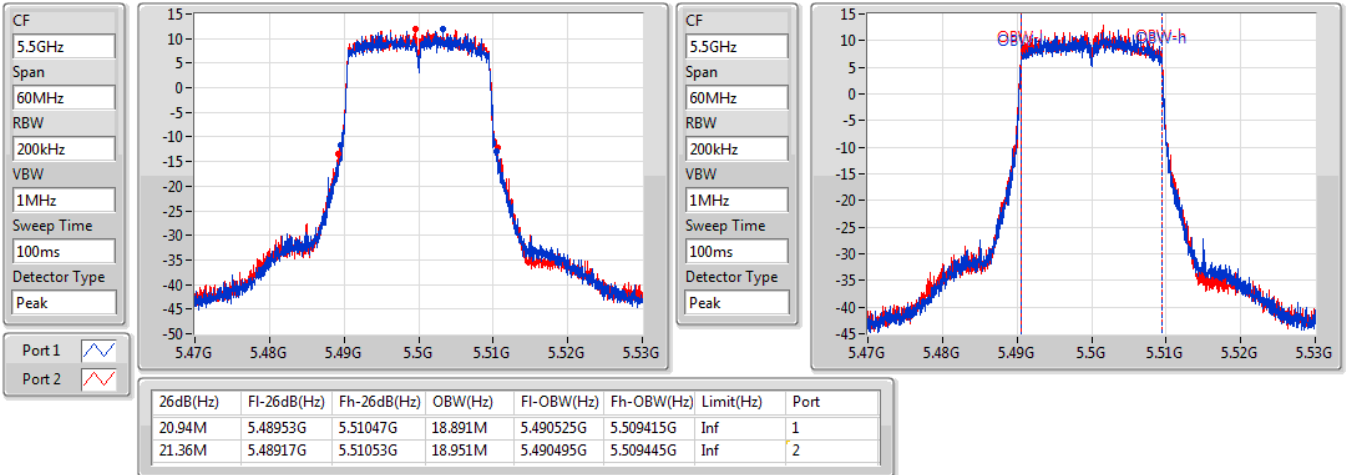
26dB(Hz)	Fl-26dB(Hz)	Fh-26dB(Hz)	OBW(Hz)	Fl-OBW(Hz)	Fh-OBW(Hz)	Limit(Hz)	Port
21.21M	5.30944G	5.33065G	18.921M	5.310525G	5.329445G	Inf	1
21.21M	5.30932G	5.33053G	18.921M	5.310525G	5.329445G	Inf	2

802.11ax HEW20_Nss1,(MCS0)_2TX

EBW

5500MHz

06/01/2021

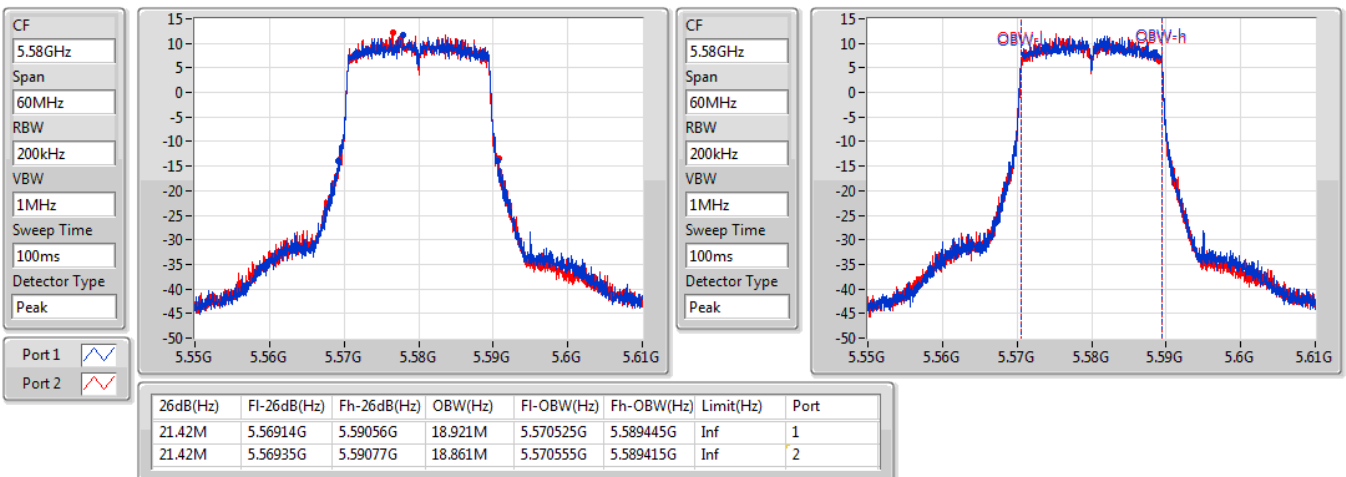


802.11ax HEW20_Nss1,(MCS0)_2TX

EBW

5580MHz

07/01/2021

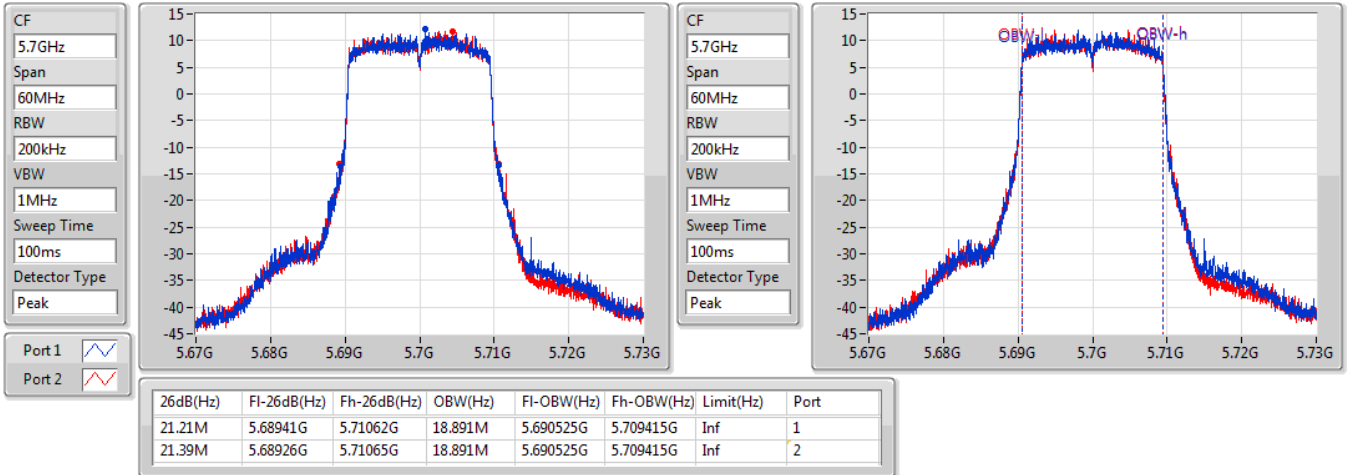


802.11ax HEW20_Nss1,(MCS0)_2TX

EBW

5700MHz

06/01/2021

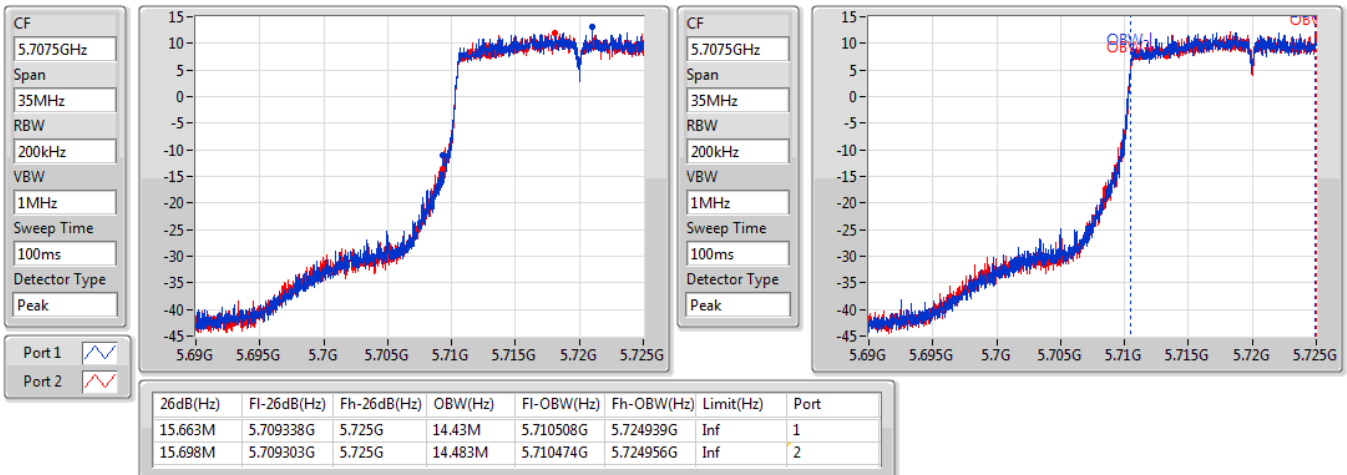


802.11ax HEW20_Nss1,(MCS0)_2TX

EBW

5720MHz Straddle 5.47-5.725GHz

06/01/2021

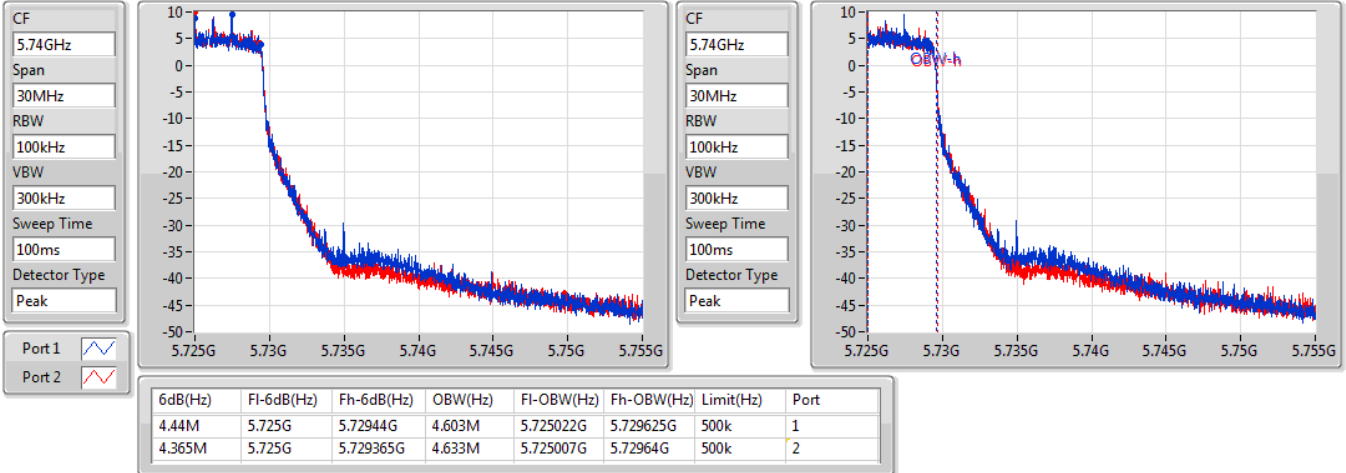


802.11ax HEW20_Nss1,(MCS0)_2TX

EBW

5720MHz Straddle 5.725-5.85GHz

06/01/2021

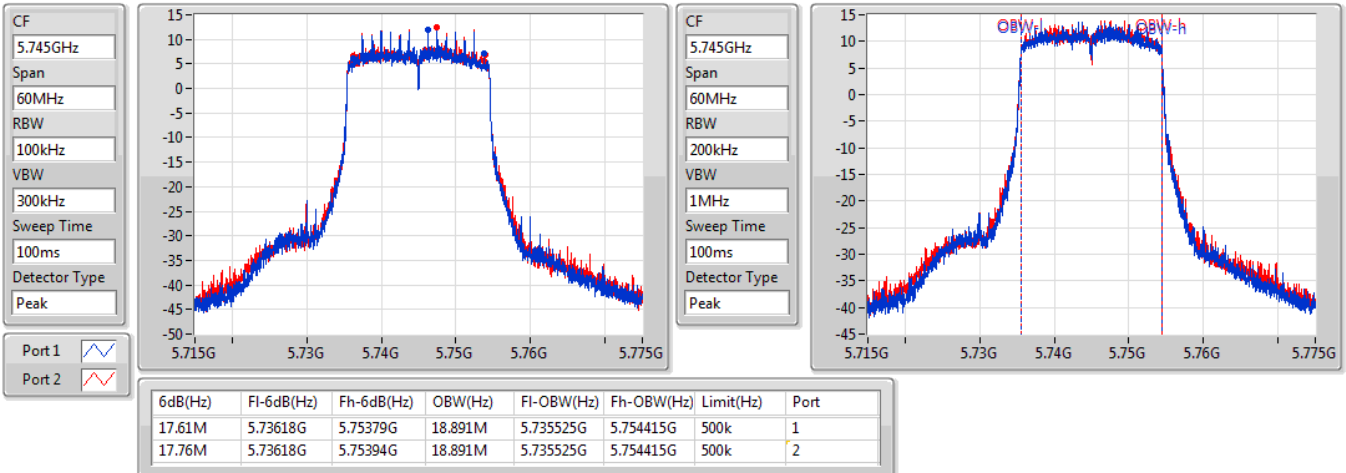


802.11ax HEW20_Nss1,(MCS0)_2TX

EBW

5745MHz

06/01/2021



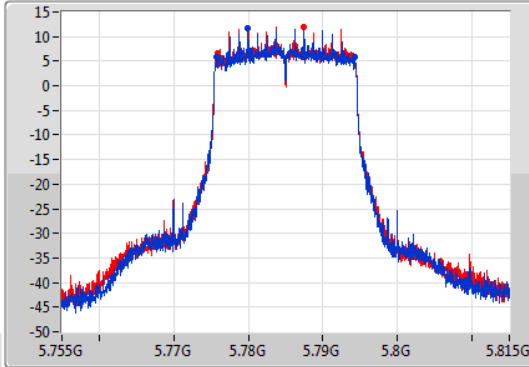
802.11ax HEW20_Nss1,(MCS0)_2TX

EBW

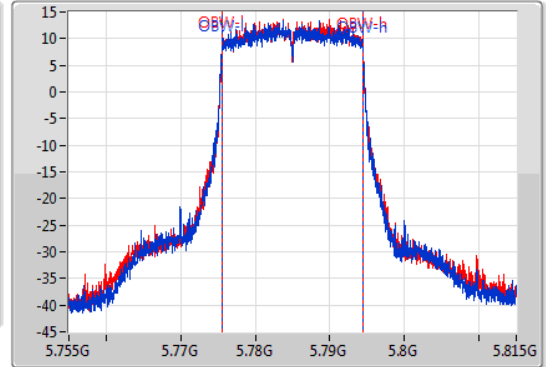
5785MHz

06/01/2021

CF
5.785GHz
Span
60MHz
RBW
100kHz
VBW
300kHz
Sweep Time
100ms
Detector Type
Peak



CF
5.785GHz
Span
60MHz
RBW
200kHz
VBW
1MHz
Sweep Time
100ms
Detector Type
Peak



6dB(Hz)	Fl-6dB(Hz)	Fh-6dB(Hz)	OBW(Hz)	Fl-OBW(Hz)	Fh-OBW(Hz)	Limit(Hz)	Port
18.51M	5.77579G	5.7943G	18.921M	5.775525G	5.794445G	500k	1
17.91M	5.77597G	5.79388G	18.921M	5.775525G	5.794445G	500k	2

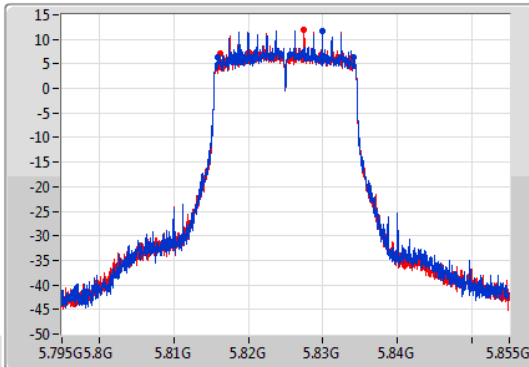
802.11ax HEW20_Nss1,(MCS0)_2TX

EBW

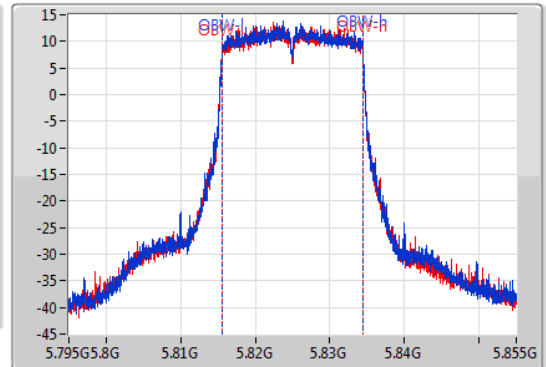
5825MHz

06/01/2021

CF
5.825GHz
Span
60MHz
RBW
100kHz
VBW
300kHz
Sweep Time
100ms
Detector Type
Peak



CF
5.825GHz
Span
60MHz
RBW
200kHz
VBW
1MHz
Sweep Time
100ms
Detector Type
Peak



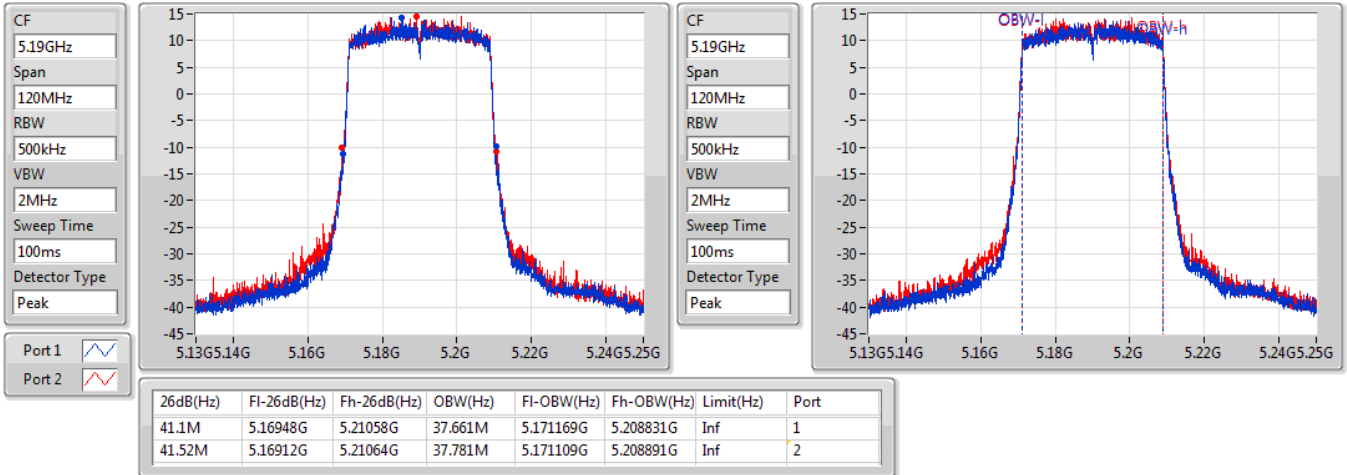
6dB(Hz)	Fl-6dB(Hz)	Fh-6dB(Hz)	OBW(Hz)	Fl-OBW(Hz)	Fh-OBW(Hz)	Limit(Hz)	Port
18.21M	5.81597G	5.83418G	18.921M	5.815525G	5.834445G	500k	1
17.67M	5.81621G	5.83388G	18.891M	5.815525G	5.834415G	500k	2

802.11ax HEW40_Nss1,(MCS0)_2TX

EBW

5190MHz

06/01/2021

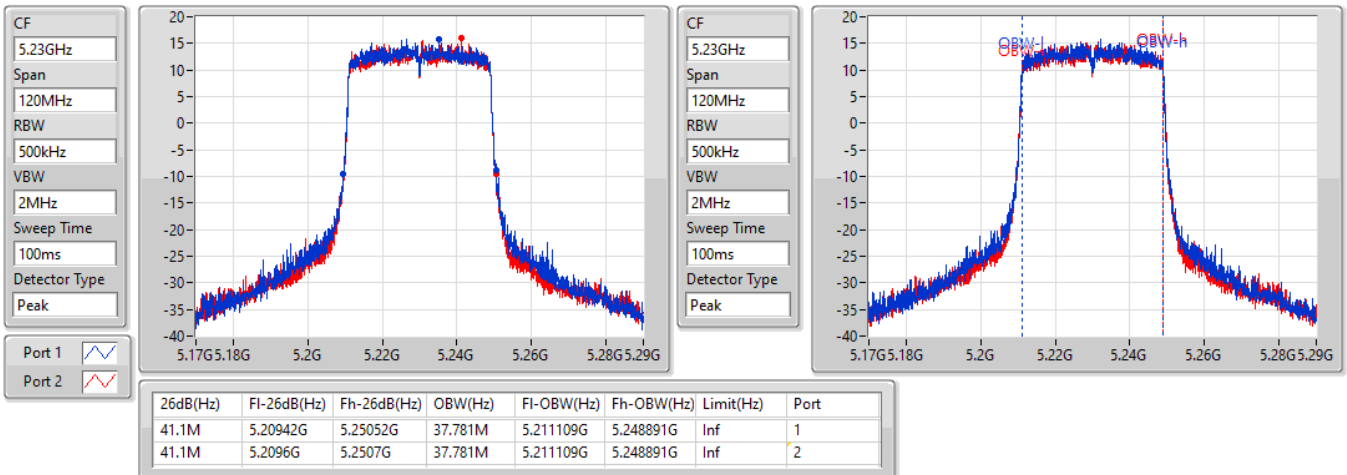


802.11ax HEW40_Nss1,(MCS0)_2TX

EBW

5230MHz

29/01/2021



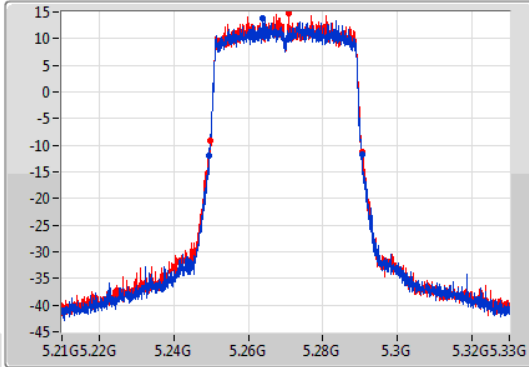
802.11ax HEW40_Nss1,(MCS0)_2TX

EBW

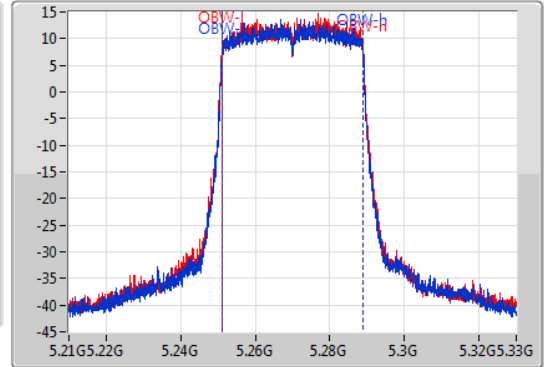
5270MHz

06/01/2021

CF
5.27GHz
Span
120MHz
RBW
500kHz
VBW
2MHz
Sweep Time
100ms
Detector Type
Peak



CF
5.27GHz
Span
120MHz
RBW
500kHz
VBW
2MHz
Sweep Time
100ms
Detector Type
Peak



26dB(Hz)	Fl-26dB(Hz)	Fh-26dB(Hz)	OBW(Hz)	Fl-OBW(Hz)	Fh-OBW(Hz)	Limit(Hz)	Port
41.04M	5.24942G	5.29046G	37.781M	5.251109G	5.288891G	Inf	1
40.8M	5.24972G	5.29052G	37.781M	5.251109G	5.288891G	Inf	2

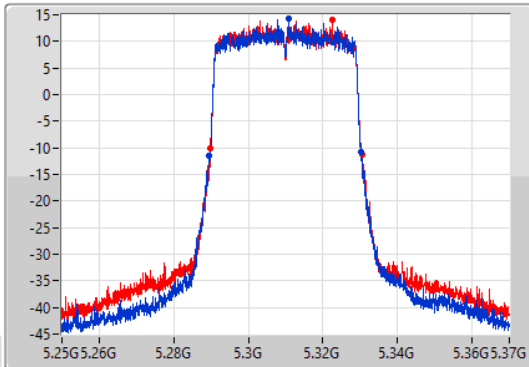
802.11ax HEW40_Nss1,(MCS0)_2TX

EBW

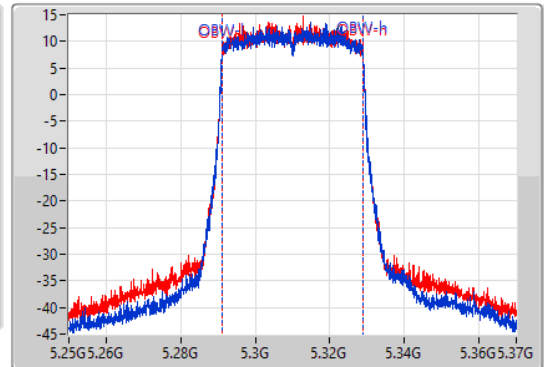
5310MHz

29/01/2021

CF
5.31GHz
Span
120MHz
RBW
500kHz
VBW
2MHz
Sweep Time
100ms
Detector Type
Peak



CF
5.31GHz
Span
120MHz
RBW
500kHz
VBW
2MHz
Sweep Time
100ms
Detector Type
Peak



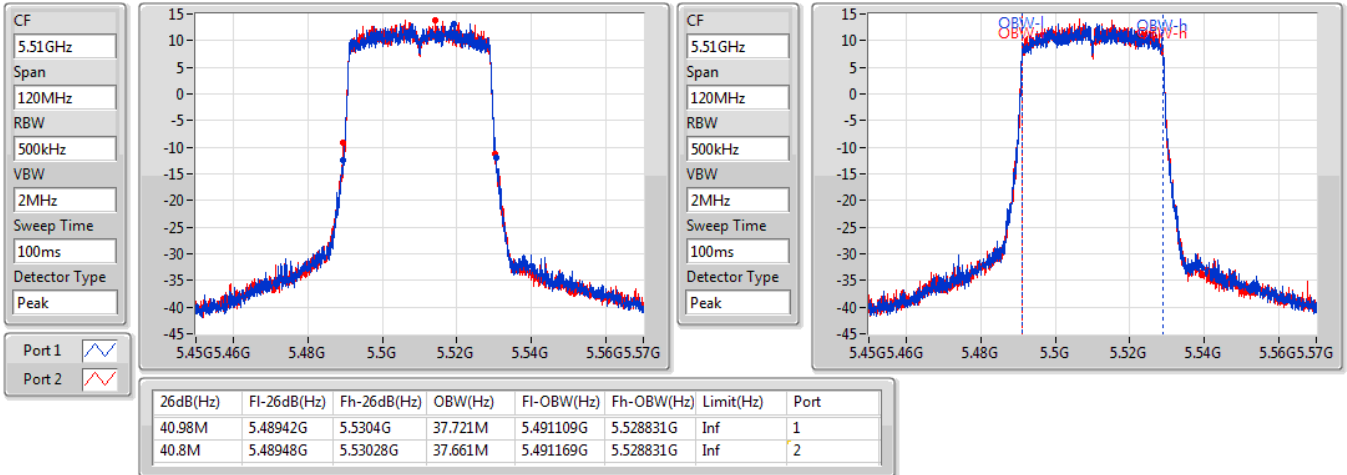
26dB(Hz)	Fl-26dB(Hz)	Fh-26dB(Hz)	OBW(Hz)	Fl-OBW(Hz)	Fh-OBW(Hz)	Limit(Hz)	Port
40.92M	5.28942G	5.33034G	37.721M	5.291109G	5.328831G	Inf	1
40.92M	5.28972G	5.33064G	37.721M	5.291109G	5.328831G	Inf	2

802.11ax HEW40_Nss1,(MCS0)_2TX

EBW

5510MHz

06/01/2021

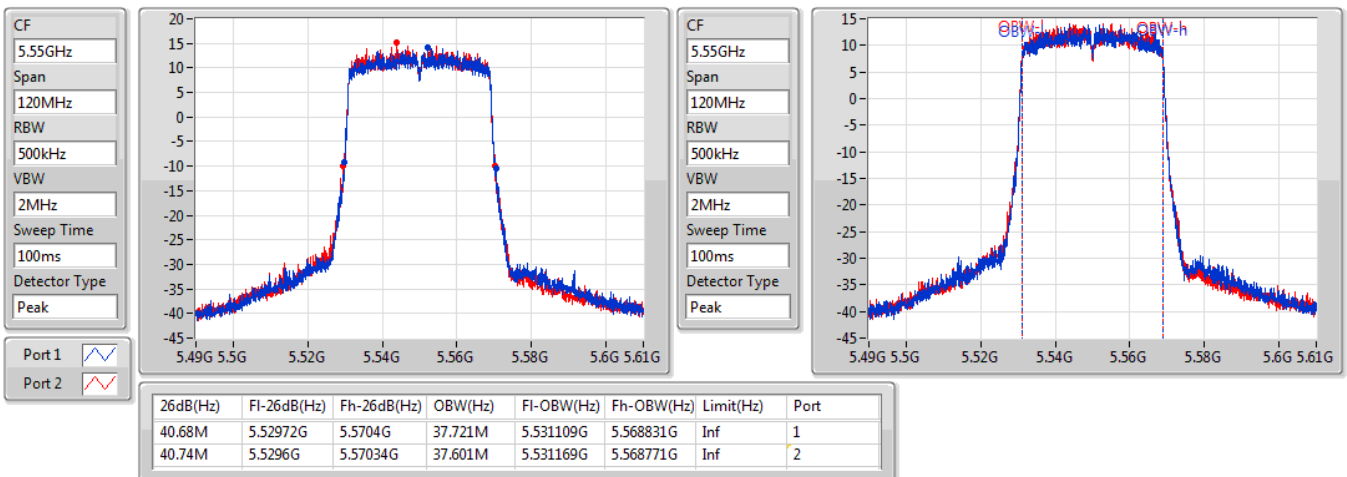


802.11ax HEW40_Nss1,(MCS0)_2TX

EBW

5550MHz

06/01/2021

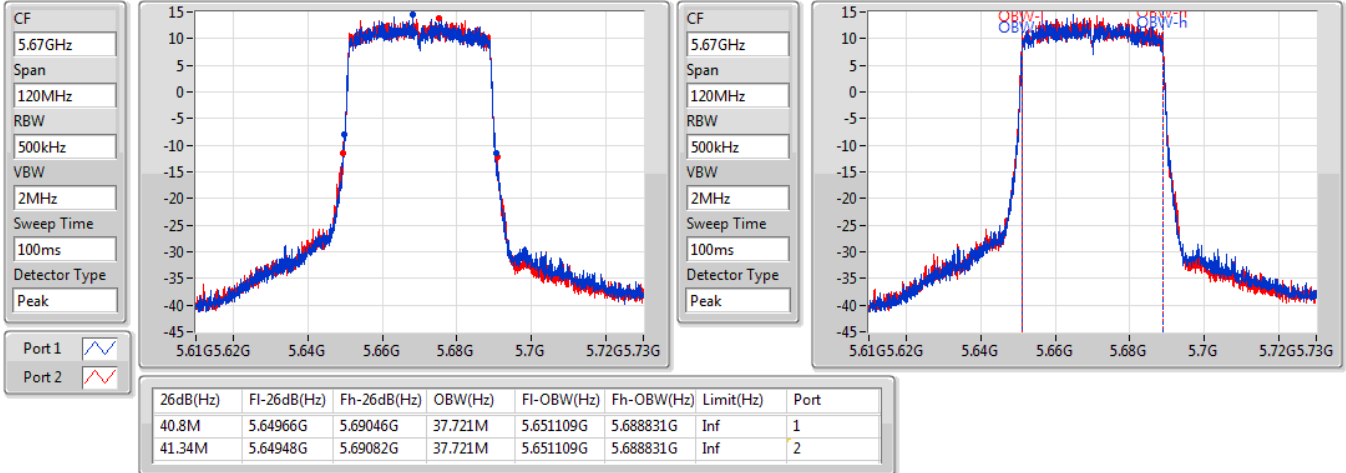


802.11ax HEW40_Nss1,(MCS0)_2TX

EBW

5670MHz

06/01/2021

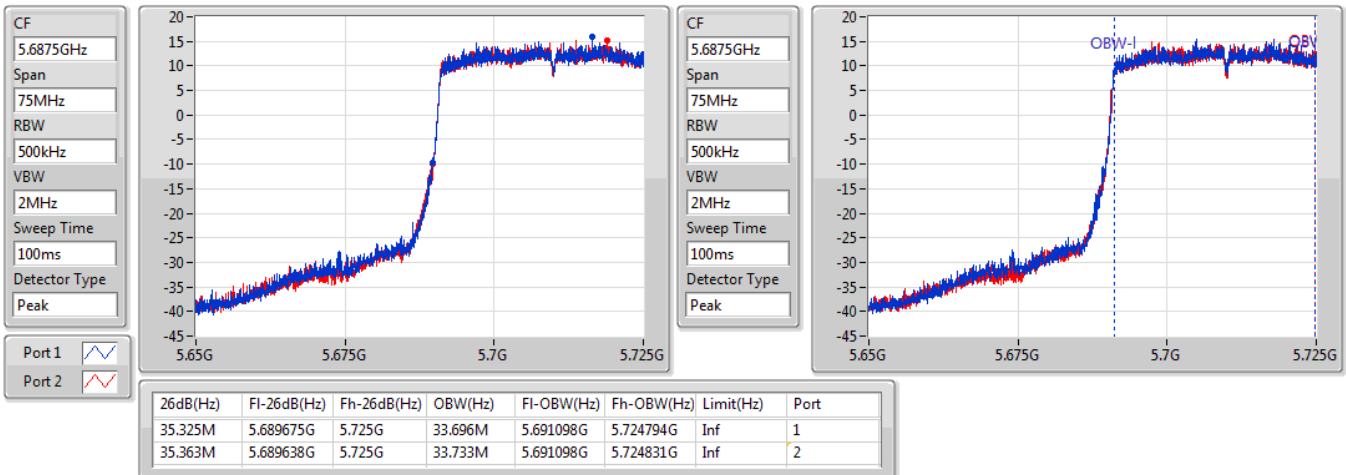


802.11ax HEW40_Nss1,(MCS0)_2TX

EBW

5710MHz Straddle 5.47-5.725GHz

06/01/2021

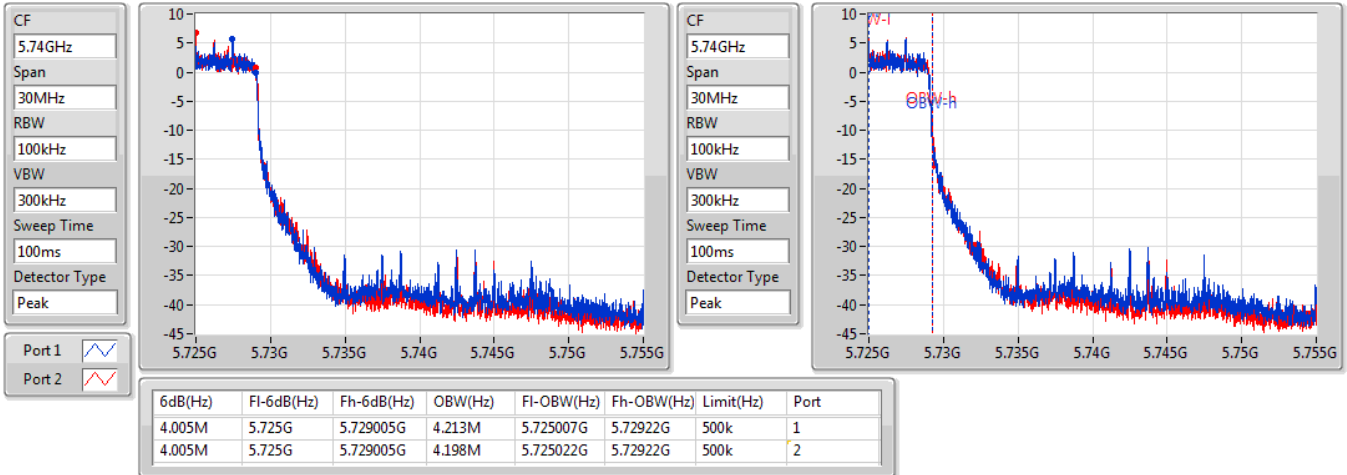


802.11ax HEW40_Nss1,(MCS0)_2TX

EBW

5710MHz Straddle 5.725-5.85GHz

06/01/2021

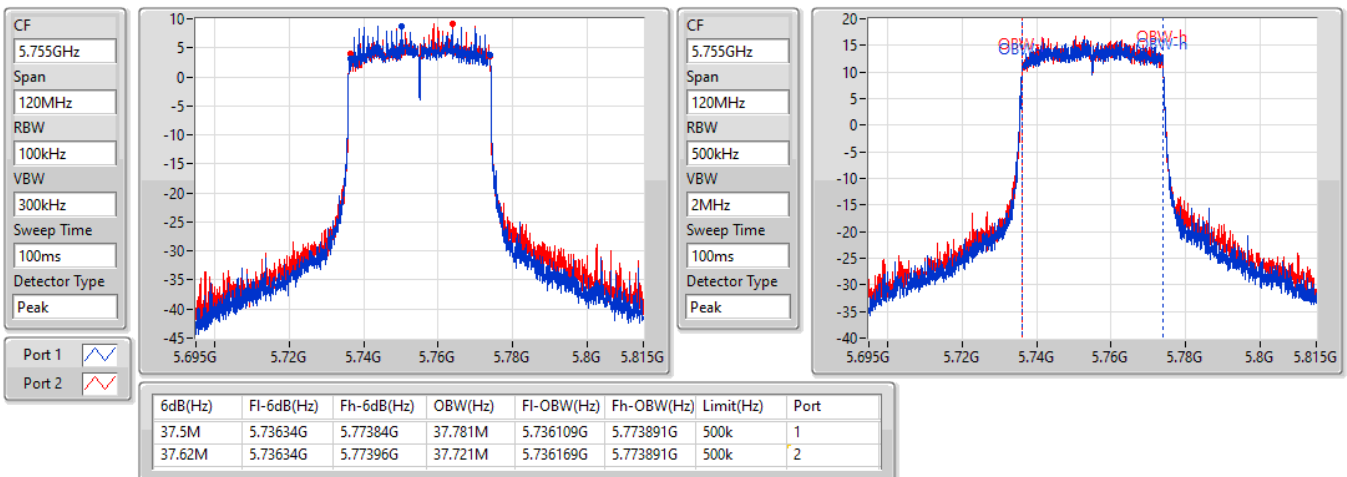


802.11ax HEW40_Nss1,(MCS0)_2TX

EBW

5755MHz

29/01/2021

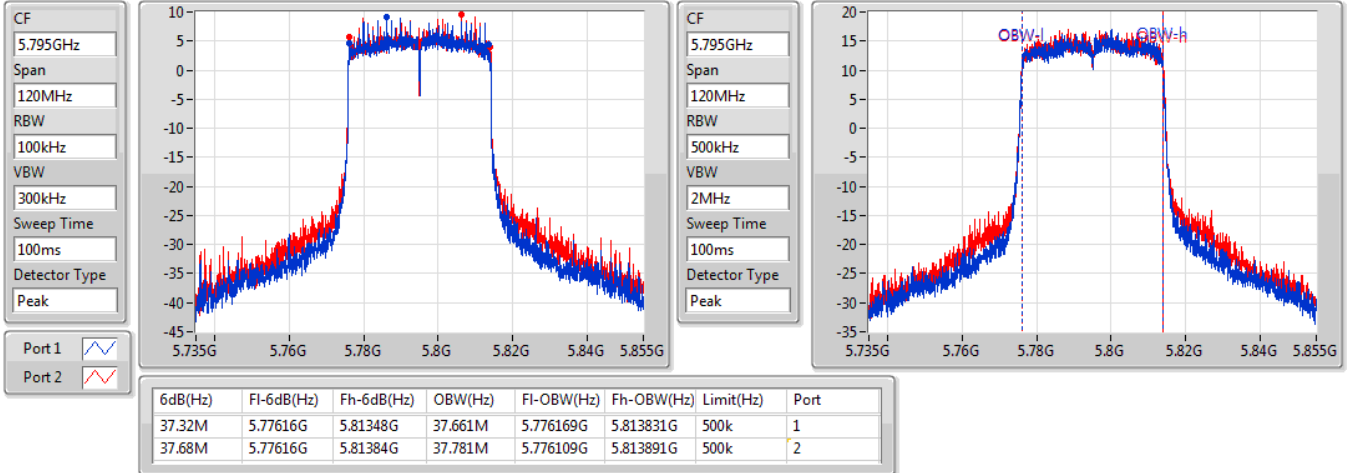


802.11ax HEW40_Nss1,(MCS0)_2TX

EBW

5795MHz

06/01/2021

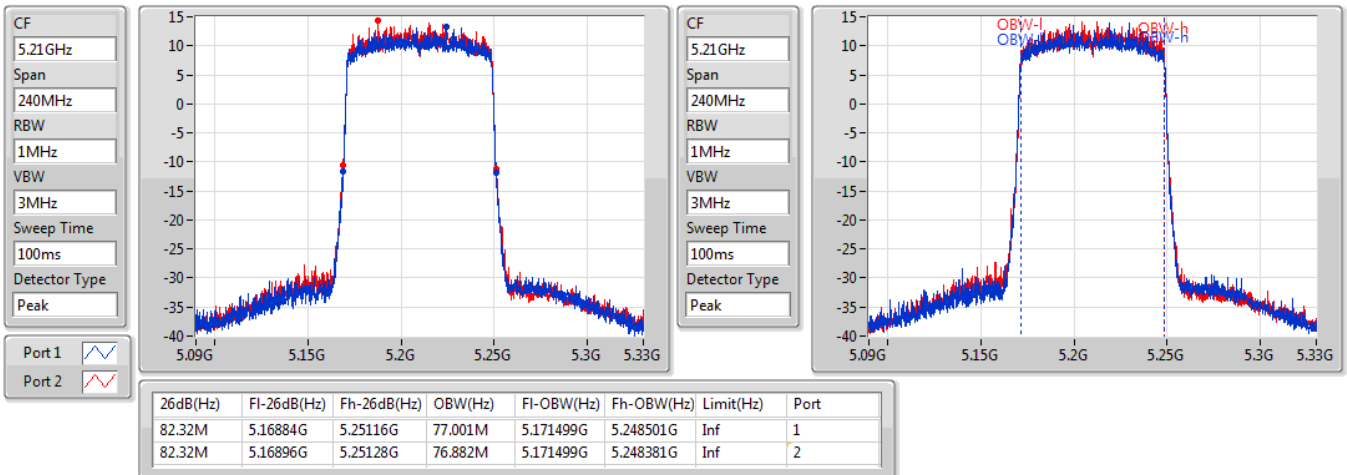


802.11ax HEW80_Nss1,(MCS0)_2TX

EBW

5210MHz

06/01/2021



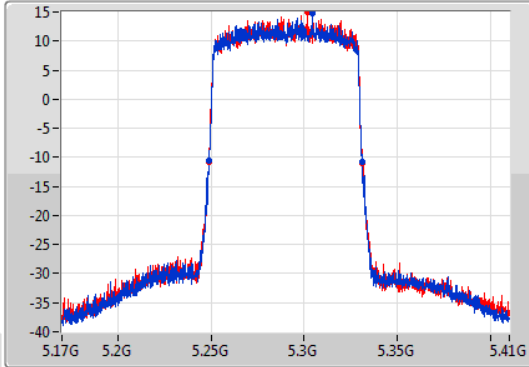
802.11ax HEW80_Nss1,(MCS0)_2TX

EBW

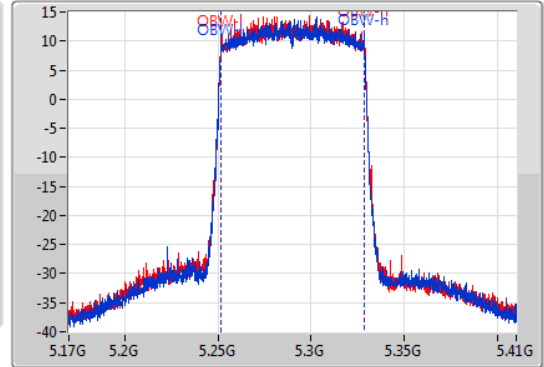
5290MHz

06/01/2021

CF
5.29GHz
Span
240MHz
RBW
1MHz
VBW
3MHz
Sweep Time
100ms
Detector Type
Peak



CF
5.29GHz
Span
240MHz
RBW
1MHz
VBW
3MHz
Sweep Time
100ms
Detector Type
Peak



26dB(Hz)	Fl-26dB(Hz)	Fh-26dB(Hz)	OBW(Hz)	Fl-OBW(Hz)	Fh-OBW(Hz)	Limit(Hz)	Port
82.08M	5.24896G	5.33104G	77.001M	5.251499G	5.328501G	Inf	1
82.44M	5.24872G	5.33116G	77.121M	5.251499G	5.328621G	Inf	2

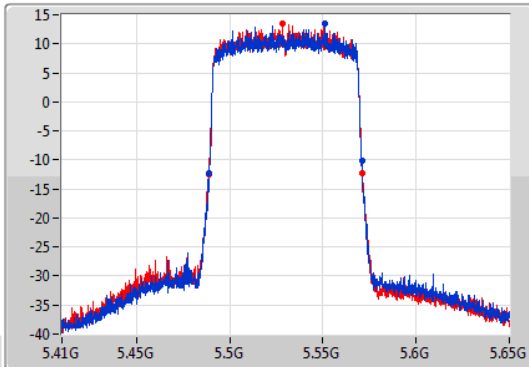
802.11ax HEW80_Nss1,(MCS0)_2TX

EBW

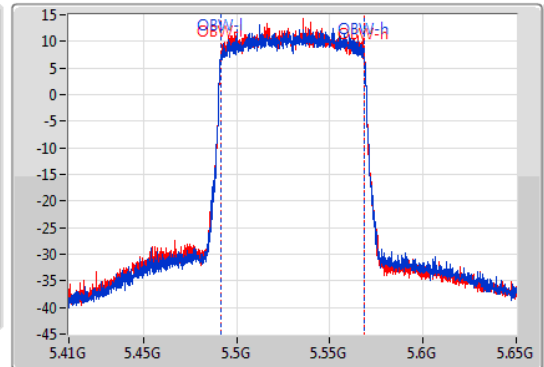
5530MHz

06/01/2021

CF
5.53GHz
Span
240MHz
RBW
1MHz
VBW
3MHz
Sweep Time
100ms
Detector Type
Peak



CF
5.53GHz
Span
240MHz
RBW
1MHz
VBW
3MHz
Sweep Time
100ms
Detector Type
Peak



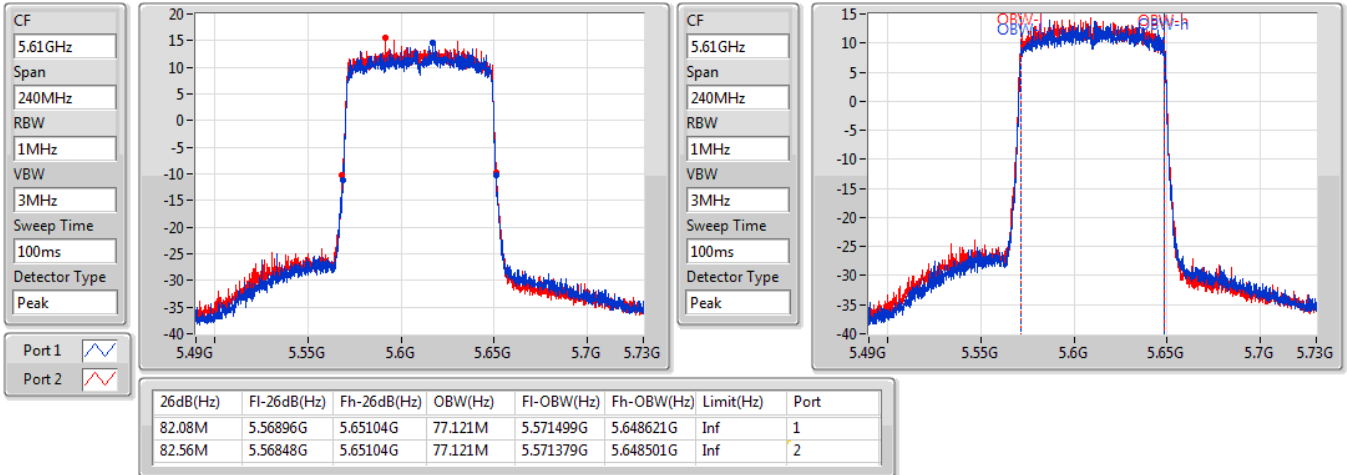
26dB(Hz)	Fl-26dB(Hz)	Fh-26dB(Hz)	OBW(Hz)	Fl-OBW(Hz)	Fh-OBW(Hz)	Limit(Hz)	Port
81.96M	5.48896G	5.57092G	77.001M	5.491499G	5.568501G	Inf	1
82.2M	5.48884G	5.57104G	77.001M	5.491499G	5.568501G	Inf	2

802.11ax HEW80_Nss1,(MCS0)_2TX

EBW

5610MHz

06/01/2021

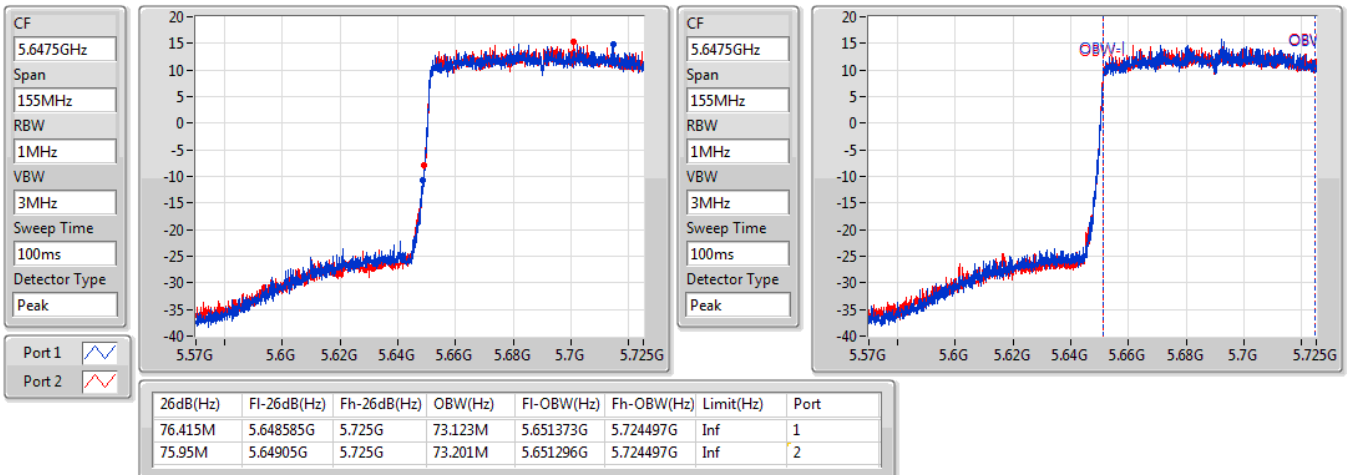


802.11ax HEW80_Nss1,(MCS0)_2TX

EBW

5690MHz Straddle 5.47-5.725GHz

06/01/2021

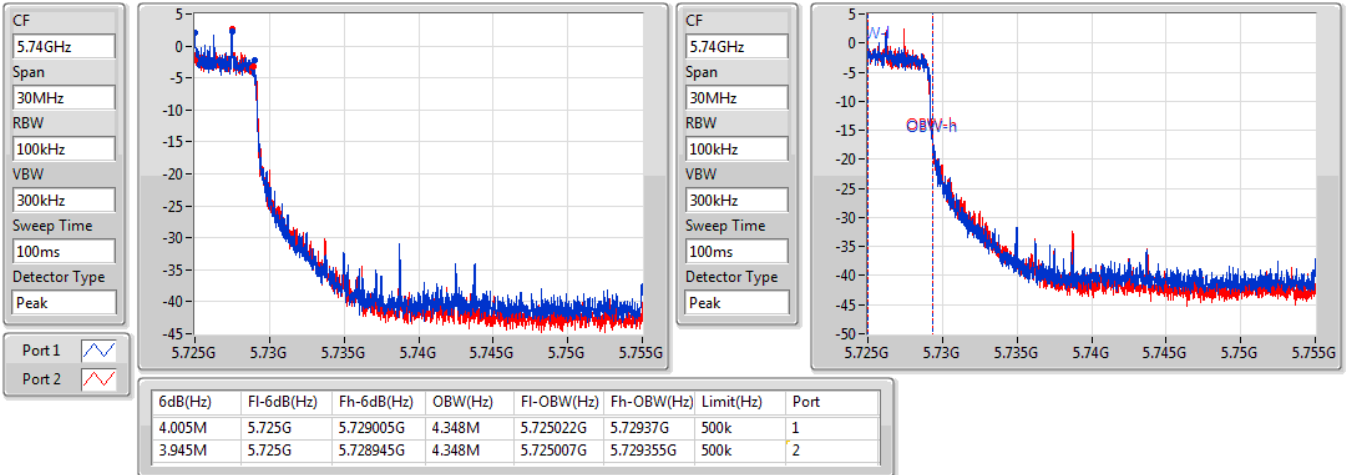


802.11ax HEW80_Nss1,(MCS0)_2TX

EBW

5690MHz Straddle 5.725-5.85GHz

06/01/2021

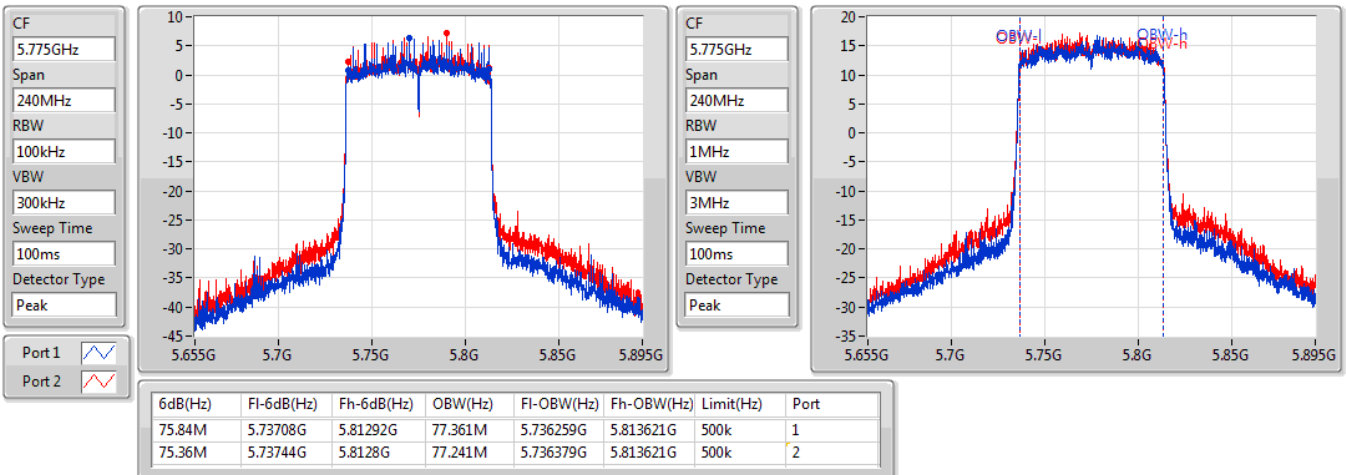


802.11ax HEW80_Nss1,(MCS0)_2TX

EBW

5775MHz

06/01/2021





Summary

Mode	Total Power (dBm)	Total Power (W)
5.15-5.25GHz	-	-
802.11a_Nss1,(6Mbps)_2TX	25.20	0.33113
802.11ax HEW20_Nss1,(MCS0)_2TX	24.73	0.29717
802.11ax HEW40_Nss1,(MCS0)_2TX	25.76	0.37670
802.11ax HEW80_Nss1,(MCS0)_2TX	22.93	0.19634
5.25-5.35GHz	-	-
802.11a_Nss1,(6Mbps)_2TX	23.93	0.24717
802.11ax HEW20_Nss1,(MCS0)_2TX	23.90	0.24547
802.11ax HEW40_Nss1,(MCS0)_2TX	23.82	0.24099
802.11ax HEW80_Nss1,(MCS0)_2TX	23.69	0.23388
5.47-5.725GHz	-	-
802.11a_Nss1,(6Mbps)_2TX	23.87	0.24378
802.11ax HEW20_Nss1,(MCS0)_2TX	23.96	0.24889
802.11ax HEW40_Nss1,(MCS0)_2TX	23.90	0.24547
802.11ax HEW80_Nss1,(MCS0)_2TX	23.88	0.24434
5.725-5.85GHz	-	-
802.11a_Nss1,(6Mbps)_2TX	26.15	0.41210
802.11ax HEW20_Nss1,(MCS0)_2TX	25.71	0.37239
802.11ax HEW40_Nss1,(MCS0)_2TX	26.74	0.47206
802.11ax HEW80_Nss1,(MCS0)_2TX	26.47	0.44361



Result

Mode	Result	DG (dBi)	Port 1 (dBm)	Port 2 (dBm)	Total Power (dBm)	Power Limit (dBm)
802.11a_Nss1,(6Mbps)_2TX	-	-	-	-	-	-
5180MHz	Pass	3.20	22.12	22.17	25.16	30.00
5200MHz	Pass	3.20	22.15	22.19	25.18	30.00
5240MHz	Pass	3.20	22.2	22.17	25.20	30.00
5260MHz	Pass	3.20	20.56	20.93	23.76	23.98
5300MHz	Pass	3.20	20.71	20.95	23.84	23.98
5320MHz	Pass	3.20	20.78	21.06	23.93	23.95
5500MHz	Pass	3.20	20.49	21.09	23.81	23.94
5580MHz	Pass	3.20	20.62	20.83	23.74	23.97
5700MHz	Pass	3.20	20.76	20.95	23.87	23.98
5720MHz Straddle 5.47-5.725GHz	Pass	3.20	19.46	19.45	22.47	22.83
5720MHz Straddle 5.725-5.85GHz	Pass	3.20	12.77	12.9	15.85	30.00
5745MHz	Pass	3.20	23.01	23.26	26.15	30.00
5785MHz	Pass	3.20	22.84	23.18	26.02	30.00
5825MHz	Pass	3.20	22.97	23.02	26.01	30.00
802.11ax HEW20_Nss1,(MCS0)_2TX	-	-	-	-	-	-
5180MHz	Pass	3.20	21.63	21.69	24.67	30.00
5200MHz	Pass	3.20	21.74	21.66	24.71	30.00
5240MHz	Pass	3.20	21.75	21.69	24.73	30.00
5260MHz	Pass	3.20	20.66	20.99	23.84	23.98
5300MHz	Pass	3.20	20.63	20.75	23.70	23.98
5320MHz	Pass	3.20	20.79	20.98	23.90	23.98
5500MHz	Pass	3.20	20.77	21.13	23.96	23.98
5580MHz	Pass	3.20	20.73	20.85	23.80	23.98
5700MHz	Pass	3.20	20.84	21.03	23.95	23.98
5720MHz Straddle 5.47-5.725GHz	Pass	3.20	19.8	19.67	22.75	22.95
5720MHz Straddle 5.725-5.85GHz	Pass	3.20	14.38	14.5	17.45	30.00
5745MHz	Pass	3.20	22.51	22.89	25.71	30.00
5785MHz	Pass	3.20	22.3	22.66	25.49	30.00
5825MHz	Pass	3.20	22.56	22.48	25.53	30.00
802.11ax HEW40_Nss1,(MCS0)_2TX	-	-	-	-	-	-
5190MHz	Pass	3.20	20.89	21.12	24.02	30.00
5230MHz	Pass	3.20	22.91	22.58	25.76	30.00
5270MHz	Pass	3.20	20.47	20.83	23.66	23.98
5310MHz	Pass	3.20	20.71	20.9	23.82	23.98
5510MHz	Pass	3.20	20.46	20.74	23.61	23.98
5550MHz	Pass	3.20	20.69	20.96	23.84	23.98
5670MHz	Pass	3.20	20.77	20.91	23.85	23.98
5710MHz Straddle 5.47-5.725GHz	Pass	3.20	20.88	20.9	23.90	23.98
5710MHz Straddle 5.725-5.85GHz	Pass	3.20	11.11	11.24	14.19	30.00
5755MHz	Pass	3.20	23.45	23.85	26.66	30.00
5795MHz	Pass	3.20	23.62	23.83	26.74	30.00
802.11ax HEW80_Nss1,(MCS0)_2TX	-	-	-	-	-	-
5210MHz	Pass	3.20	19.73	20.11	22.93	30.00

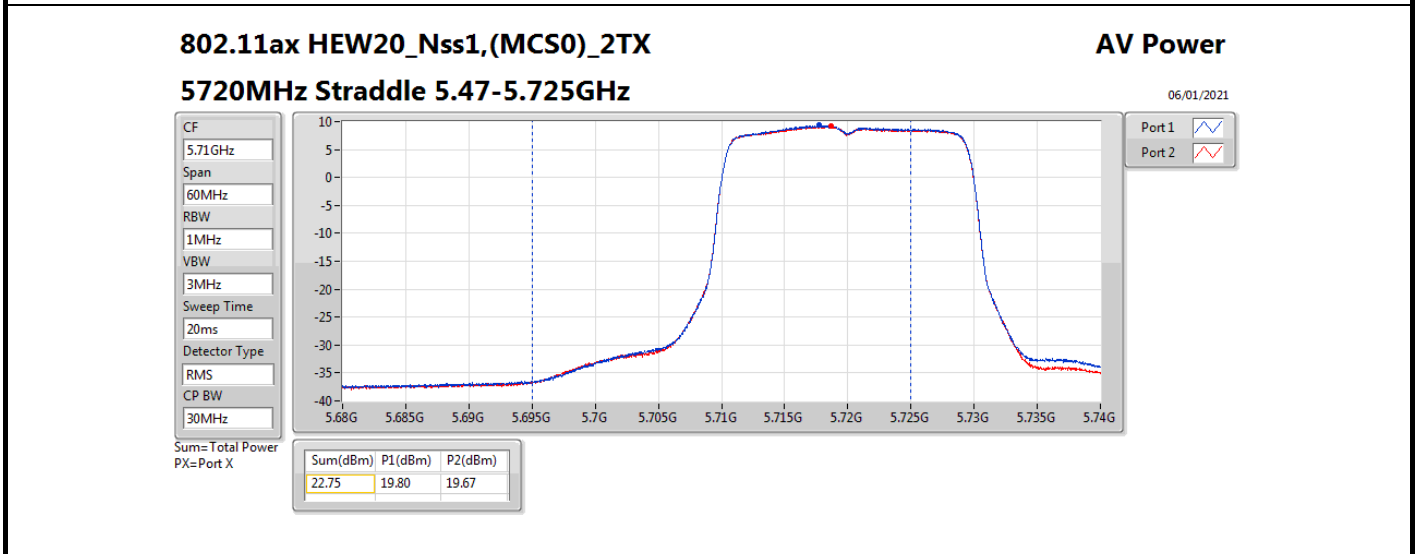
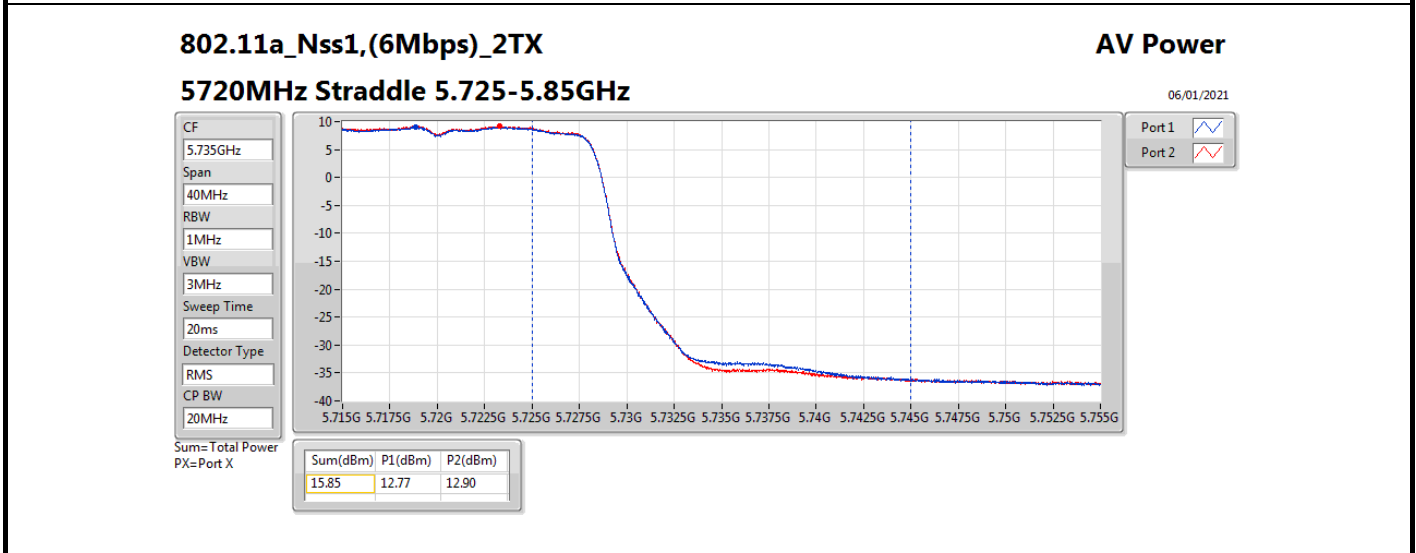
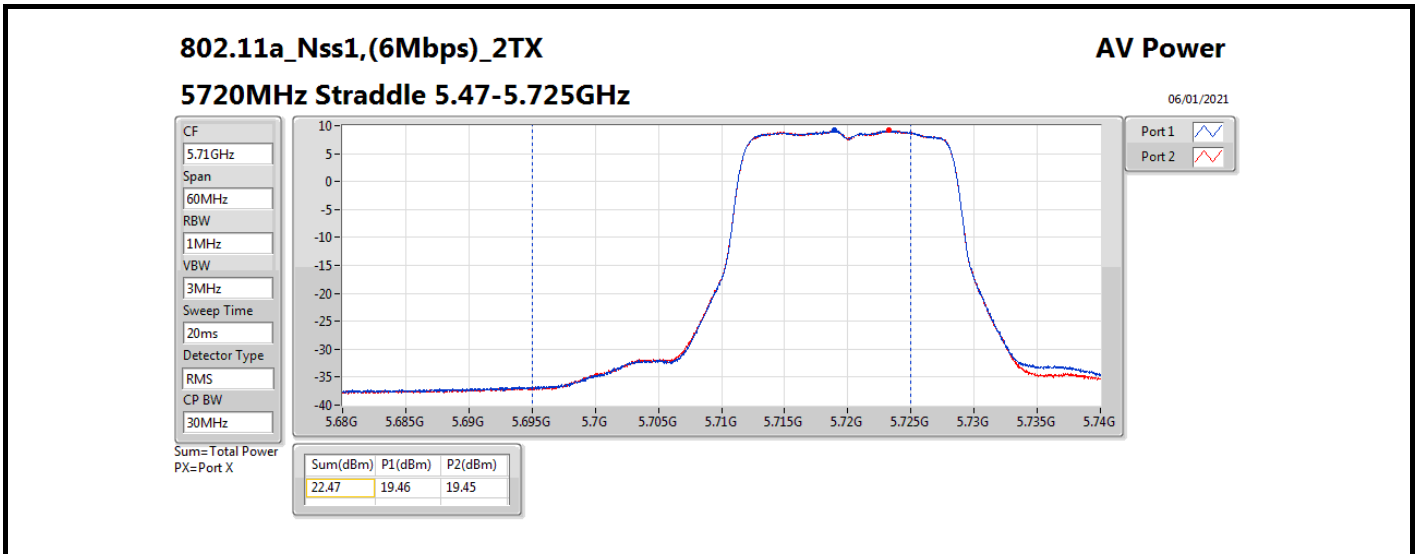


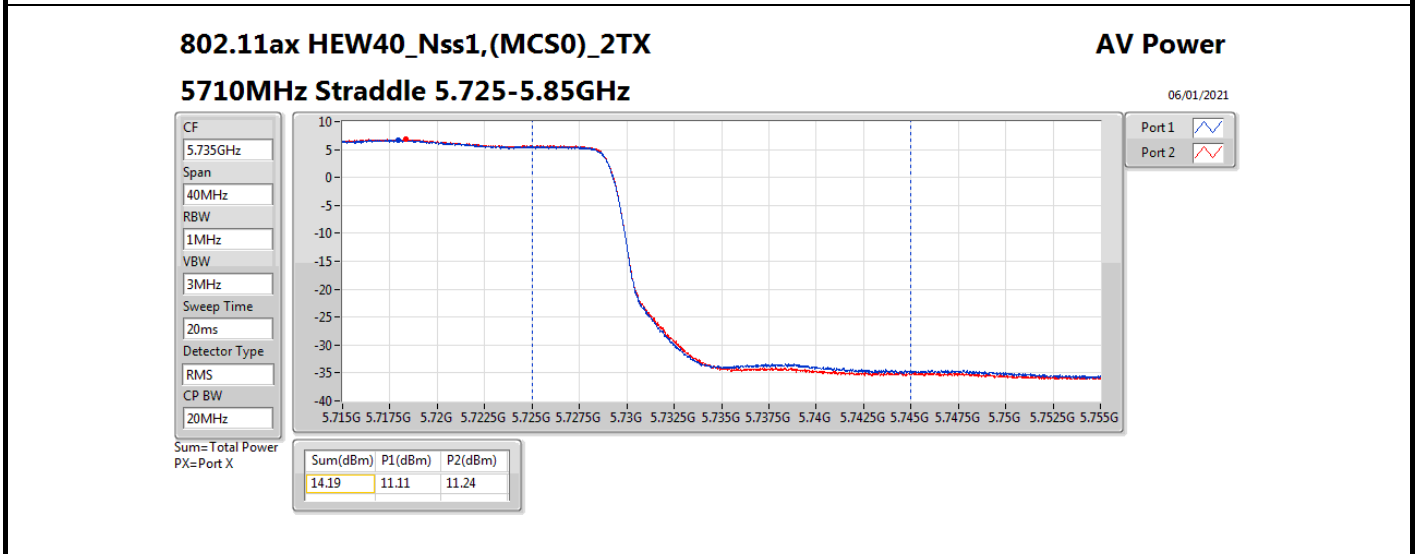
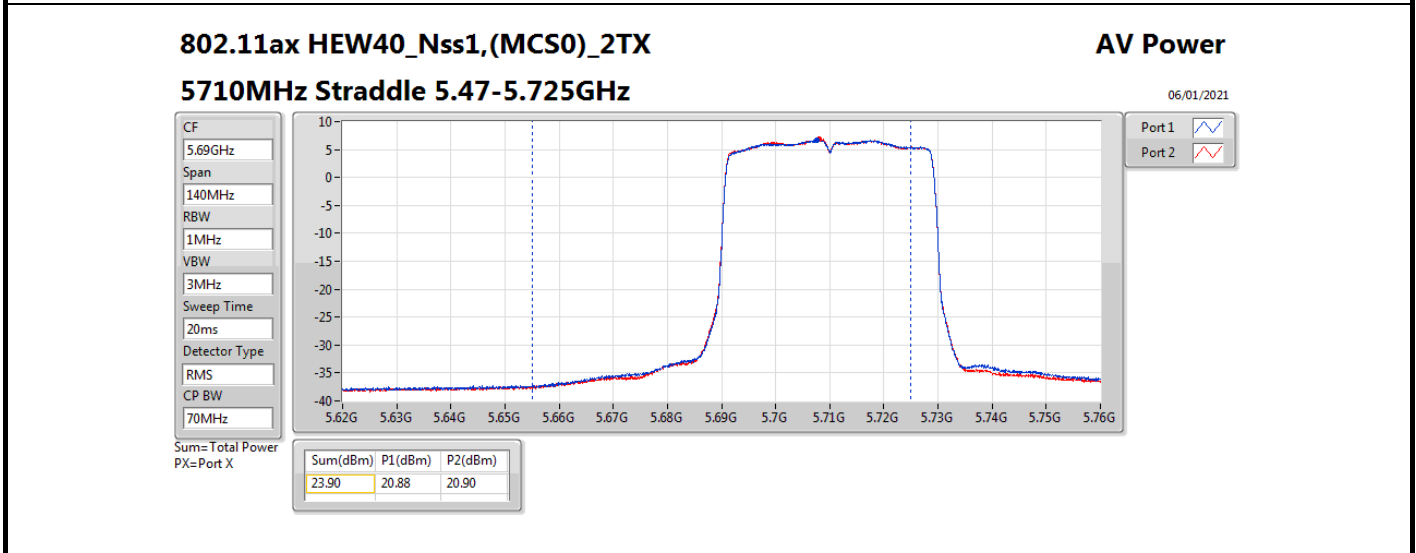
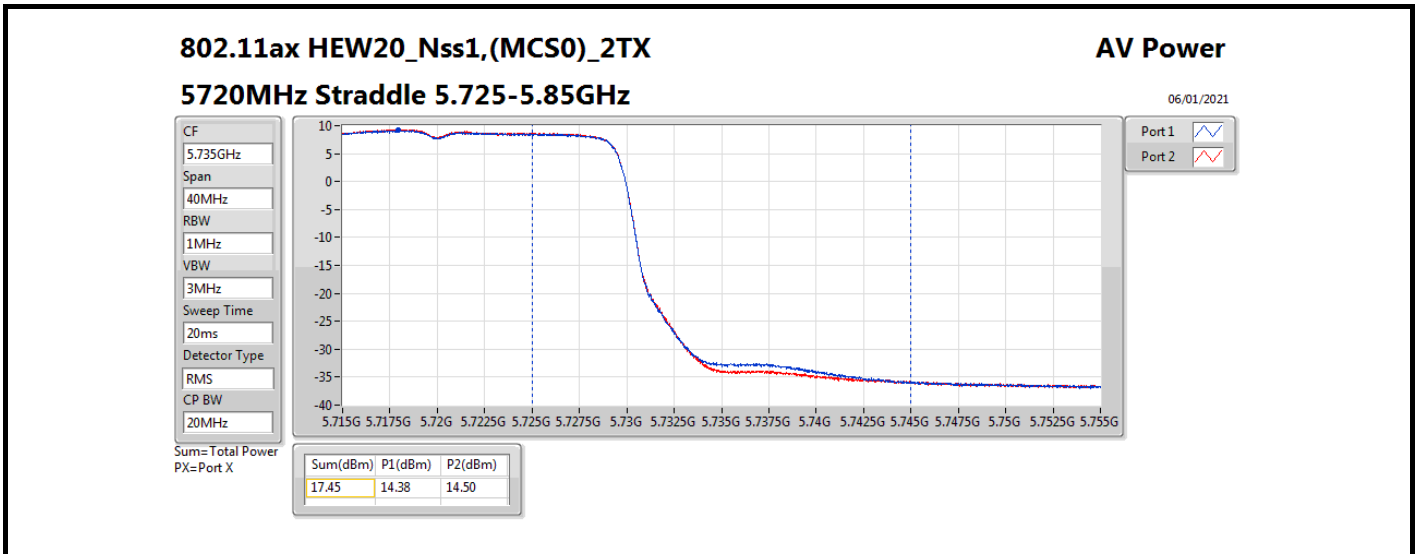
Average Power

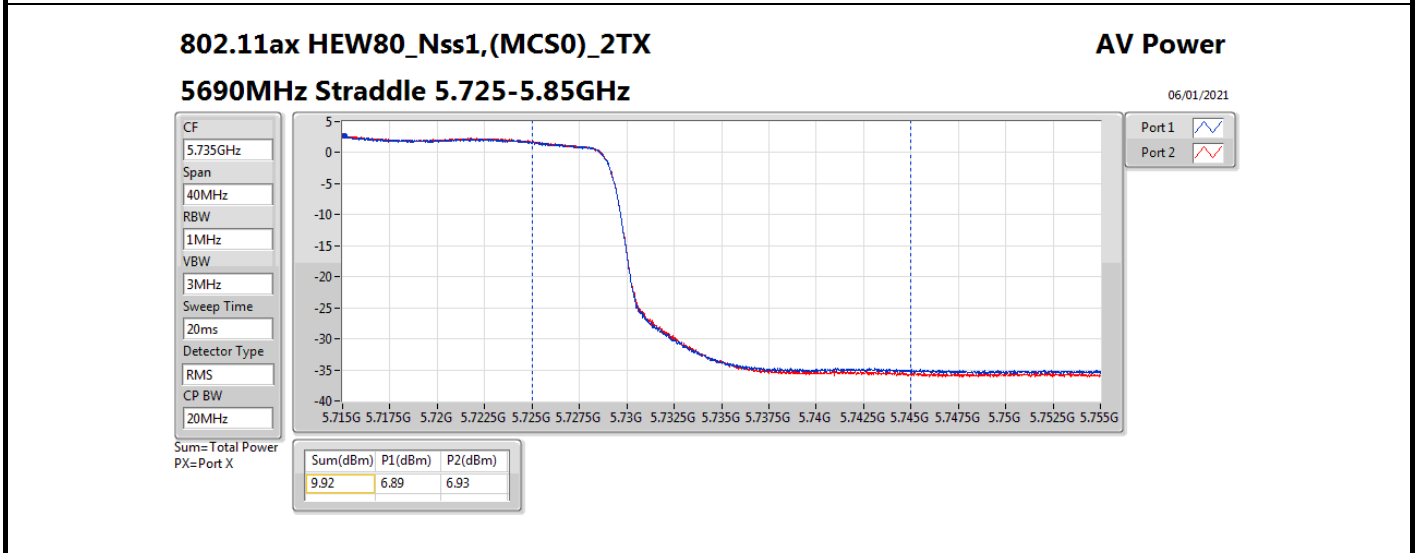
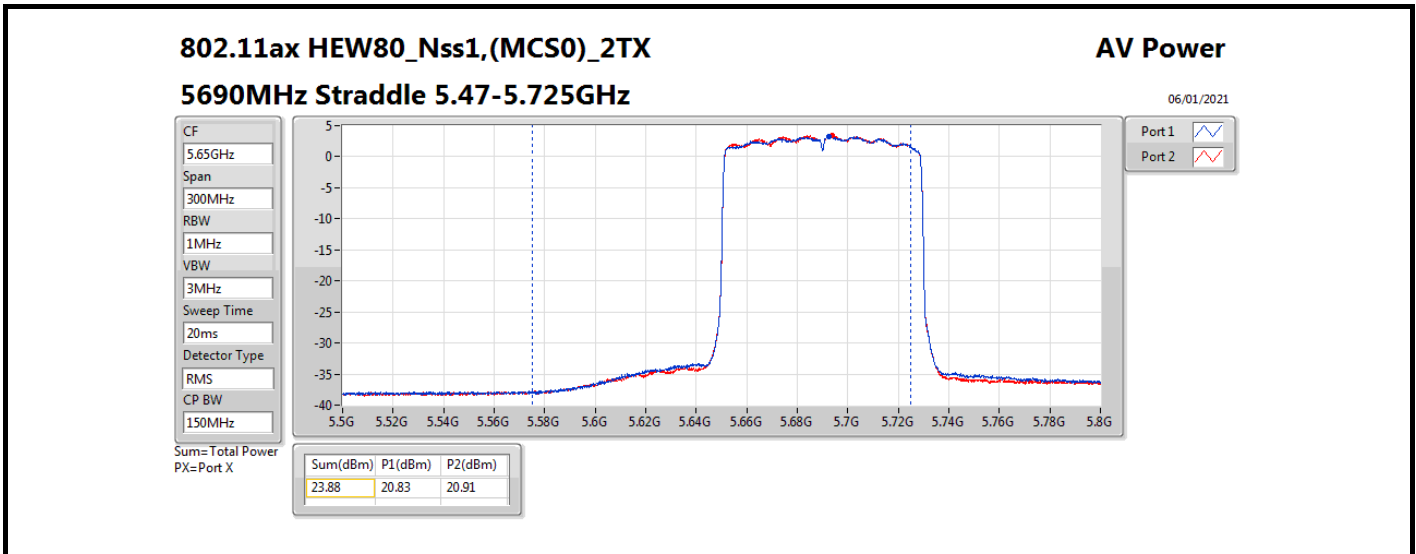
Appendix C.1

Mode	Result	DG (dBi)	Port 1 (dBm)	Port 2 (dBm)	Total Power (dBm)	Power Limit (dBm)
5290MHz	Pass	3.20	20.57	20.78	23.69	23.98
5530MHz	Pass	3.20	19.51	19.73	22.63	23.98
5610MHz	Pass	3.20	20.56	21.12	23.86	23.98
5690MHz Straddle 5.47-5.725GHz	Pass	3.20	20.83	20.91	23.88	23.98
5690MHz Straddle 5.725-5.85GHz	Pass	3.20	6.89	6.93	9.92	30.00
5775MHz	Pass	3.20	23.22	23.68	26.47	30.00

DG = Directional Gain; **Port X** = Port X output power









Summary

Mode	Total Power (dBm)	Total Power (W)	EIRP Power [Phi 30°] (dBm)	EIRP Power [Phi 30°] (W)
5.15-5.25GHz	-	-	-	-
802.11a_Nss1,(6Mbps)_2TX	22.19	0.16558	18.49	0.07063
802.11ax HEW20_Nss1,(MCS0)_2TX	21.69	0.14757	17.99	0.06295
802.11ax HEW40_Nss1,(MCS0)_2TX	22.86	0.19320	19.16	0.08241
802.11ax HEW80_Nss1,(MCS0)_2TX	20.11	0.10257	16.41	0.04375



Result

Mode	Result	Directional Gain [Phi 30°] (dBi)	Port 2 (dBm)	Total Power (dBm)	EIRP Power [Phi 30°] (dBm)	EIRP Power Limit [Phi 30°] (dBm)
802.11a_Nss1,(6Mbps)_2TX	-	-	-	-	-	-
5180MHz	Pass	-3.70	22.17	22.17	18.47	21.00
5200MHz	Pass	-3.70	22.19	22.19	18.49	21.00
5240MHz	Pass	-3.70	22.17	22.17	18.47	21.00
802.11ax HEW20_Nss1,(MCS0)_2TX	-	-	-	-	-	-
5180MHz	Pass	-3.70	21.69	21.69	17.99	21.00
5200MHz	Pass	-3.70	21.66	21.66	17.96	21.00
5240MHz	Pass	-3.70	21.69	21.69	17.99	21.00
802.11ax HEW40_Nss1,(MCS0)_2TX	-	-	-	-	-	-
5190MHz	Pass	-3.70	21.12	21.12	17.42	21.00
5230MHz	Pass	-3.70	22.86	22.86	19.16	21.00
802.11ax HEW80_Nss1,(MCS0)_2TX	-	-	-	-	-	-
5210MHz	Pass	-3.70	20.11	20.11	16.41	21.00

DG = Directional Gain; Port X = Port X output power



Summary

Mode	Total Power (dBm)	Total Power (W)	EIRP Power [Phi 30°] (dBm)	EIRP Power [Phi 30°] (W)
5.15-5.25GHz	-	-	-	-
802.11a_Nss1,(6Mbps)_2TX	22.20	0.16596	18.50	0.07079
802.11ax HEW20_Nss1,(MCS0)_2TX	21.75	0.14962	18.05	0.06383
802.11ax HEW40_Nss1,(MCS0)_2TX	22.73	0.18750	19.03	0.07998
802.11ax HEW80_Nss1,(MCS0)_2TX	19.73	0.09397	16.03	0.04009



Result

Mode	Result	Directional Gain [Phi 30°] (dBi)	Port 1 (dBm)	Total Power (dBm)	EIRP Power [Phi 30°] (dBm)	EIRP Power Limit [Phi 30°] (dBm)
802.11a_Nss1,(6Mbps)_2TX	-	-	-	-	-	-
5180MHz	Pass	-3.70	22.12	22.12	18.42	21.00
5200MHz	Pass	-3.70	22.15	22.15	18.45	21.00
5240MHz	Pass	-3.70	22.20	22.20	18.50	21.00
802.11ax HEW20_Nss1,(MCS0)_2TX	-	-	-	-	-	-
5180MHz	Pass	-3.70	21.63	21.63	17.93	21.00
5200MHz	Pass	-3.70	21.74	21.74	18.04	21.00
5240MHz	Pass	-3.70	21.75	21.75	18.05	21.00
802.11ax HEW40_Nss1,(MCS0)_2TX	-	-	-	-	-	-
5190MHz	Pass	-3.70	20.89	20.89	17.19	21.00
5230MHz	Pass	-3.70	22.73	22.73	19.03	21.00
802.11ax HEW80_Nss1,(MCS0)_2TX	-	-	-	-	-	-
5210MHz	Pass	-3.70	19.73	19.73	16.03	21.00

DG = Directional Gain; Port X = Port X output power

Summary

Mode	PD (dBm/RBW)
5.15-5.25GHz	-
802.11a_Nss1,(6Mbps)_2TX	12.34
802.11ax HEW20_Nss1,(MCS0)_2TX	11.14
802.11ax HEW40_Nss1,(MCS0)_2TX	8.9
802.11ax HEW80_Nss1,(MCS0)_2TX	3.59
5.25-5.35GHz	-
802.11a_Nss1,(6Mbps)_2TX	10.96
802.11ax HEW20_Nss1,(MCS0)_2TX	10.45
802.11ax HEW40_Nss1,(MCS0)_2TX	7.2
802.11ax HEW80_Nss1,(MCS0)_2TX	4.39
5.47-5.725GHz	-
802.11a_Nss1,(6Mbps)_2TX	10.92
802.11ax HEW20_Nss1,(MCS0)_2TX	10.73
802.11ax HEW40_Nss1,(MCS0)_2TX	8.42
802.11ax HEW80_Nss1,(MCS0)_2TX	4.95
5.725-5.85GHz	-
802.11a_Nss1,(6Mbps)_2TX	11.64
802.11ax HEW20_Nss1,(MCS0)_2TX	10.68
802.11ax HEW40_Nss1,(MCS0)_2TX	8.85
802.11ax HEW80_Nss1,(MCS0)_2TX	5.67

RBW = 500 kHz for 5.725-5.85GHz band / 1MHz for other band;

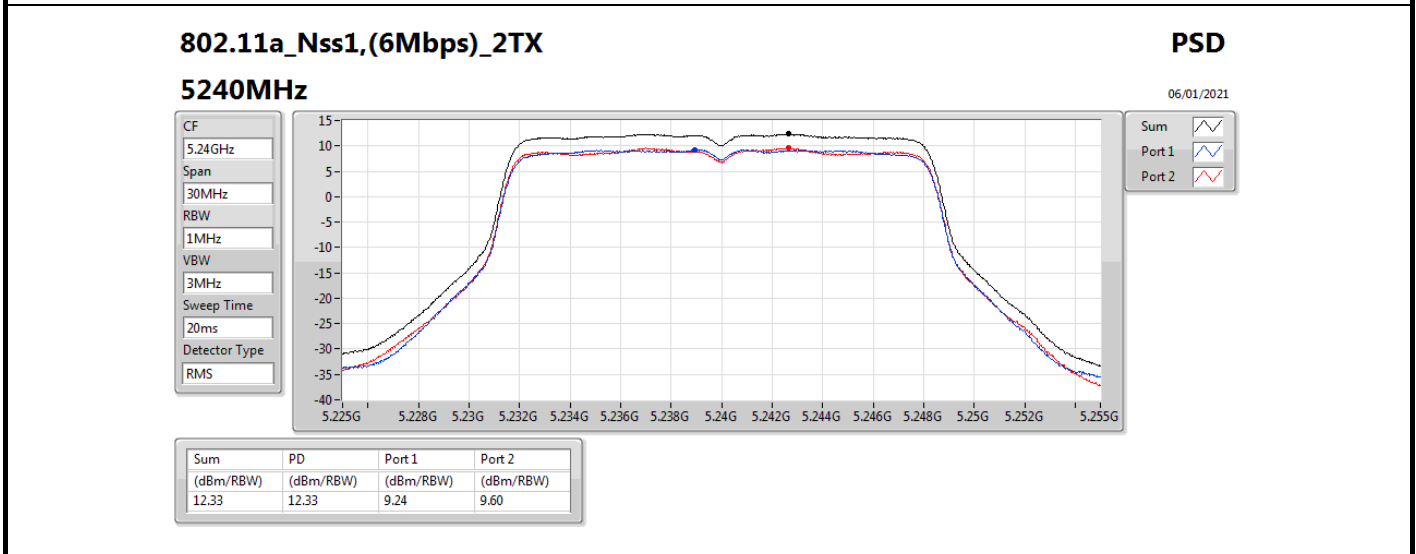
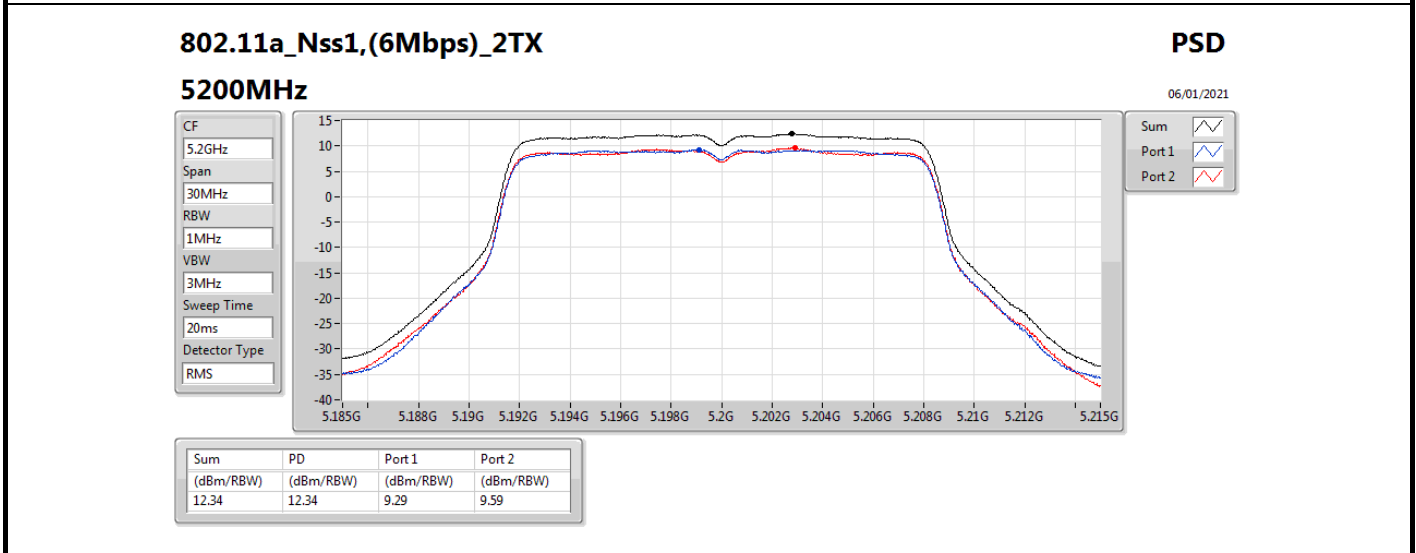
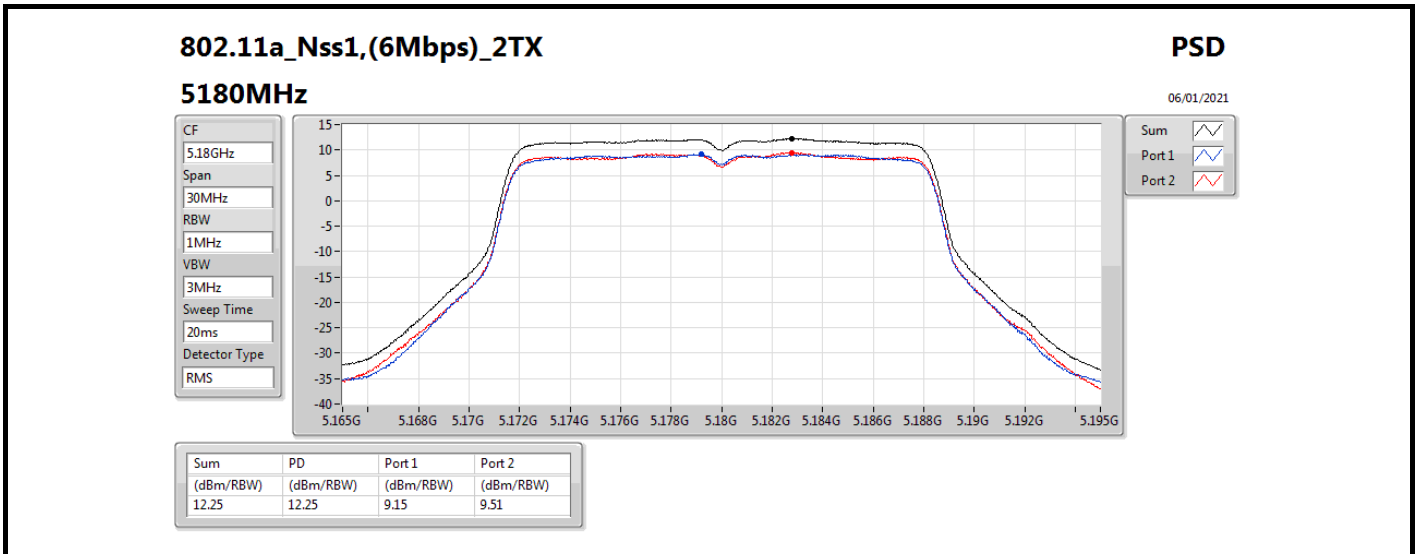
Result

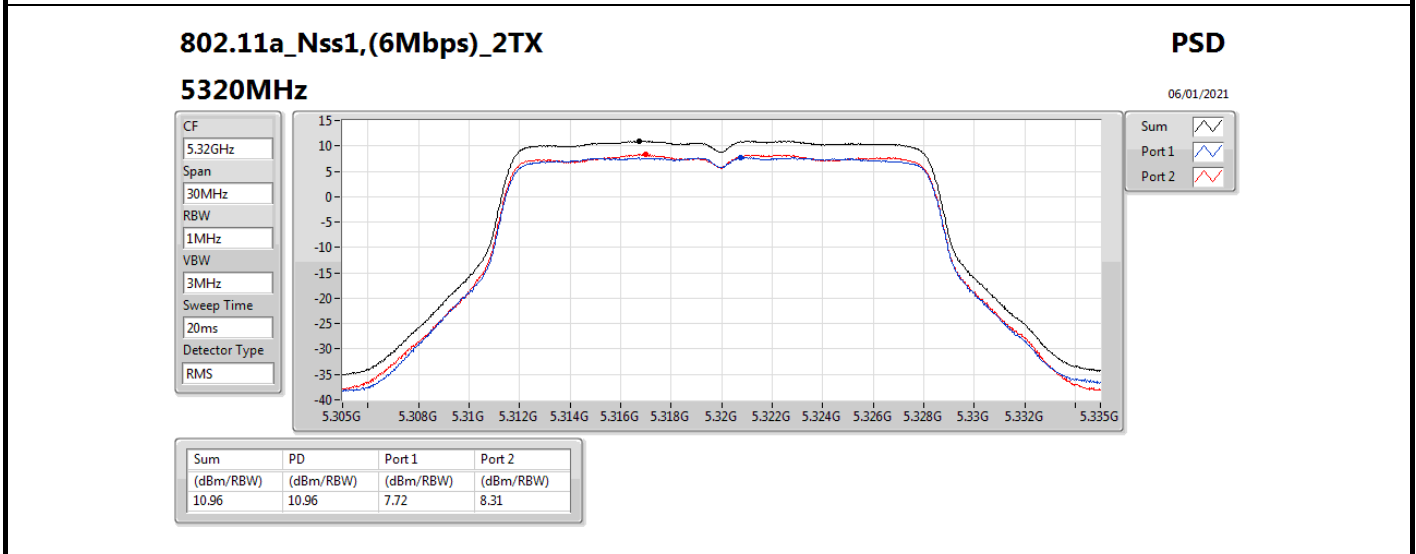
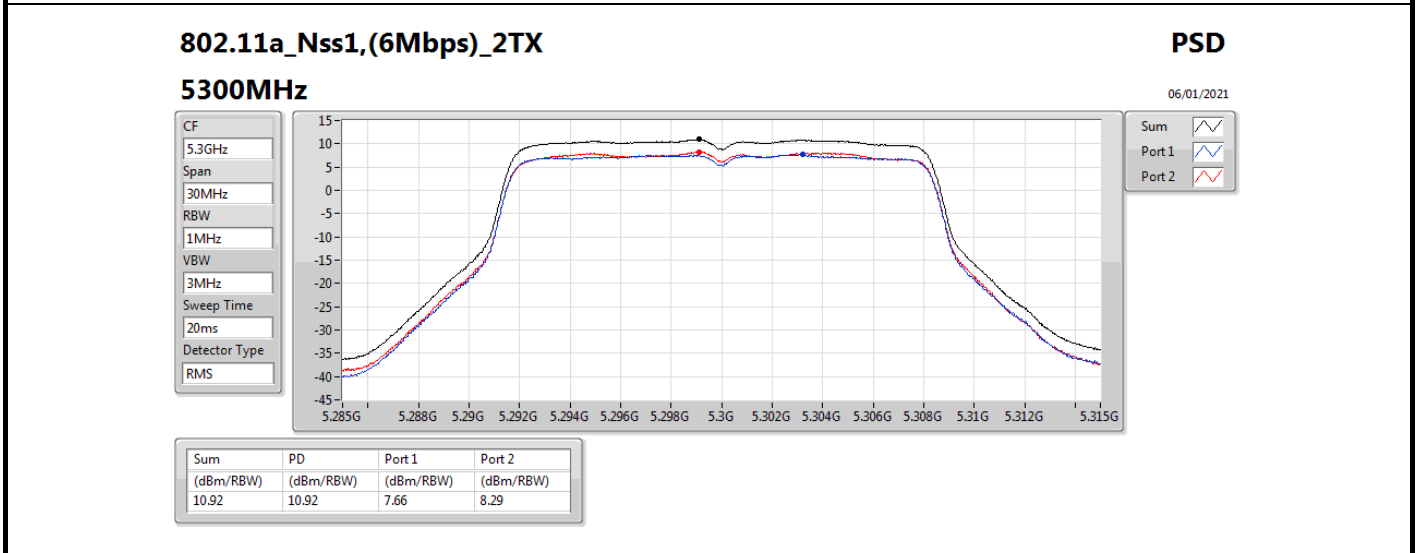
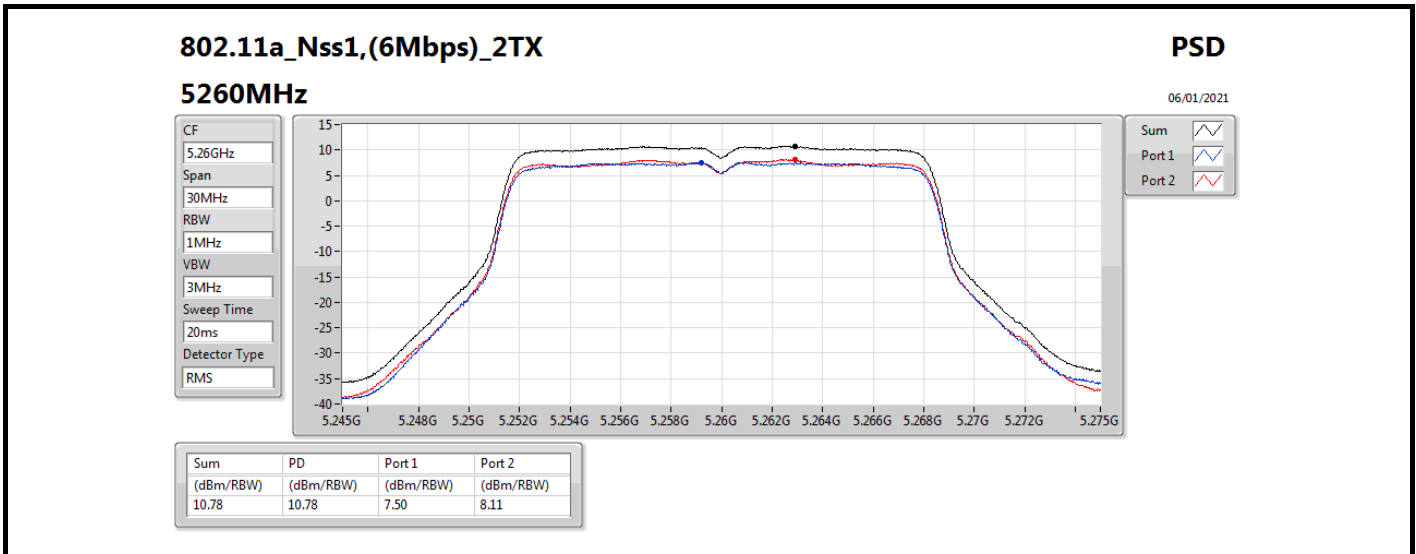
Mode	Result	DG (dBi)	Port 1 (dBm/RBW)	Port 2 (dBm/RBW)	PD (dBm/RBW)	PD Limit (dBm/RBW)
802.11a_Nss1,(6Mbps)_2TX	-	-	-	-	-	-
5180MHz	Pass	3.20	9.15	9.51	12.25	17.00
5200MHz	Pass	3.20	9.29	9.59	12.34	17.00
5240MHz	Pass	3.20	9.24	9.6	12.33	17.00
5260MHz	Pass	3.20	7.5	8.11	10.78	11.00
5300MHz	Pass	3.20	7.66	8.29	10.92	11.00
5320MHz	Pass	3.20	7.72	8.31	10.96	11.00
5500MHz	Pass	3.20	7.05	7.89	10.37	11.00
5580MHz	Pass	3.20	7.46	7.89	10.60	11.00
5700MHz	Pass	3.20	7.8	8.04	10.92	11.00
5720MHz Straddle 5.47-5.725GHz	Pass	3.20	7.71	7.78	10.73	11.00
5720MHz Straddle 5.725-5.85GHz	Pass	3.20	5.65	5.84	8.76	30.00
5745MHz	Pass	3.20	8.58	8.85	11.64	30.00
5785MHz	Pass	3.20	8.34	8.74	11.48	30.00
5825MHz	Pass	3.20	8.58	8.47	11.40	30.00
802.11ax HEW20_Nss1,(MCS0)_2TX	-	-	-	-	-	-
5180MHz	Pass	3.20	8.02	8.13	11.03	17.00
5200MHz	Pass	3.20	8.22	8.19	11.05	17.00
5240MHz	Pass	3.20	8.3	8.31	11.14	17.00
5260MHz	Pass	3.20	6.94	7.61	10.19	11.00
5300MHz	Pass	3.20	7.15	7.35	10.24	11.00
5320MHz	Pass	3.20	7.26	7.8	10.45	11.00
5500MHz	Pass	3.20	7.07	7.72	10.32	11.00
5580MHz	Pass	3.20	7.13	7.35	10.04	11.00
5700MHz	Pass	3.20	7.3	7.5	10.38	11.00
5720MHz Straddle 5.47-5.725GHz	Pass	3.20	7.79	7.64	10.73	11.00
5720MHz Straddle 5.725-5.85GHz	Pass	3.20	5.49	5.82	8.60	30.00
5745MHz	Pass	3.20	7.56	7.86	10.68	30.00
5785MHz	Pass	3.20	7.44	7.7	10.54	30.00
5825MHz	Pass	3.20	7.44	7.45	10.44	30.00
802.11ax HEW40_Nss1,(MCS0)_2TX	-	-	-	-	-	-
5190MHz	Pass	3.20	4.47	4.97	7.58	17.00
5230MHz	Pass	3.20	6.2	5.91	8.90	17.00
5270MHz	Pass	3.20	3.97	4.67	7.20	11.00
5310MHz	Pass	3.20	3.95	4.2	7.06	11.00
5510MHz	Pass	3.20	3.96	4.36	7.09	11.00
5550MHz	Pass	3.20	4.34	4.81	7.45	11.00
5670MHz	Pass	3.20	4.37	4.56	7.39	11.00
5710MHz Straddle 5.47-5.725GHz	Pass	3.20	5.44	5.45	8.42	11.00
5710MHz Straddle 5.725-5.85GHz	Pass	3.20	2.54	2.66	5.57	30.00
5755MHz	Pass	3.20	5.22	5.64	8.39	30.00
5795MHz	Pass	3.20	5.76	6.09	8.85	30.00
802.11ax HEW80_Nss1,(MCS0)_2TX	-	-	-	-	-	-
5210MHz	Pass	3.20	0.32	1.05	3.59	17.00

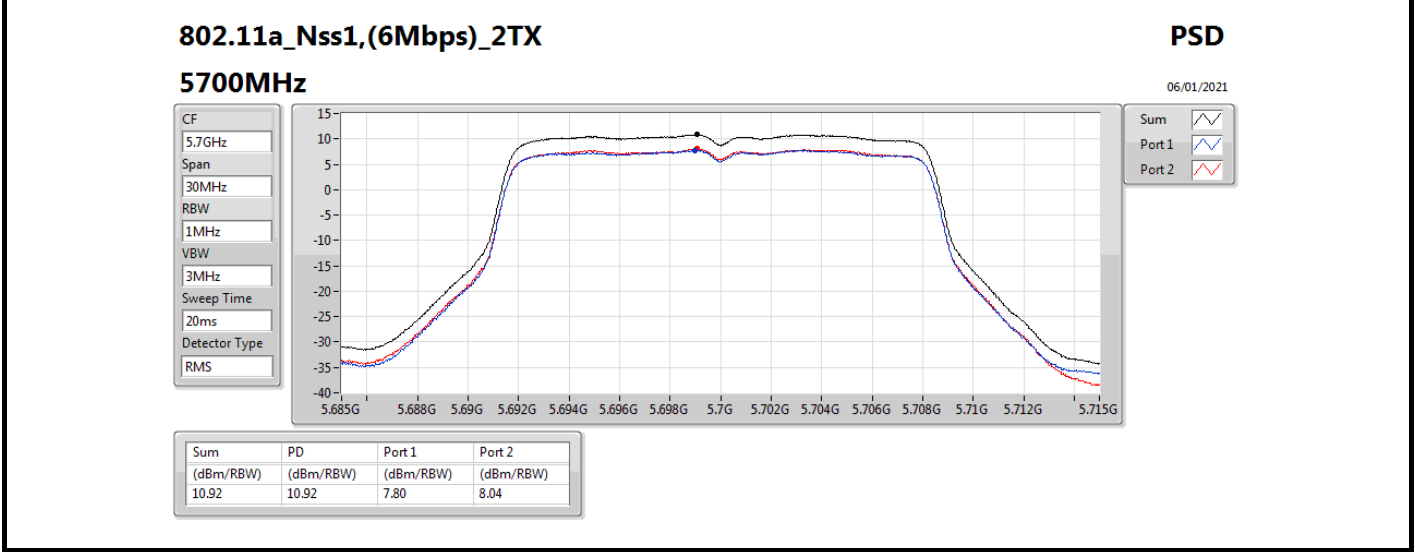
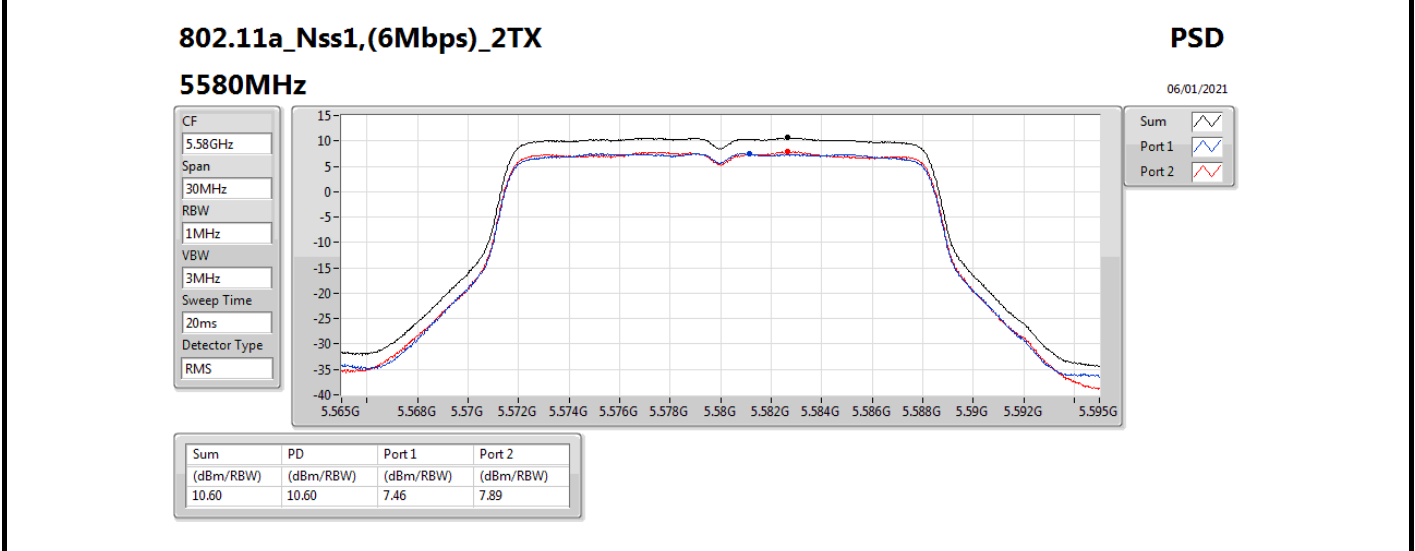
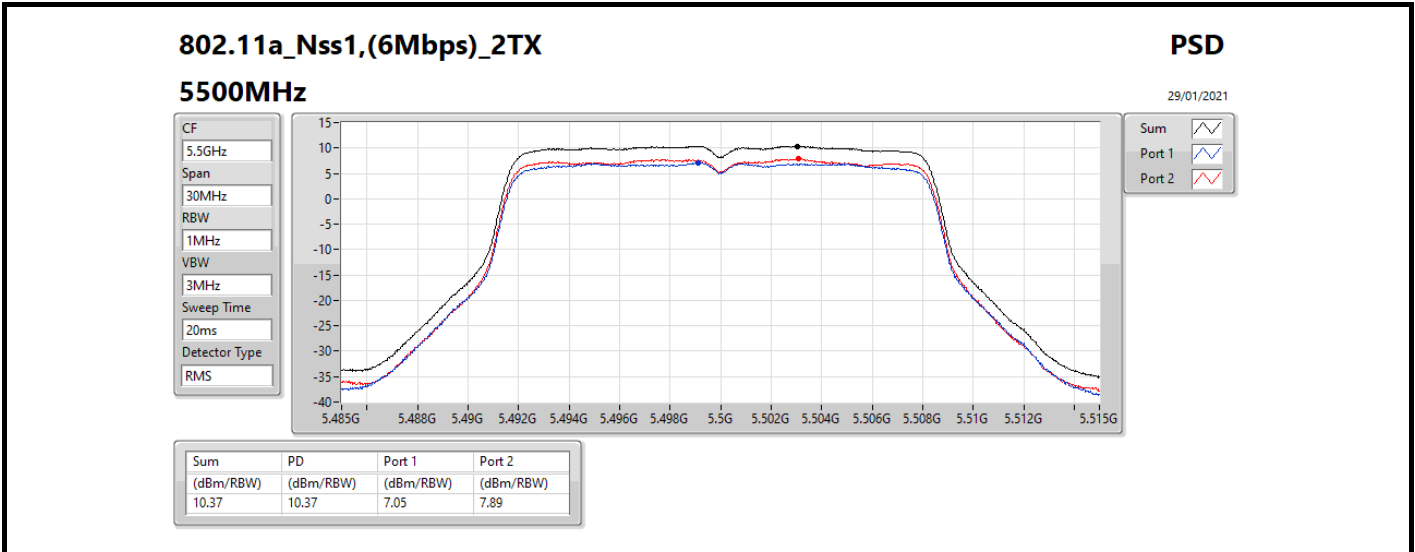
Mode	Result	DG (dBi)	Port 1 (dBm/RBW)	Port 2 (dBm/RBW)	PD (dBm/RBW)	PD Limit (dBm/RBW)
5290MHz	Pass	3.20	1.11	1.84	4.39	11.00
5530MHz	Pass	3.20	0	0.52	3.19	11.00
5610MHz	Pass	3.20	1.13	1.77	4.36	11.00
5690MHz Straddle 5.47-5.725GHz	Pass	3.20	1.89	2.09	4.95	11.00
5690MHz Straddle 5.725-5.85GHz	Pass	3.20	-1.32	-1.18	1.73	30.00
5775MHz	Pass	3.20	2.47	2.96	5.67	30.00

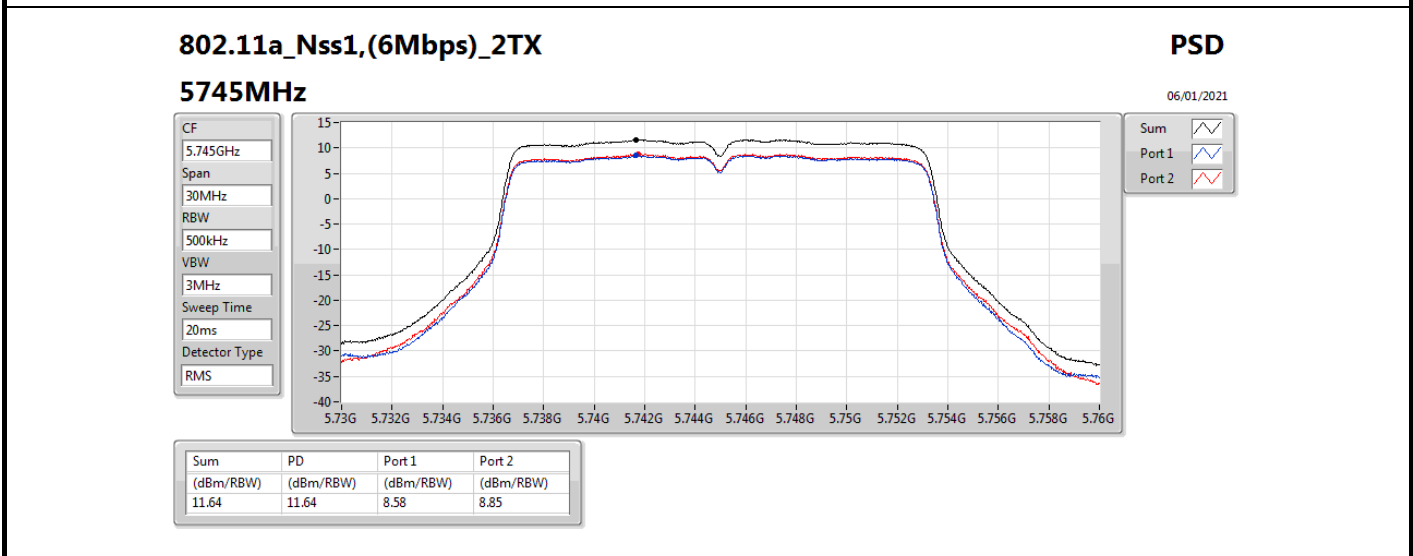
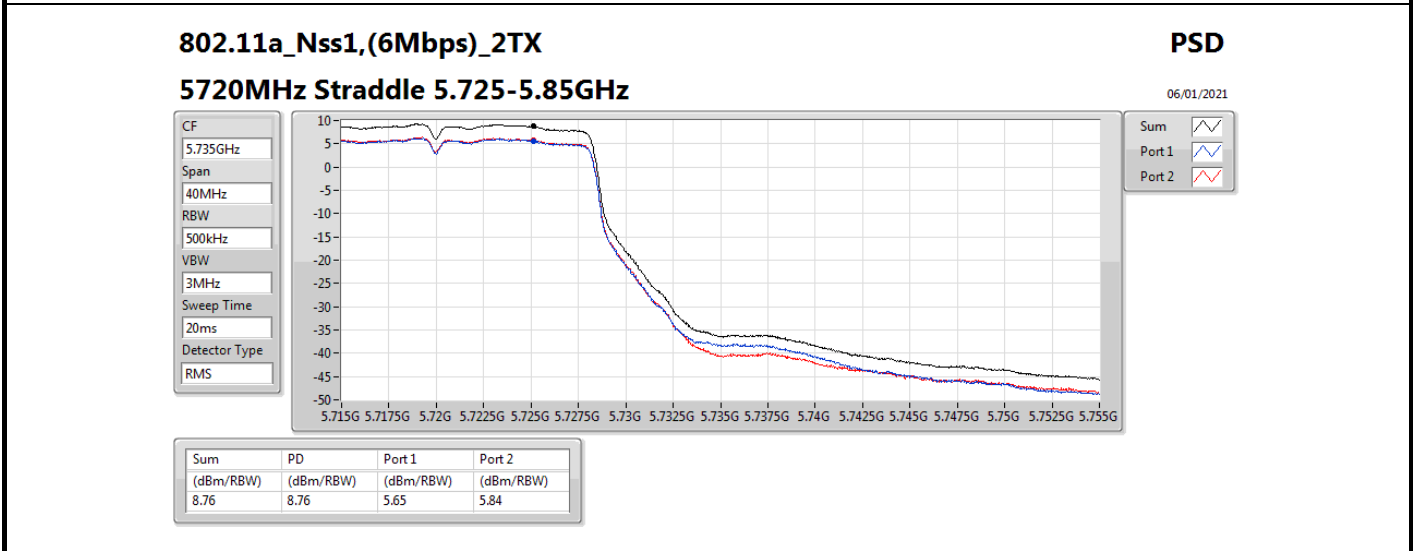
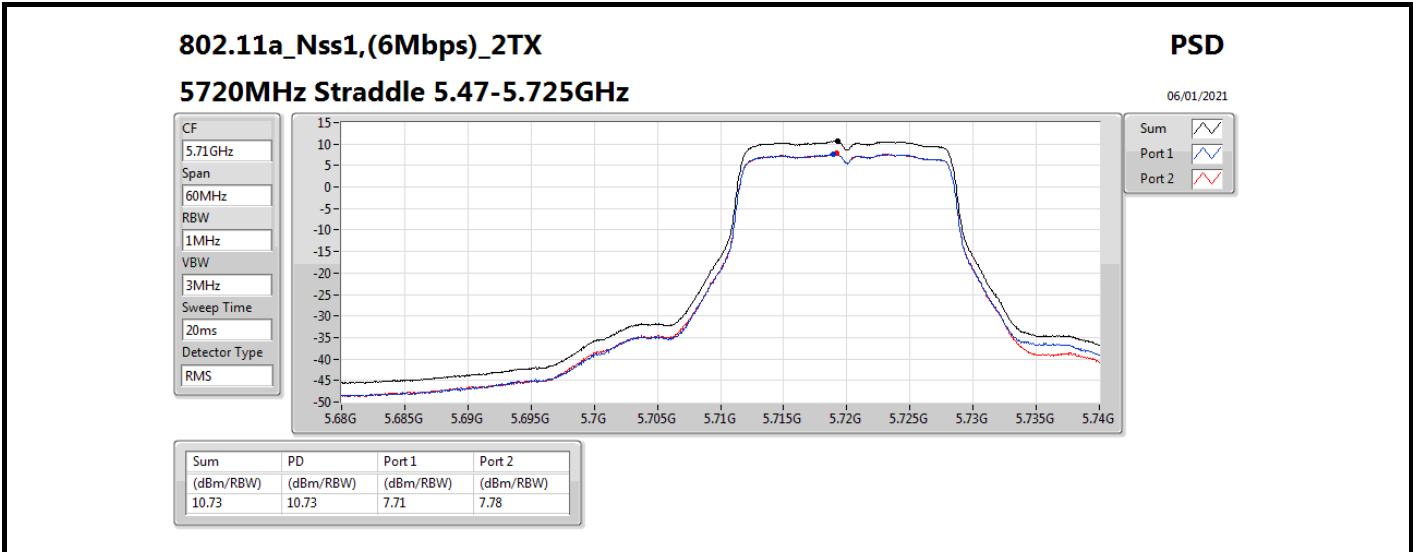
DG = Directional Gain; **RBW** = 500 kHz for 5.725-5.85GHz band / 1MHz for other band;

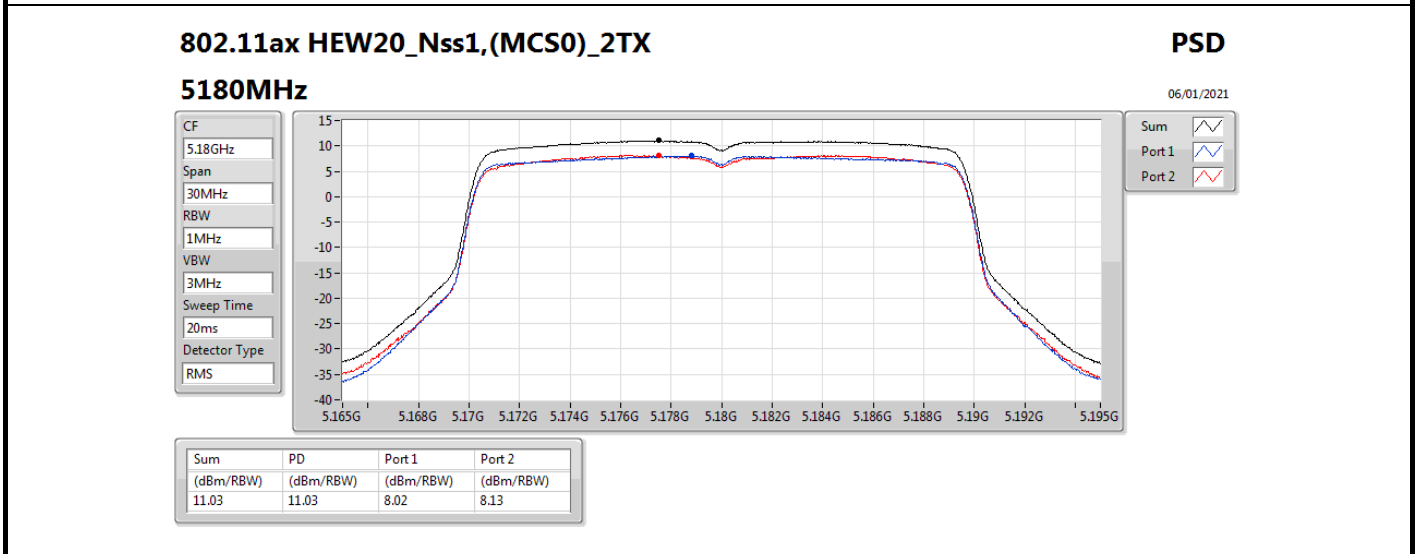
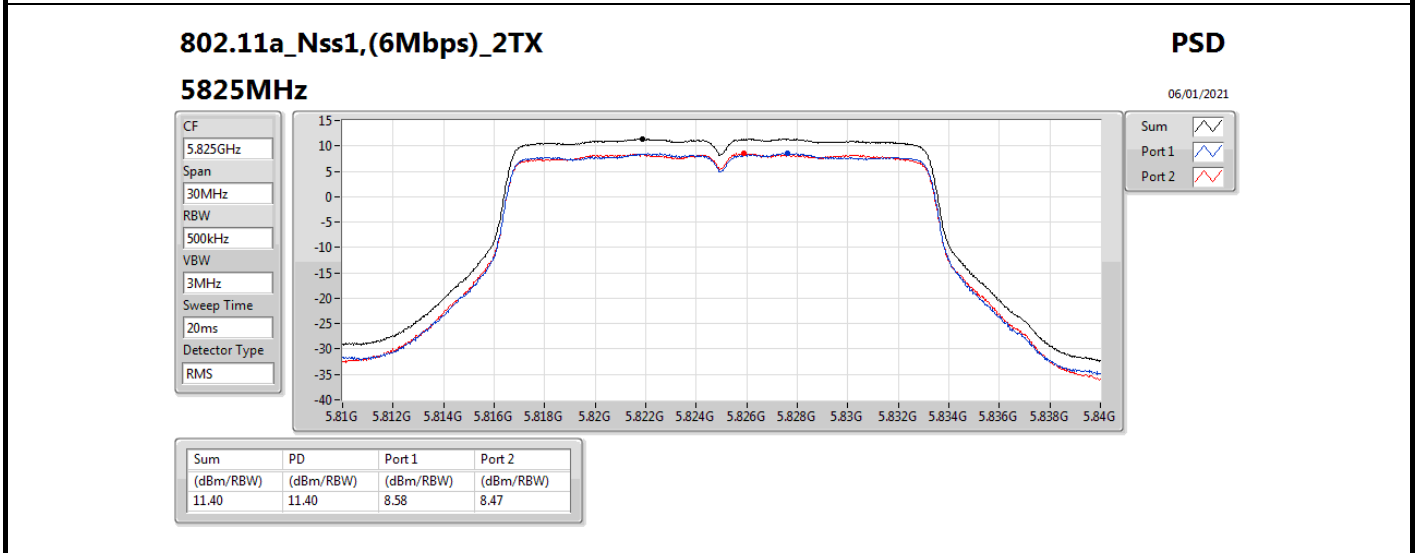
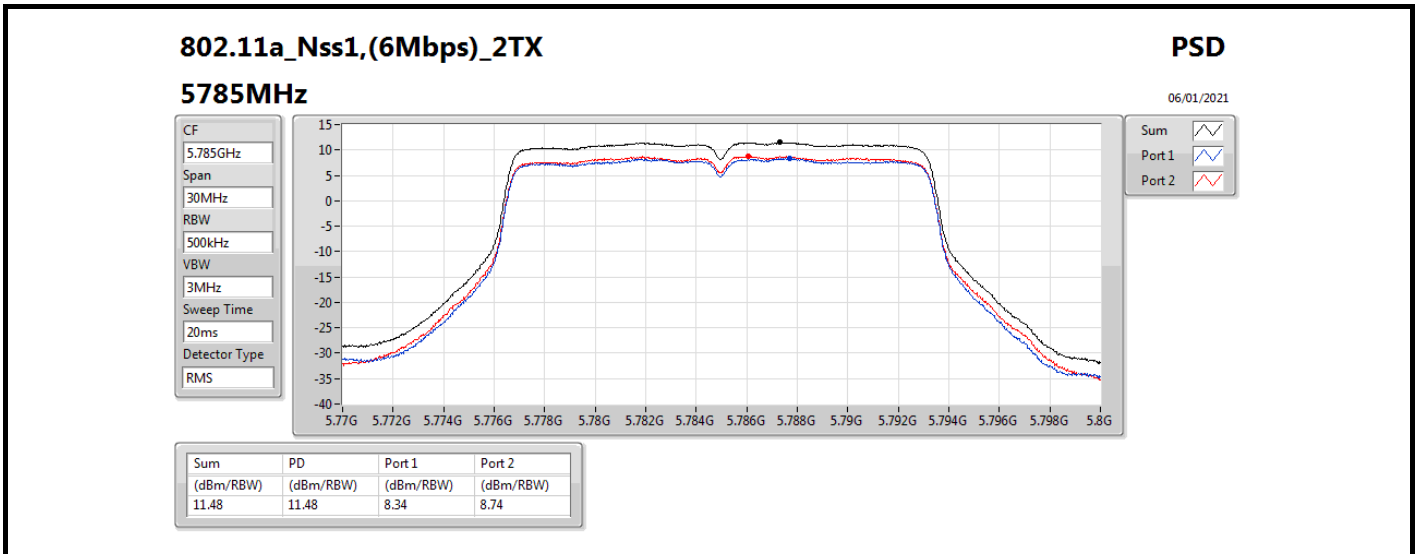
PD = trace bin-by-bin of each transmits port summing can be performed maximum power density; **Port X** = Port X power density;

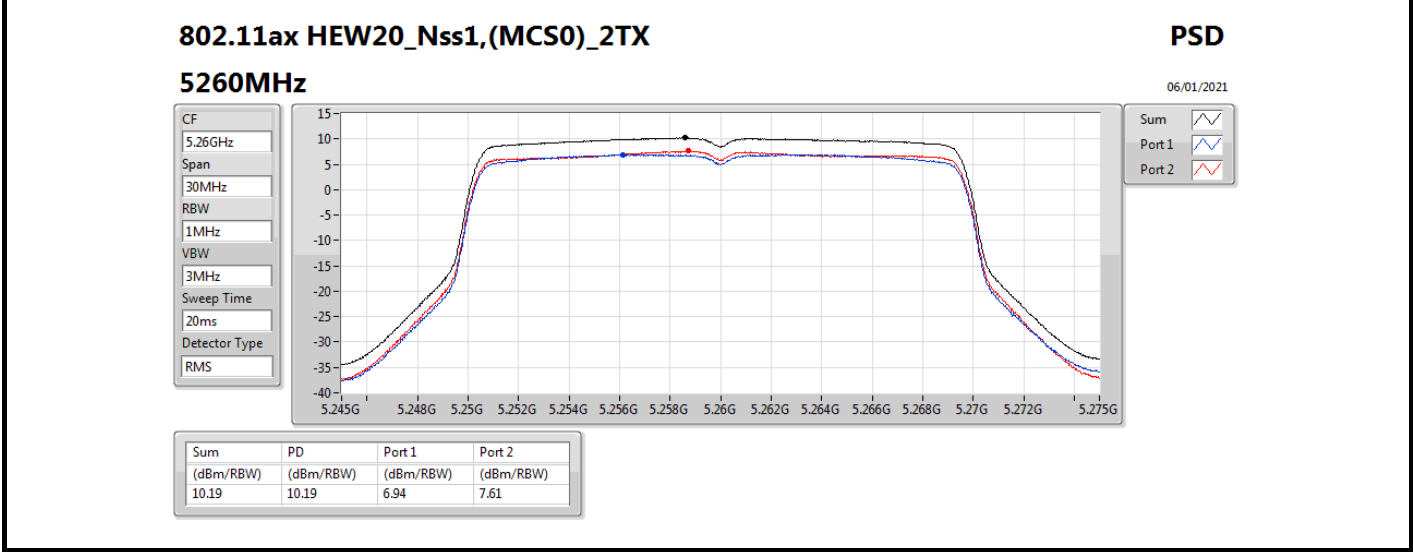
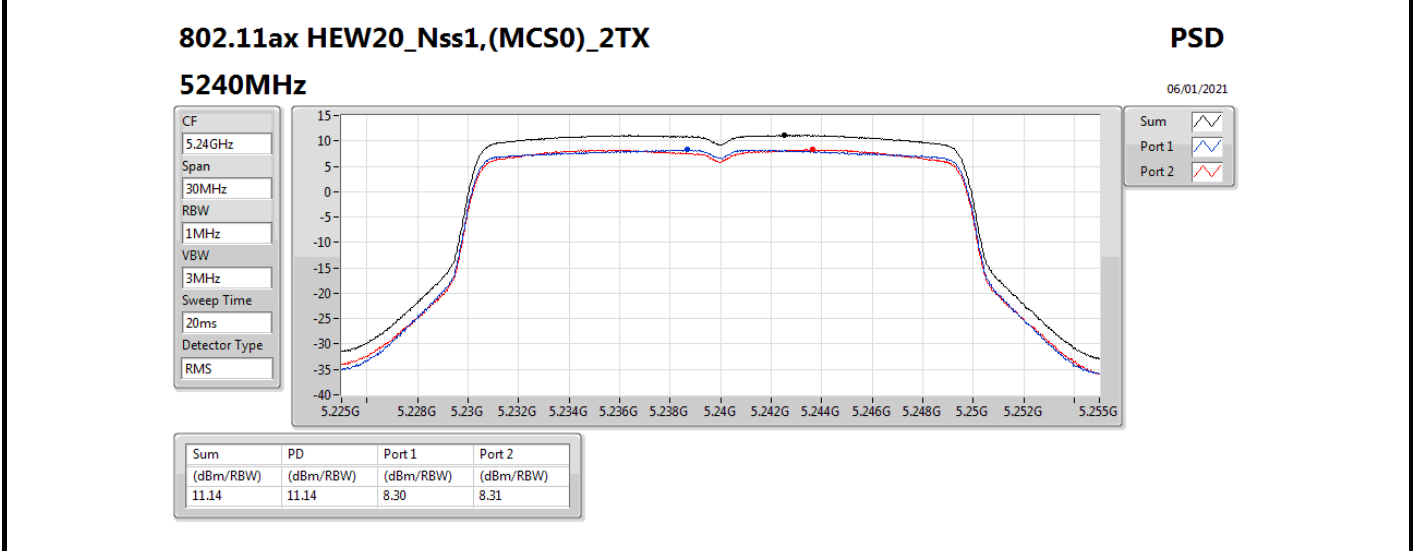
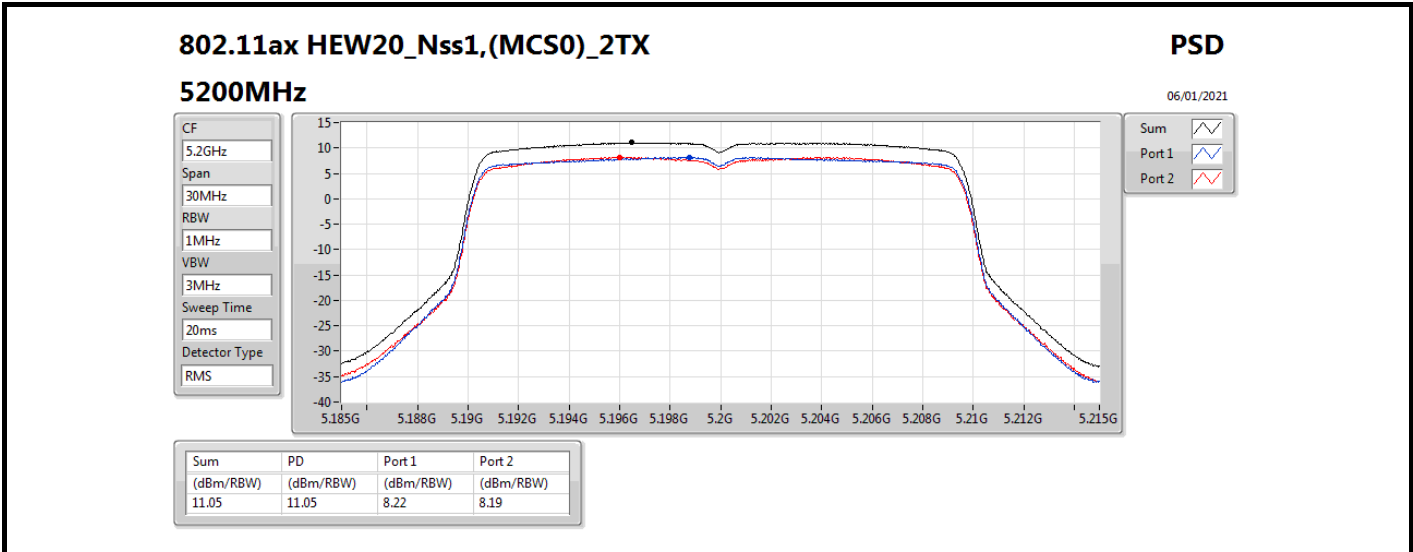












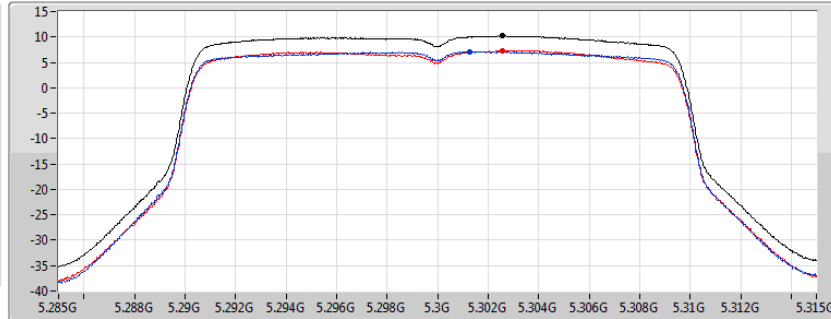
802.11ax HEW20_Nss1,(MCS0)_2TX

PSD

5300MHz

06/01/2021

CF
5.3GHz
Span
30MHz
RBW
1MHz
VBW
3MHz
Sweep Time
20ms
Detector Type
RMS



Sum
Port 1
Port 2

Sum	PD	Port 1	Port 2
(dBm/RBW)	(dBm/RBW)	(dBm/RBW)	(dBm/RBW)
10.24	10.24	7.15	7.35

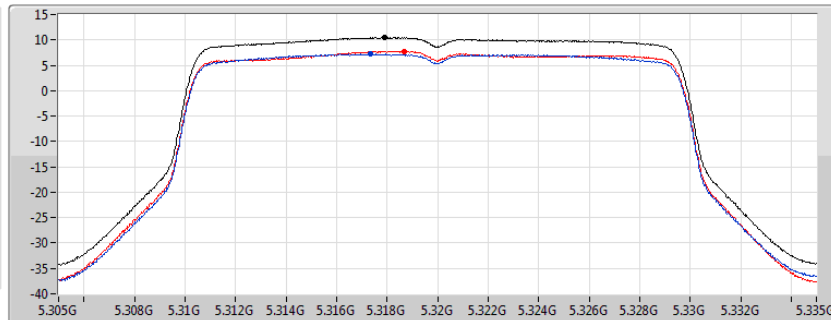
802.11ax HEW20_Nss1,(MCS0)_2TX

PSD

5320MHz

06/01/2021

CF
5.32GHz
Span
30MHz
RBW
1MHz
VBW
3MHz
Sweep Time
20ms
Detector Type
RMS



Sum
Port 1
Port 2

Sum	PD	Port 1	Port 2
(dBm/RBW)	(dBm/RBW)	(dBm/RBW)	(dBm/RBW)
10.45	10.45	7.26	7.80

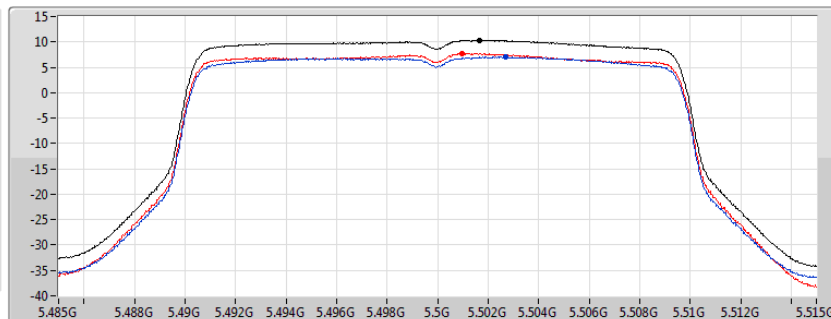
802.11ax HEW20_Nss1,(MCS0)_2TX

PSD

5500MHz

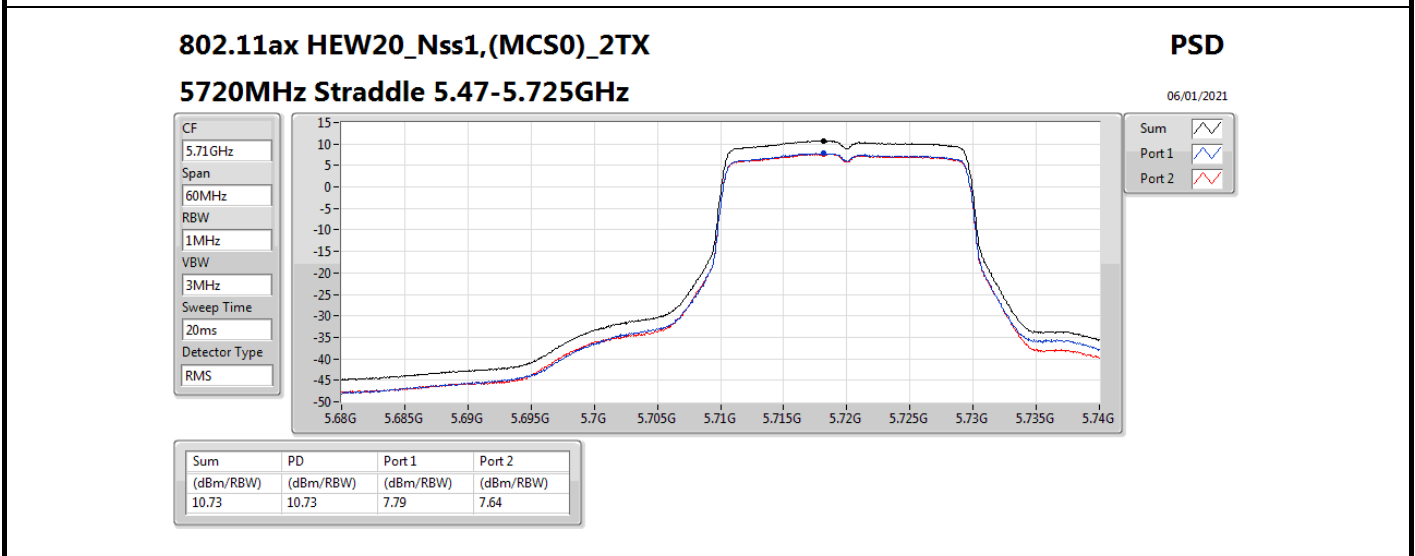
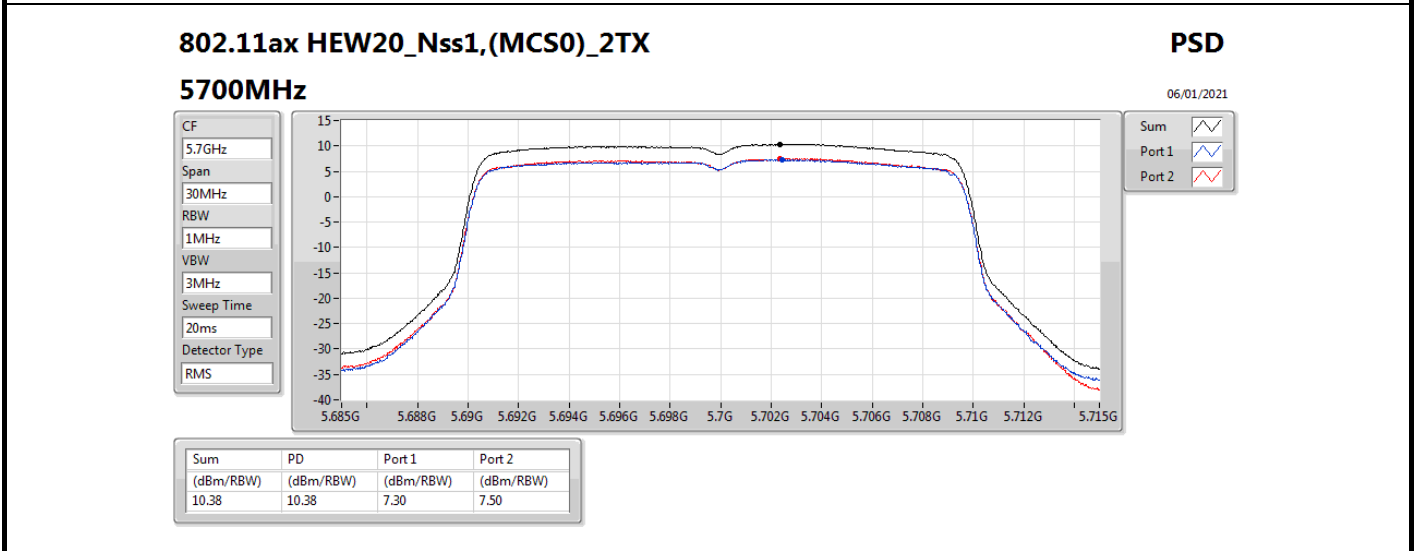
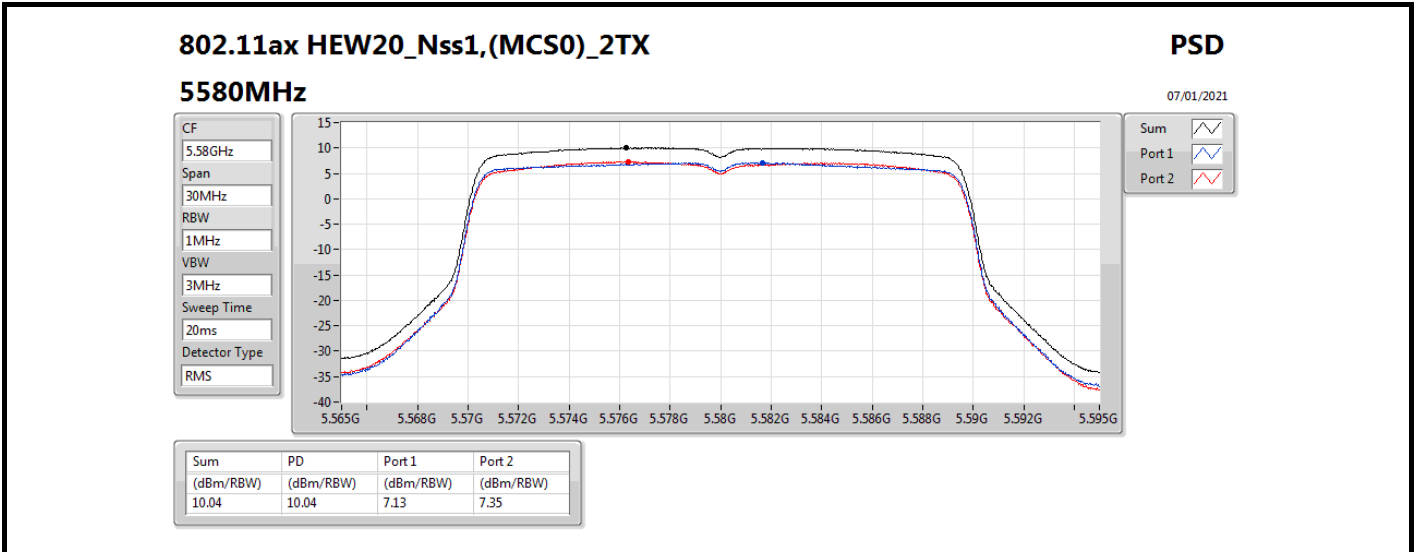
06/01/2021

CF
5.5GHz
Span
30MHz
RBW
1MHz
VBW
3MHz
Sweep Time
20ms
Detector Type
RMS



Sum
Port 1
Port 2

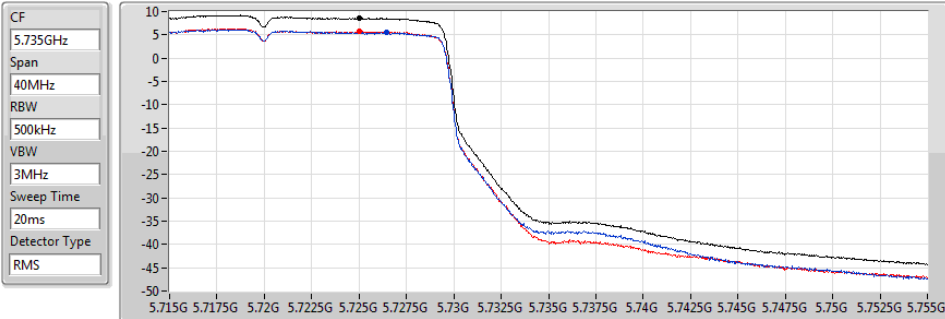
Sum	PD	Port 1	Port 2
(dBm/RBW)	(dBm/RBW)	(dBm/RBW)	(dBm/RBW)
10.32	10.32	7.07	7.72



802.11ax HEW20_Nss1,(MCS0)_2TX
5720MHz Straddle 5.725-5.85GHz

PSD

06/01/2021



Sum

Port 1

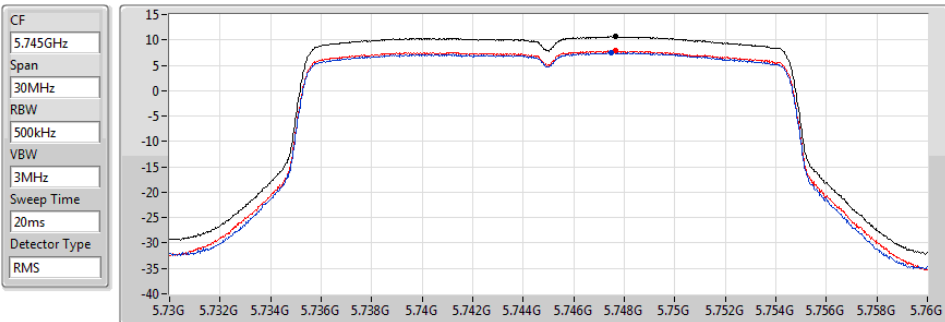
Port 2

Sum	PD	Port 1	Port 2
(dBm/RBW)	(dBm/RBW)	(dBm/RBW)	(dBm/RBW)
8.60	8.60	5.49	5.82

802.11ax HEW20_Nss1,(MCS0)_2TX
5745MHz

PSD

06/01/2021



Sum

Port 1

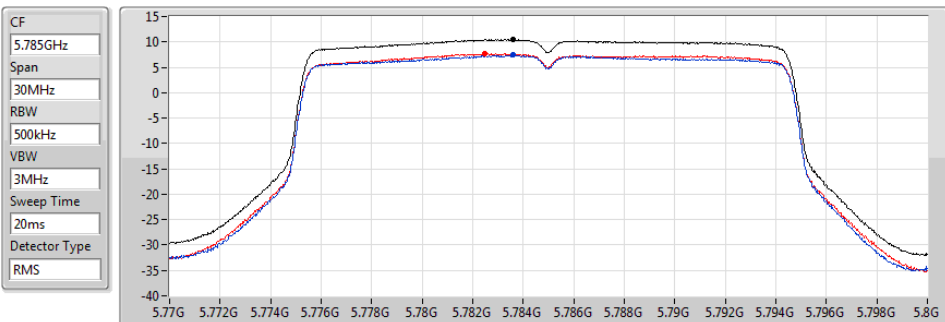
Port 2

Sum	PD	Port 1	Port 2
(dBm/RBW)	(dBm/RBW)	(dBm/RBW)	(dBm/RBW)
10.68	10.68	7.56	7.86

802.11ax HEW20_Nss1,(MCS0)_2TX
5785MHz

PSD

06/01/2021

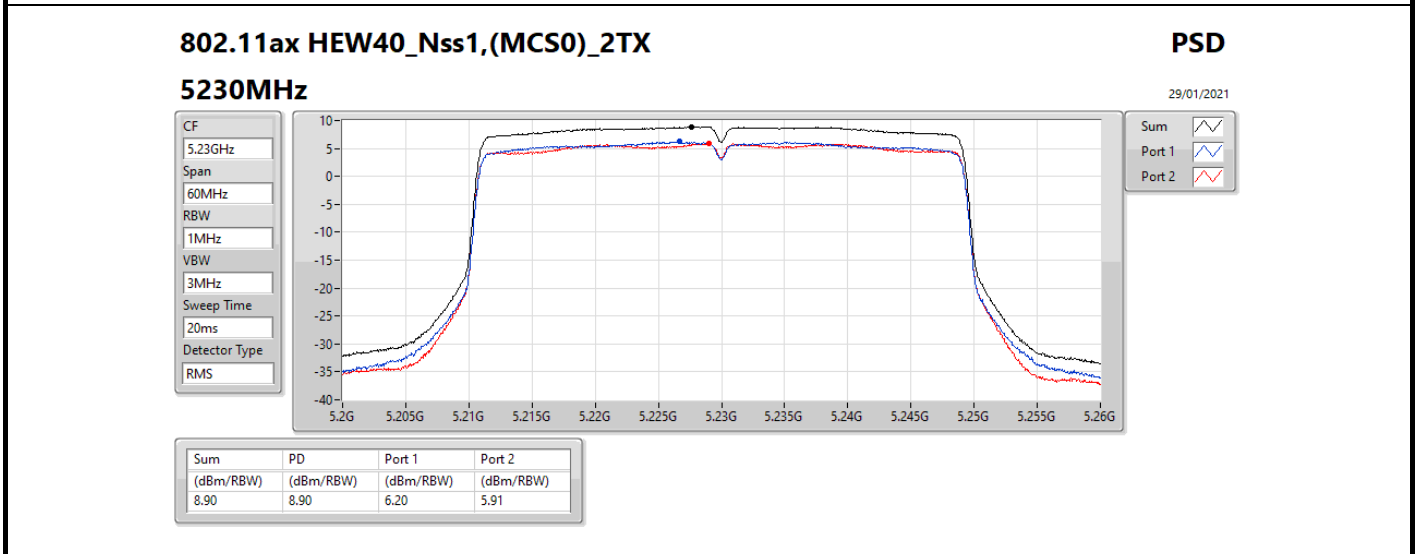
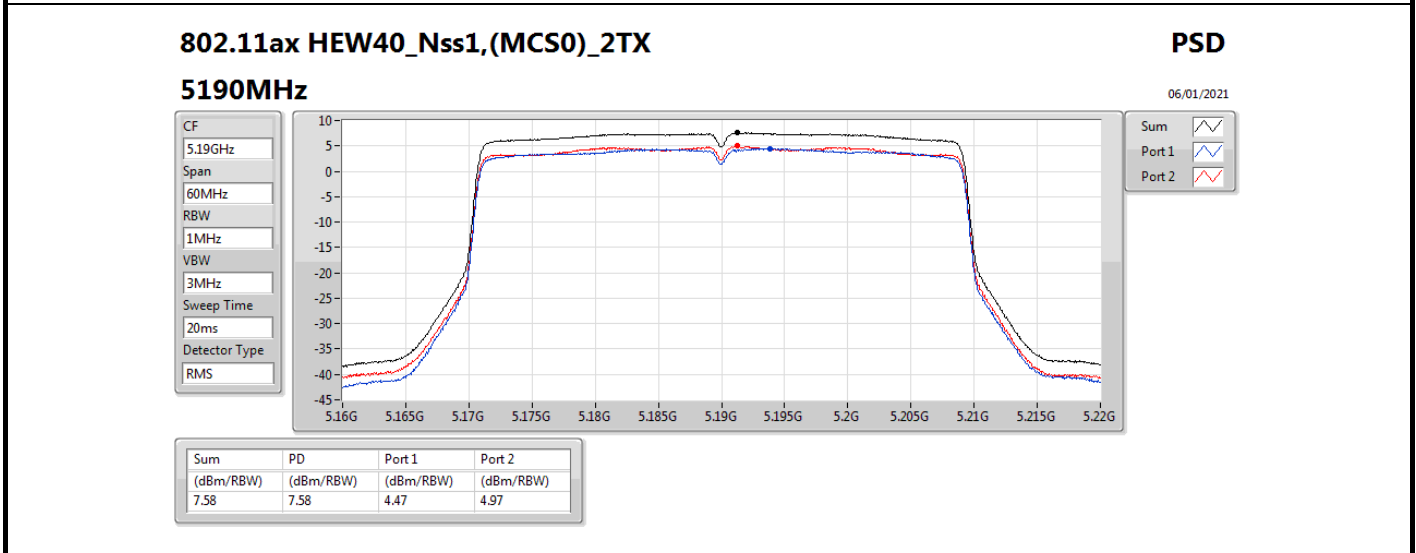
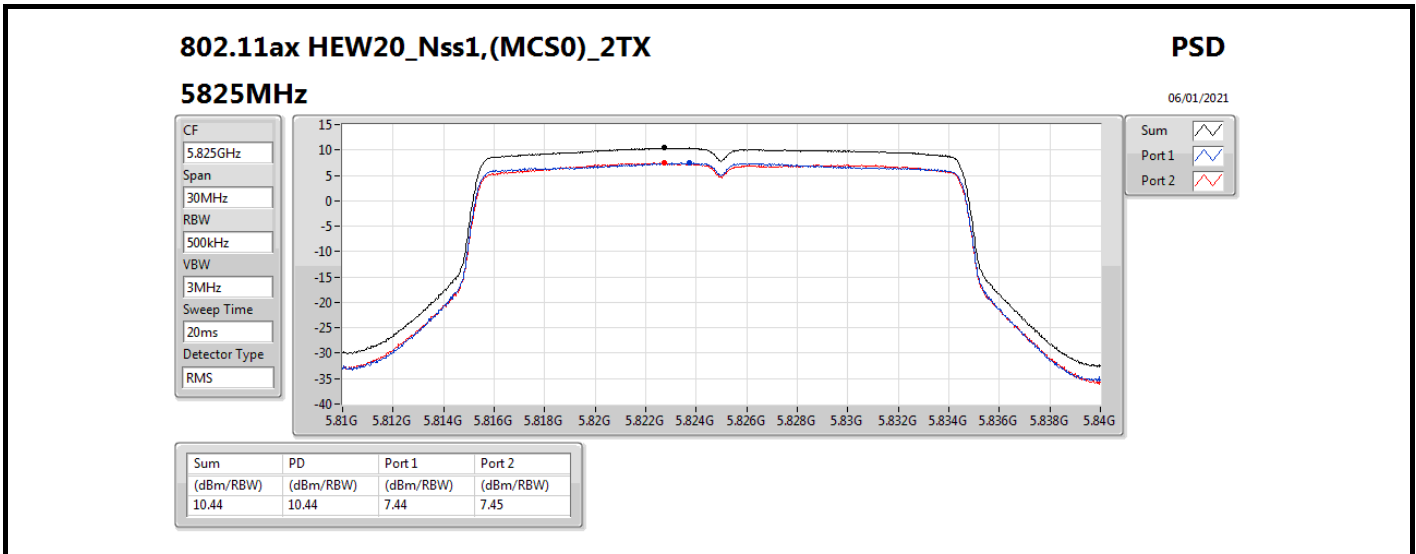


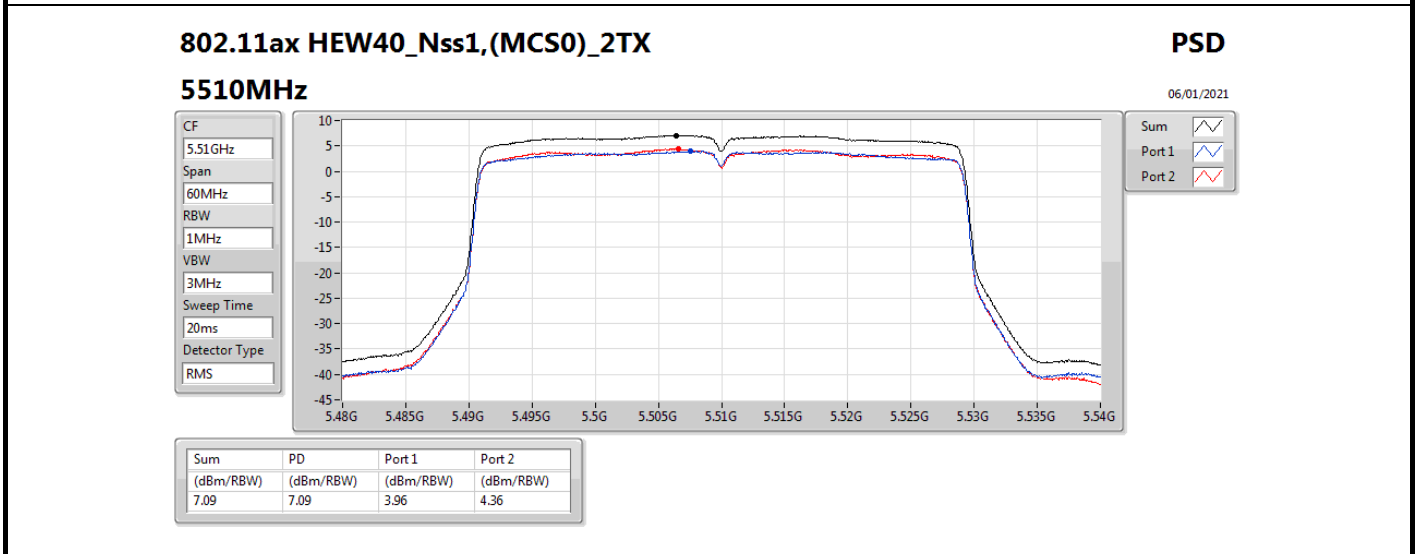
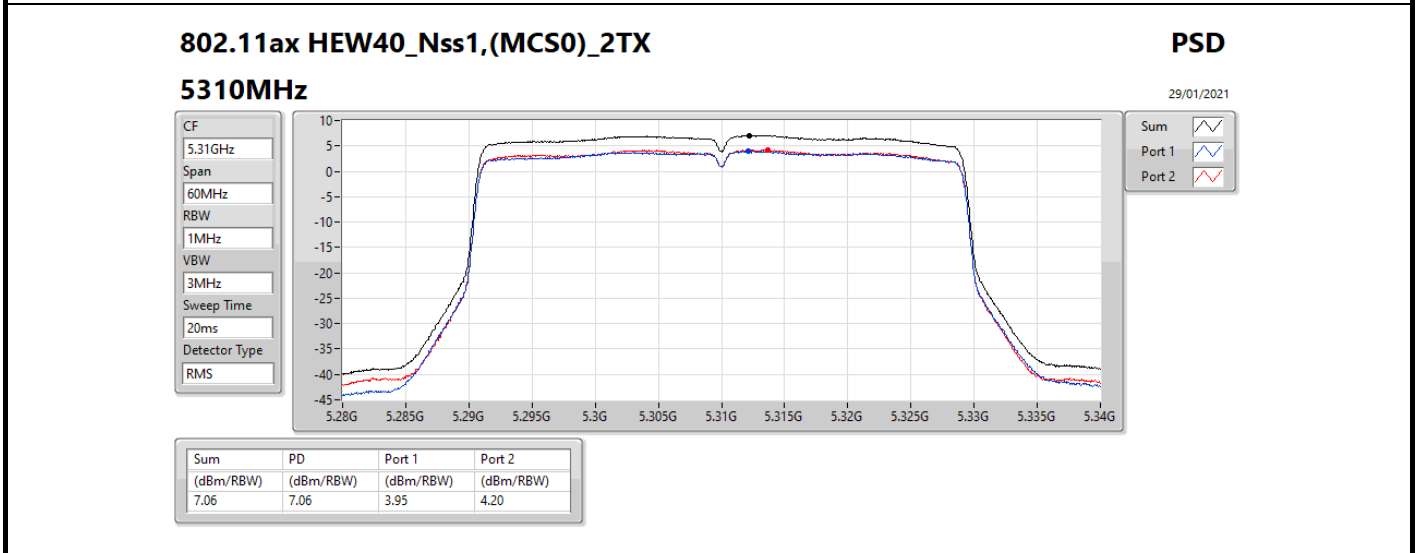
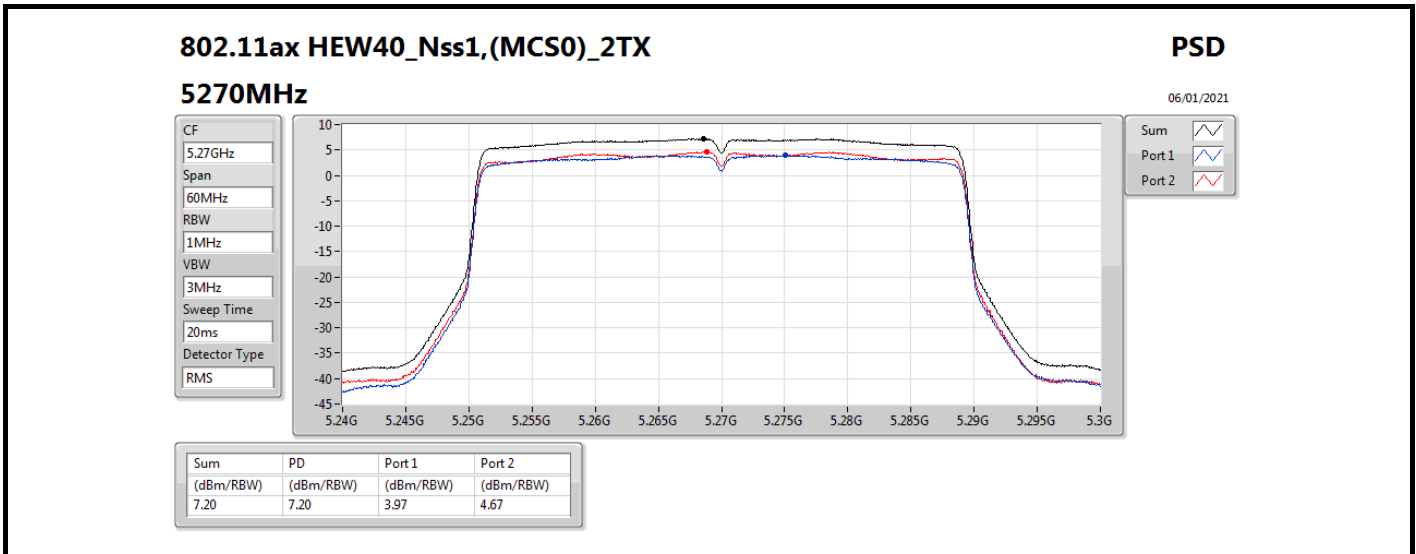
Sum

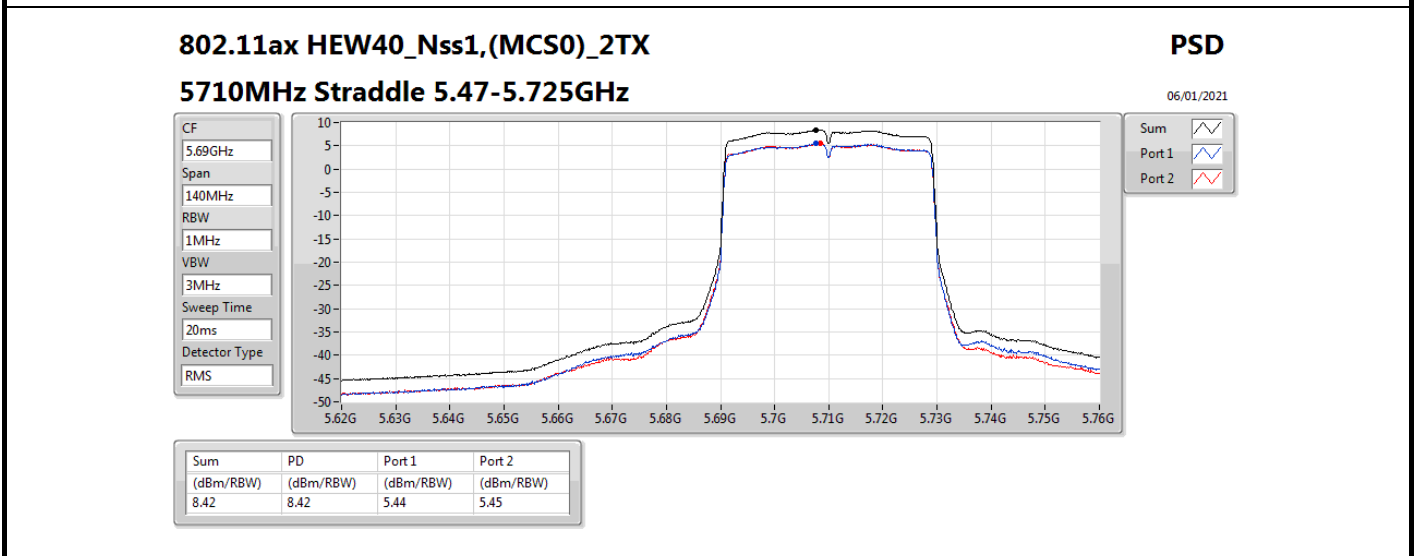
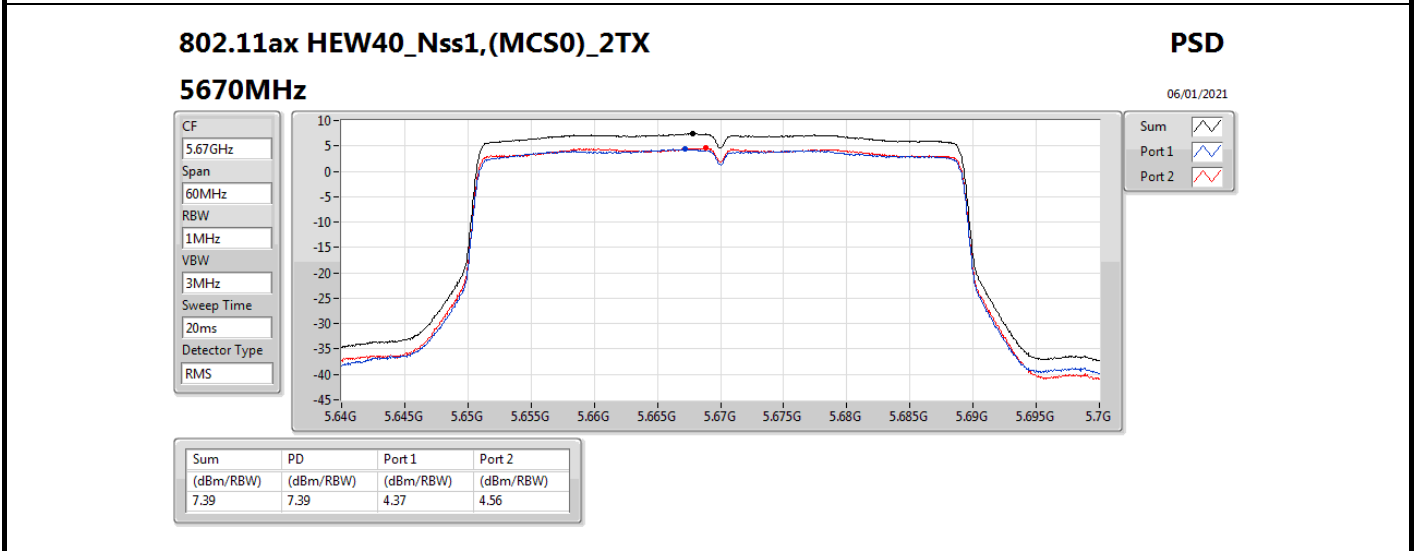
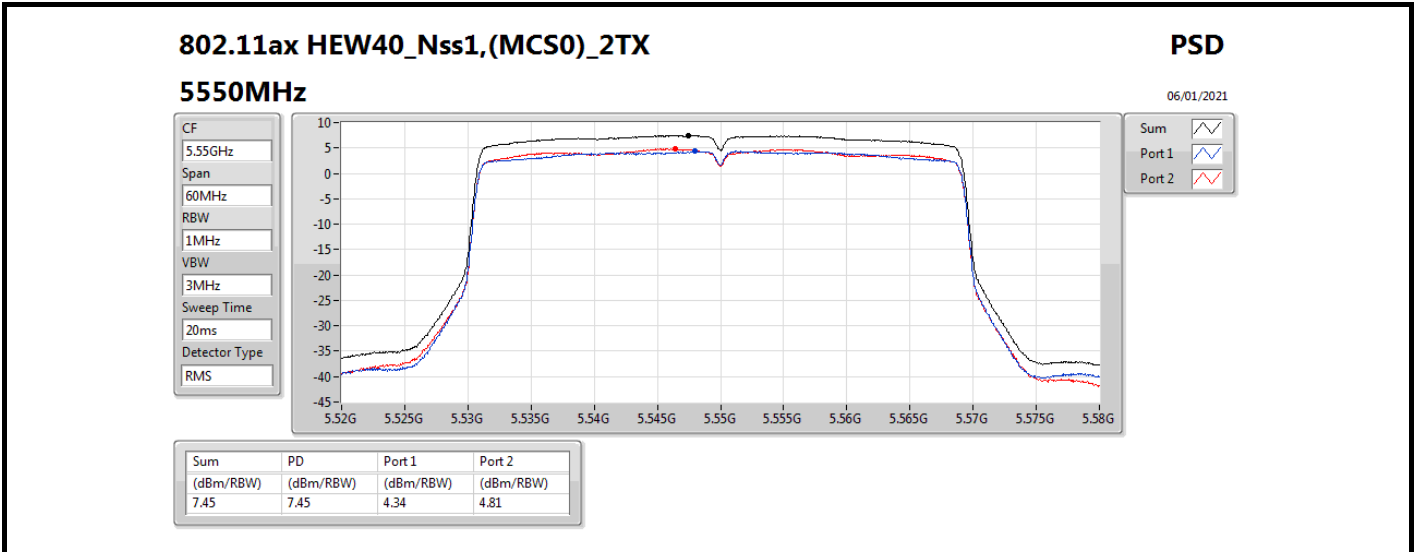
Port 1

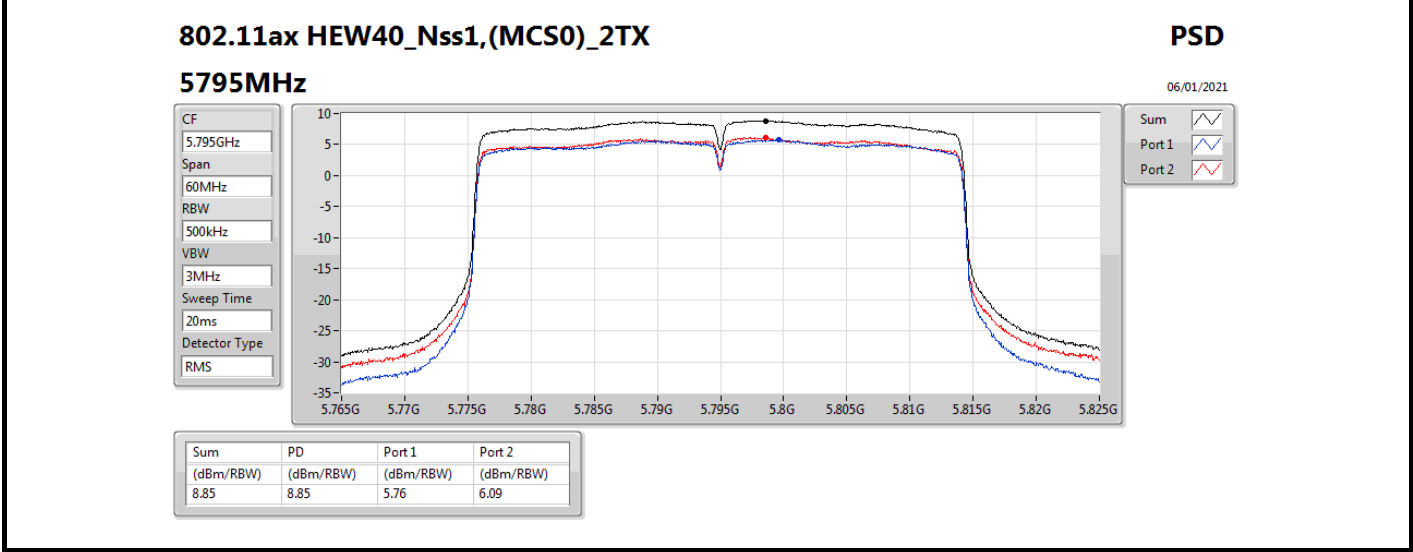
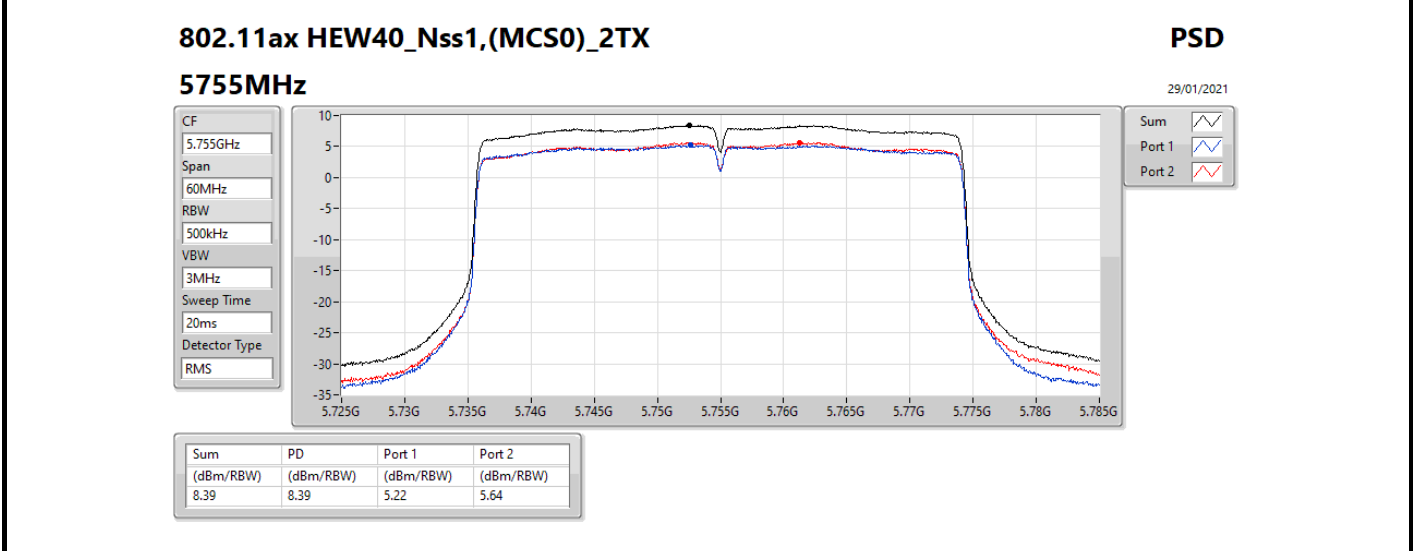
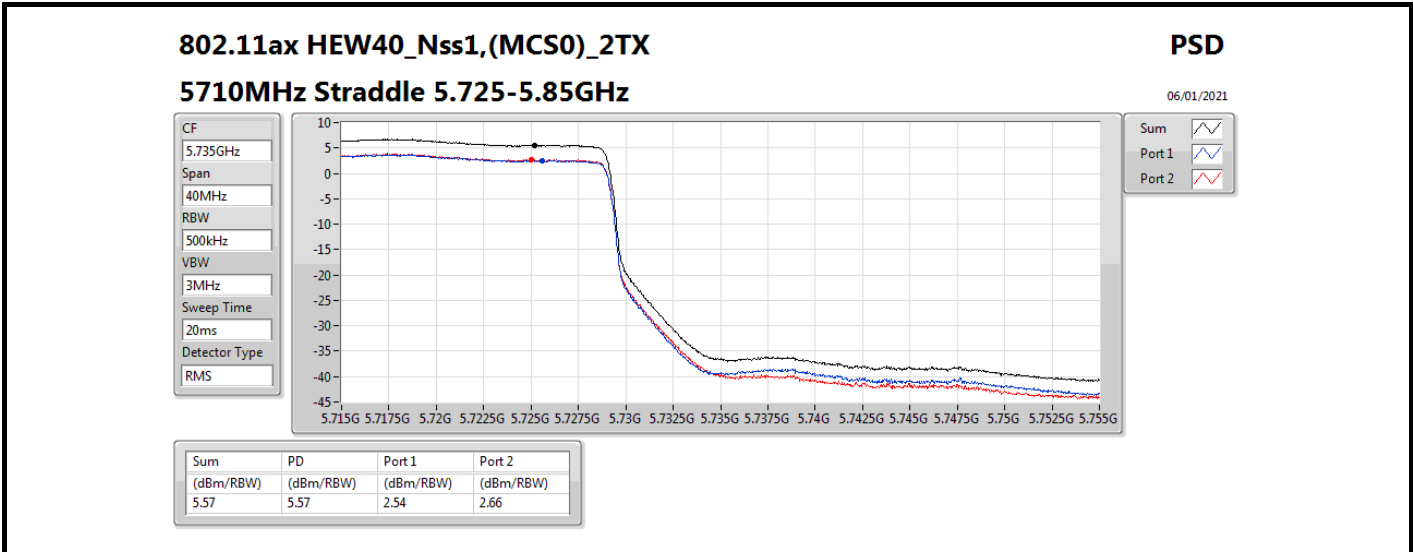
Port 2

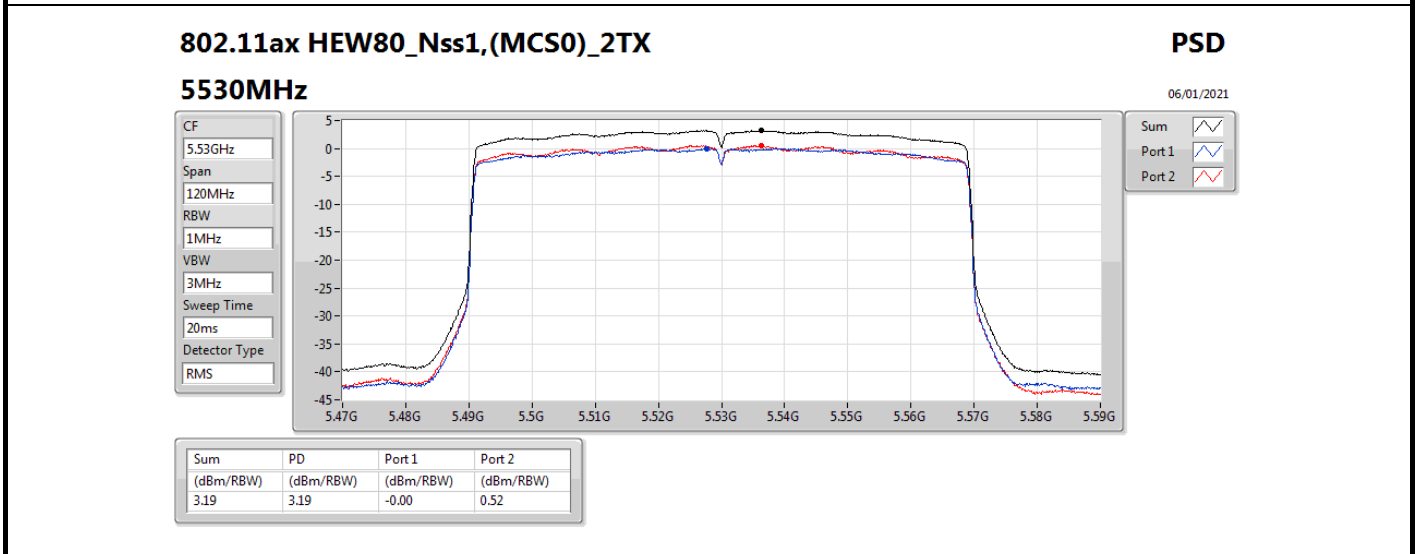
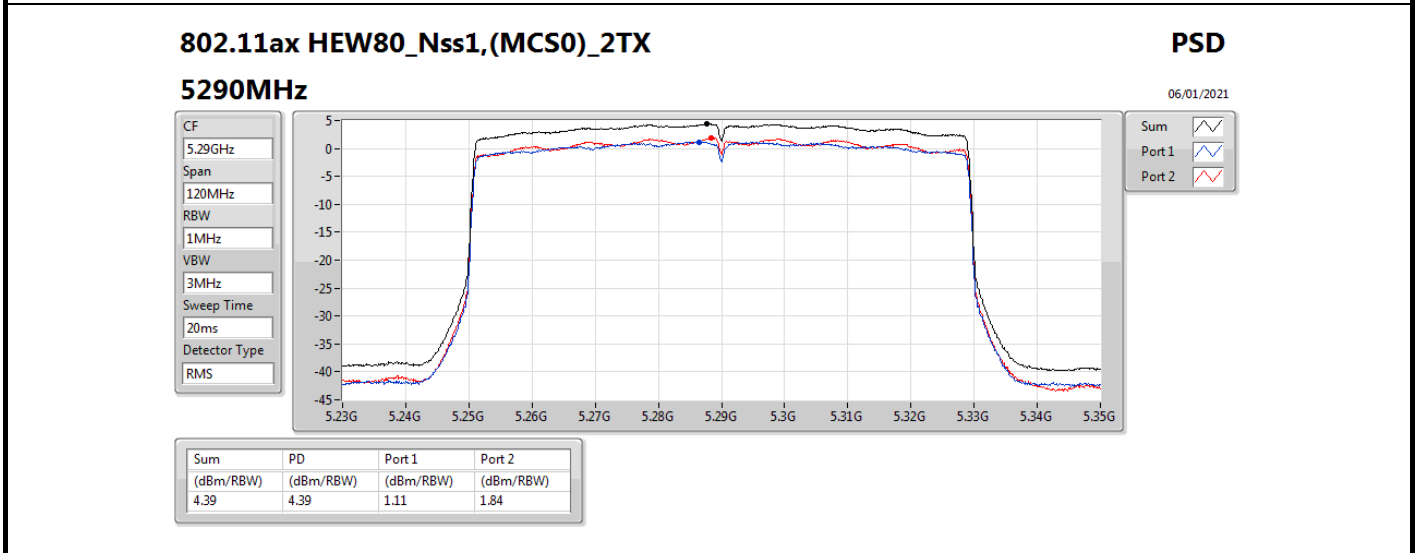
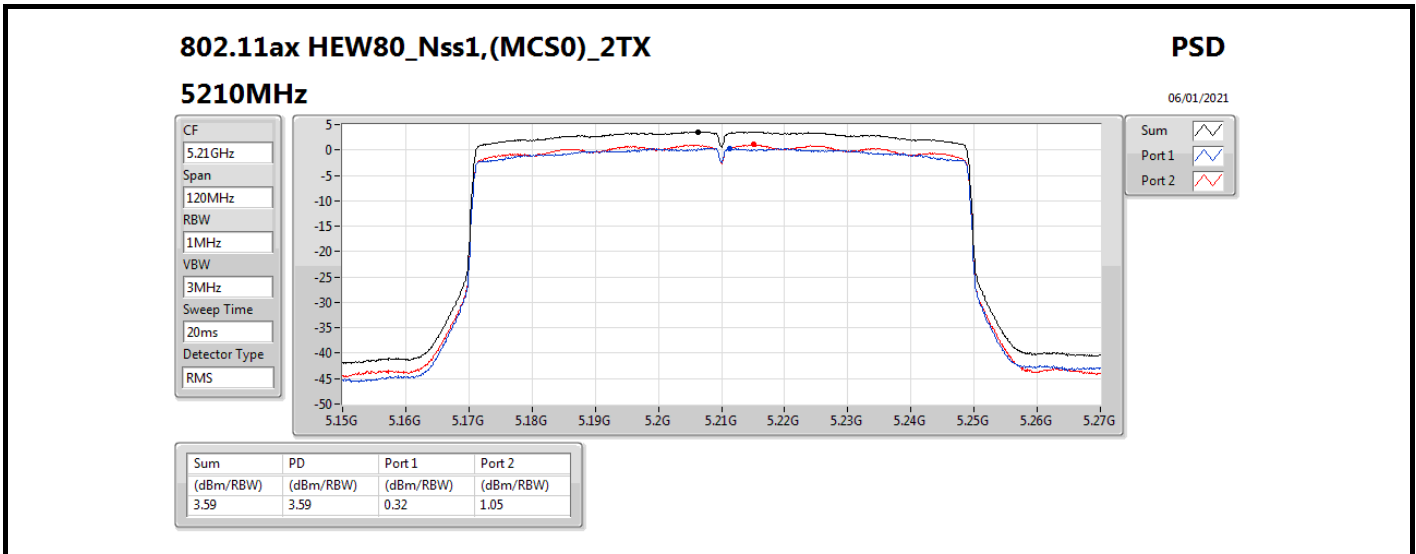
Sum	PD	Port 1	Port 2
(dBm/RBW)	(dBm/RBW)	(dBm/RBW)	(dBm/RBW)
10.54	10.54	7.44	7.70

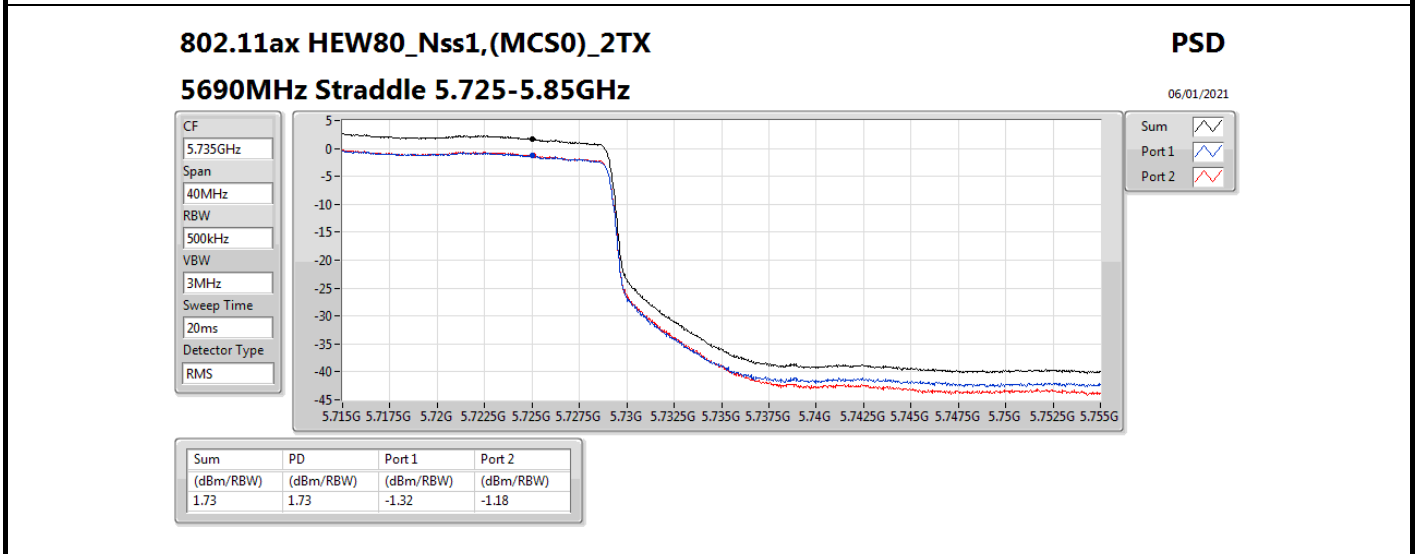
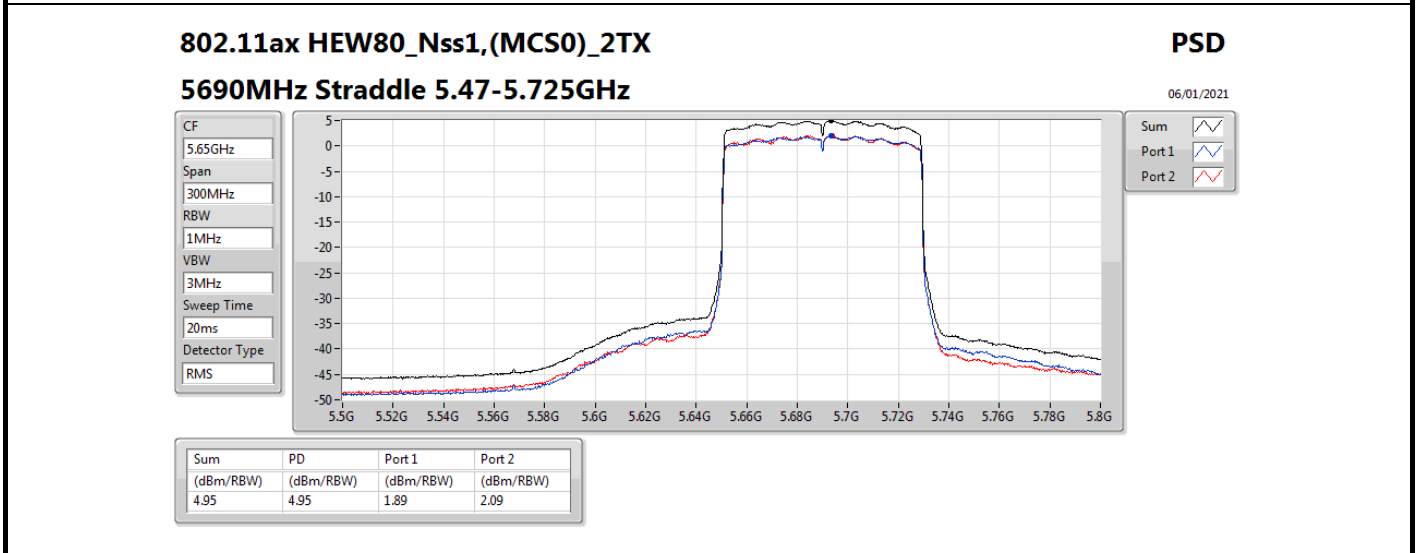
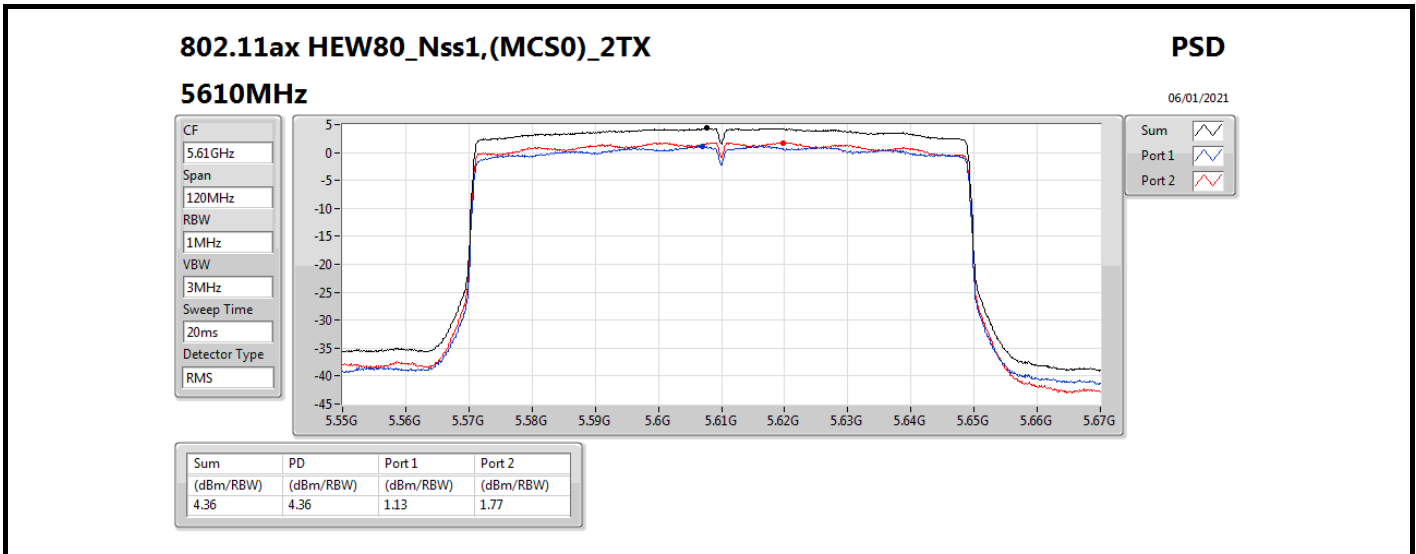


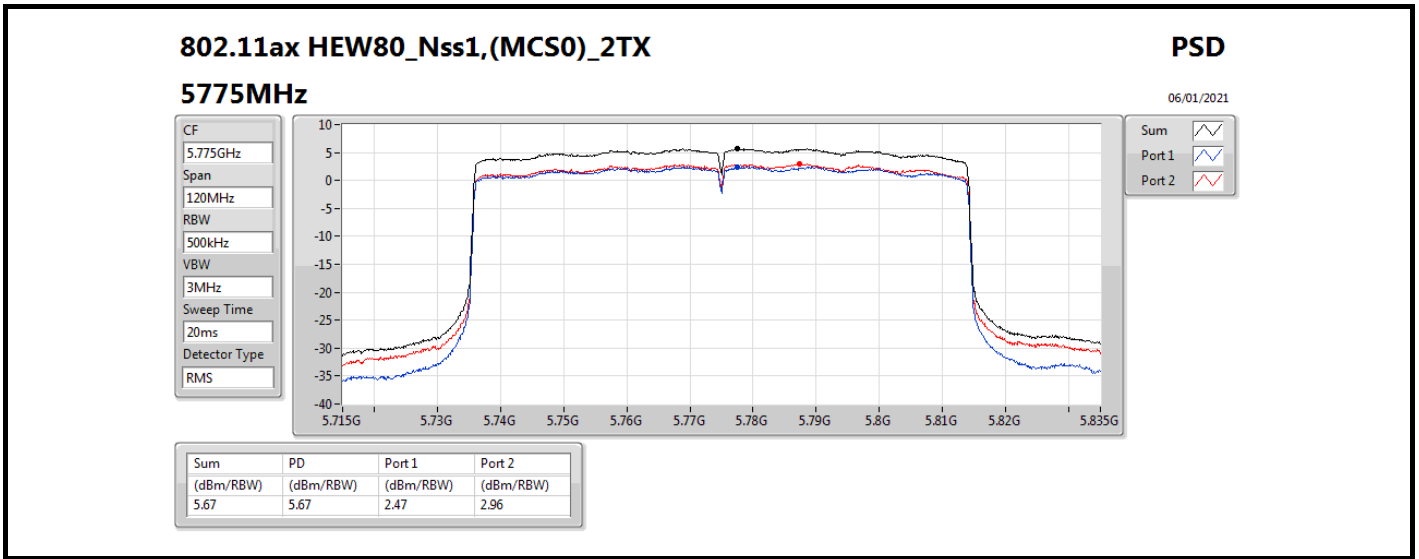








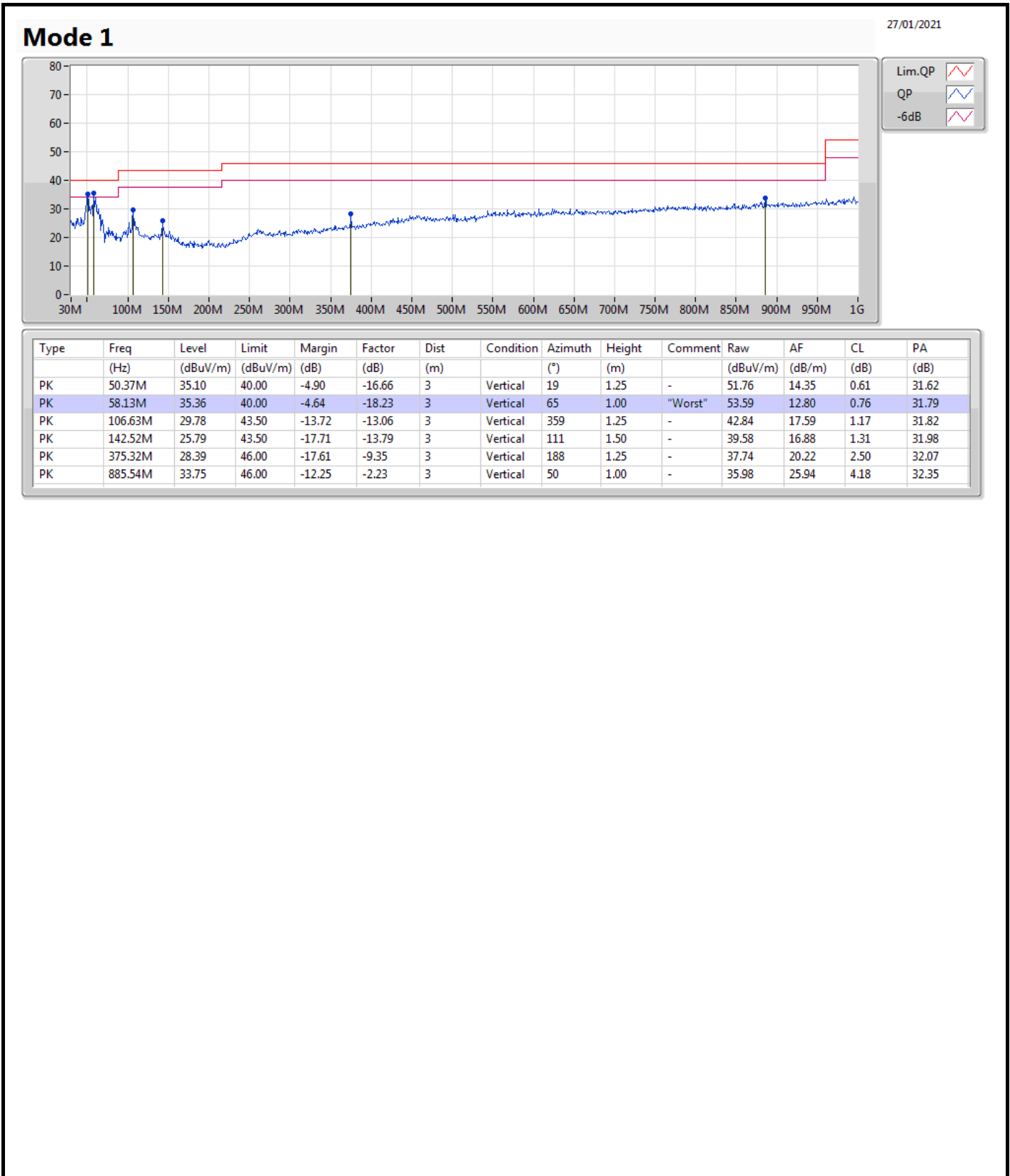


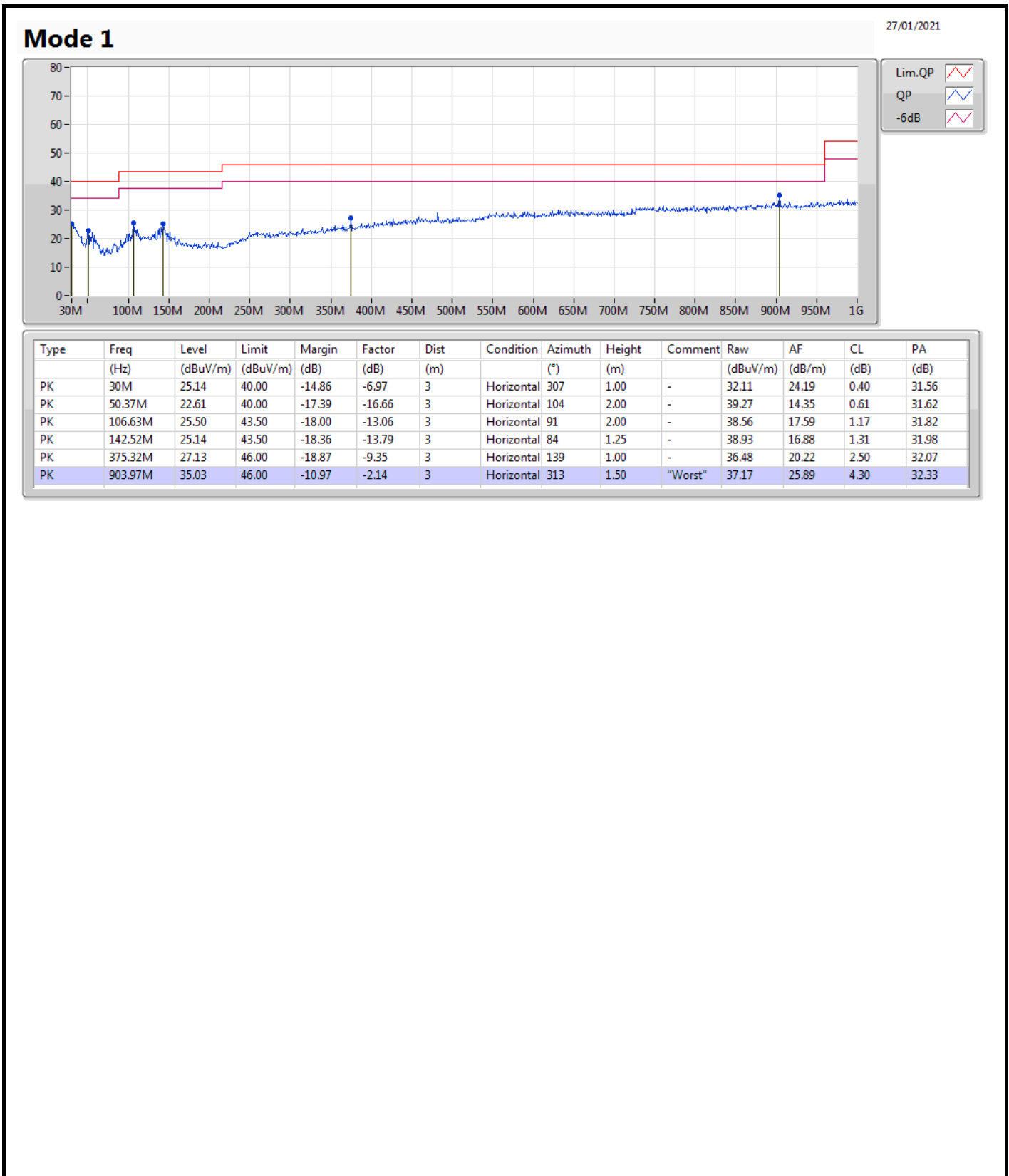




Summary

Mode	Result	Type	Freq (Hz)	Level (dBuV/m)	Limit (dBuV/m)	Margin (dB)	Condition
Mode 1	Pass	PK	58.13M	35.36	40.00	-4.64	Vertical







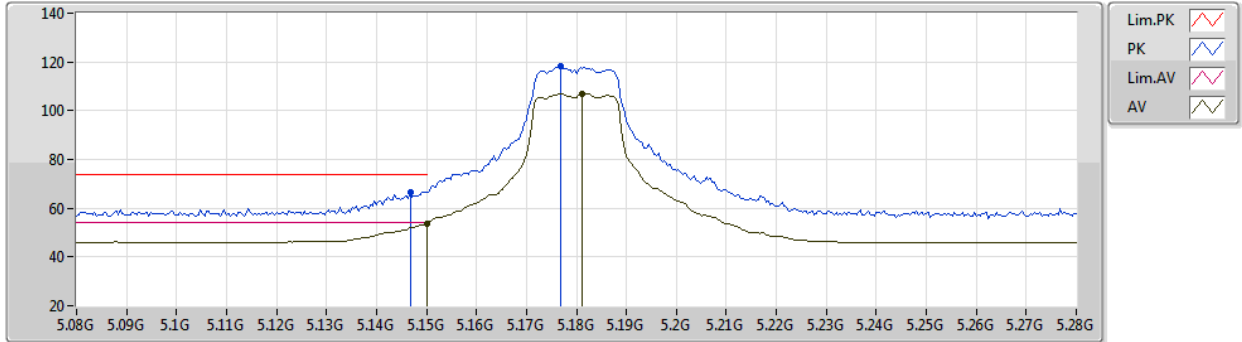
Summary

Mode	Result	Type	Freq (Hz)	Level (dBuV/m)	Limit (dBuV/m)	Margin (dB)	Dist (m)	Condition	Azimuth (°)	Height (m)	Comments
5.25-5.35GHz	-	-	-	-	-	-	-	-	-	-	-
802.11ax HEW80_Nss1,(MCS0)_2TX	Pass	AV	5.356G	53.85	54.00	-0.15	3	Horizontal	108	2.53	-

802.11a_Nss1,(6Mbps)_2TX

02/01/2021

5180MHz_TX



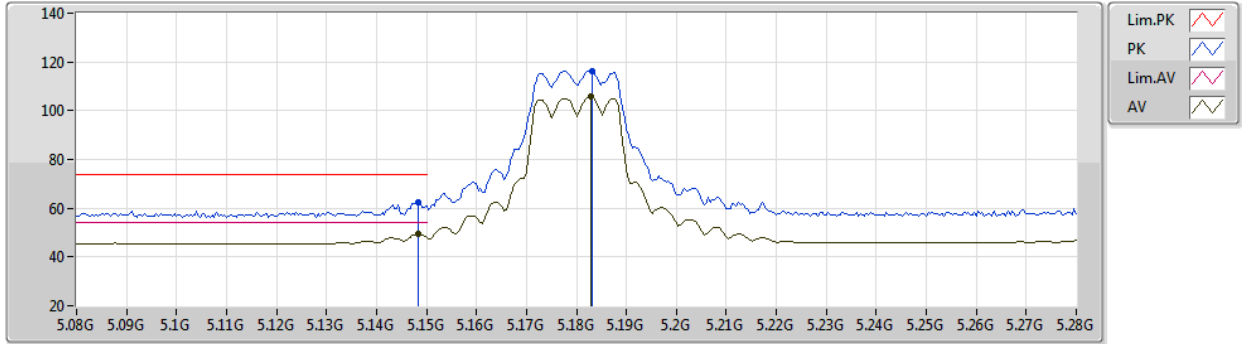
EUT_Z_2TX
Setting 46
04-E-B-2-10

Type	Freq (Hz)	Level (dBuV/m)	Limit (dBuV/m)	Margin (dB)	Raw (dBuV)	Dist (m)	Condition	Azimuth (°)	Height (m)	Comment	AF (dB)	CL (dB)	PA (dB)
PK	5.1468G	66.68	74.00	-7.32	61.03	3	Vertical	252	2.59	-	32.80	5.65	32.80
AV	5.15G	53.77	54.00	-0.23	48.12	3	Vertical	252	2.59	-	32.80	5.65	32.80
PK	5.1768G	118.33	Inf	-Inf	112.59	3	Vertical	252	2.59	-	32.85	5.68	32.79
AV	5.1812G	107.06	Inf	-Inf	101.30	3	Vertical	252	2.59	-	32.86	5.68	32.78

802.11a_Nss1,(6Mbps)_2TX

02/01/2021

5180MHz_TX



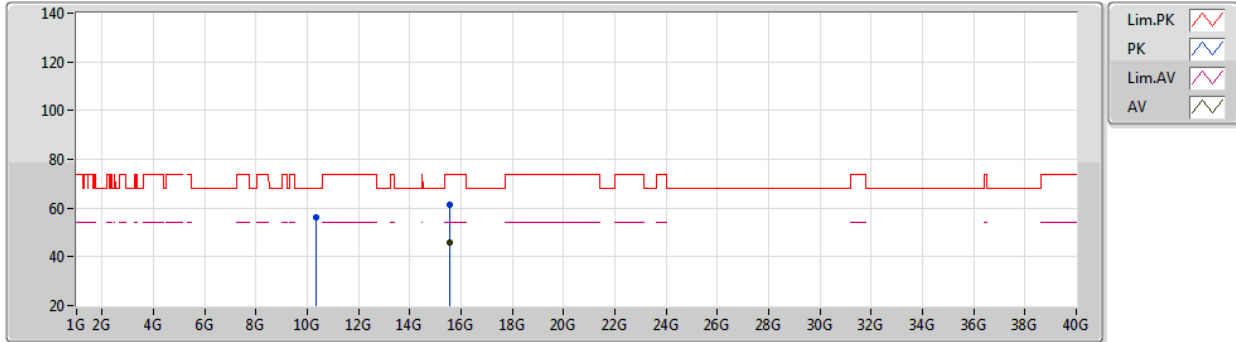
EUT_Z_2TX
Setting 46
04-E-B-2-10

Type	Freq (Hz)	Level (dBuV/m)	Limit (dBuV/m)	Margin (dB)	Raw (dBuV)	Dist (m)	Condition	Azimuth (°)	Height (m)	Comment	AF (dB)	CL (dB)	PA (dB)
PK	5.1484G	62.18	74.00	-11.82	56.53	3	Horizontal	221	2.24	-	32.80	5.65	32.80
AV	5.1484G	49.46	54.00	-4.54	43.81	3	Horizontal	221	2.24	-	32.80	5.65	32.80
PK	5.1832G	116.42	Inf	-Inf	110.65	3	Horizontal	221	2.24	-	32.87	5.68	32.78
AV	5.1828G	105.64	Inf	-Inf	99.87	3	Horizontal	221	2.24	-	32.87	5.68	32.78

802.11a_Nss1,(6Mbps)_2TX

02/01/2021

5180MHz_TX



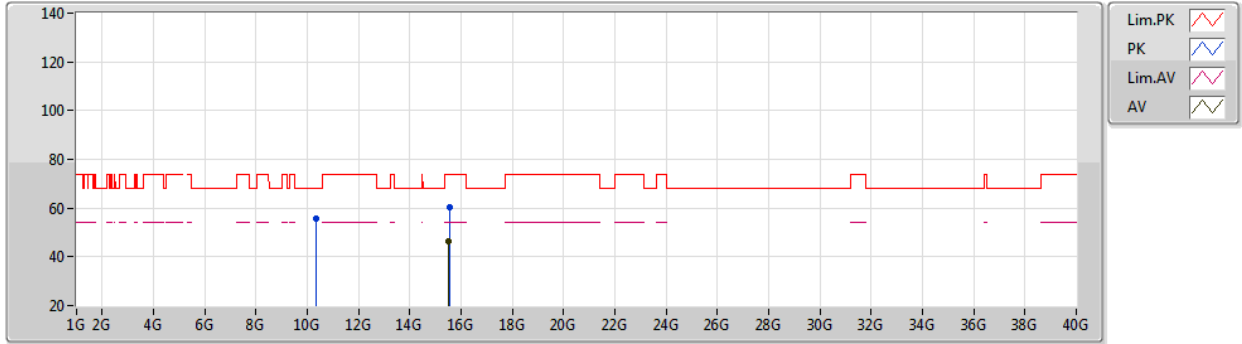
EUT Z_2TX
Setting 46
04-E-B-2

Type	Freq (Hz)	Level (dBuV/m)	Limit (dBuV/m)	Margin (dB)	Raw (dBuV)	Dist (m)	Condition	Azimuth (°)	Height (m)	Comment	AF (dB)	CL (dB)	PA (dB)
PK	10.36066G	56.04	68.20	-12.16	41.87	3	Vertical	360	2.87	-	38.66	8.78	33.27
PK	15.54069G	61.60	74.00	-12.40	45.65	3	Vertical	0	2.32	-	38.48	11.76	34.29
AV	15.53898G	46.05	54.00	-7.95	30.10	3	Vertical	0	2.32	-	38.48	11.75	34.28

802.11a_Nss1,(6Mbps)_2TX

02/01/2021

5180MHz_TX



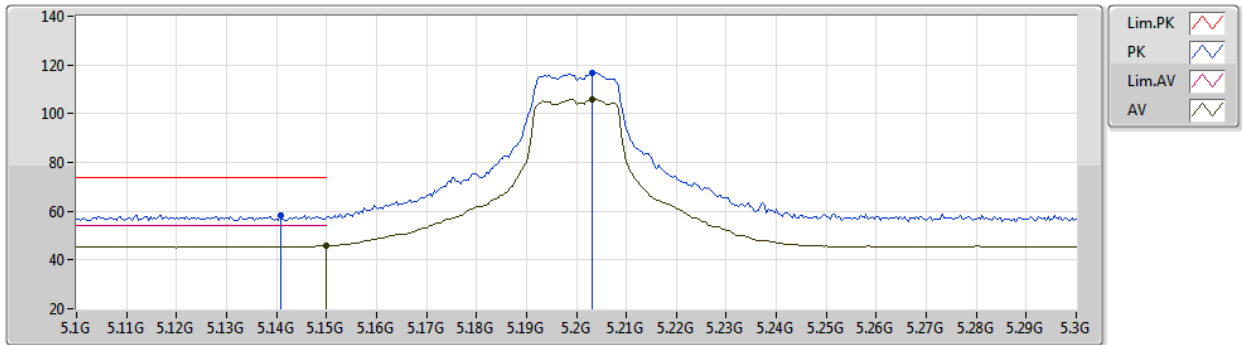
EUT Z_2TX
Setting 46
04-E-B-2

Type	Freq (Hz)	Level (dBuV/m)	Limit (dBuV/m)	Margin (dB)	Raw (dBuV)	Dist (m)	Condition	Azimuth (°)	Height (m)	Comment	AF (dB)	CL (dB)	PA (dB)
PK	10.35696G	55.51	68.20	-12.69	41.34	3	Horizontal	84	2.34	-	38.66	8.78	33.27
PK	15.53516G	60.54	74.00	-13.46	44.58	3	Horizontal	9	1.80	-	38.49	11.75	34.28
AV	15.53076G	46.21	54.00	-7.79	30.23	3	Horizontal	9	1.80	-	38.51	11.75	34.28

802.11a_Nss1,(6Mbps)_2TX

02/01/2021

5200MHz_TX



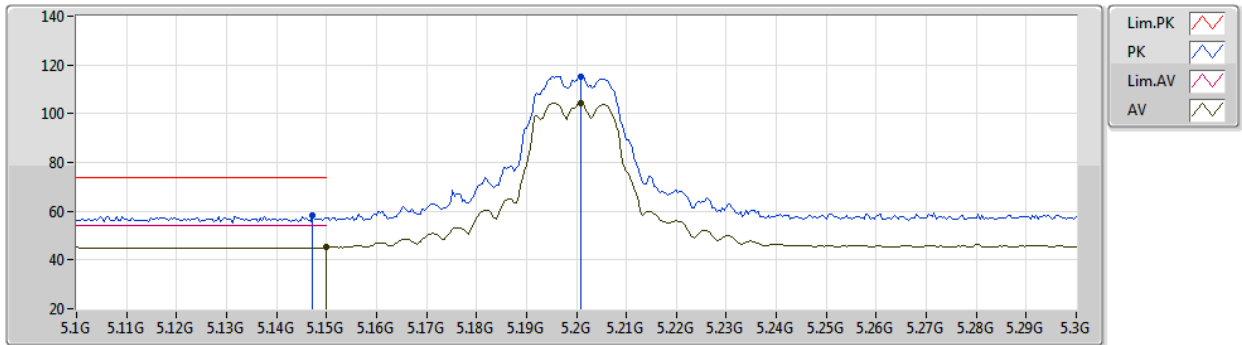
EUT Z_2TX
Setting 46
04-E-B-2-10

Type	Freq (Hz)	Level (dBuV/m)	Limit (dBuV/m)	Margin (dB)	Raw (dBuV)	Dist (m)	Condition	Azimuth (°)	Height (m)	Comment	AF (dB)	CL (dB)	PA (dB)
PK	5.1408G	58.25	74.00	-15.75	52.61	3	Vertical	249	2.71	-	32.80	5.64	32.80
AV	5.15G	45.72	54.00	-8.28	40.07	3	Vertical	249	2.71	-	32.80	5.65	32.80
PK	5.2032G	116.63	Inf	-Inf	110.81	3	Vertical	249	2.71	-	32.90	5.70	32.78
AV	5.2032G	105.95	Inf	-Inf	100.13	3	Vertical	249	2.71	-	32.90	5.70	32.78

802.11a_Nss1,(6Mbps)_2TX

02/01/2021

5200MHz_TX



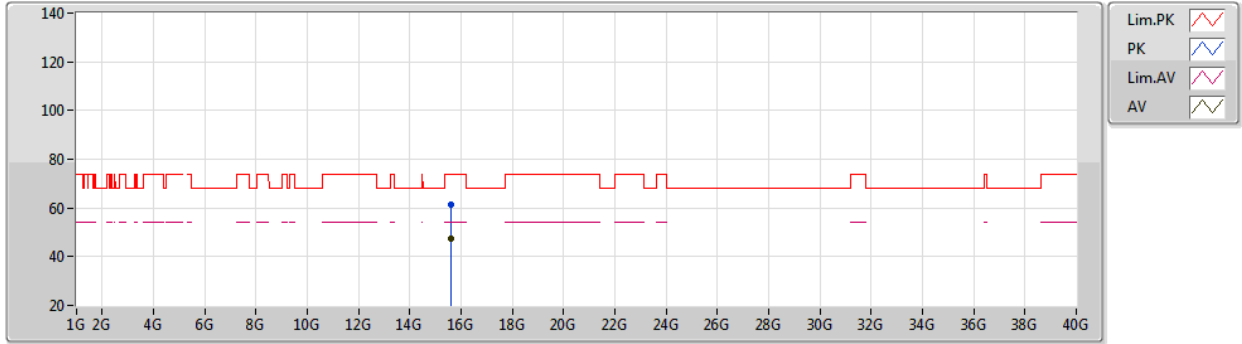
EUT Z_2TX
Setting 46
04-E-B-2-10

Type	Freq (Hz)	Level (dBuV/m)	Limit (dBuV/m)	Margin (dB)	Raw (dBuV)	Dist (m)	Condition	Azimuth (°)	Height (m)	Comment	AF (dB)	CL (dB)	PA (dB)
PK	5.1472G	58.22	74.00	-15.78	52.57	3	Horizontal	226	2.25	-	32.80	5.65	32.80
AV	5.15G	45.14	54.00	-8.86	39.49	3	Horizontal	226	2.25	-	32.80	5.65	32.80
PK	5.2008G	115.37	Inf	-Inf	109.55	3	Horizontal	226	2.25	-	32.90	5.70	32.78
AV	5.2008G	104.28	Inf	-Inf	98.46	3	Horizontal	226	2.25	-	32.90	5.70	32.78

802.11a_Nss1,(6Mbps)_2TX

02/01/2021

5200MHz_TX



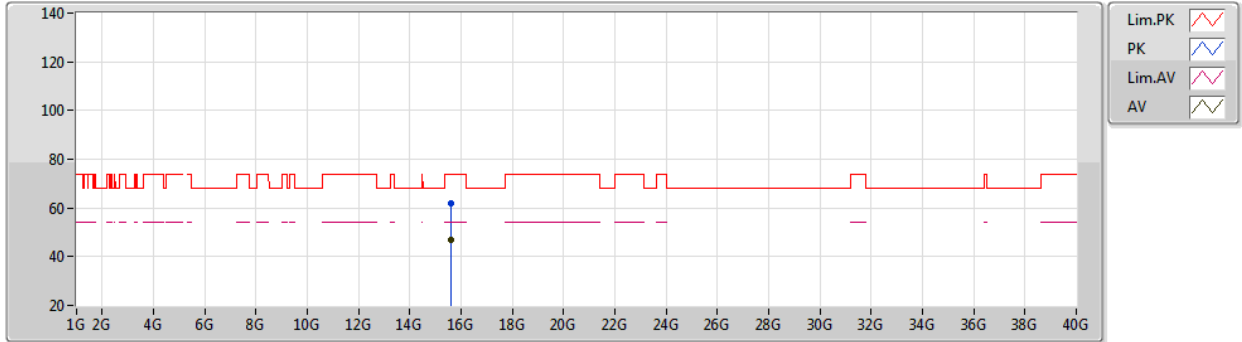
EUT Z_2TX
Setting 46
04-E-B-2

Type	Freq (Hz)	Level (dBuV/m)	Limit (dBuV/m)	Margin (dB)	Raw (dBuV)	Dist (m)	Condition	Azimuth (°)	Height (m)	Comment	AF (dB)	CL (dB)	PA (dB)
PK	15.59984G	61.53	74.00	-12.47	45.75	3	Vertical	123	2.71	-	38.30	11.80	34.32
AV	15.5992G	47.18	54.00	-6.82	31.40	3	Vertical	123	2.71	-	38.30	11.80	34.32

802.11a_Nss1,(6Mbps)_2TX

02/01/2021

5200MHz_TX



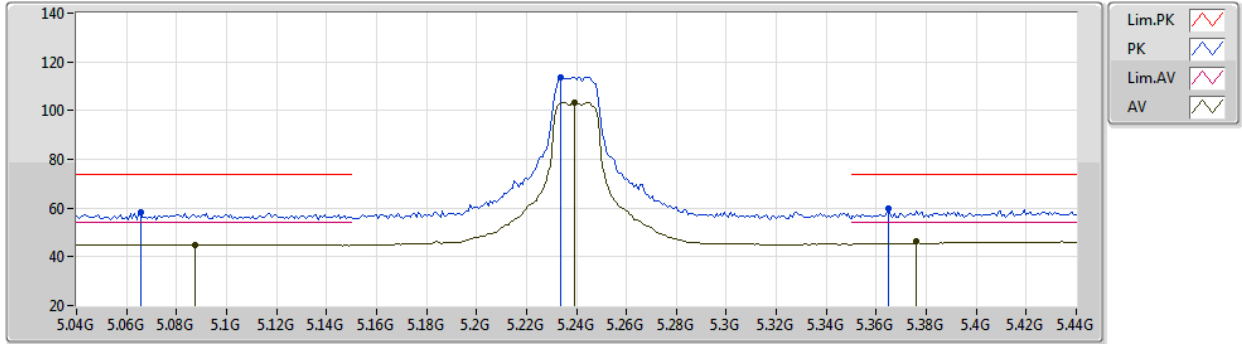
EUT Z_2TX
Setting 46
04-E-B-2

Type	Freq (Hz)	Level (dBuV/m)	Limit (dBuV/m)	Margin (dB)	Raw (dBuV)	Dist (m)	Condition	Azimuth (°)	Height (m)	Comment	AF (dB)	CL (dB)	PA (dB)
PK	15.59974G	61.89	74.00	-12.11	46.11	3	Horizontal	118	1.23	-	38.30	11.80	34.32
AV	15.59917G	47.15	54.00	-6.85	31.37	3	Horizontal	118	1.23	-	38.30	11.80	34.32

802.11a_Nss1,(6Mbps)_2TX

02/01/2021

5240MHz_TX



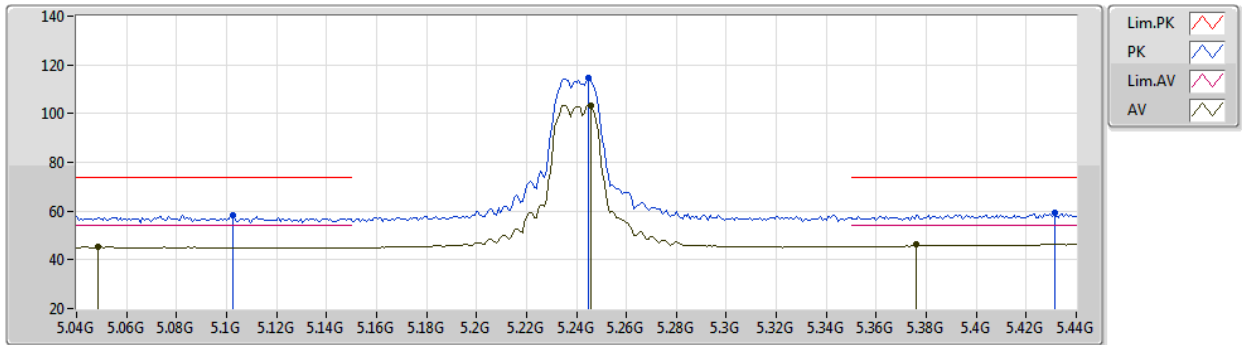
EUT_Z_2TX
Setting 46
04-E-B-2-10

Type	Freq (Hz)	Level (dBuV/m)	Limit (dBuV/m)	Margin (dB)	Raw (dBuV)	Dist (m)	Condition	Azimuth (°)	Height (m)	Comment	AF (dB)	CL (dB)	PA (dB)
PK	5.0656G	58.18	74.00	-15.82	52.64	3	Vertical	285	2.32	-	32.80	5.57	32.83
AV	5.0872G	44.98	54.00	-9.02	39.41	3	Vertical	285	2.32	-	32.80	5.59	32.82
PK	5.2336G	113.73	Inf	-Inf	107.88	3	Vertical	285	2.32	-	32.90	5.72	32.77
AV	5.2392G	103.46	Inf	-Inf	97.60	3	Vertical	285	2.32	-	32.90	5.72	32.76
PK	5.3648G	59.69	74.00	-14.31	53.51	3	Vertical	285	2.32	-	33.12	5.78	32.72
AV	5.376G	46.31	54.00	-7.69	40.02	3	Vertical	285	2.32	-	33.21	5.79	32.71

802.11a_Nss1,(6Mbps)_2TX

02/01/2021

5240MHz_TX



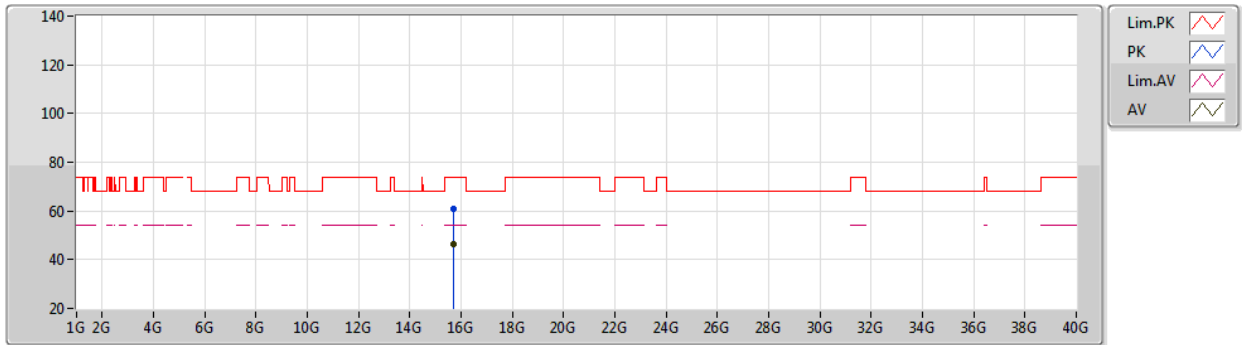
EUT_Z_2TX
Setting 46
04-E-B-2-10

Type	Freq (Hz)	Level (dBuV/m)	Limit (dBuV/m)	Margin (dB)	Raw (dBuV)	Dist (m)	Condition	Azimuth (°)	Height (m)	Comment	AF (dB)	CL (dB)	PA (dB)
PK	5.1024G	58.39	74.00	-15.61	52.80	3	Horizontal	227	2.65	-	32.80	5.60	32.81
AV	5.0488G	45.24	54.00	-8.76	39.72	3	Horizontal	227	2.65	-	32.80	5.55	32.83
PK	5.2448G	114.42	Inf	-Inf	108.56	3	Horizontal	227	2.65	-	32.90	5.72	32.76
AV	5.2456G	103.41	Inf	-Inf	97.55	3	Horizontal	227	2.65	-	32.90	5.72	32.76
PK	5.4312G	59.26	74.00	-14.74	52.61	3	Horizontal	227	2.65	-	33.52	5.82	32.69
AV	5.376G	46.46	54.00	-7.54	40.17	3	Horizontal	227	2.65	-	33.21	5.79	32.71

802.11a_Nss1,(6Mbps)_2TX

02/01/2021

5240MHz_TX



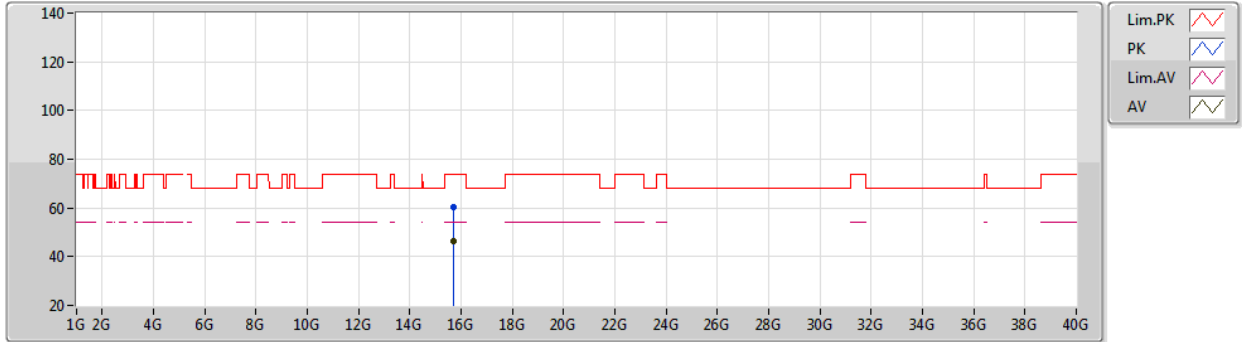
EUT Z_2TX
Setting 46
04-E-B-2

Type	Freq (Hz)	Level (dBuV/m)	Limit (dBuV/m)	Margin (dB)	Raw (dBuV)	Dist (m)	Condition	Azimuth (°)	Height (m)	Comment	AF (dB)	CL (dB)	PA (dB)
PK	15.71931G	60.71	74.00	-13.29	44.72	3	Vertical	61	1.74	-	38.50	11.89	34.40
AV	15.71951G	46.59	54.00	-7.41	30.60	3	Vertical	61	1.74	-	38.50	11.89	34.40

802.11a_Nss1,(6Mbps)_2TX

02/01/2021

5240MHz_TX



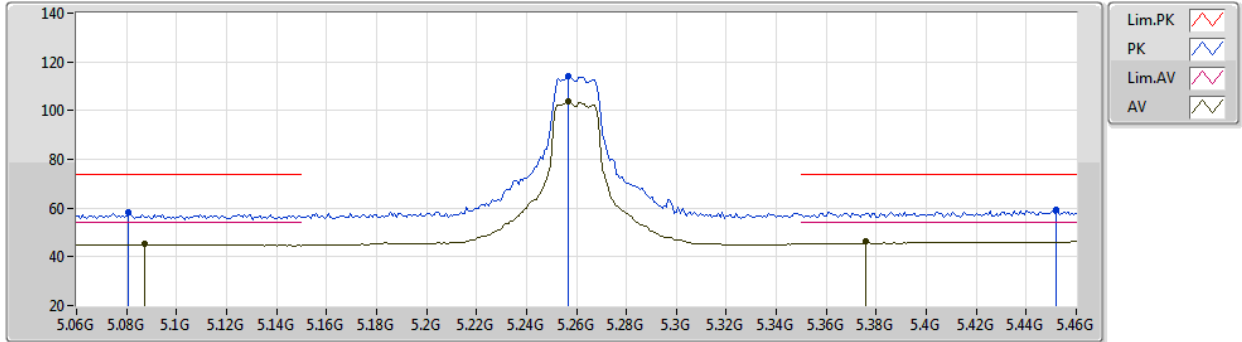
EUT Z_2TX
Setting 46
04-E-B-2

Type	Freq (Hz)	Level (dBuV/m)	Limit (dBuV/m)	Margin (dB)	Raw (dBuV)	Dist (m)	Condition	Azimuth (°)	Height (m)	Comment	AF (dB)	CL (dB)	PA (dB)
PK	15.7197G	60.14	74.00	-13.86	44.15	3	Horizontal	71	1.69	-	38.50	11.89	34.40
AV	15.72024G	46.58	54.00	-7.42	30.59	3	Horizontal	71	1.69	-	38.50	11.89	34.40

802.11a_Nss1,(6Mbps)_2TX

02/01/2021

5260MHz_TX



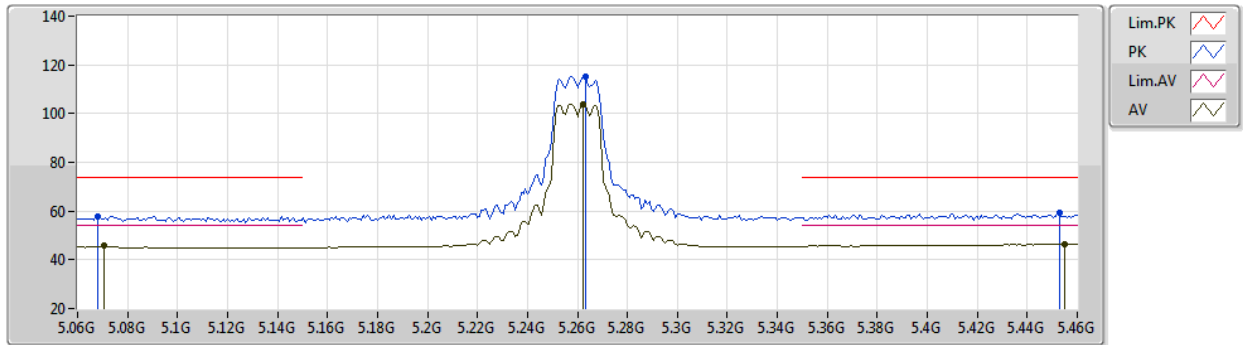
EUT_Z_2TX
Setting 46
04-E-B-2-10

Type	Freq (Hz)	Level (dBuV/m)	Limit (dBuV/m)	Margin (dB)	Raw (dBuV)	Dist (m)	Condition	Azimuth (°)	Height (m)	Comment	AF (dB)	CL (dB)	PA (dB)
PK	5.0808G	58.13	74.00	-15.87	52.57	3	Vertical	286	2.69	-	32.80	5.58	32.82
AV	5.0872G	45.17	54.00	-8.83	39.60	3	Vertical	286	2.69	-	32.80	5.59	32.82
PK	5.2568G	114.27	Inf	-Inf	108.39	3	Vertical	286	2.69	-	32.91	5.73	32.76
AV	5.2568G	103.66	Inf	-Inf	97.78	3	Vertical	286	2.69	-	32.91	5.73	32.76
PK	5.452G	59.22	74.00	-14.78	52.47	3	Vertical	286	2.69	-	33.61	5.83	32.69
AV	5.376G	46.26	54.00	-7.74	39.97	3	Vertical	286	2.69	-	33.21	5.79	32.71

802.11a_Nss1,(6Mbps)_2TX

02/01/2021

5260MHz_TX



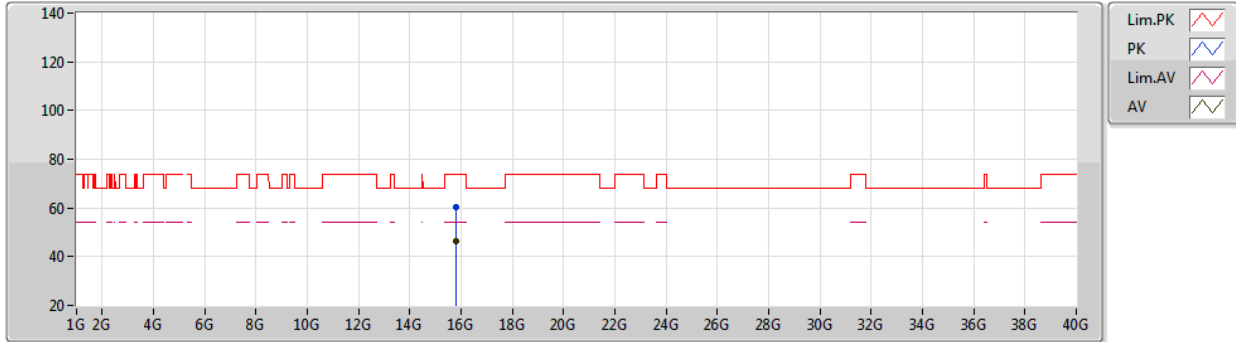
EUT_Z_2TX
Setting 46
04-E-B-2-10

Type	Freq (Hz)	Level (dBuV/m)	Limit (dBuV/m)	Margin (dB)	Raw (dBuV)	Dist (m)	Condition	Azimuth (°)	Height (m)	Comment	AF (dB)	CL (dB)	PA (dB)
PK	5.068G	57.84	74.00	-16.16	52.30	3	Horizontal	223	2.38	-	32.80	5.57	32.83
AV	5.0704G	45.66	54.00	-8.34	40.11	3	Horizontal	223	2.38	-	32.80	5.57	32.82
PK	5.2632G	115.15	Inf	-Inf	109.25	3	Horizontal	223	2.38	-	32.93	5.73	32.76
AV	5.2624G	103.98	Inf	-Inf	98.09	3	Horizontal	223	2.38	-	32.92	5.73	32.76
PK	5.4528G	59.17	74.00	-14.83	52.42	3	Horizontal	223	2.38	-	33.61	5.83	32.69
AV	5.4552G	46.51	54.00	-7.49	39.75	3	Horizontal	223	2.38	-	33.62	5.83	32.69

802.11a_Nss1,(6Mbps)_2TX

02/01/2021

5260MHz_TX



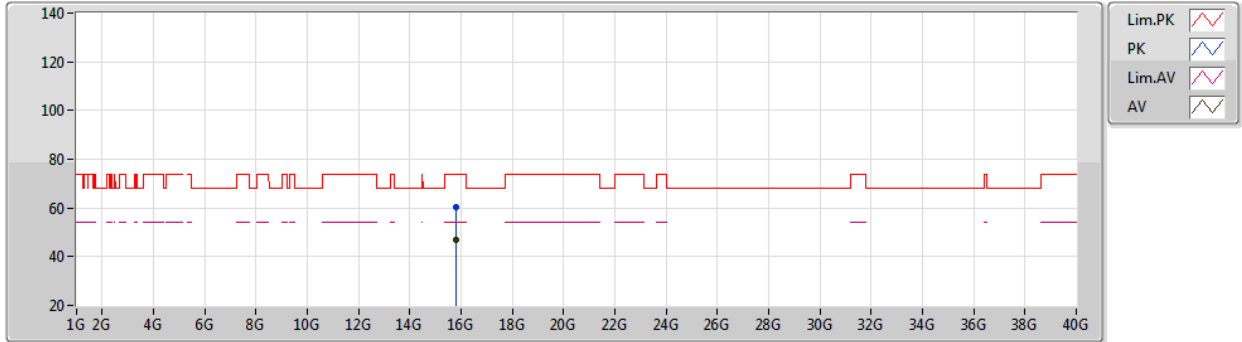
EUT Z_2TX
Setting 46
04-E-B-2

Type	Freq (Hz)	Level (dBuV/m)	Limit (dBuV/m)	Margin (dB)	Raw (dBuV)	Dist (m)	Condition	Azimuth (°)	Height (m)	Comment	AF (dB)	CL (dB)	PA (dB)
PK	15.78021G	60.19	74.00	-13.81	44.18	3	Vertical	183	2.76	-	38.50	11.94	34.43
AV	15.77906G	46.60	54.00	-7.40	30.60	3	Vertical	183	2.76	-	38.50	11.93	34.43

802.11a_Nss1,(6Mbps)_2TX

02/01/2021

5260MHz_TX



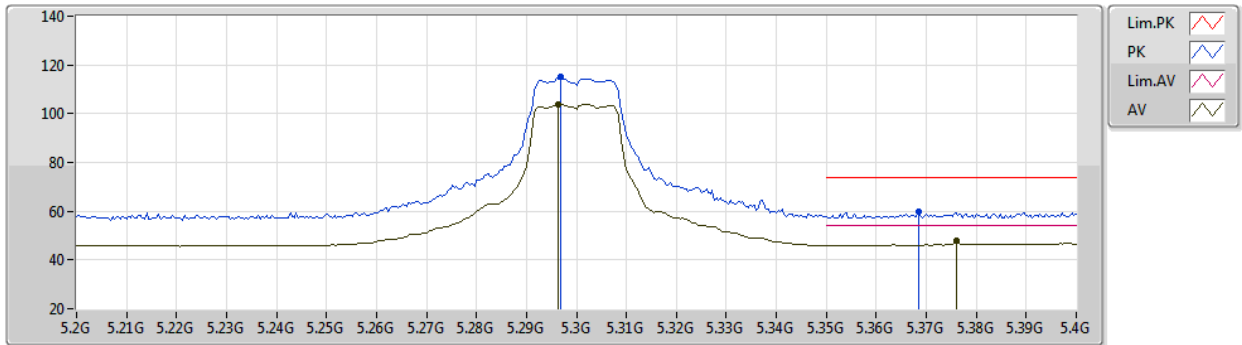
EUT Z_2TX
Setting 46
04-E-B-2

Type	Freq (Hz)	Level (dBuV/m)	Limit (dBuV/m)	Margin (dB)	Raw (dBuV)	Dist (m)	Condition	Azimuth (°)	Height (m)	Comment	AF (dB)	CL (dB)	PA (dB)
PK	15.7798G	60.50	74.00	-13.50	44.50	3	Horizontal	359	1.17	-	38.50	11.93	34.43
AV	15.7794G	46.64	54.00	-7.36	30.64	3	Horizontal	359	1.17	-	38.50	11.93	34.43

802.11a_Nss1,(6Mbps)_2TX

02/01/2021

5300MHz_TX



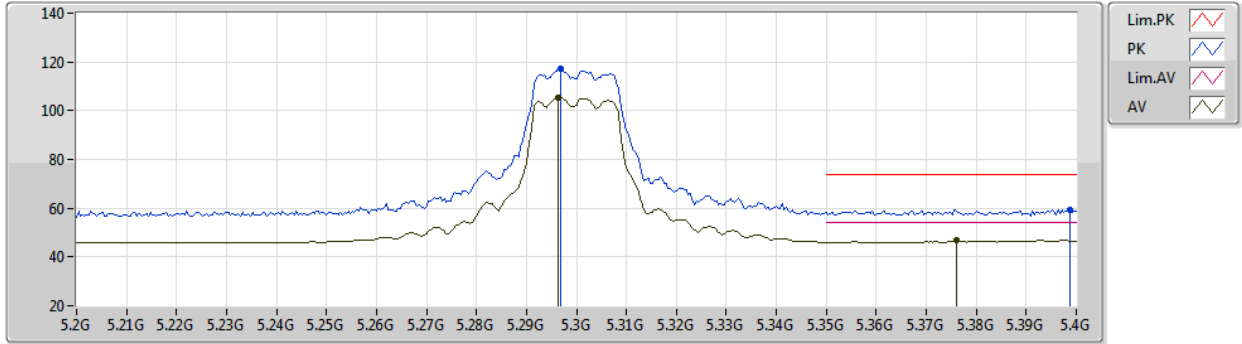
EUT Z_2TX
Setting 46
04-E-B-2-10

Type	Freq (Hz)	Level (dBuV/m)	Limit (dBuV/m)	Margin (dB)	Raw (dBuV)	Dist (m)	Condition	Azimuth (°)	Height (m)	Comment	AF (dB)	CL (dB)	PA (dB)
PK	5.2968G	115.09	Inf	-Inf	109.09	3	Vertical	107	2.25	-	32.99	5.75	32.74
AV	5.2964G	103.86	Inf	-Inf	97.86	3	Vertical	107	2.25	-	32.99	5.75	32.74
PK	5.3684G	60.04	74.00	-13.96	53.83	3	Vertical	107	2.25	-	33.15	5.78	32.72
AV	5.376G	47.83	54.00	-6.17	41.54	3	Vertical	107	2.25	-	33.21	5.79	32.71

802.11a_Nss1,(6Mbps)_2TX

02/01/2021

5300MHz_TX



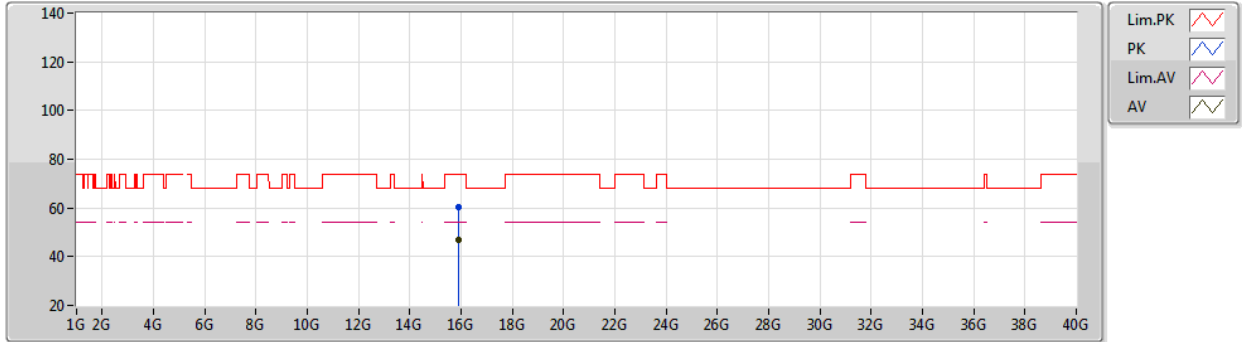
EUT_Z_2TX
Setting 46
04-E-B-2-10

Type	Freq (Hz)	Level (dBuV/m)	Limit (dBuV/m)	Margin (dB)	Raw (dBuV)	Dist (m)	Condition	Azimuth (°)	Height (m)	Comment	AF (dB)	CL (dB)	PA (dB)
PK	5.2968G	117.38	Inf	-Inf	111.38	3	Horizontal	105	2.32	-	32.99	5.75	32.74
AV	5.2964G	105.58	Inf	-Inf	99.58	3	Horizontal	105	2.32	-	32.99	5.75	32.74
PK	5.3988G	59.53	74.00	-14.47	53.05	3	Horizontal	105	2.32	-	33.39	5.80	32.71
AV	5.376G	46.91	54.00	-7.09	40.62	3	Horizontal	105	2.32	-	33.21	5.79	32.71

802.11a_Nss1,(6Mbps)_2TX

02/01/2021

5300MHz_TX



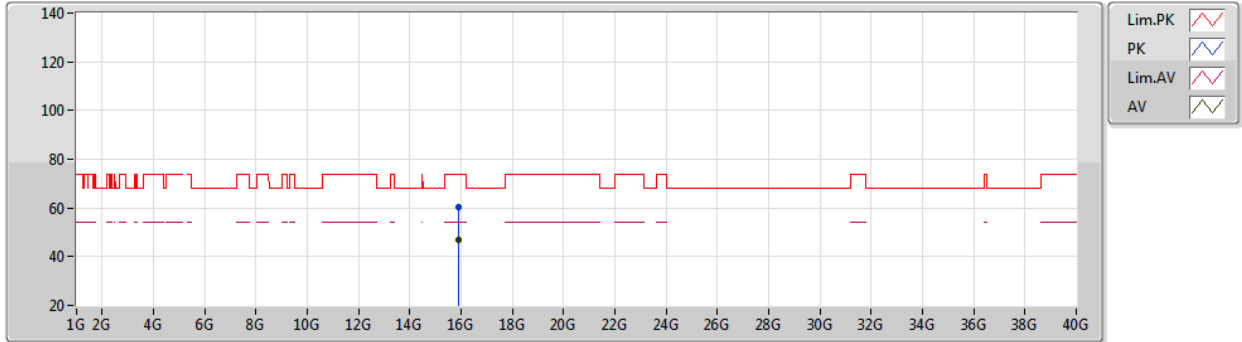
EUT_Z_2TX
Setting 46
04-E-B-2

Type	Freq (Hz)	Level (dBuV/m)	Limit (dBuV/m)	Margin (dB)	Raw (dBuV)	Dist (m)	Condition	Azimuth (°)	Height (m)	Comment	AF (dB)	CL (dB)	PA (dB)
PK	15.89938G	60.44	74.00	-13.56	44.43	3	Vertical	344	1.88	-	38.50	12.02	34.51
AV	15.89908G	46.80	54.00	-7.20	30.79	3	Vertical	344	1.88	-	38.50	12.02	34.51

802.11a_Nss1,(6Mbps)_2TX

02/01/2021

5300MHz_TX



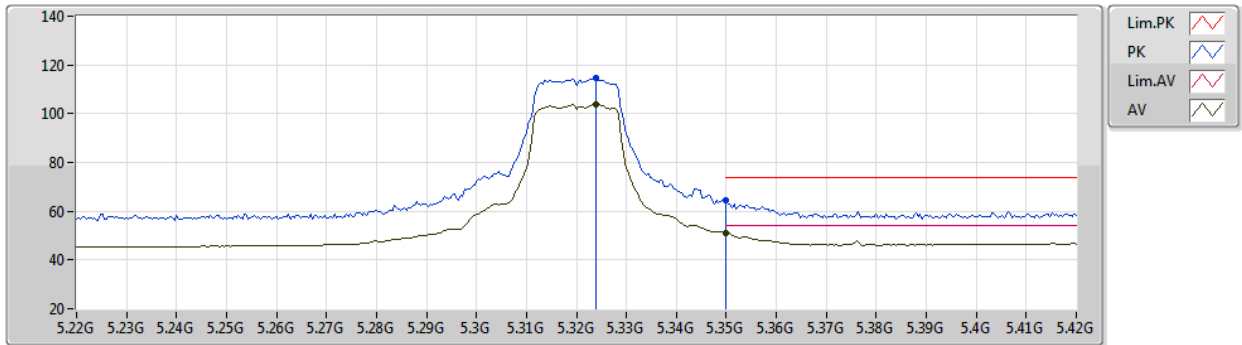
EUT Z_2TX
Setting 46
04-E-B-2

Type	Freq (Hz)	Level (dBuV/m)	Limit (dBuV/m)	Margin (dB)	Raw (dBuV)	Dist (m)	Condition	Azimuth (°)	Height (m)	Comment	AF (dB)	CL (dB)	PA (dB)
PK	15.90092G	60.38	74.00	-13.62	44.36	3	Horizontal	86	2.93	-	38.50	12.03	34.51
AV	15.89902G	46.77	54.00	-7.23	30.76	3	Horizontal	86	2.93	-	38.50	12.02	34.51

802.11a_Nss1,(6Mbps)_2TX

02/01/2021

5320MHz_TX



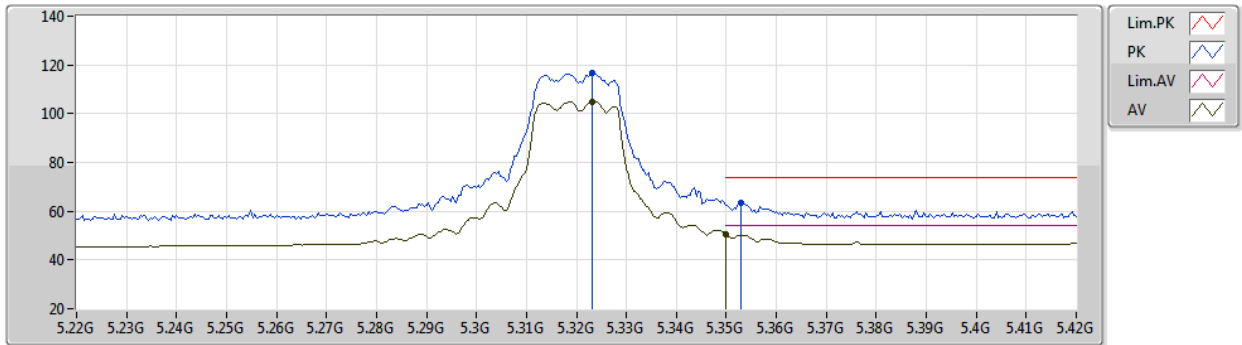
EUT_Z_2TX
Setting 46
04-E-B-2-10

Type	Freq (Hz)	Level (dBuV/m)	Limit (dBuV/m)	Margin (dB)	Raw (dBuV)	Dist (m)	Condition	Azimuth (°)	Height (m)	Comment	AF (dB)	CL (dB)	PA (dB)
PK	5.324G	114.61	Inf	-Inf	108.58	3	Vertical	106	2.36	-	33.00	5.76	32.73
AV	5.324G	103.66	Inf	-Inf	97.63	3	Vertical	106	2.36	-	33.00	5.76	32.73
PK	5.35G	64.31	74.00	-9.69	58.25	3	Vertical	106	2.36	-	33.00	5.78	32.72
AV	5.35G	51.24	54.00	-2.76	45.18	3	Vertical	106	2.36	-	33.00	5.78	32.72

802.11a_Nss1,(6Mbps)_2TX

02/01/2021

5320MHz_TX



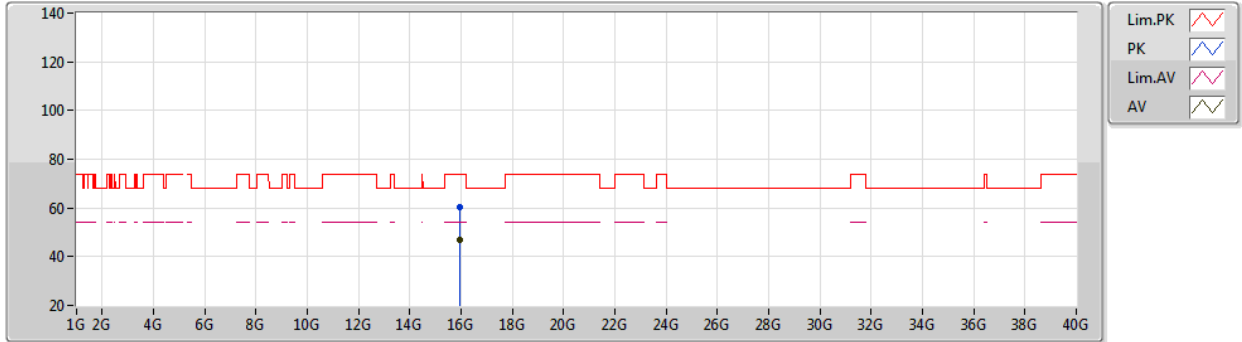
EUT_Z_2TX
Setting 46
04-E-B-2-10

Type	Freq (Hz)	Level (dBuV/m)	Limit (dBuV/m)	Margin (dB)	Raw (dBuV)	Dist (m)	Condition	Azimuth (°)	Height (m)	Comment	AF (dB)	CL (dB)	PA (dB)
PK	5.3232G	116.86	Inf	-Inf	110.83	3	Horizontal	109	2.51	-	33.00	5.76	32.73
AV	5.3232G	105.08	Inf	-Inf	99.05	3	Horizontal	109	2.51	-	33.00	5.76	32.73
PK	5.3528G	63.43	74.00	-10.57	57.35	3	Horizontal	109	2.51	-	33.02	5.78	32.72
AV	5.35G	50.33	54.00	-3.67	44.27	3	Horizontal	109	2.51	-	33.00	5.78	32.72

802.11a_Nss1,(6Mbps)_2TX

02/01/2021

5320MHz_TX



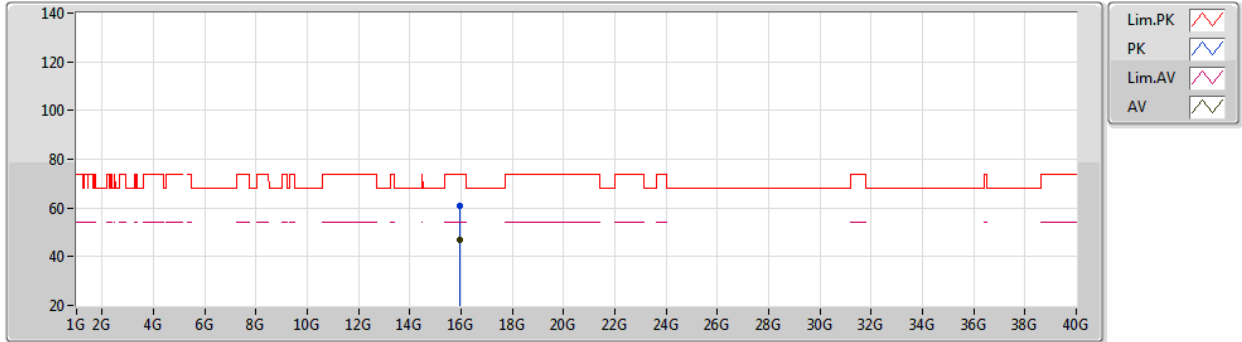
EUT Z_2TX
Setting 46
04-E-B-2

Type	Freq (Hz)	Level (dBuV/m)	Limit (dBuV/m)	Margin (dB)	Raw (dBuV)	Dist (m)	Condition	Azimuth (°)	Height (m)	Comment	AF (dB)	CL (dB)	PA (dB)
PK	15.96028G	60.50	74.00	-13.50	44.48	3	Vertical	161	1.14	-	38.50	12.07	34.55
AV	15.95906G	46.91	54.00	-7.09	30.88	3	Vertical	161	1.14	-	38.50	12.07	34.54

802.11a_Nss1,(6Mbps)_2TX

02/01/2021

5320MHz_TX



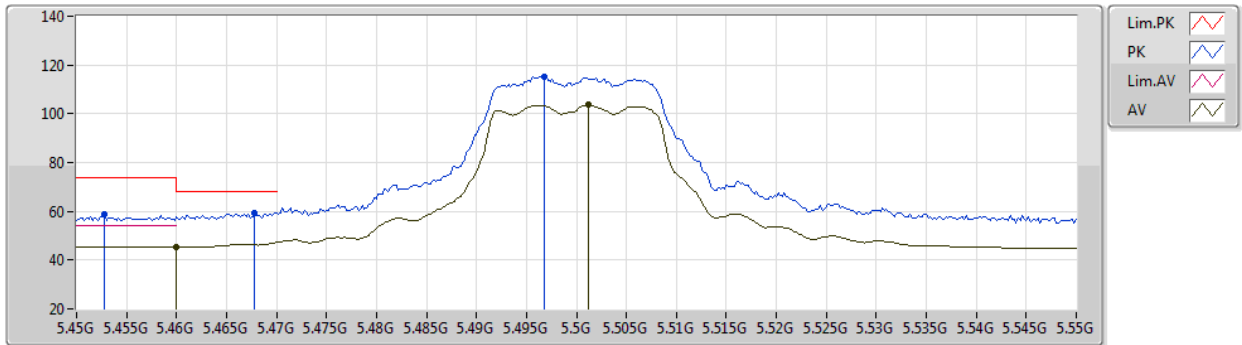
EUT Z_2TX
Setting 46
04-E-B-2

Type	Freq (Hz)	Level (dBuV/m)	Limit (dBuV/m)	Margin (dB)	Raw (dBuV)	Dist (m)	Condition	Azimuth (°)	Height (m)	Comment	AF (dB)	CL (dB)	PA (dB)
PK	15.96041G	60.62	74.00	-13.38	44.60	3	Horizontal	67	1.34	-	38.50	12.07	34.55
AV	15.959G	46.91	54.00	-7.09	30.88	3	Horizontal	67	1.34	-	38.50	12.07	34.54

802.11a_Nss1,(6Mbps)_2TX

27/01/2021

5500MHz_TX



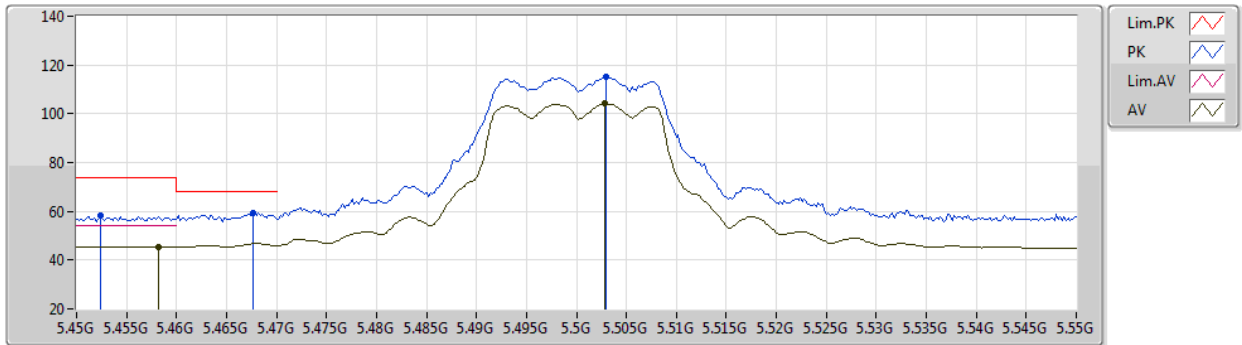
EUT Y_2TX
Setting 41
06-C-K-4-10

Type	Freq (Hz)	Level (dBuV/m)	Limit (dBuV/m)	Margin (dB)	Raw (dBuV)	Dist (m)	Condition	Azimuth (°)	Height (m)	Comment	AF (dB)	CL (dB)	PA (dB)
PK	5.4528G	59.00	74.00	-15.00	54.18	3	Vertical	294	1.00	-	31.61	5.05	31.84
AV	5.46G	45.44	54.00	-8.56	40.60	3	Vertical	294	1.00	-	31.62	5.06	31.84
PK	5.4678G	59.48	68.20	-8.72	54.62	3	Vertical	294	1.00	-	31.64	5.07	31.85
PK	5.4968G	115.38	Inf	-Inf	110.46	3	Vertical	294	1.00	-	31.69	5.10	31.87
AV	5.5012G	103.64	Inf	-Inf	98.71	3	Vertical	294	1.00	-	31.70	5.10	31.87

802.11a_Nss1,(6Mbps)_2TX

27/01/2021

5500MHz_TX



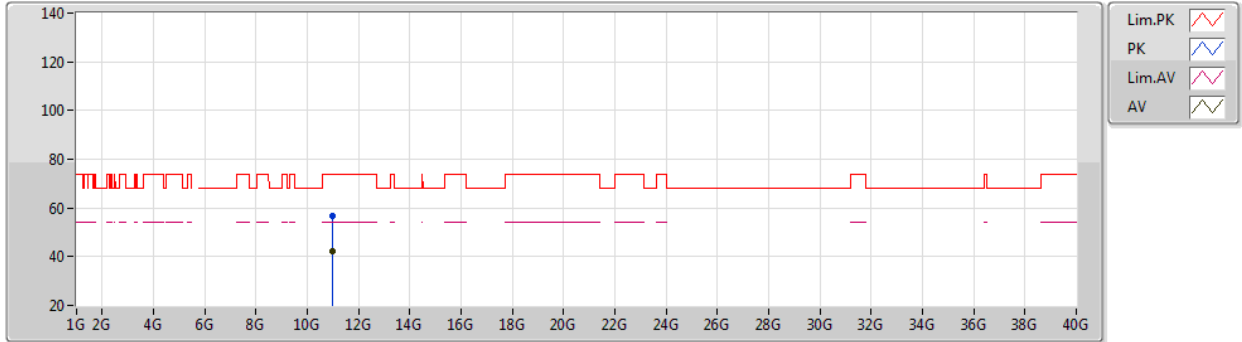
EUT Y_2TX
Setting 41
06-C-K-4-10

Type	Freq (Hz)	Level (dBuV/m)	Limit (dBuV/m)	Margin (dB)	Raw (dBuV)	Dist (m)	Condition	Azimuth (°)	Height (m)	Comment	AF (dB)	CL (dB)	PA (dB)
PK	5.4524G	58.09	74.00	-15.91	53.28	3	Horizontal	286	1.80	-	31.60	5.05	31.84
AV	5.4582G	45.44	54.00	-8.56	40.60	3	Horizontal	286	1.80	-	31.62	5.06	31.84
PK	5.4676G	59.42	68.20	-8.78	54.56	3	Horizontal	286	1.80	-	31.64	5.07	31.85
PK	5.503G	115.08	Inf	-Inf	110.16	3	Horizontal	286	1.80	-	31.69	5.10	31.87
AV	5.5028G	104.16	Inf	-Inf	99.24	3	Horizontal	286	1.80	-	31.69	5.10	31.87

802.11a_Nss1,(6Mbps)_2TX

27/01/2021

5500MHz_TX



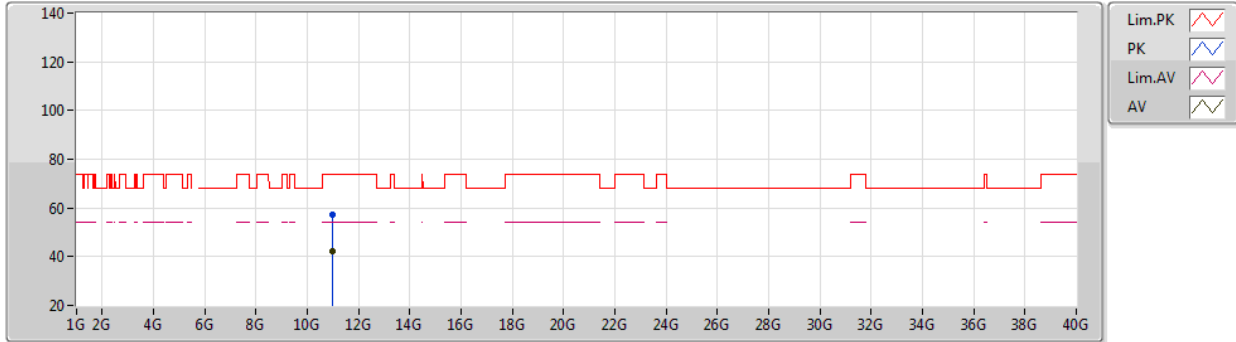
EUT Y_2TX
Setting 41
06-C-K-4

Type	Freq (Hz)	Level (dBuV/m)	Limit (dBuV/m)	Margin (dB)	Raw (dBuV)	Dist (m)	Condition	Azimuth (°)	Height (m)	Comment	AF (dB)	CL (dB)	PA (dB)
PK	11.00352G	56.56	74.00	-17.44	42.43	3	Vertical	82	2.16	-	40.19	8.10	34.16
AV	10.99524G	42.24	54.00	-11.76	28.10	3	Vertical	82	2.16	-	40.20	8.10	34.16

802.11a_Nss1,(6Mbps)_2TX

27/01/2021

5500MHz_TX



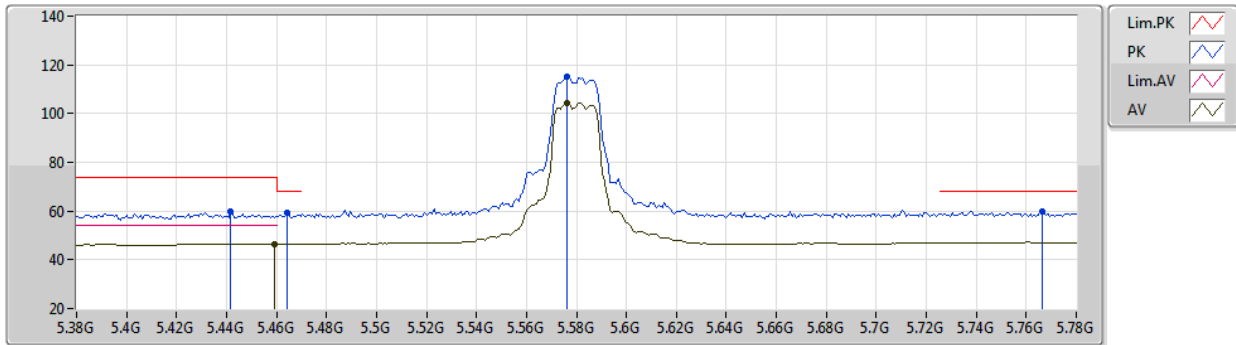
EUT Y_2TX
Setting 41
06-C-K-4

Type	Freq (Hz)	Level (dBuV/m)	Limit (dBuV/m)	Margin (dB)	Raw (dBuV)	Dist (m)	Condition	Azimuth (°)	Height (m)	Comment	AF (dB)	CL (dB)	PA (dB)
PK	10.99938G	57.11	74.00	-16.89	42.97	3	Horizontal	110	1.96	-	40.20	8.10	34.16
AV	10.99532G	42.22	54.00	-11.78	28.08	3	Horizontal	110	1.96	-	40.20	8.10	34.16

802.11a_Nss1,(6Mbps)_2TX

02/01/2021

5580MHz_TX



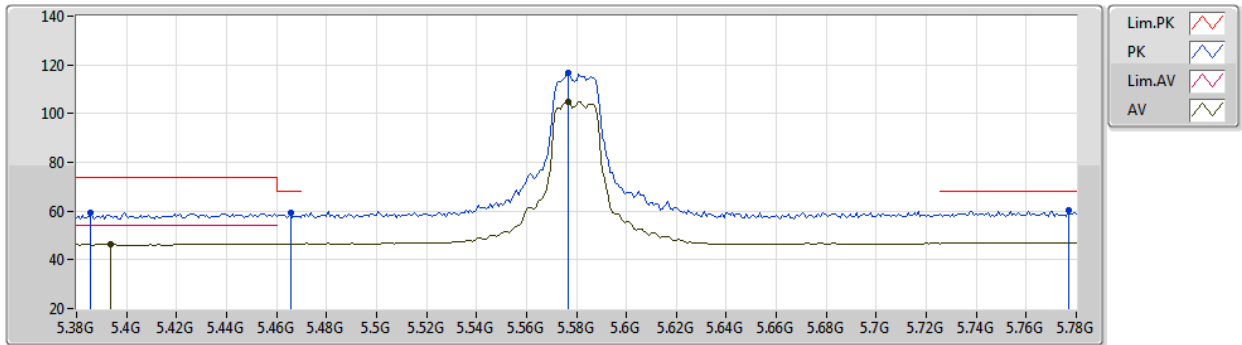
EUT_Z_2TX
Setting 46
04-E-B-2-10

Type	Freq (Hz)	Level (dBuV/m)	Limit (dBuV/m)	Margin (dB)	Raw (dBuV)	Dist (m)	Condition	Azimuth (°)	Height (m)	Comment	AF (dB)	CL (dB)	PA (dB)
PK	5.4416G	59.67	74.00	-14.33	52.97	3	Vertical	107	2.31	-	33.57	5.82	32.69
PK	5.464G	59.19	68.20	-9.01	52.38	3	Vertical	107	2.31	-	33.66	5.83	32.68
AV	5.4592G	46.42	54.00	-7.58	39.63	3	Vertical	107	2.31	-	33.64	5.83	32.68
PK	5.576G	114.94	Inf	-Inf	107.89	3	Vertical	107	2.31	-	33.85	5.89	32.69
AV	5.576G	104.22	Inf	-Inf	97.17	3	Vertical	107	2.31	-	33.85	5.89	32.69
PK	5.7664G	59.91	68.20	-8.29	52.49	3	Vertical	107	2.31	-	34.20	5.98	32.76

802.11a_Nss1,(6Mbps)_2TX

02/01/2021

5580MHz_TX



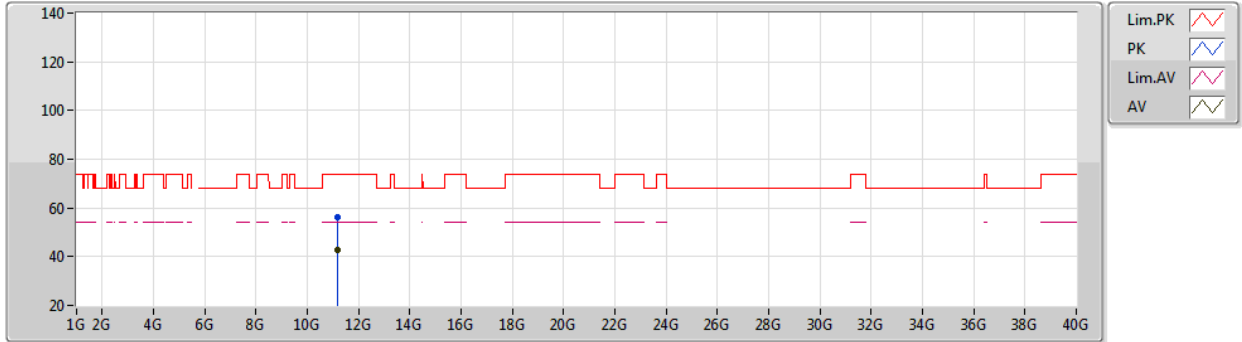
EUT_Z_2TX
Setting 46
04-E-B-2-10

Type	Freq (Hz)	Level (dBuV/m)	Limit (dBuV/m)	Margin (dB)	Raw (dBuV)	Dist (m)	Condition	Azimuth (°)	Height (m)	Comment	AF (dB)	CL (dB)	PA (dB)
PK	5.3856G	59.48	74.00	-14.52	53.12	3	Horizontal	104	2.35	-	33.28	5.79	32.71
AV	5.3936G	46.44	54.00	-7.56	40.00	3	Horizontal	104	2.35	-	33.35	5.80	32.71
PK	5.4656G	59.48	68.20	-8.72	52.67	3	Horizontal	104	2.35	-	33.66	5.83	32.68
PK	5.5768G	116.83	Inf	-Inf	109.78	3	Horizontal	104	2.35	-	33.85	5.89	32.69
AV	5.5768G	104.98	Inf	-Inf	97.93	3	Horizontal	104	2.35	-	33.85	5.89	32.69
PK	5.7768G	60.18	68.20	-8.02	52.75	3	Horizontal	104	2.35	-	34.20	5.99	32.76

802.11a_Nss1,(6Mbps)_2TX

02/01/2021

5580MHz_TX



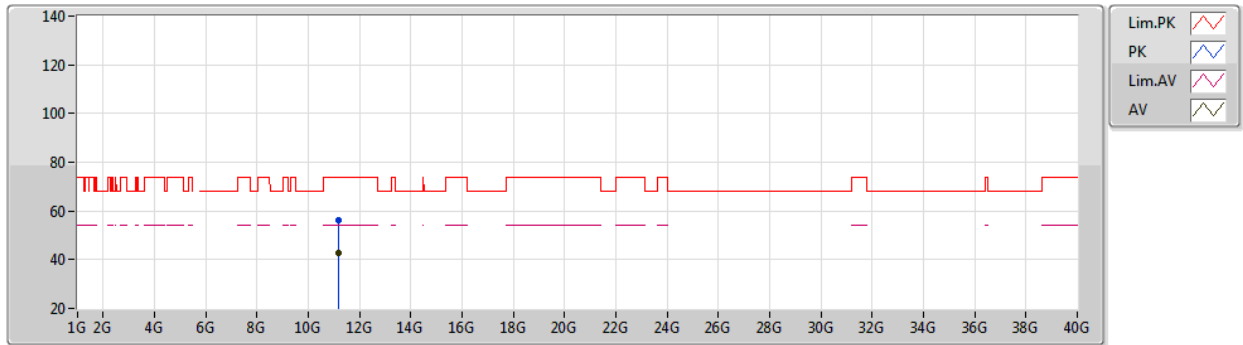
EUT Z_2TX
Setting 46
04-E-B-2

Type	Freq (Hz)	Level (dBuV/m)	Limit (dBuV/m)	Margin (dB)	Raw (dBuV)	Dist (m)	Condition	Azimuth (°)	Height (m)	Comment	AF (dB)	CL (dB)	PA (dB)
PK	11.15999G	56.32	74.00	-17.68	41.87	3	Vertical	330	2.92	-	39.14	9.18	33.87
AV	11.1604G	42.69	54.00	-11.31	28.24	3	Vertical	330	2.92	-	39.14	9.18	33.87

802.11a_Nss1,(6Mbps)_2TX

02/01/2021

5580MHz_TX



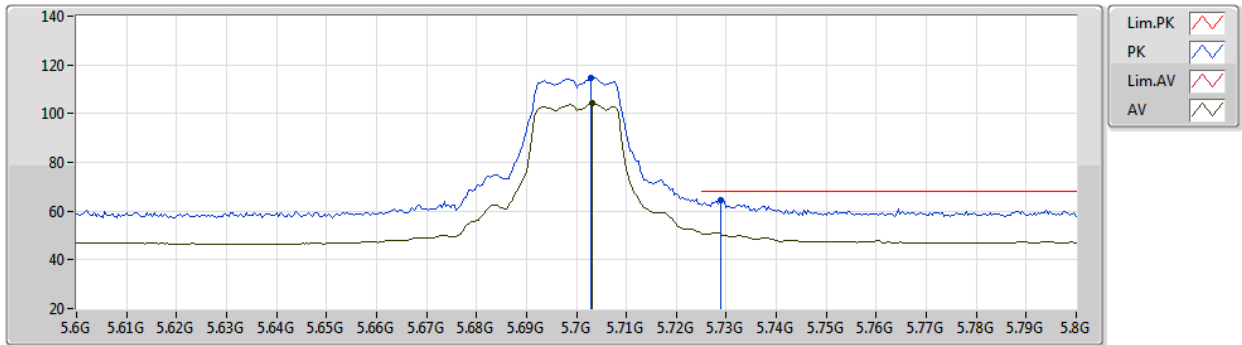
EUT Z_2TX
Setting 46
04-E-B-2

Type	Freq (Hz)	Level (dBuV/m)	Limit (dBuV/m)	Margin (dB)	Raw (dBuV)	Dist (m)	Condition	Azimuth (°)	Height (m)	Comment	AF (dB)	CL (dB)	PA (dB)
PK	11.16033G	56.12	74.00	-17.88	41.67	3	Horizontal	101	2.76	-	39.14	9.18	33.87
AV	11.16048G	42.72	54.00	-11.28	28.27	3	Horizontal	101	2.76	-	39.14	9.18	33.87

802.11a_Nss1,(6Mbps)_2TX

02/01/2021

5700MHz_TX



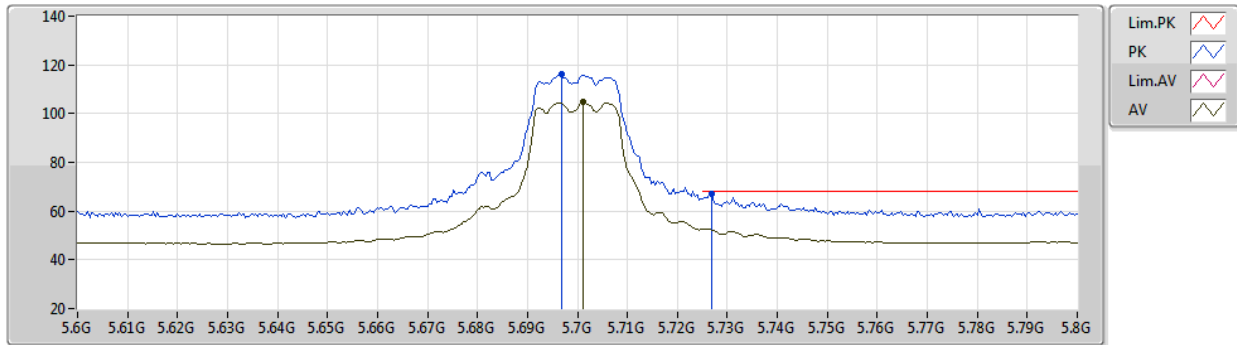
EUT_Z_2TX
Setting 46
04-E-B-2-10

Type	Freq (Hz)	Level (dBuV/m)	Limit (dBuV/m)	Margin (dB)	Raw (dBuV)	Dist (m)	Condition	Azimuth (°)	Height (m)	Comment	AF (dB)	CL (dB)	PA (dB)
PK	5.7028G	114.75	Inf	-Inf	107.52	3	Vertical	105	2.16	-	34.01	5.95	32.73
AV	5.7032G	104.06	Inf	-Inf	96.84	3	Vertical	105	2.16	-	34.01	5.95	32.74
PK	5.7288G	64.68	68.20	-3.52	57.34	3	Vertical	105	2.16	-	34.12	5.96	32.74

802.11a_Nss1,(6Mbps)_2TX

02/01/2021

5700MHz_TX



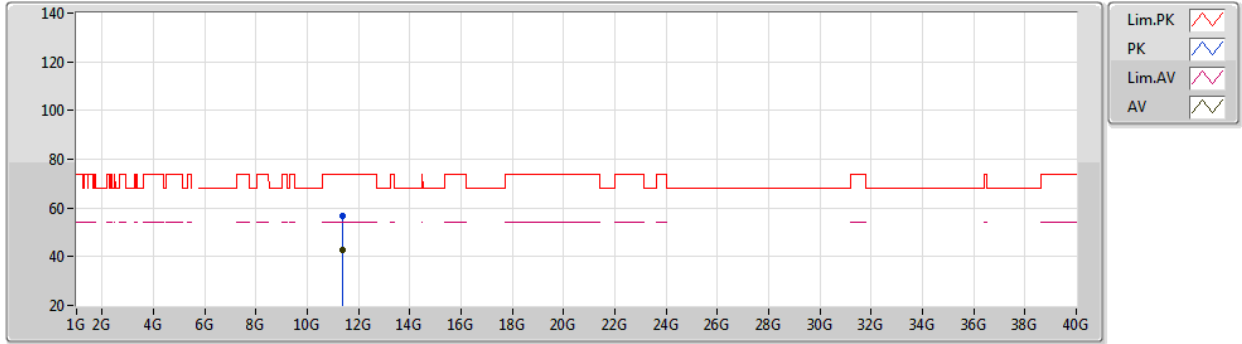
EUT_Z_2TX
Setting 46
04-E-B-2-10

Type	Freq (Hz)	Level (dBuV/m)	Limit (dBuV/m)	Margin (dB)	Raw (dBuV)	Dist (m)	Condition	Azimuth (°)	Height (m)	Comment	AF (dB)	CL (dB)	PA (dB)
PK	5.6968G	116.38	Inf	-Inf	109.17	3	Horizontal	231	2.34	-	33.99	5.95	32.73
AV	5.7012G	104.70	Inf	-Inf	97.48	3	Horizontal	231	2.34	-	34.00	5.95	32.73
PK	5.7268G	66.82	68.20	-1.38	59.49	3	Horizontal	231	2.34	-	34.11	5.96	32.74

802.11a_Nss1,(6Mbps)_2TX

02/01/2021

5700MHz_TX



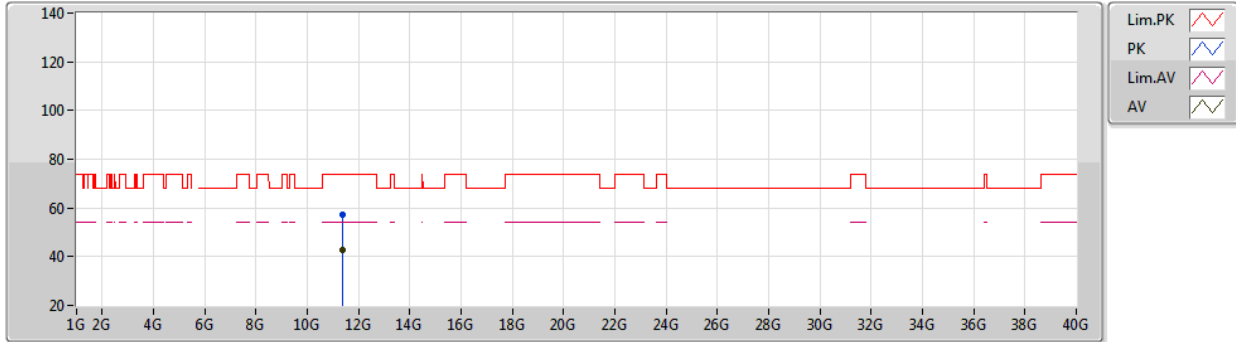
EUT Z_2TX
Setting 46
04-E-B-2

Type	Freq (Hz)	Level (dBuV/m)	Limit (dBuV/m)	Margin (dB)	Raw (dBuV)	Dist (m)	Condition	Azimuth (°)	Height (m)	Comment	AF (dB)	CL (dB)	PA (dB)
PK	11.40026G	56.83	74.00	-17.17	42.34	3	Vertical	322	1.06	-	39.20	9.30	34.01
AV	11.40053G	42.81	54.00	-11.19	28.32	3	Vertical	322	1.06	-	39.20	9.30	34.01

802.11a_Nss1,(6Mbps)_2TX

02/01/2021

5700MHz_TX



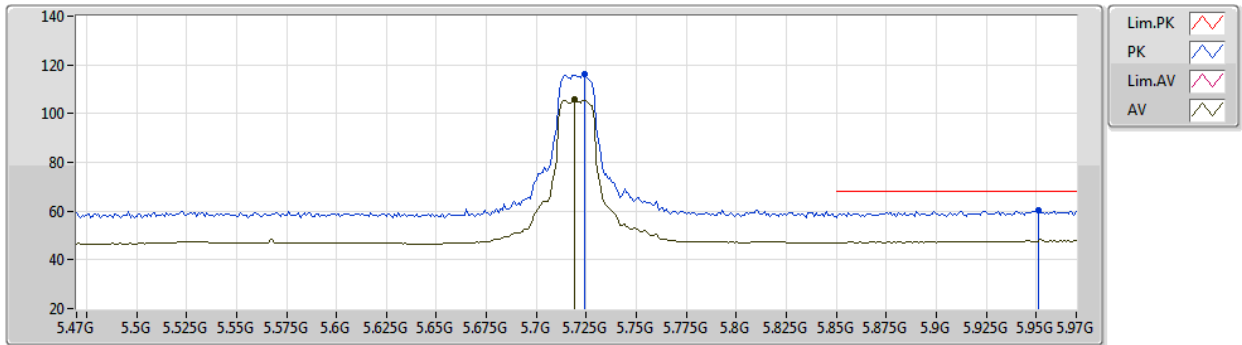
EUT Z_2TX
Setting 46
04-E-B-2

Type	Freq (Hz)	Level (dBuV/m)	Limit (dBuV/m)	Margin (dB)	Raw (dBuV)	Dist (m)	Condition	Azimuth (°)	Height (m)	Comment	AF (dB)	CL (dB)	PA (dB)
PK	11.40045G	57.39	74.00	-16.61	42.90	3	Horizontal	23	1.51	-	39.20	9.30	34.01
AV	11.40008G	42.81	54.00	-11.19	28.32	3	Horizontal	23	1.51	-	39.20	9.30	34.01

802.11a_Nss1,(6Mbps)_2TX

02/01/2021

5720MHz Straddle 5.47-5.725GHz_TX



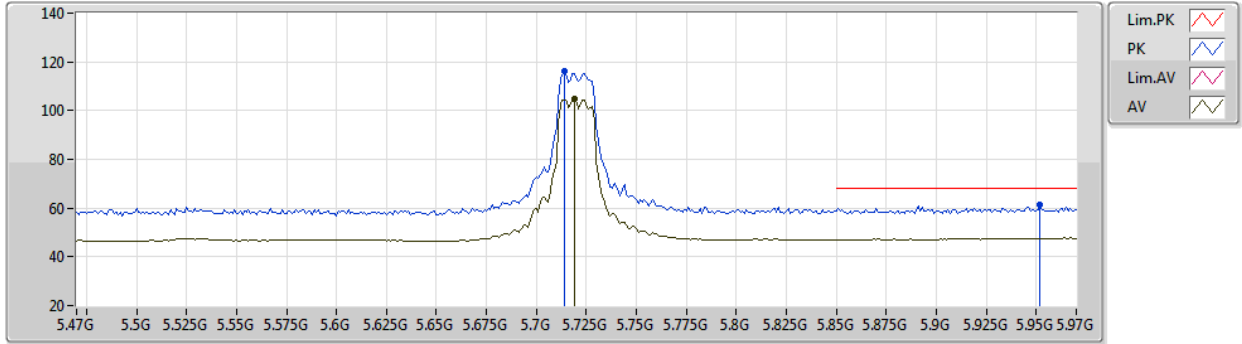
EUT_Z_2TX
Setting 46
04-E-B-2-10

Type	Freq (Hz)	Level (dBuV/m)	Limit (dBuV/m)	Margin (dB)	Raw (dBuV)	Dist (m)	Condition	Azimuth (°)	Height (m)	Comment	AF (dB)	CL (dB)	PA (dB)
PK	5.724G	116.44	Inf	-Inf	109.12	3	Vertical	80	2.53	-	34.10	5.96	32.74
AV	5.719G	105.71	Inf	-Inf	98.41	3	Vertical	80	2.53	-	34.08	5.96	32.74
PK	5.951G	60.35	68.20	-7.85	52.01	3	Vertical	80	2.53	-	35.00	6.15	32.81

802.11a_Nss1,(6Mbps)_2TX

02/01/2021

5720MHz Straddle 5.47-5.725GHz_TX



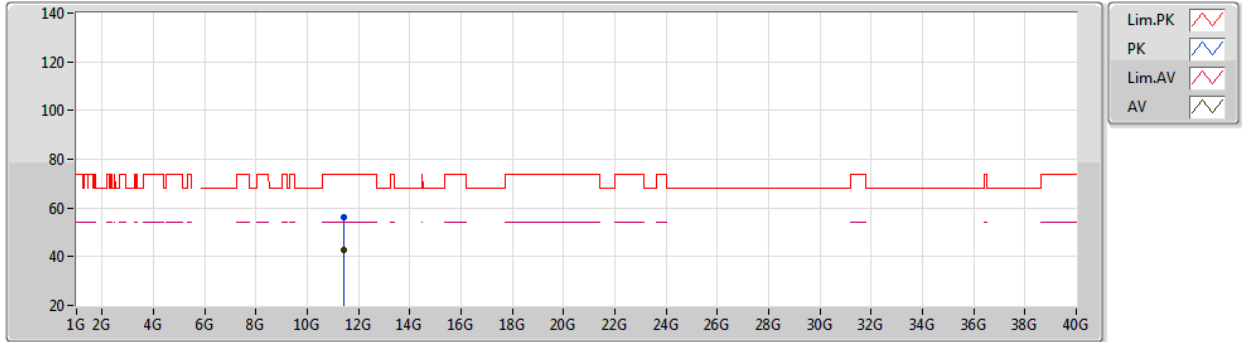
EUT_Z_2TX
Setting 46
04-E-B-2-10

Type	Freq (Hz)	Level (dBuV/m)	Limit (dBuV/m)	Margin (dB)	Raw (dBuV)	Dist (m)	Condition	Azimuth (°)	Height (m)	Comment	AF (dB)	CL (dB)	PA (dB)
PK	5.714G	116.04	Inf	-Inf	108.76	3	Horizontal	233	2.35	-	34.06	5.96	32.74
AV	5.719G	104.78	Inf	-Inf	97.48	3	Horizontal	233	2.35	-	34.08	5.96	32.74
PK	5.952G	61.36	68.20	-6.84	53.01	3	Horizontal	233	2.35	-	35.01	6.15	32.81

802.11a_Nss1,(6Mbps)_2TX

02/01/2021

5720MHz Straddle 5.47-5.725GHz_TX



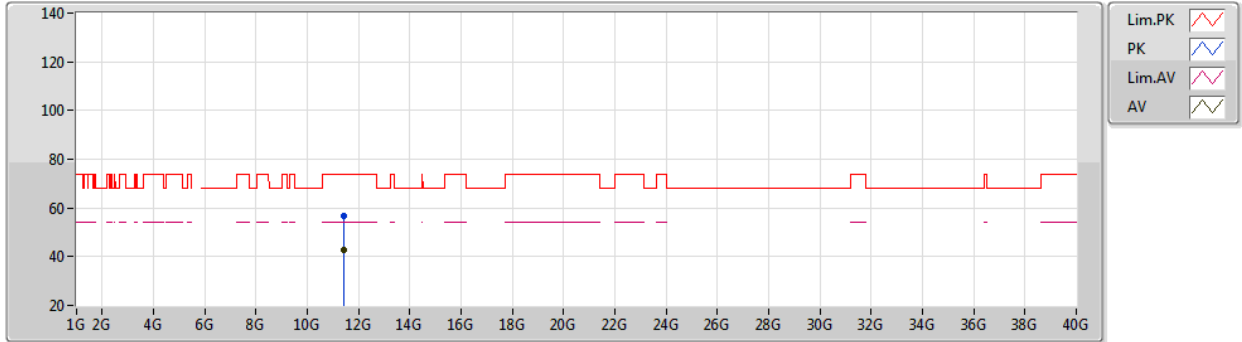
EUT Z_2TX
Setting 46
04-E-B-2

Type	Freq (Hz)	Level (dBuV/m)	Limit (dBuV/m)	Margin (dB)	Raw (dBuV)	Dist (m)	Condition	Azimuth (°)	Height (m)	Comment	AF (dB)	CL (dB)	PA (dB)
PK	11.44047G	56.41	74.00	-17.59	41.93	3	Vertical	291	1.37	-	39.20	9.32	34.04
AV	11.44077G	42.87	54.00	-11.13	28.39	3	Vertical	291	1.37	-	39.20	9.32	34.04

802.11a_Nss1,(6Mbps)_2TX

02/01/2021

5720MHz Straddle 5.47-5.725GHz_TX



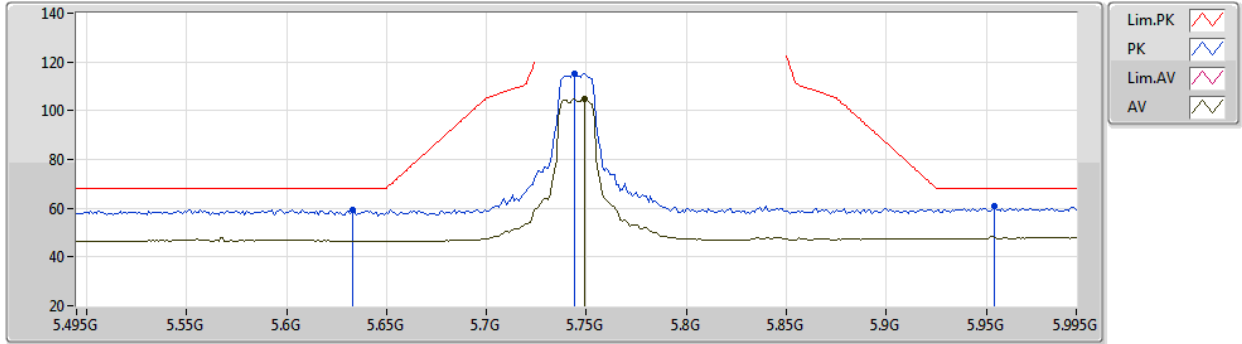
EUT_Z_2TX
Setting 46
04-E-B-2

Type	Freq (Hz)	Level (dBuV/m)	Limit (dBuV/m)	Margin (dB)	Raw (dBuV)	Dist (m)	Condition	Azimuth (°)	Height (m)	Comment	AF (dB)	CL (dB)	PA (dB)
PK	11.43936G	56.72	74.00	-17.28	42.23	3	Horizontal	267	1.14	-	39.20	9.32	34.03
AV	11.44011G	42.87	54.00	-11.13	28.39	3	Horizontal	267	1.14	-	39.20	9.32	34.04

802.11a_Nss1,(6Mbps)_2TX

02/01/2021

5745MHz_TX



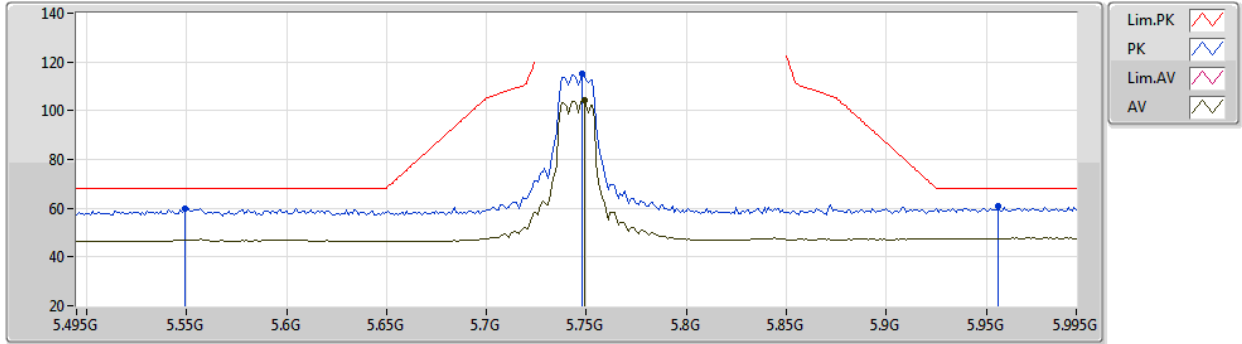
EUT_Z_2TX
Setting 46
04-E-B-2-10

Type	Freq (Hz)	Level (dBuV/m)	Limit (dBuV/m)	Margin (dB)	Raw (dBuV)	Dist (m)	Condition	Azimuth (°)	Height (m)	Comment	AF (dB)	CL (dB)	PA (dB)
PK	5.633G	59.42	68.20	-8.78	52.31	3	Vertical	79	2.19	-	33.90	5.92	32.71
PK	5.744G	114.98	Inf	-Inf	107.58	3	Vertical	79	2.19	-	34.18	5.97	32.75
AV	5.749G	105.05	Inf	-Inf	97.63	3	Vertical	79	2.19	-	34.20	5.97	32.75
PK	5.954G	60.98	68.20	-7.22	52.63	3	Vertical	79	2.19	-	35.02	6.15	32.82

802.11a_Nss1,(6Mbps)_2TX

02/01/2021

5745MHz_TX



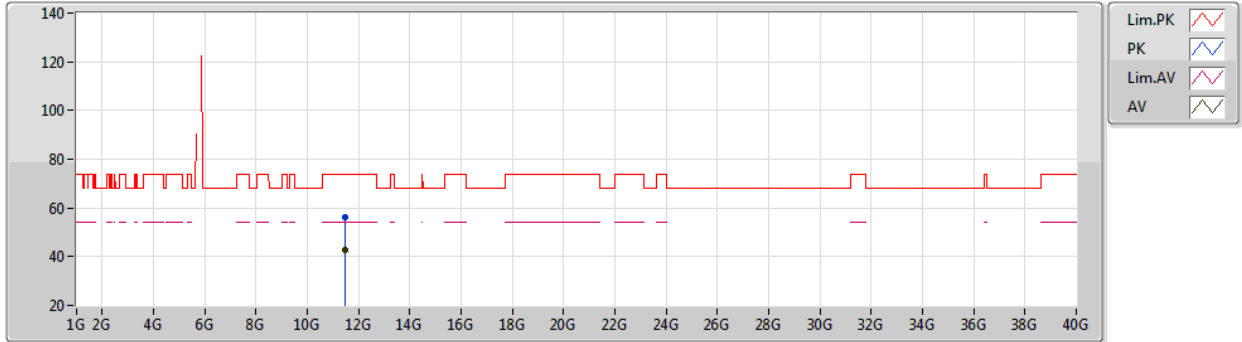
EUT_Z_2TX
Setting 46
04-E-B-2-10

Type	Freq (Hz)	Level (dBuV/m)	Limit (dBuV/m)	Margin (dB)	Raw (dBuV)	Dist (m)	Condition	Azimuth (°)	Height (m)	Comment	AF (dB)	CL (dB)	PA (dB)
PK	5.549G	59.95	68.20	-8.25	52.97	3	Horizontal	198	2.33	-	33.80	5.87	32.69
PK	5.748G	114.98	Inf	-Inf	107.57	3	Horizontal	198	2.33	-	34.19	5.97	32.75
AV	5.749G	104.21	Inf	-Inf	96.79	3	Horizontal	198	2.33	-	34.20	5.97	32.75
PK	5.956G	60.88	68.20	-7.32	52.52	3	Horizontal	198	2.33	-	35.02	6.16	32.82

802.11a_Nss1,(6Mbps)_2TX

02/01/2021

5745MHz_TX



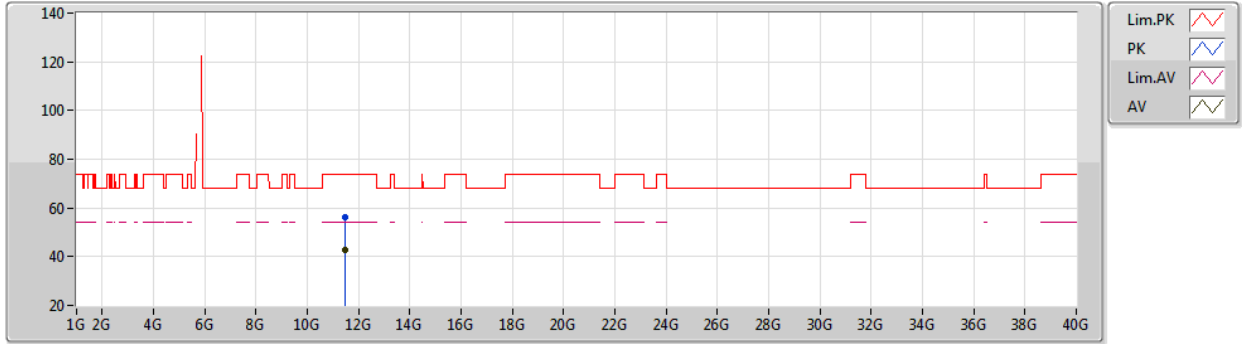
EUT Z_2TX
Setting 46
04-E-B-2

Type	Freq (Hz)	Level (dBuV/m)	Limit (dBuV/m)	Margin (dB)	Raw (dBuV)	Dist (m)	Condition	Azimuth (°)	Height (m)	Comment	AF (dB)	CL (dB)	PA (dB)
PK	11.48964G	56.10	74.00	-17.90	41.62	3	Vertical	255	2.00	-	39.20	9.34	34.06
AV	11.48996G	42.88	54.00	-11.12	28.40	3	Vertical	255	2.00	-	39.20	9.34	34.06

802.11a_Nss1,(6Mbps)_2TX

02/01/2021

5745MHz_TX



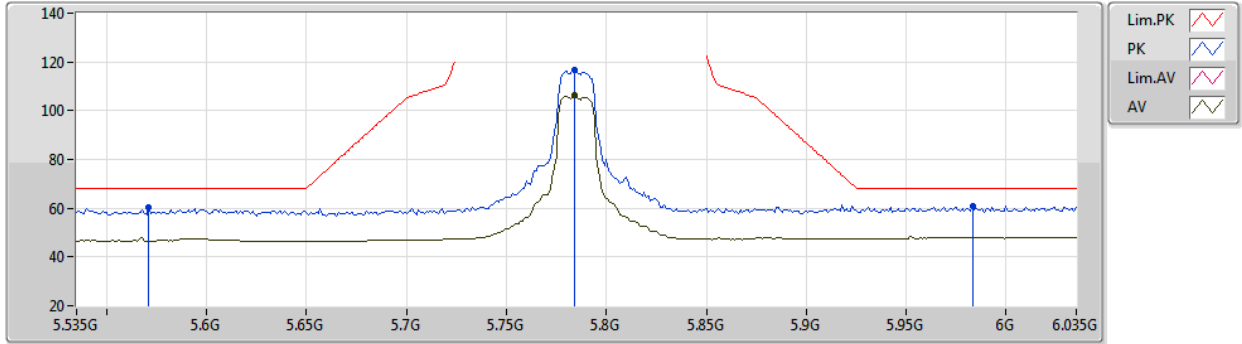
EUT Z_2TX
Setting 46
04-E-B-2

Type	Freq (Hz)	Level (dBuV/m)	Limit (dBuV/m)	Margin (dB)	Raw (dBuV)	Dist (m)	Condition	Azimuth (°)	Height (m)	Comment	AF (dB)	CL (dB)	PA (dB)
PK	11.49066G	56.30	74.00	-17.70	41.81	3	Horizontal	270	2.68	-	39.20	9.35	34.06
AV	11.49008G	42.98	54.00	-11.02	28.49	3	Horizontal	270	2.68	-	39.20	9.35	34.06

802.11a_Nss1,(6Mbps)_2TX

02/01/2021

5785MHz_TX



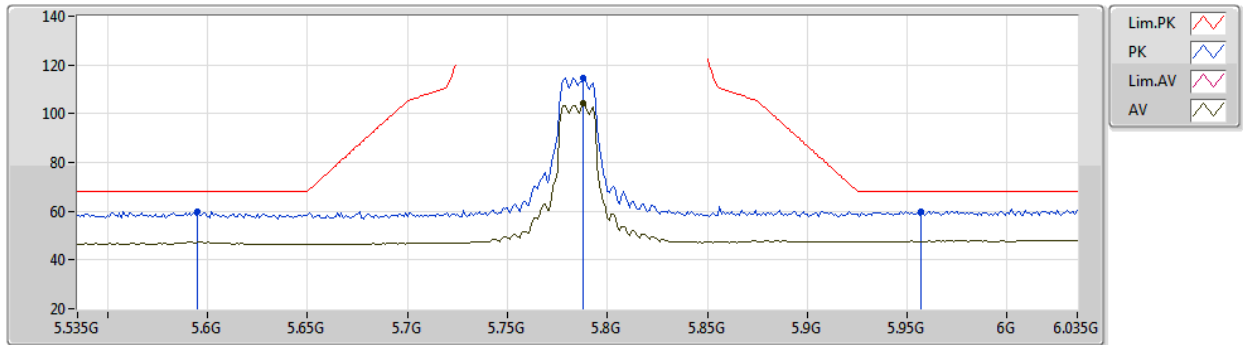
EUT_Z_2TX
Setting 46
04-E-B-2-10

Type	Freq (Hz)	Level (dBuV/m)	Limit (dBuV/m)	Margin (dB)	Raw (dBuV)	Dist (m)	Condition	Azimuth (°)	Height (m)	Comment	AF (dB)	CL (dB)	PA (dB)
PK	5.571G	60.10	68.20	-8.10	53.06	3	Vertical	78	2.27	-	33.84	5.89	32.69
PK	5.784G	116.52	Inf	-Inf	109.09	3	Vertical	78	2.27	-	34.20	5.99	32.76
AV	5.784G	106.16	Inf	-Inf	98.73	3	Vertical	78	2.27	-	34.20	5.99	32.76
PK	5.983G	60.88	68.20	-7.32	52.39	3	Vertical	78	2.27	-	35.13	6.18	32.82

802.11a_Nss1,(6Mbps)_2TX

02/01/2021

5785MHz_TX



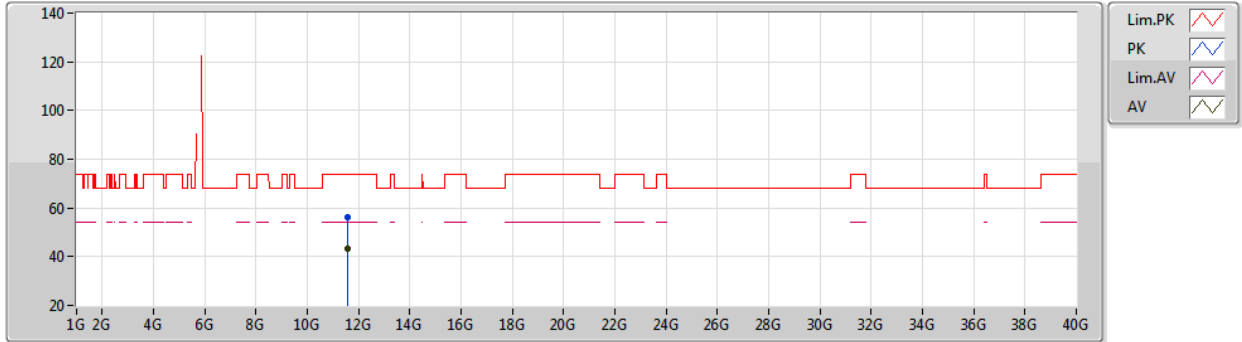
EUT_Z_2TX
Setting 46
04-E-B-2-10

Type	Freq (Hz)	Level (dBuV/m)	Limit (dBuV/m)	Margin (dB)	Raw (dBuV)	Dist (m)	Condition	Azimuth (°)	Height (m)	Comment	AF (dB)	CL (dB)	PA (dB)
PK	5.595G	59.81	68.20	-8.39	52.72	3	Horizontal	233	2.77	-	33.89	5.90	32.70
PK	5.788G	114.89	Inf	-Inf	107.46	3	Horizontal	233	2.77	-	34.20	5.99	32.76
AV	5.788G	104.06	Inf	-Inf	96.63	3	Horizontal	233	2.77	-	34.20	5.99	32.76
PK	5.957G	59.94	68.20	-8.26	51.57	3	Horizontal	233	2.77	-	35.03	6.16	32.82

802.11a_Nss1,(6Mbps)_2TX

02/01/2021

5785MHz_TX



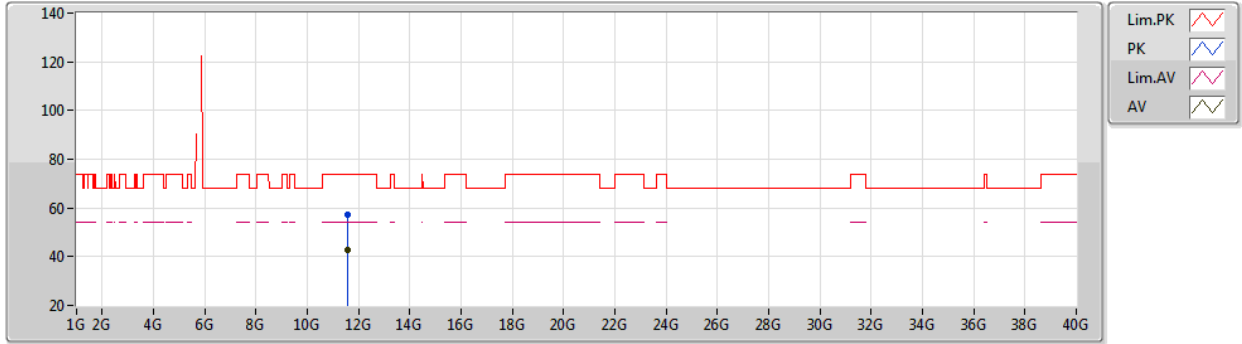
EUT_Z_2TX
Setting 46
04-E-B-2

Type	Freq (Hz)	Level (dBuV/m)	Limit (dBuV/m)	Margin (dB)	Raw (dBuV)	Dist (m)	Condition	Azimuth (°)	Height (m)	Comment	AF (dB)	CL (dB)	PA (dB)
PK	11.56984G	56.41	74.00	-17.59	42.01	3	Vertical	252	1.21	-	39.13	9.38	34.11
AV	11.56944G	43.12	54.00	-10.88	28.72	3	Vertical	252	1.21	-	39.13	9.38	34.11

802.11a_Nss1,(6Mbps)_2TX

02/01/2021

5785MHz_TX



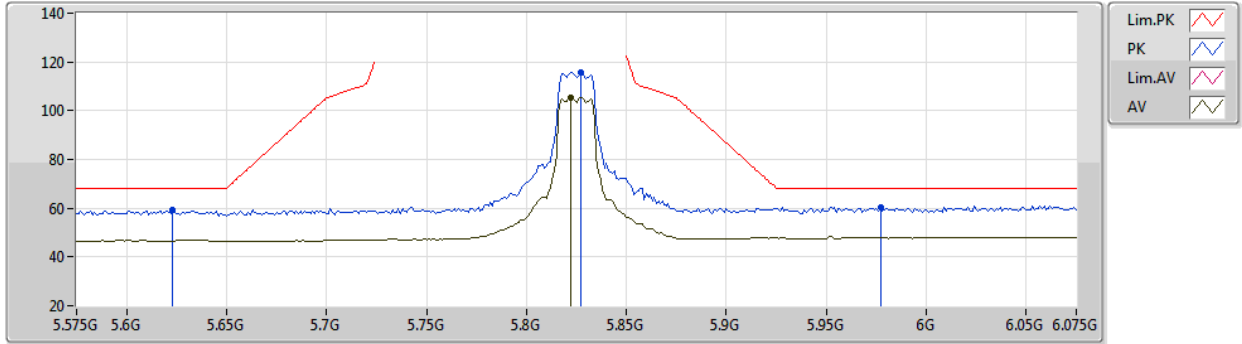
EUT_Z_2TX
Setting 46
04-E-B-2

Type	Freq (Hz)	Level (dBuV/m)	Limit (dBuV/m)	Margin (dB)	Raw (dBuV)	Dist (m)	Condition	Azimuth (°)	Height (m)	Comment	AF (dB)	CL (dB)	PA (dB)
PK	11.56913G	57.23	74.00	-16.77	42.83	3	Horizontal	320	2.61	-	39.13	9.38	34.11
AV	11.56946G	43.01	54.00	-10.99	28.61	3	Horizontal	320	2.61	-	39.13	9.38	34.11

802.11a_Nss1,(6Mbps)_2TX

02/01/2021

5825MHz_TX



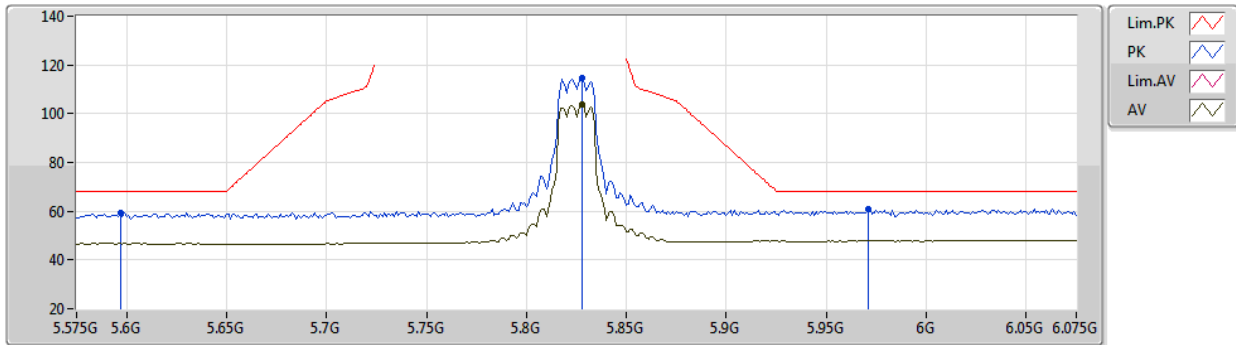
EUT_Z_2TX
Setting 46
04-E-B-2-10

Type	Freq (Hz)	Level (dBuV/m)	Limit (dBuV/m)	Margin (dB)	Raw (dBuV)	Dist (m)	Condition	Azimuth (°)	Height (m)	Comment	AF (dB)	CL (dB)	PA (dB)
PK	5.623G	59.08	68.20	-9.12	51.98	3	Vertical	268	2.47	-	33.90	5.91	32.71
PK	5.827G	115.94	Inf	-Inf	108.32	3	Vertical	268	2.47	-	34.36	6.03	32.77
AV	5.822G	105.52	Inf	-Inf	97.94	3	Vertical	268	2.47	-	34.33	6.02	32.77
PK	5.977G	60.41	68.20	-7.79	51.94	3	Vertical	268	2.47	-	35.11	6.18	32.82

802.11a_Nss1,(6Mbps)_2TX

02/01/2021

5825MHz_TX



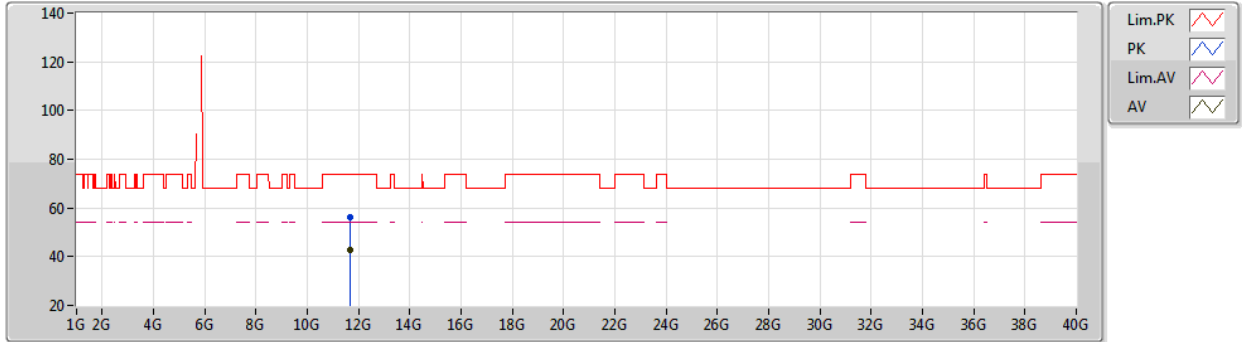
EUT_Z_2TX
Setting 46
04-E-B-2-10

Type	Freq (Hz)	Level (dBuV/m)	Limit (dBuV/m)	Margin (dB)	Raw (dBuV)	Dist (m)	Condition	Azimuth (°)	Height (m)	Comment	AF (dB)	CL (dB)	PA (dB)
PK	5.597G	59.41	68.20	-8.79	52.32	3	Horizontal	106	2.30	-	33.89	5.90	32.70
PK	5.828G	114.56	Inf	-Inf	106.93	3	Horizontal	106	2.30	-	34.37	6.03	32.77
AV	5.828G	103.97	Inf	-Inf	96.34	3	Horizontal	106	2.30	-	34.37	6.03	32.77
PK	5.971G	60.85	68.20	-7.35	52.42	3	Horizontal	106	2.30	-	35.08	6.17	32.82

802.11a_Nss1,(6Mbps)_2TX

02/01/2021

5825MHz_TX



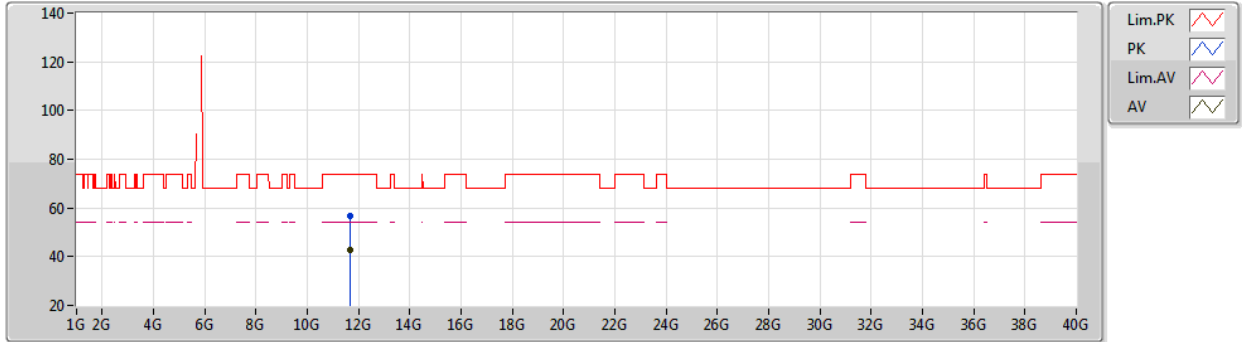
EUT Z_2TX
Setting 46
04-E-B-2

Type	Freq (Hz)	Level (dBuV/m)	Limit (dBuV/m)	Margin (dB)	Raw (dBuV)	Dist (m)	Condition	Azimuth (°)	Height (m)	Comment	AF (dB)	CL (dB)	PA (dB)
PK	11.6494G	56.36	74.00	-17.64	42.05	3	Vertical	307	1.39	-	39.05	9.42	34.16
AV	11.65023G	42.95	54.00	-11.05	28.63	3	Vertical	307	1.39	-	39.05	9.43	34.16

802.11a_Nss1,(6Mbps)_2TX

02/01/2021

5825MHz_TX



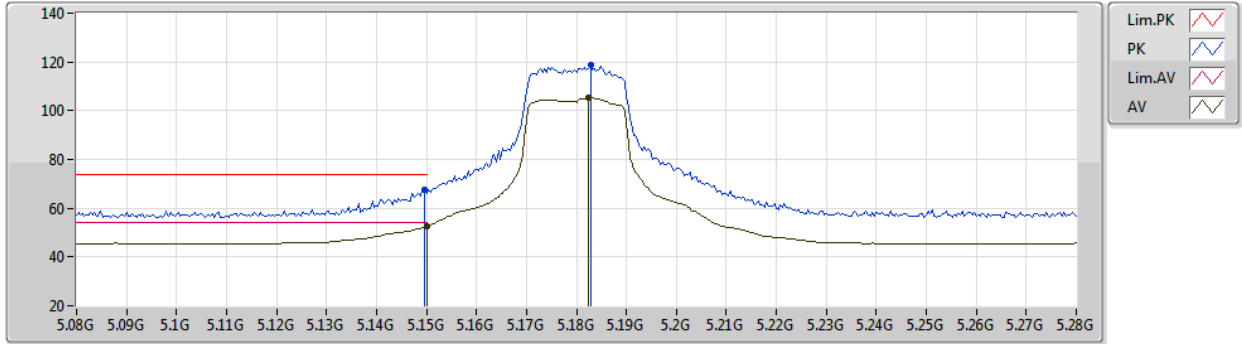
EUT Z_2TX
Setting 46
04-E-B-2

Type	Freq (Hz)	Level (dBuV/m)	Limit (dBuV/m)	Margin (dB)	Raw (dBuV)	Dist (m)	Condition	Azimuth (°)	Height (m)	Comment	AF (dB)	CL (dB)	PA (dB)
PK	11.65073G	56.54	74.00	-17.46	42.22	3	Horizontal	297	2.50	-	39.05	9.43	34.16
AV	11.64949G	42.98	54.00	-11.02	28.67	3	Horizontal	297	2.50	-	39.05	9.42	34.16

802.11ax HEW20_Nss1,(MCS0)_2TX

02/01/2021

5180MHz_TX



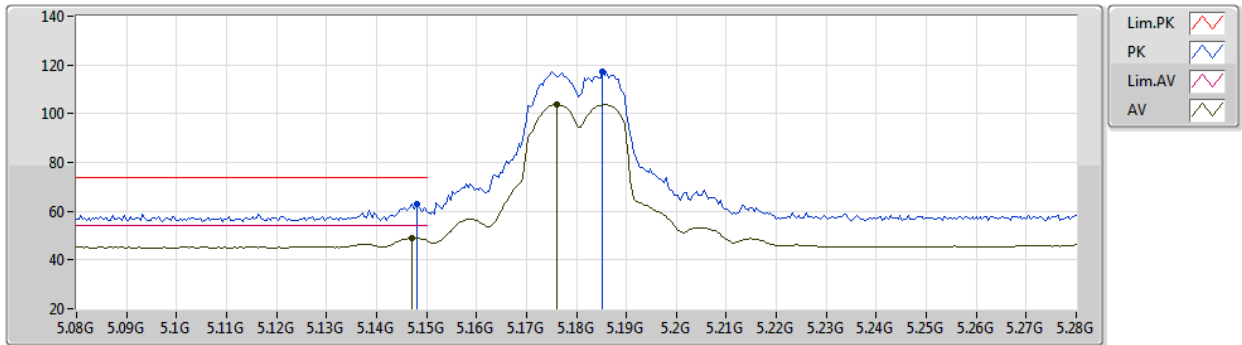
EUT Z_2TX
Setting 46
04-E-B-2-10

Type	Freq (Hz)	Level (dBuV/m)	Limit (dBuV/m)	Margin (dB)	Raw (dBuV)	Dist (m)	Condition	Azimuth (°)	Height (m)	Comment	AF (dB)	CL (dB)	PA (dB)
PK	5.1496G	67.45	74.00	-6.55	61.80	3	Vertical	251	2.60	-	32.80	5.65	32.80
AV	5.15G	52.48	54.00	-1.52	46.83	3	Vertical	251	2.60	-	32.80	5.65	32.80
PK	5.1828G	118.80	Inf	-Inf	113.03	3	Vertical	251	2.60	-	32.87	5.68	32.78
AV	5.1824G	105.27	Inf	-Inf	99.51	3	Vertical	251	2.60	-	32.86	5.68	32.78

802.11ax HEW20_Nss1,(MCS0)_2TX

02/01/2021

5180MHz_TX



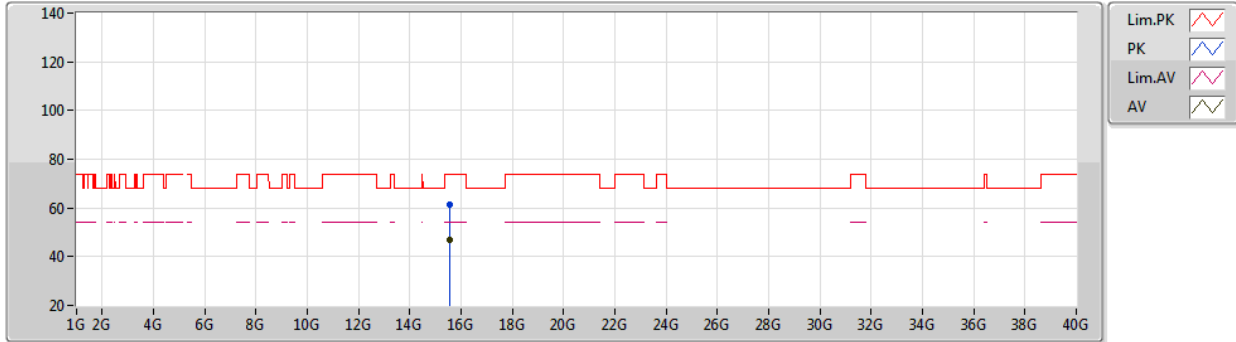
EUT_Z_2TX
Setting 46
04-E-B-2-10

Type	Freq (Hz)	Level (dBuV/m)	Limit (dBuV/m)	Margin (dB)	Raw (dBuV)	Dist (m)	Condition	Azimuth (°)	Height (m)	Comment	AF (dB)	CL (dB)	PA (dB)
PK	5.148G	63.16	74.00	-10.84	57.51	3	Horizontal	225	2.29	-	32.80	5.65	32.80
AV	5.1472G	49.04	54.00	-4.96	43.39	3	Horizontal	225	2.29	-	32.80	5.65	32.80
PK	5.1852G	117.38	Inf	-Inf	111.60	3	Horizontal	225	2.29	-	32.87	5.69	32.78
AV	5.176G	103.71	Inf	-Inf	97.97	3	Horizontal	225	2.29	-	32.85	5.68	32.79

802.11ax HEW20_Nss1,(MCS0)_2TX

02/01/2021

5180MHz_TX



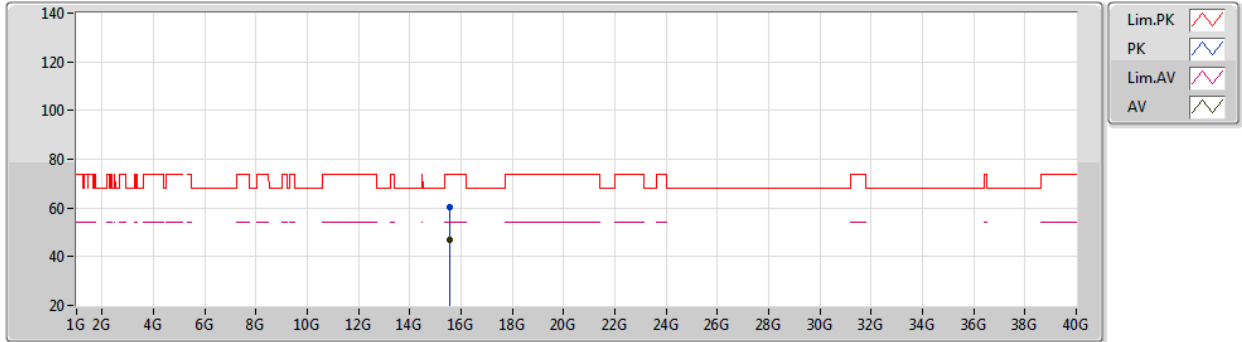
EUT Z_2TX
Setting 46
04-E-B-2

Type	Freq (Hz)	Level (dBuV/m)	Limit (dBuV/m)	Margin (dB)	Raw (dBuV)	Dist (m)	Condition	Azimuth (°)	Height (m)	Comment	AF (dB)	CL (dB)	PA (dB)
PK	15.53997G	61.16	74.00	-12.84	45.21	3	Vertical	280	1.67	-	38.48	11.75	34.28
AV	15.541G	47.08	54.00	-6.92	31.13	3	Vertical	280	1.67	-	38.48	11.76	34.29

802.11ax HEW20_Nss1,(MCS0)_2TX

02/01/2021

5180MHz_TX



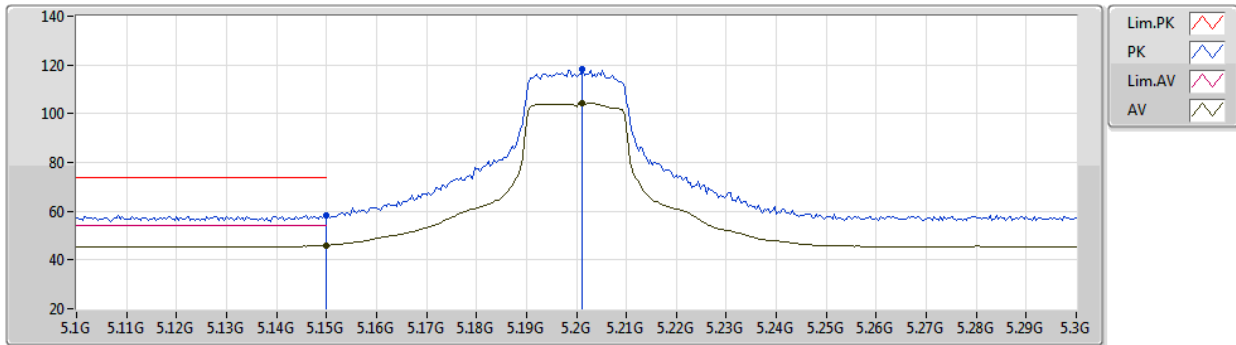
EUT Z_2TX
Setting 46
04-E-B-2

Type	Freq (Hz)	Level (dBuV/m)	Limit (dBuV/m)	Margin (dB)	Raw (dBuV)	Dist (m)	Condition	Azimuth (°)	Height (m)	Comment	AF (dB)	CL (dB)	PA (dB)
PK	15.54016G	60.60	74.00	-13.40	44.64	3	Horizontal	212	2.86	-	38.48	11.76	34.28
AV	15.54087G	47.07	54.00	-6.93	31.12	3	Horizontal	212	2.86	-	38.48	11.76	34.29

802.11ax HEW20_Nss1,(MCS0)_2TX

02/01/2021

5200MHz_TX



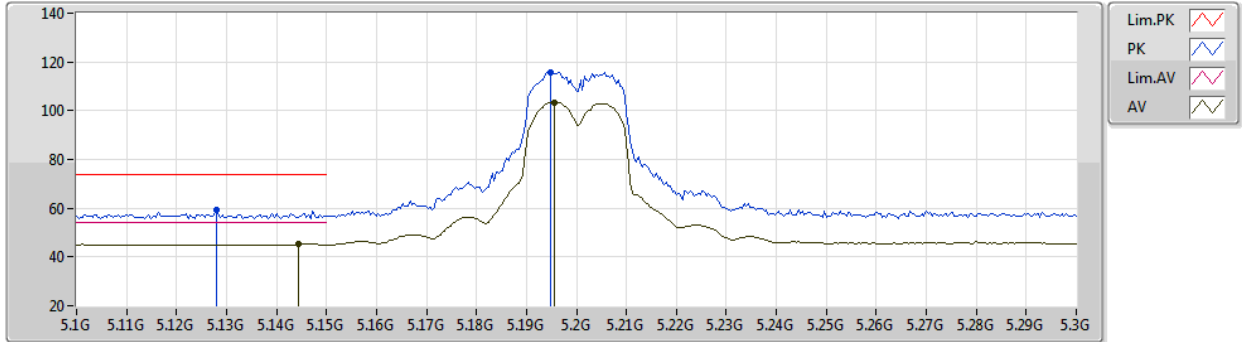
EUT Z_2TX
Setting 46
04-E-B-2-10

Type	Freq (Hz)	Level (dBuV/m)	Limit (dBuV/m)	Margin (dB)	Raw (dBuV)	Dist (m)	Condition	Azimuth (°)	Height (m)	Comment	AF (dB)	CL (dB)	PA (dB)
PK	5.15G	58.07	74.00	-15.93	52.42	3	Vertical	246	2.33	-	32.80	5.65	32.80
AV	5.15G	45.94	54.00	-8.06	40.29	3	Vertical	246	2.33	-	32.80	5.65	32.80
PK	5.2012G	118.11	Inf	-Inf	112.29	3	Vertical	246	2.33	-	32.90	5.70	32.78
AV	5.2012G	104.53	Inf	-Inf	98.71	3	Vertical	246	2.33	-	32.90	5.70	32.78

802.11ax HEW20_Nss1,(MCS0)_2TX

02/01/2021

5200MHz_TX



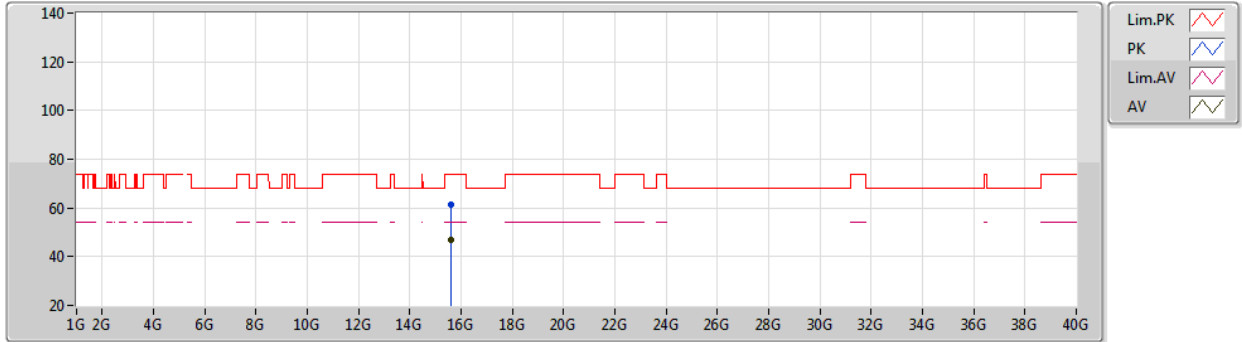
EUT Z_2TX
Setting 46
04-E-B-2-10

Type	Freq (Hz)	Level (dBuV/m)	Limit (dBuV/m)	Margin (dB)	Raw (dBuV)	Dist (m)	Condition	Azimuth (°)	Height (m)	Comment	AF (dB)	CL (dB)	PA (dB)
PK	5.128G	59.14	74.00	-14.86	53.51	3	Horizontal	222	2.25	-	32.80	5.63	32.80
AV	5.1444G	45.14	54.00	-8.86	39.50	3	Horizontal	222	2.25	-	32.80	5.64	32.80
PK	5.1948G	115.94	Inf	-Inf	110.14	3	Horizontal	222	2.25	-	32.89	5.69	32.78
AV	5.1956G	103.53	Inf	-Inf	97.72	3	Horizontal	222	2.25	-	32.89	5.70	32.78

802.11ax HEW20_Nss1,(MCS0)_2TX

02/01/2021

5200MHz_TX



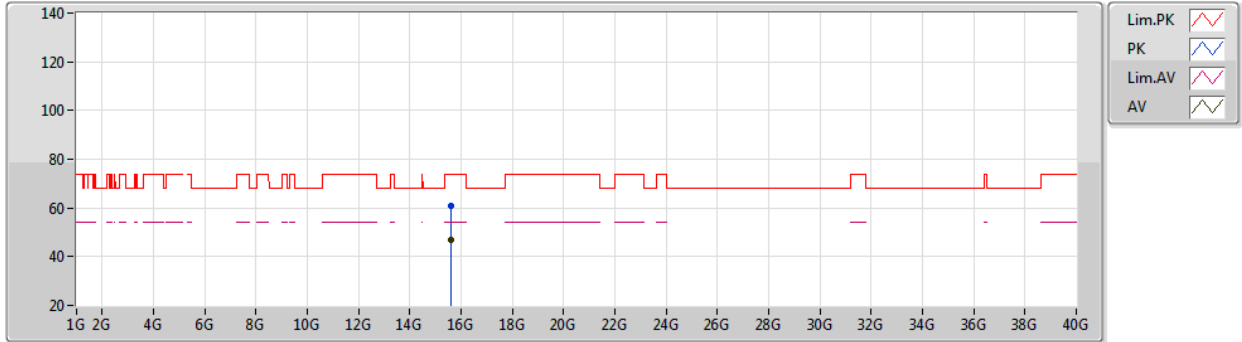
EUT Z_2TX
Setting 46
04-E-B-2

Type	Freq (Hz)	Level (dBuV/m)	Limit (dBuV/m)	Margin (dB)	Raw (dBuV)	Dist (m)	Condition	Azimuth (°)	Height (m)	Comment	AF (dB)	CL (dB)	PA (dB)
PK	15.60016G	61.42	74.00	-12.58	45.64	3	Vertical	238	1.71	-	38.30	11.80	34.32
AV	15.59974G	47.15	54.00	-6.85	31.37	3	Vertical	238	1.71	-	38.30	11.80	34.32

802.11ax HEW20_Nss1,(MCS0)_2TX

02/01/2021

5200MHz_TX



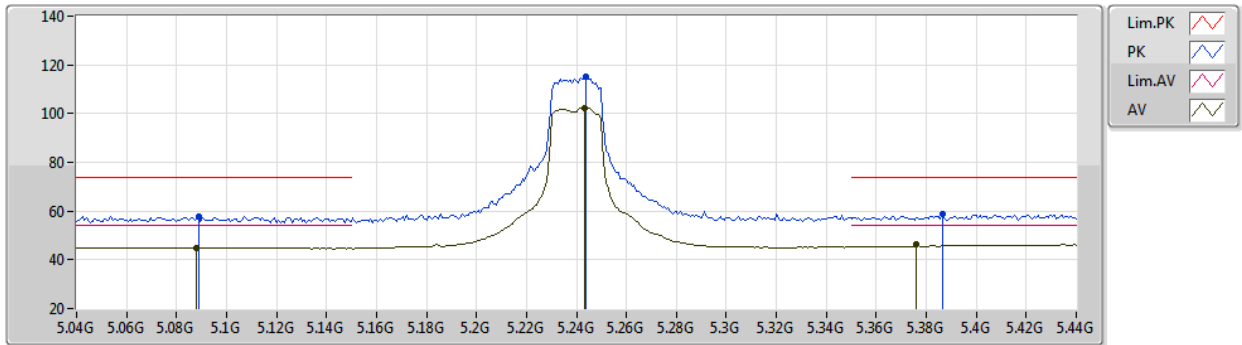
EUT Z_2TX
Setting 46
04-E-B-2

Type	Freq (Hz)	Level (dBuV/m)	Limit (dBuV/m)	Margin (dB)	Raw (dBuV)	Dist (m)	Condition	Azimuth (°)	Height (m)	Comment	AF (dB)	CL (dB)	PA (dB)
PK	15.59903G	60.69	74.00	-13.31	44.91	3	Horizontal	360	1.94	-	38.30	11.80	34.32
AV	15.60084G	47.12	54.00	-6.88	31.34	3	Horizontal	360	1.94	-	38.30	11.80	34.32

802.11ax HEW20_Nss1,(MCS0)_2TX

02/01/2021

5240MHz_TX



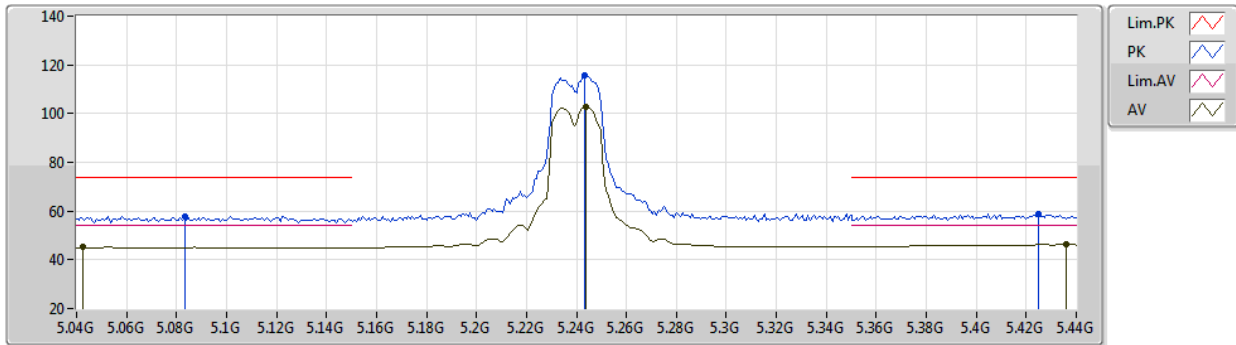
EUT_Z_2TX
Setting 46
04-E-B-2-10

Type	Freq (Hz)	Level (dBuV/m)	Limit (dBuV/m)	Margin (dB)	Raw (dBuV)	Dist (m)	Condition	Azimuth (°)	Height (m)	Comment	AF (dB)	CL (dB)	PA (dB)
PK	5.0888G	57.92	74.00	-16.08	52.35	3	Vertical	284	2.57	-	32.80	5.59	32.82
AV	5.088G	45.01	54.00	-8.99	39.44	3	Vertical	284	2.57	-	32.80	5.59	32.82
PK	5.244G	115.41	Inf	-Inf	109.55	3	Vertical	284	2.57	-	32.90	5.72	32.76
AV	5.2432G	102.37	Inf	-Inf	96.51	3	Vertical	284	2.57	-	32.90	5.72	32.76
PK	5.3864G	59.05	74.00	-14.95	52.68	3	Vertical	284	2.57	-	33.29	5.79	32.71
AV	5.376G	46.44	54.00	-7.56	40.15	3	Vertical	284	2.57	-	33.21	5.79	32.71

802.11ax HEW20_Nss1,(MCS0)_2TX

02/01/2021

5240MHz_TX



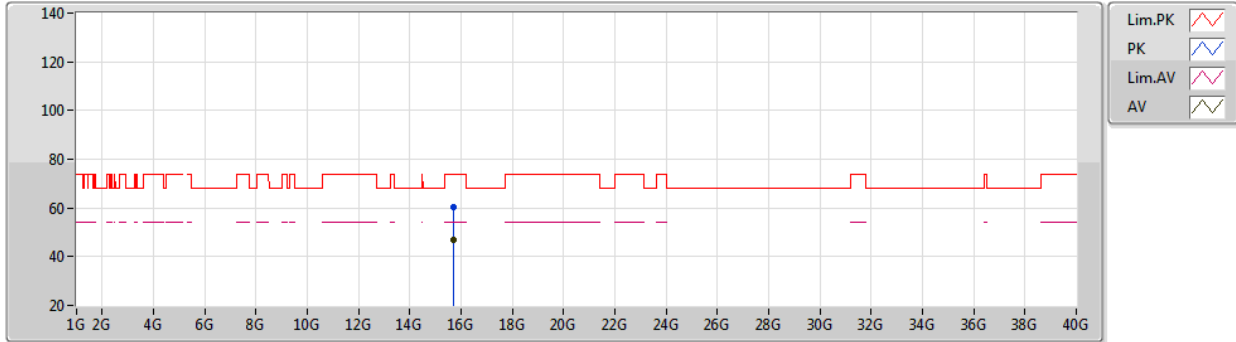
EUT_Z_2TX
Setting 46
04-E-B-2-10

Type	Freq (Hz)	Level (dBuV/m)	Limit (dBuV/m)	Margin (dB)	Raw (dBuV)	Dist (m)	Condition	Azimuth (°)	Height (m)	Comment	AF (dB)	CL (dB)	PA (dB)
PK	5.0832G	57.95	74.00	-16.05	52.39	3	Horizontal	219	2.41	-	32.80	5.58	32.82
AV	5.0424G	45.12	54.00	-8.88	39.59	3	Horizontal	219	2.41	-	32.82	5.54	32.83
PK	5.2432G	115.57	Inf	-Inf	109.71	3	Horizontal	219	2.41	-	32.90	5.72	32.76
AV	5.244G	102.55	Inf	-Inf	96.69	3	Horizontal	219	2.41	-	32.90	5.72	32.76
PK	5.4248G	58.96	74.00	-15.04	52.35	3	Horizontal	219	2.41	-	33.50	5.81	32.70
AV	5.436G	46.26	54.00	-7.74	39.59	3	Horizontal	219	2.41	-	33.54	5.82	32.69

802.11ax HEW20_Nss1,(MCS0)_2TX

02/01/2021

5240MHz_TX



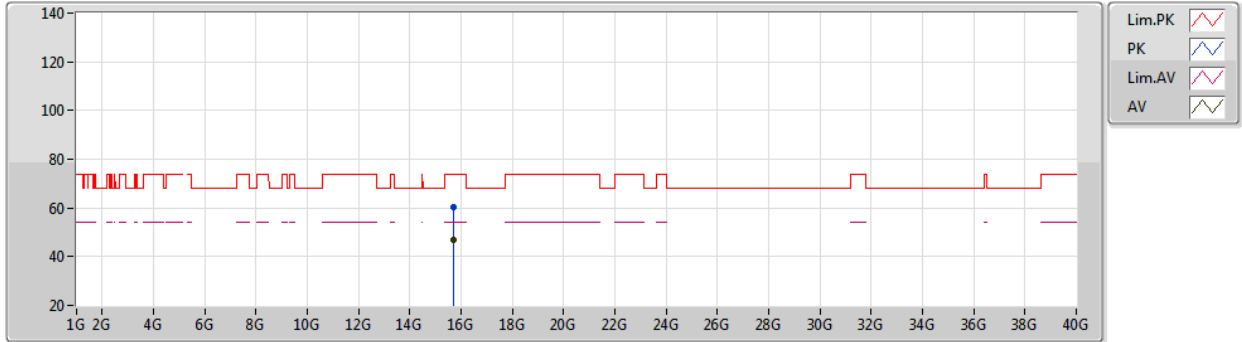
EUT Z_2TX
Setting 46
04-E-B-2

Type	Freq (Hz)	Level (dBuV/m)	Limit (dBuV/m)	Margin (dB)	Raw (dBuV)	Dist (m)	Condition	Azimuth (°)	Height (m)	Comment	AF (dB)	CL (dB)	PA (dB)
PK	15.7191G	60.54	74.00	-13.46	44.55	3	Vertical	279	1.37	-	38.50	11.89	34.40
AV	15.71912G	46.74	54.00	-7.26	30.75	3	Vertical	279	1.37	-	38.50	11.89	34.40

802.11ax HEW20_Nss1,(MCS0)_2TX

02/01/2021

5240MHz_TX



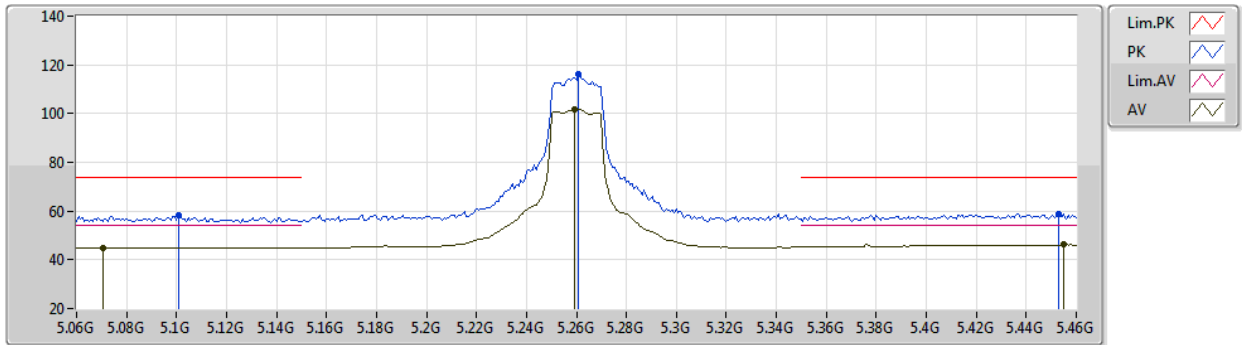
EUT Z_2TX
Setting 46
04-E-B-2

Type	Freq (Hz)	Level (dBuV/m)	Limit (dBuV/m)	Margin (dB)	Raw (dBuV)	Dist (m)	Condition	Azimuth (°)	Height (m)	Comment	AF (dB)	CL (dB)	PA (dB)
PK	15.72042G	60.44	74.00	-13.56	44.45	3	Horizontal	68	1.25	-	38.50	11.89	34.40
AV	15.72077G	46.75	54.00	-7.25	30.76	3	Horizontal	68	1.25	-	38.50	11.89	34.40

802.11ax HEW20_Nss1,(MCS0)_2TX

02/01/2021

5260MHz_TX



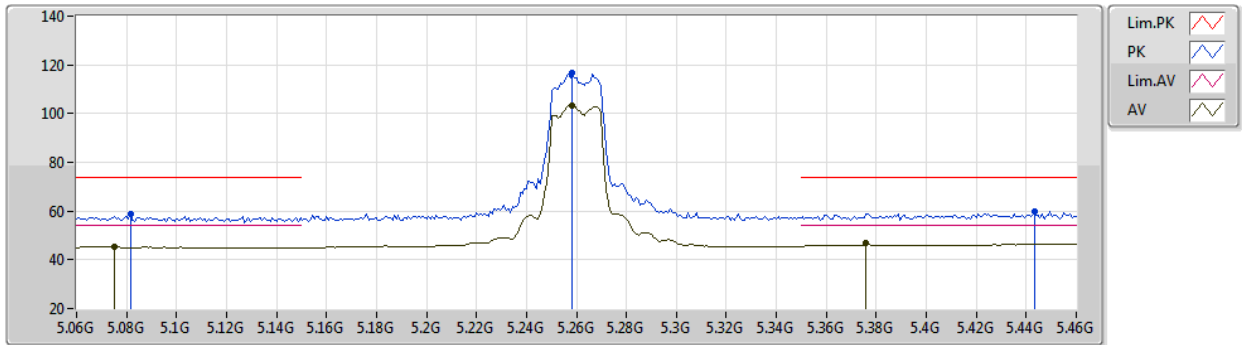
EUT_Z_2TX
Setting 46
04-E-B-2-10

Type	Freq (Hz)	Level (dBuV/m)	Limit (dBuV/m)	Margin (dB)	Raw (dBuV)	Dist (m)	Condition	Azimuth (°)	Height (m)	Comment	AF (dB)	CL (dB)	PA (dB)
PK	5.1008G	58.15	74.00	-15.85	52.56	3	Vertical	289	2.39	-	32.80	5.60	32.81
AV	5.0704G	44.98	54.00	-9.02	39.43	3	Vertical	289	2.39	-	32.80	5.57	32.82
PK	5.2608G	116.11	Inf	-Inf	110.22	3	Vertical	289	2.39	-	32.92	5.73	32.76
AV	5.2592G	101.96	Inf	-Inf	96.07	3	Vertical	289	2.39	-	32.92	5.73	32.76
PK	5.4528G	59.03	74.00	-14.97	52.28	3	Vertical	289	2.39	-	33.61	5.83	32.69
AV	5.4552G	46.14	54.00	-7.86	39.38	3	Vertical	289	2.39	-	33.62	5.83	32.69

802.11ax HEW20_Nss1,(MCS0)_2TX

02/01/2021

5260MHz_TX



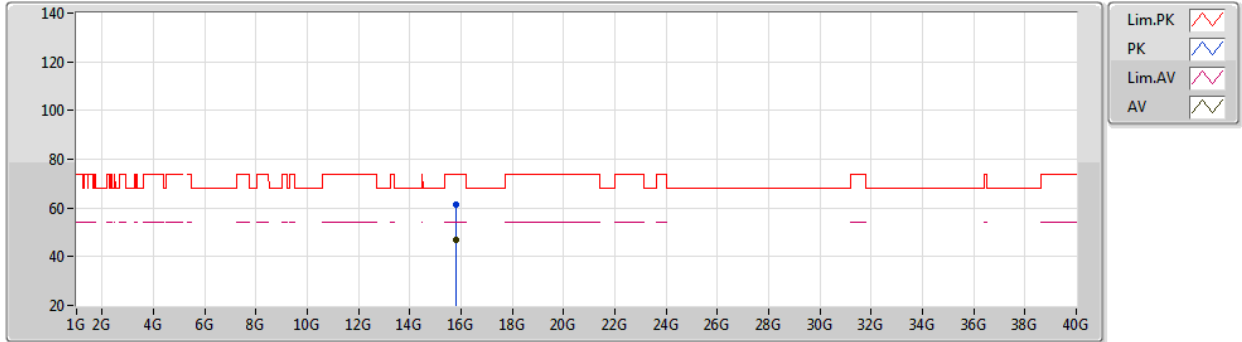
EUT_Z_2TX
Setting 46
04-E-B-2-10

Type	Freq (Hz)	Level (dBuV/m)	Limit (dBuV/m)	Margin (dB)	Raw (dBuV)	Dist (m)	Condition	Azimuth (°)	Height (m)	Comment	AF (dB)	CL (dB)	PA (dB)
PK	5.0816G	58.95	74.00	-15.05	53.39	3	Horizontal	107	2.54	-	32.80	5.58	32.82
AV	5.0752G	45.38	54.00	-8.62	39.82	3	Horizontal	107	2.54	-	32.80	5.58	32.82
PK	5.2584G	116.56	Inf	-Inf	110.67	3	Horizontal	107	2.54	-	32.92	5.73	32.76
AV	5.2584G	103.38	Inf	-Inf	97.49	3	Horizontal	107	2.54	-	32.92	5.73	32.76
PK	5.4432G	59.83	74.00	-14.17	53.13	3	Horizontal	107	2.54	-	33.57	5.82	32.69
AV	5.376G	46.76	54.00	-7.24	40.47	3	Horizontal	107	2.54	-	33.21	5.79	32.71

802.11ax HEW20_Nss1,(MCS0)_2TX

02/01/2021

5260MHz_TX



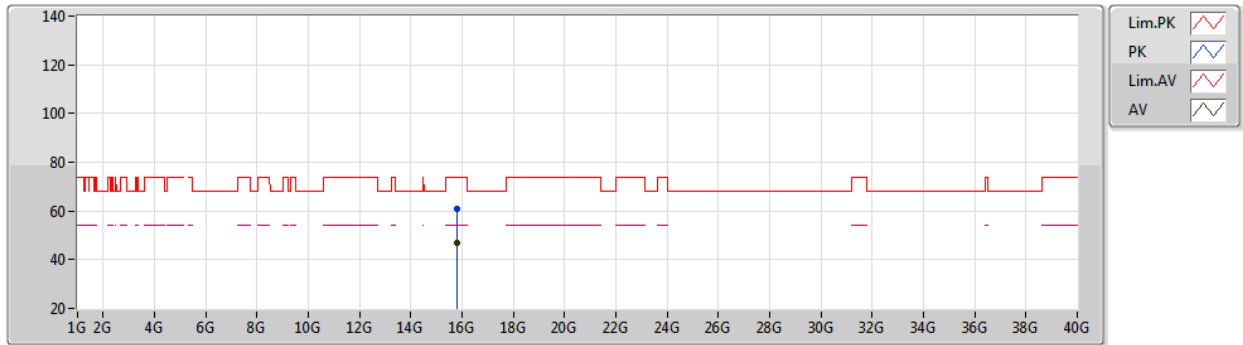
EUT Z_2TX
Setting 46
04-E-B-2

Type	Freq (Hz)	Level (dBuV/m)	Limit (dBuV/m)	Margin (dB)	Raw (dBuV)	Dist (m)	Condition	Azimuth (°)	Height (m)	Comment	AF (dB)	CL (dB)	PA (dB)
PK	15.7794G	61.42	74.00	-12.58	45.42	3	Vertical	207	2.65	-	38.50	11.93	34.43
AV	15.77927G	46.94	54.00	-7.06	30.94	3	Vertical	207	2.65	-	38.50	11.93	34.43

802.11ax HEW20_Nss1,(MCS0)_2TX

02/01/2021

5260MHz_TX



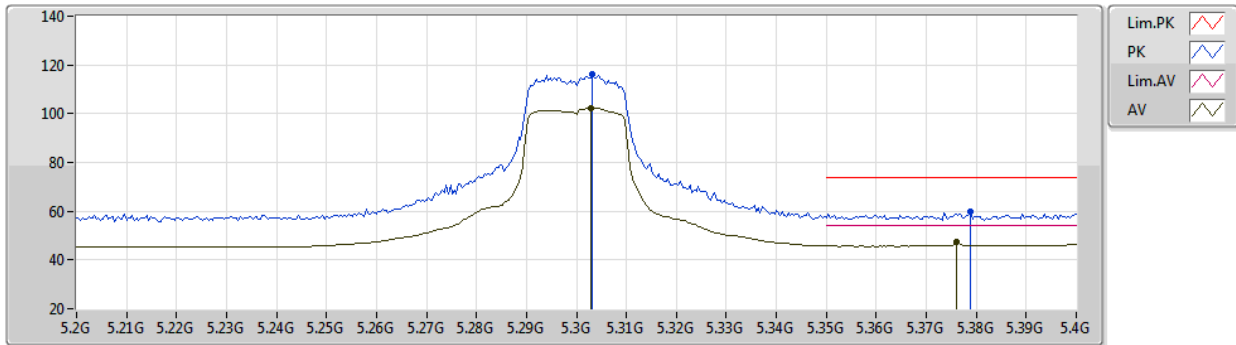
EUT Z_2TX
Setting 46
04-E-B-2

Type	Freq (Hz)	Level (dBuV/m)	Limit (dBuV/m)	Margin (dB)	Raw (dBuV)	Dist (m)	Condition	Azimuth (°)	Height (m)	Comment	AF (dB)	CL (dB)	PA (dB)
PK	15.78012G	60.83	74.00	-13.17	44.82	3	Horizontal	96	2.80	-	38.50	11.94	34.43
AV	15.77916G	46.94	54.00	-7.06	30.94	3	Horizontal	96	2.80	-	38.50	11.93	34.43

802.11ax HEW20_Nss1,(MCS0)_2TX

02/01/2021

5300MHz_TX



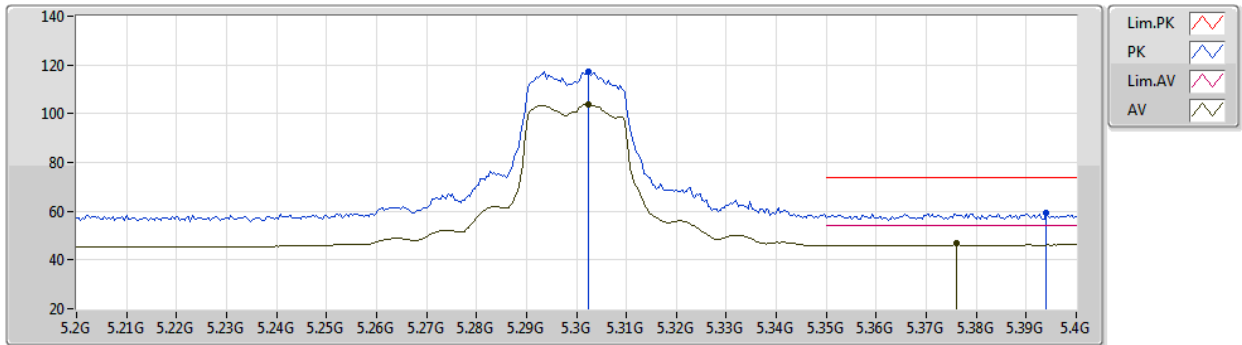
EUT_Z_2TX
Setting 46
04-E-B-2-10

Type	Freq (Hz)	Level (dBuV/m)	Limit (dBuV/m)	Margin (dB)	Raw (dBuV)	Dist (m)	Condition	Azimuth (°)	Height (m)	Comment	AF (dB)	CL (dB)	PA (dB)
PK	5.3032G	116.04	Inf	-Inf	110.03	3	Vertical	109	2.50	-	33.00	5.75	32.74
AV	5.3028G	102.20	Inf	-Inf	96.19	3	Vertical	109	2.50	-	33.00	5.75	32.74
PK	5.3788G	60.08	74.00	-13.92	53.77	3	Vertical	109	2.50	-	33.23	5.79	32.71
AV	5.376G	47.37	54.00	-6.63	41.08	3	Vertical	109	2.50	-	33.21	5.79	32.71

802.11ax HEW20_Nss1,(MCS0)_2TX

02/01/2021

5300MHz_TX



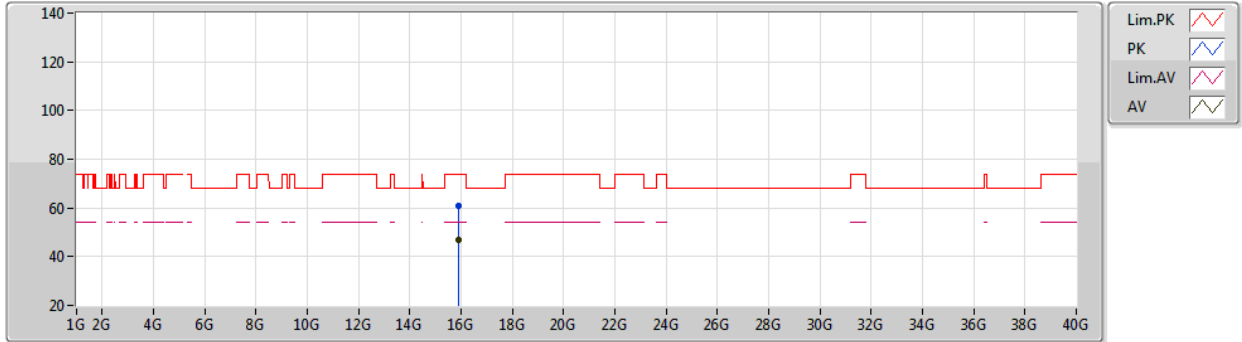
EUT_Z_2TX
Setting 46
04-E-B-2-10

Type	Freq (Hz)	Level (dBuV/m)	Limit (dBuV/m)	Margin (dB)	Raw (dBuV)	Dist (m)	Condition	Azimuth (°)	Height (m)	Comment	AF (dB)	CL (dB)	PA (dB)
PK	5.3024G	117.39	Inf	-Inf	111.38	3	Horizontal	107	2.44	-	33.00	5.75	32.74
AV	5.3024G	103.67	Inf	-Inf	97.66	3	Horizontal	107	2.44	-	33.00	5.75	32.74
PK	5.394G	59.10	74.00	-14.90	52.66	3	Horizontal	107	2.44	-	33.35	5.80	32.71
AV	5.376G	46.84	54.00	-7.16	40.55	3	Horizontal	107	2.44	-	33.21	5.79	32.71

802.11ax HEW20_Nss1,(MCS0)_2TX

02/01/2021

5300MHz_TX



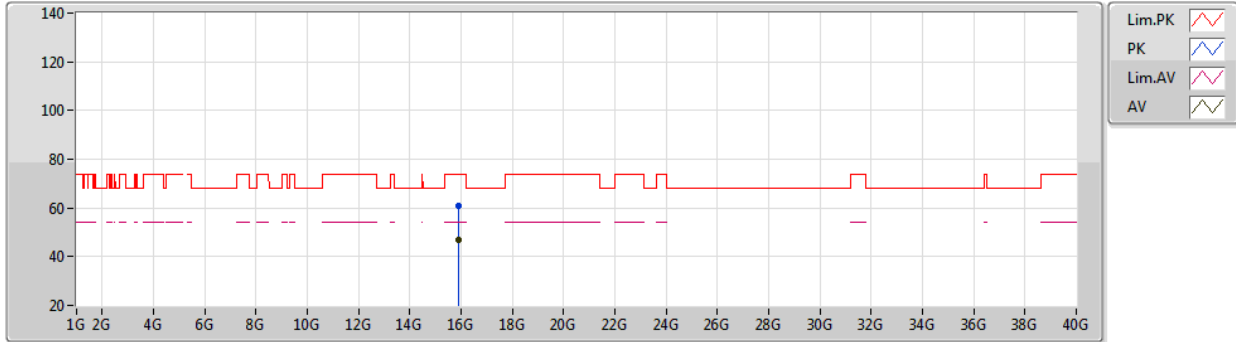
EUT Z_2TX
Setting 46
04-E-B-2

Type	Freq (Hz)	Level (dBuV/m)	Limit (dBuV/m)	Margin (dB)	Raw (dBuV)	Dist (m)	Condition	Azimuth (°)	Height (m)	Comment	AF (dB)	CL (dB)	PA (dB)
PK	15.89998G	61.04	74.00	-12.96	45.03	3	Vertical	281	2.32	-	38.50	12.02	34.51
AV	15.90098G	47.02	54.00	-6.98	31.00	3	Vertical	281	2.32	-	38.50	12.03	34.51

802.11ax HEW20_Nss1,(MCS0)_2TX

02/01/2021

5300MHz_TX



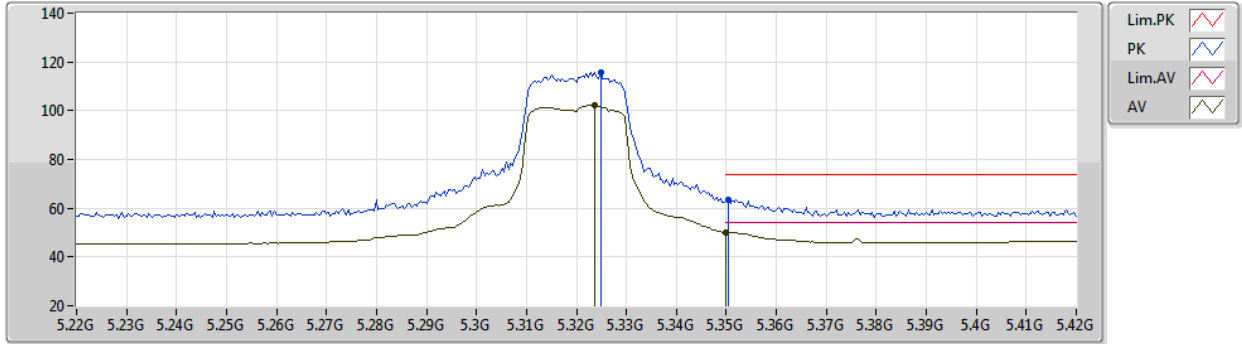
EUT Z_2TX
Setting 46
04-E-B-2

Type	Freq (Hz)	Level (dBuV/m)	Limit (dBuV/m)	Margin (dB)	Raw (dBuV)	Dist (m)	Condition	Azimuth (°)	Height (m)	Comment	AF (dB)	CL (dB)	PA (dB)
PK	15.89932G	60.91	74.00	-13.09	44.90	3	Horizontal	4	2.05	-	38.50	12.02	34.51
AV	15.89917G	47.07	54.00	-6.93	31.06	3	Horizontal	4	2.05	-	38.50	12.02	34.51

802.11ax HEW20_Nss1,(MCS0)_2TX

02/01/2021

5320MHz_TX



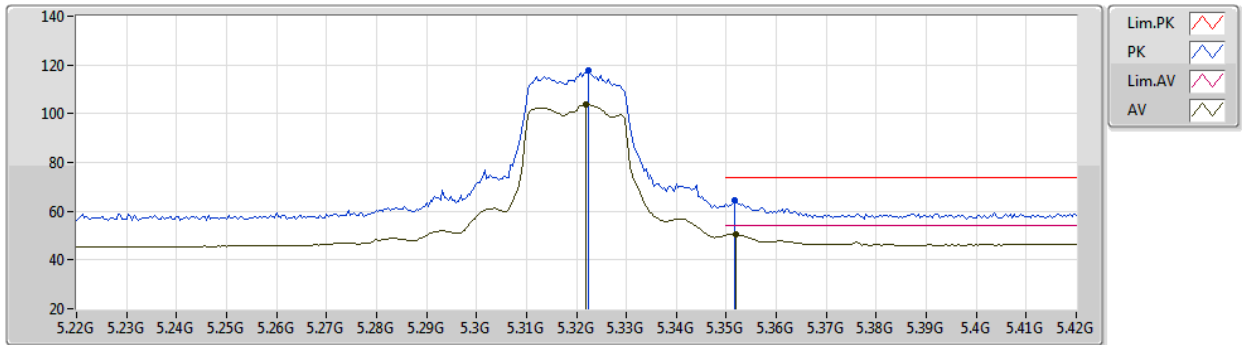
EUT_Z_2TX
Setting 46
04-E-B-2-10

Type	Freq (Hz)	Level (dBuV/m)	Limit (dBuV/m)	Margin (dB)	Raw (dBuV)	Dist (m)	Condition	Azimuth (°)	Height (m)	Comment	AF (dB)	CL (dB)	PA (dB)
PK	5.3248G	115.76	Inf	-Inf	109.73	3	Vertical	110	2.35	-	33.00	5.76	32.73
AV	5.3236G	102.15	Inf	-Inf	96.12	3	Vertical	110	2.35	-	33.00	5.76	32.73
PK	5.3504G	63.39	74.00	-10.61	57.33	3	Vertical	110	2.35	-	33.00	5.78	32.72
AV	5.35G	50.06	54.00	-3.94	44.00	3	Vertical	110	2.35	-	33.00	5.78	32.72

802.11ax HEW20_Nss1,(MCS0)_2TX

02/01/2021

5320MHz_TX



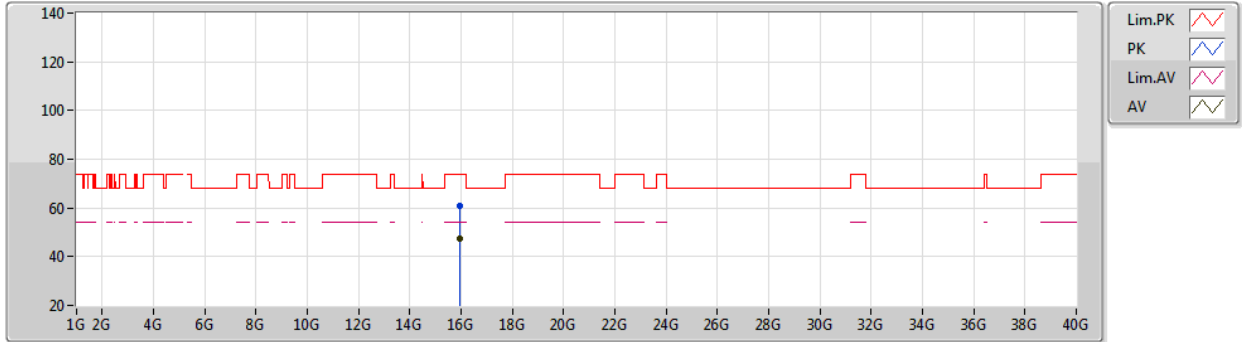
EUT_Z_2TX
Setting 46
04-E-B-2-10

Type	Freq (Hz)	Level (dBuV/m)	Limit (dBuV/m)	Margin (dB)	Raw (dBuV)	Dist (m)	Condition	Azimuth (°)	Height (m)	Comment	AF (dB)	CL (dB)	PA (dB)
PK	5.3224G	117.98	Inf	-Inf	111.95	3	Horizontal	108	2.56	-	33.00	5.76	32.73
AV	5.322G	103.66	Inf	-Inf	97.63	3	Horizontal	108	2.56	-	33.00	5.76	32.73
PK	5.3516G	64.27	74.00	-9.73	58.20	3	Horizontal	108	2.56	-	33.01	5.78	32.72
AV	5.352G	50.44	54.00	-3.56	44.36	3	Horizontal	108	2.56	-	33.02	5.78	32.72

802.11ax HEW20_Nss1,(MCS0)_2TX

02/01/2021

5320MHz_TX



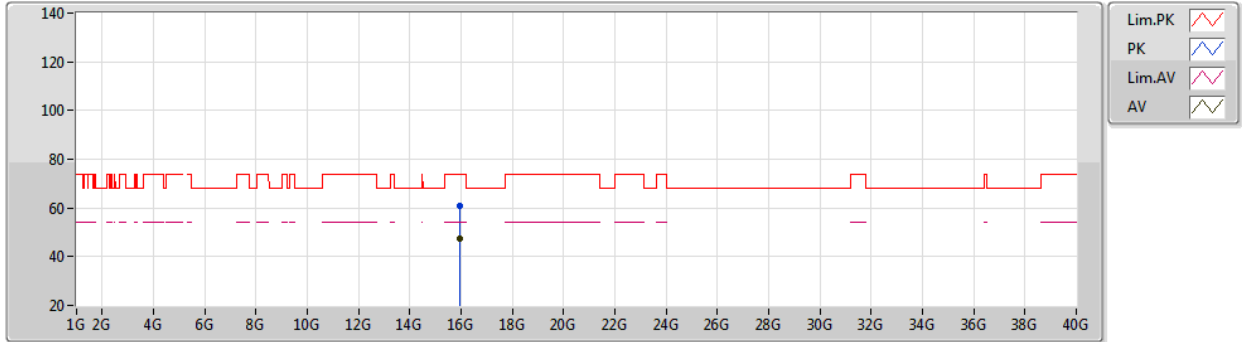
EUT Z_2TX
Setting 46
04-E-B-2

Type	Freq (Hz)	Level (dBuV/m)	Limit (dBuV/m)	Margin (dB)	Raw (dBuV)	Dist (m)	Condition	Azimuth (°)	Height (m)	Comment	AF (dB)	CL (dB)	PA (dB)
PK	15.9599G	60.94	74.00	-13.06	44.92	3	Vertical	272	1.82	-	38.50	12.07	34.55
AV	15.95908G	47.37	54.00	-6.63	31.34	3	Vertical	272	1.82	-	38.50	12.07	34.54

802.11ax HEW20_Nss1,(MCS0)_2TX

02/01/2021

5320MHz_TX



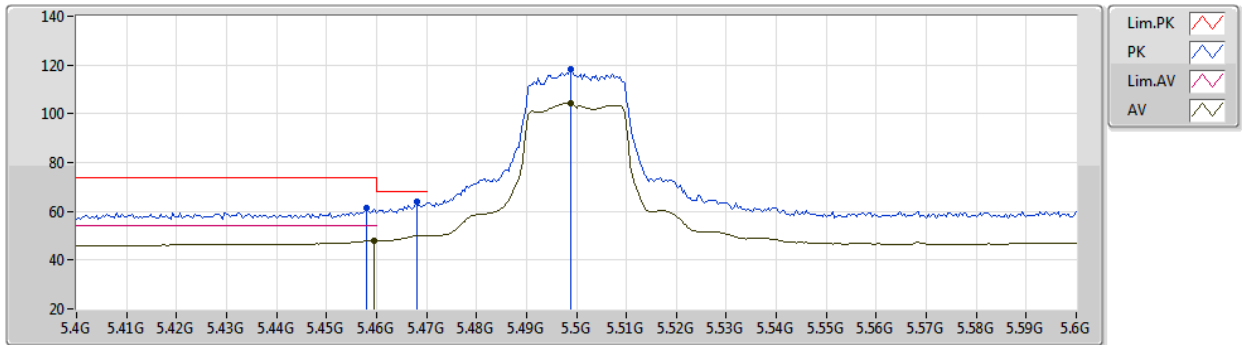
EUT Z_2TX
Setting 46
04-E-B-2

Type	Freq (Hz)	Level (dBuV/m)	Limit (dBuV/m)	Margin (dB)	Raw (dBuV)	Dist (m)	Condition	Azimuth (°)	Height (m)	Comment	AF (dB)	CL (dB)	PA (dB)
PK	15.96028G	60.77	74.00	-13.23	44.75	3	Horizontal	122	1.87	-	38.50	12.07	34.55
AV	15.95908G	47.32	54.00	-6.68	31.29	3	Horizontal	122	1.87	-	38.50	12.07	34.54

802.11ax HEW20_Nss1,(MCS0)_2TX

02/01/2021

5500MHz_TX



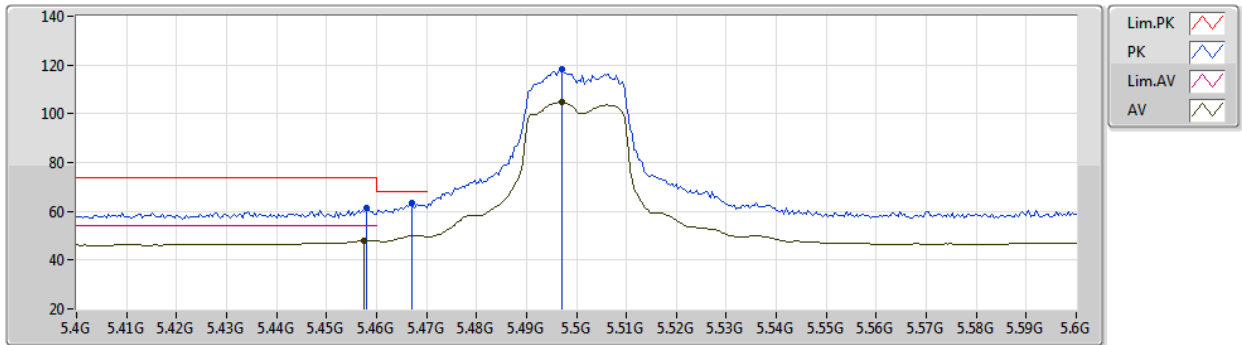
EUT Z_2TX
Setting 46
04-E-B-2-10

Type	Freq (Hz)	Level (dBuV/m)	Limit (dBuV/m)	Margin (dB)	Raw (dBuV)	Dist (m)	Condition	Azimuth (°)	Height (m)	Comment	AF (dB)	CL (dB)	PA (dB)
PK	5.458G	61.17	74.00	-12.83	54.40	3	Vertical	103	2.36	-	33.63	5.83	32.69
AV	5.4596G	48.02	54.00	-5.98	41.23	3	Vertical	103	2.36	-	33.64	5.83	32.68
PK	5.468G	64.03	68.20	-4.17	57.21	3	Vertical	103	2.36	-	33.67	5.83	32.68
PK	5.4988G	118.33	Inf	-Inf	111.35	3	Vertical	103	2.36	-	33.80	5.85	32.67
AV	5.4988G	104.29	Inf	-Inf	97.31	3	Vertical	103	2.36	-	33.80	5.85	32.67

802.11ax HEW20_Nss1,(MCS0)_2TX

02/01/2021

5500MHz_TX



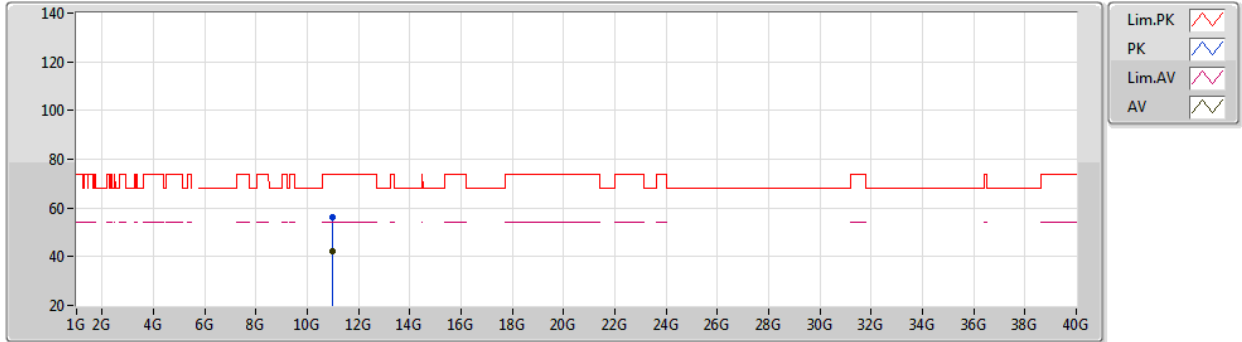
EUT_Z_2TX
Setting 46
04-E-B-2-10

Type	Freq (Hz)	Level (dBuV/m)	Limit (dBuV/m)	Margin (dB)	Raw (dBuV)	Dist (m)	Condition	Azimuth (°)	Height (m)	Comment	AF (dB)	CL (dB)	PA (dB)
PK	5.458G	61.36	74.00	-12.64	54.59	3	Horizontal	106	2.55	-	33.63	5.83	32.69
AV	5.4576G	47.94	54.00	-6.06	41.17	3	Horizontal	106	2.55	-	33.63	5.83	32.69
PK	5.4672G	63.47	68.20	-4.73	56.65	3	Horizontal	106	2.55	-	33.67	5.83	32.68
PK	5.4972G	118.42	Inf	-Inf	111.45	3	Horizontal	106	2.55	-	33.79	5.85	32.67
AV	5.4972G	104.64	Inf	-Inf	97.67	3	Horizontal	106	2.55	-	33.79	5.85	32.67

802.11ax HEW20_Nss1,(MCS0)_2TX

02/01/2021

5500MHz_TX



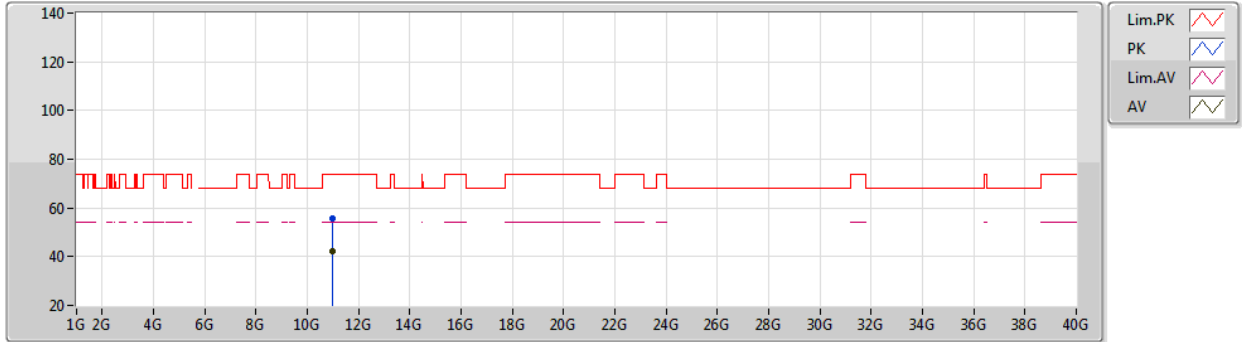
EUT Z_2TX
Setting 46
04-E-B-2

Type	Freq (Hz)	Level (dBuV/m)	Limit (dBuV/m)	Margin (dB)	Raw (dBuV)	Dist (m)	Condition	Azimuth (°)	Height (m)	Comment	AF (dB)	CL (dB)	PA (dB)
PK	10.99905G	56.04	74.00	-17.96	41.52	3	Vertical	183	1.63	-	39.20	9.10	33.78
AV	10.99962G	42.05	54.00	-11.95	27.53	3	Vertical	183	1.63	-	39.20	9.10	33.78

802.11ax HEW20_Nss1,(MCS0)_2TX

02/01/2021

5500MHz_TX



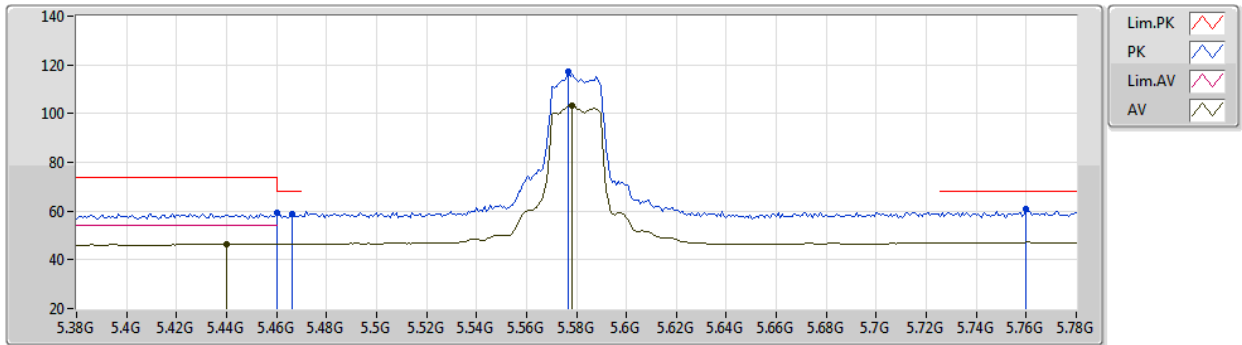
EUT Z_2TX
Setting 46
04-E-B-2

Type	Freq (Hz)	Level (dBuV/m)	Limit (dBuV/m)	Margin (dB)	Raw (dBuV)	Dist (m)	Condition	Azimuth (°)	Height (m)	Comment	AF (dB)	CL (dB)	PA (dB)
PK	10.99953G	55.74	74.00	-18.26	41.22	3	Horizontal	248	2.17	-	39.20	9.10	33.78
AV	11.00051G	42.05	54.00	-11.95	27.53	3	Horizontal	248	2.17	-	39.20	9.10	33.78

802.11ax HEW20_Nss1,(MCS0)_2TX

02/01/2021

5580MHz_TX



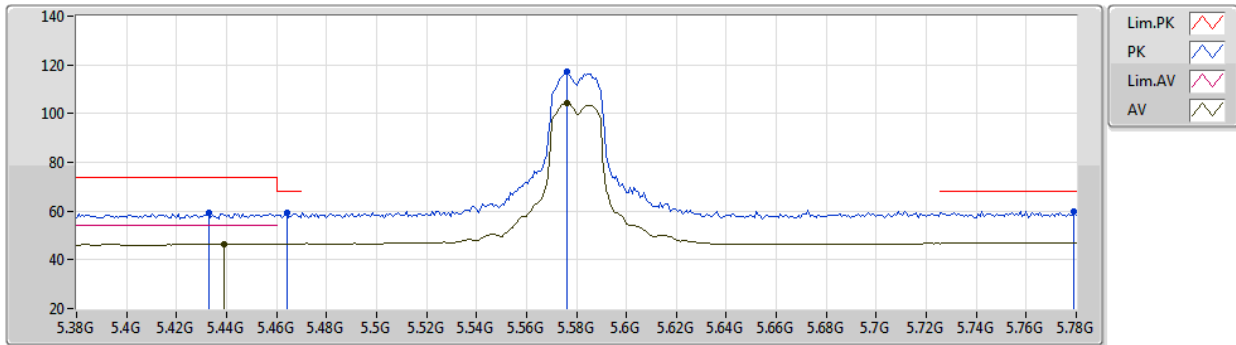
EUT_Z_2TX
Setting 46
04-E-B-2-10

Type	Freq (Hz)	Level (dBuV/m)	Limit (dBuV/m)	Margin (dB)	Raw (dBuV)	Dist (m)	Condition	Azimuth (°)	Height (m)	Comment	AF (dB)	CL (dB)	PA (dB)
PK	5.46G	59.37	74.00	-14.63	52.58	3	Vertical	104	2.30	-	33.64	5.83	32.68
AV	5.44G	46.44	54.00	-7.56	39.75	3	Vertical	104	2.30	-	33.56	5.82	32.69
PK	5.4664G	58.80	68.20	-9.40	51.98	3	Vertical	104	2.30	-	33.67	5.83	32.68
PK	5.5768G	117.16	Inf	-Inf	110.11	3	Vertical	104	2.30	-	33.85	5.89	32.69
AV	5.5784G	103.44	Inf	-Inf	96.39	3	Vertical	104	2.30	-	33.86	5.89	32.70
PK	5.76G	60.65	68.20	-7.55	53.22	3	Vertical	104	2.30	-	34.20	5.98	32.75

802.11ax HEW20_Nss1,(MCS0)_2TX

02/01/2021

5580MHz_TX



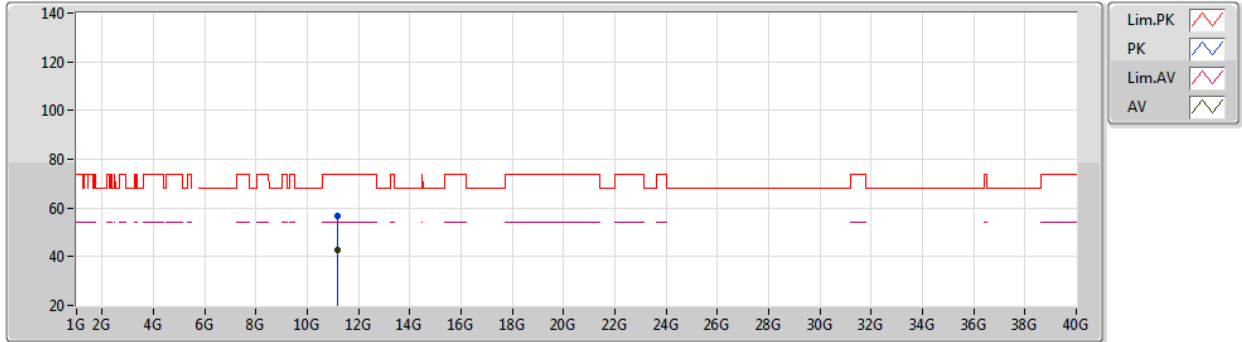
EUT_Z_2TX
Setting 46
04-E-B-2-10

Type	Freq (Hz)	Level (dBuV/m)	Limit (dBuV/m)	Margin (dB)	Raw (dBuV)	Dist (m)	Condition	Azimuth (°)	Height (m)	Comment	AF (dB)	CL (dB)	PA (dB)
PK	5.4328G	59.14	74.00	-14.86	52.48	3	Horizontal	109	2.35	-	33.53	5.82	32.69
AV	5.4392G	46.41	54.00	-7.59	39.72	3	Horizontal	109	2.35	-	33.56	5.82	32.69
PK	5.464G	59.08	68.20	-9.12	52.27	3	Horizontal	109	2.35	-	33.66	5.83	32.68
PK	5.576G	117.22	Inf	-Inf	110.17	3	Horizontal	109	2.35	-	33.85	5.89	32.69
AV	5.576G	104.06	Inf	-Inf	97.01	3	Horizontal	109	2.35	-	33.85	5.89	32.69
PK	5.7792G	59.86	68.20	-8.34	52.43	3	Horizontal	109	2.35	-	34.20	5.99	32.76

802.11ax HEW20_Nss1,(MCS0)_2TX

02/01/2021

5580MHz_TX



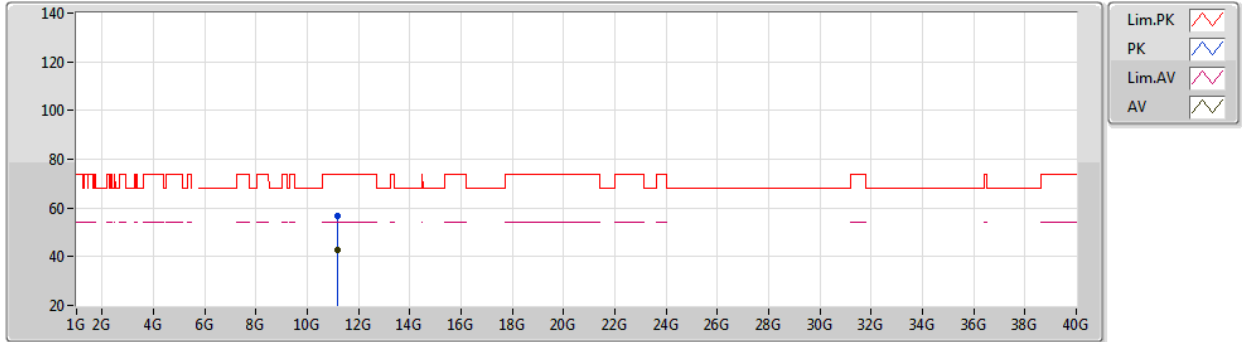
EUT Z_2TX
Setting 46
04-E-B-2

Type	Freq (Hz)	Level (dBuV/m)	Limit (dBuV/m)	Margin (dB)	Raw (dBuV)	Dist (m)	Condition	Azimuth (°)	Height (m)	Comment	AF (dB)	CL (dB)	PA (dB)
PK	11.15914G	56.77	74.00	-17.23	42.32	3	Vertical	121	2.03	-	39.14	9.18	33.87
AV	11.15919G	42.62	54.00	-11.38	28.17	3	Vertical	121	2.03	-	39.14	9.18	33.87

802.11ax HEW20_Nss1,(MCS0)_2TX

02/01/2021

5580MHz_TX



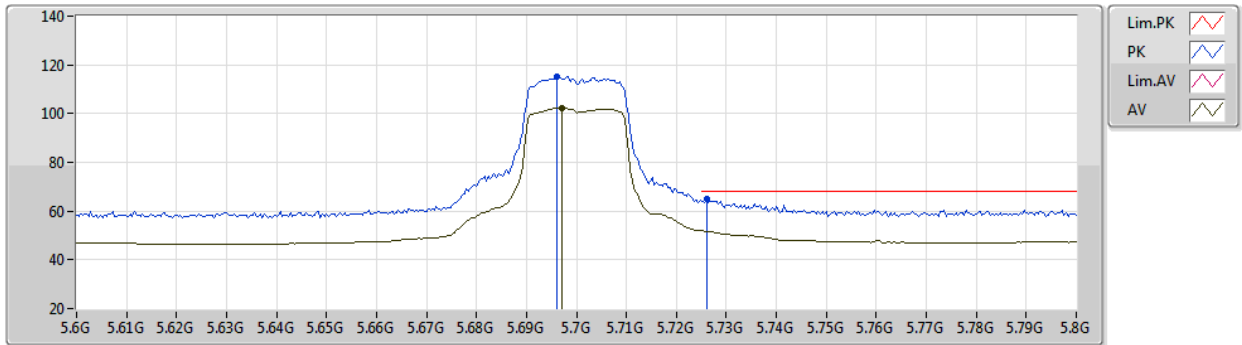
EUT Z_2TX
Setting 46
04-E-B-2

Type	Freq (Hz)	Level (dBuV/m)	Limit (dBuV/m)	Margin (dB)	Raw (dBuV)	Dist (m)	Condition	Azimuth (°)	Height (m)	Comment	AF (dB)	CL (dB)	PA (dB)
PK	11.15908G	56.60	74.00	-17.40	42.15	3	Horizontal	188	1.39	-	39.14	9.18	33.87
AV	11.16048G	42.65	54.00	-11.35	28.20	3	Horizontal	188	1.39	-	39.14	9.18	33.87

802.11ax HEW20_Nss1,(MCS0)_2TX

02/01/2021

5700MHz_TX



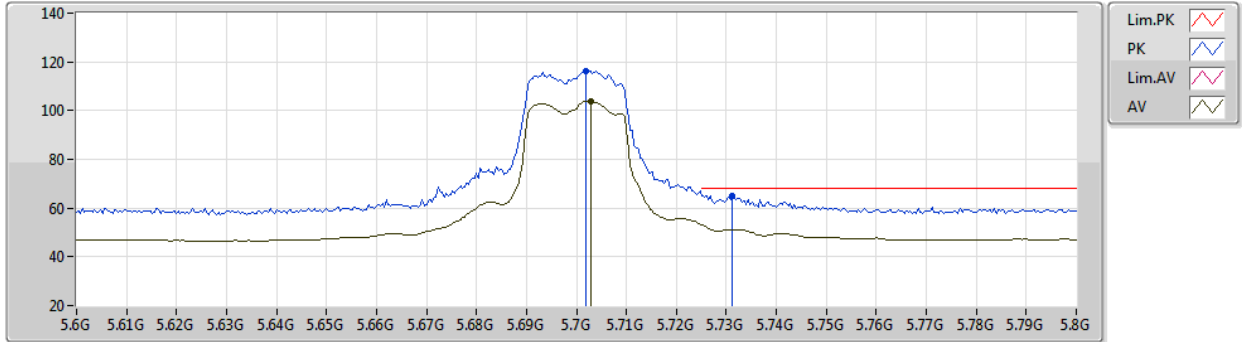
EUT_Z_2TX
Setting 46
04-E-B-2-10

Type	Freq (Hz)	Level (dBuV/m)	Limit (dBuV/m)	Margin (dB)	Raw (dBuV)	Dist (m)	Condition	Azimuth (°)	Height (m)	Comment	AF (dB)	CL (dB)	PA (dB)
PK	5.696G	115.42	Inf	-Inf	108.21	3	Vertical	271	2.37	-	33.99	5.95	32.73
AV	5.6972G	102.33	Inf	-Inf	95.12	3	Vertical	271	2.37	-	33.99	5.95	32.73
PK	5.726G	65.04	68.20	-3.16	57.72	3	Vertical	271	2.37	-	34.10	5.96	32.74

802.11ax HEW20_Nss1,(MCS0)_2TX

02/01/2021

5700MHz_TX



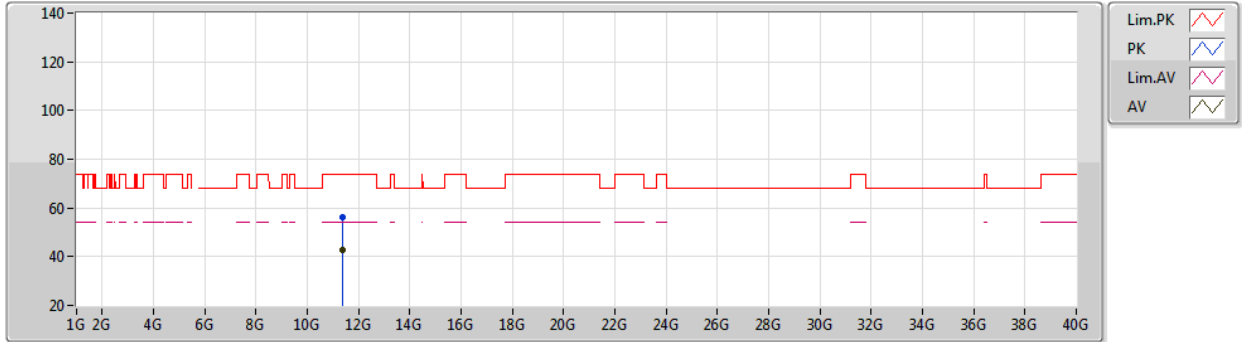
EUT_Z_2TX
Setting 46
04-E-B-2-10

Type	Freq (Hz)	Level (dBuV/m)	Limit (dBuV/m)	Margin (dB)	Raw (dBuV)	Dist (m)	Condition	Azimuth (°)	Height (m)	Comment	AF (dB)	CL (dB)	PA (dB)
PK	5.7028G	115.99	Inf	-Inf	108.76	3	Horizontal	232	2.45	-	34.01	5.95	32.73
AV	5.7028G	103.81	Inf	-Inf	96.58	3	Horizontal	232	2.45	-	34.01	5.95	32.73
PK	5.7312G	65.19	68.20	-3.01	57.84	3	Horizontal	232	2.45	-	34.12	5.97	32.74

802.11ax HEW20_Nss1,(MCS0)_2TX

02/01/2021

5700MHz_TX



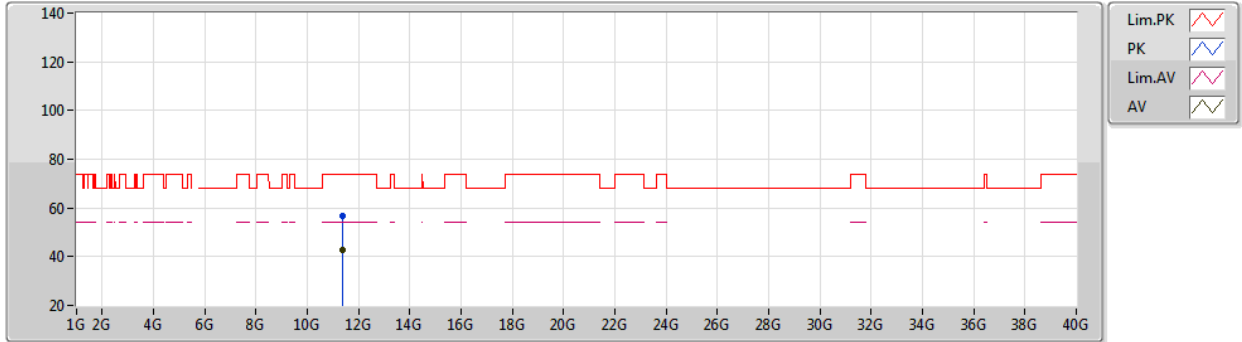
EUT Z_2TX
Setting 46
04-E-B-2

Type	Freq (Hz)	Level (dBuV/m)	Limit (dBuV/m)	Margin (dB)	Raw (dBuV)	Dist (m)	Condition	Azimuth (°)	Height (m)	Comment	AF (dB)	CL (dB)	PA (dB)
PK	11.4008G	56.28	74.00	-17.72	41.79	3	Vertical	230	1.59	-	39.20	9.30	34.01
AV	11.40028G	42.82	54.00	-11.18	28.33	3	Vertical	230	1.59	-	39.20	9.30	34.01

802.11ax HEW20_Nss1,(MCS0)_2TX

02/01/2021

5700MHz_TX

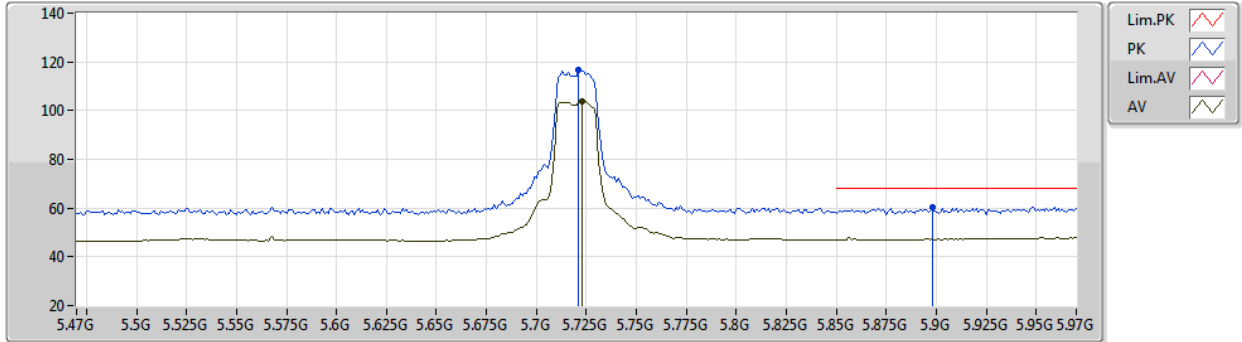


EUT Z_2TX
Setting 46
04-E-B-2

Type	Freq (Hz)	Level (dBuV/m)	Limit (dBuV/m)	Margin (dB)	Raw (dBuV)	Dist (m)	Condition	Azimuth (°)	Height (m)	Comment	AF (dB)	CL (dB)	PA (dB)
PK	11.40047G	56.55	74.00	-17.45	42.06	3	Horizontal	292	1.48	-	39.20	9.30	34.01
AV	11.39903G	42.74	54.00	-11.26	28.25	3	Horizontal	292	1.48	-	39.20	9.30	34.01

802.11ax HEW20_Nss1,(MCS0)_2TX
5720MHz Straddle 5.47-5.725GHz_TX

02/01/2021



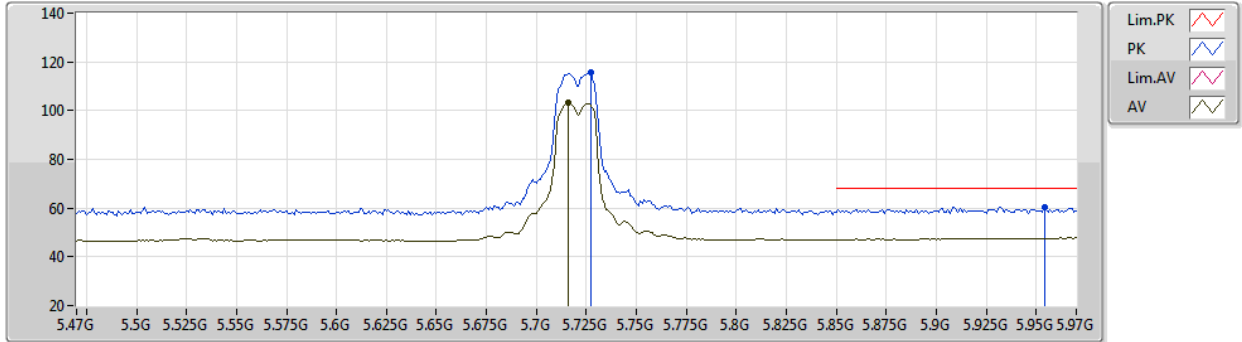
EUT_Z_2TX
Setting 46
04-E-B-2-10

Type	Freq (Hz)	Level (dBuV/m)	Limit (dBuV/m)	Margin (dB)	Raw (dBuV)	Dist (m)	Condition	Azimuth (°)	Height (m)	Comment	AF (dB)	CL (dB)	PA (dB)
PK	5.721G	116.50	Inf	-Inf	109.20	3	Vertical	82	2.33	-	34.08	5.96	32.74
AV	5.723G	103.98	Inf	-Inf	96.67	3	Vertical	82	2.33	-	34.09	5.96	32.74
PK	5.898G	60.37	68.20	-7.83	52.28	3	Vertical	82	2.33	-	34.79	6.10	32.80

802.11ax HEW20_Nss1,(MCS0)_2TX

02/01/2021

5720MHz Straddle 5.47-5.725GHz_TX

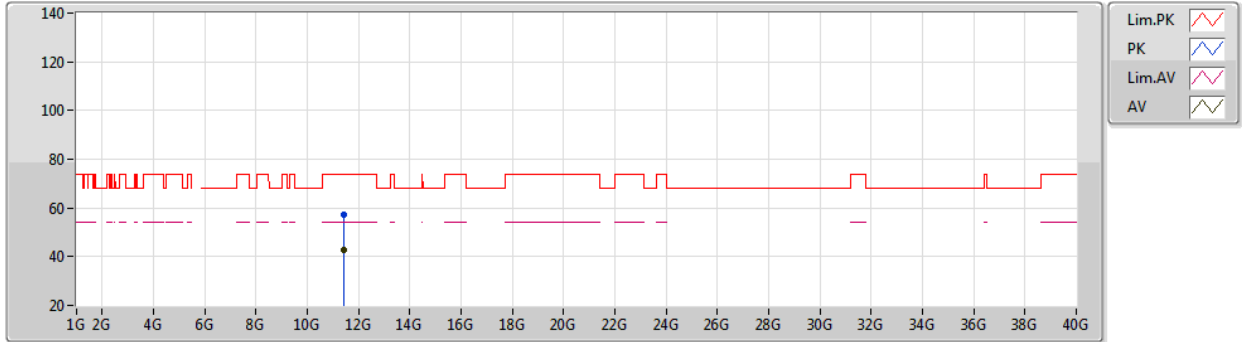


EUT_Z_2TX
Setting 46
04-E-B-2-10

Type	Freq (Hz)	Level (dBuV/m)	Limit (dBuV/m)	Margin (dB)	Raw (dBuV)	Dist (m)	Condition	Azimuth (°)	Height (m)	Comment	AF (dB)	CL (dB)	PA (dB)
PK	5.727G	115.47	Inf	-Inf	108.14	3	Horizontal	107	2.36	-	34.11	5.96	32.74
AV	5.716G	103.28	Inf	-Inf	96.00	3	Horizontal	107	2.36	-	34.06	5.96	32.74
PK	5.954G	60.30	68.20	-7.90	51.95	3	Horizontal	107	2.36	-	35.02	6.15	32.82

802.11ax HEW20_Nss1,(MCS0)_2TX
5720MHz Straddle 5.47-5.725GHz_TX

02/01/2021

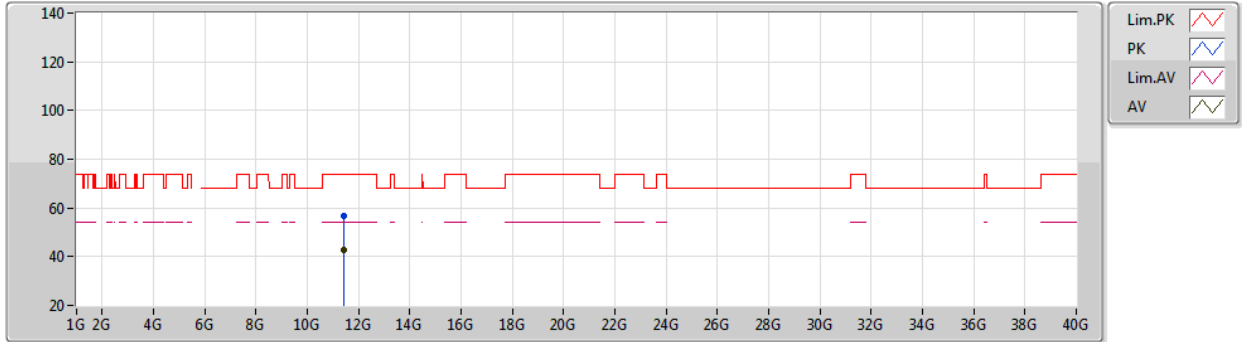


EUT Z_2TX
 Setting 46
 04-E-B-2

Type	Freq (Hz)	Level (dBuV/m)	Limit (dBuV/m)	Margin (dB)	Raw (dBuV)	Dist (m)	Condition	Azimuth (°)	Height (m)	Comment	AF (dB)	CL (dB)	PA (dB)
PK	11.44057G	57.34	74.00	-16.66	42.86	3	Vertical	222	2.59	-	39.20	9.32	34.04
AV	11.43947G	42.75	54.00	-11.25	28.26	3	Vertical	222	2.59	-	39.20	9.32	34.03

802.11ax HEW20_Nss1,(MCS0)_2TX
5720MHz Straddle 5.47-5.725GHz_TX

02/01/2021



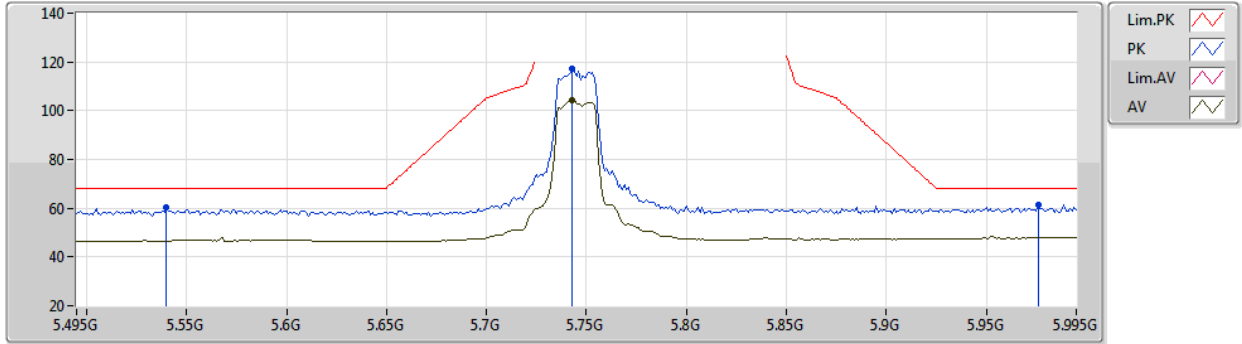
EUT Z_2TX
 Setting 46
 04-E-B-2

Type	Freq (Hz)	Level (dBuV/m)	Limit (dBuV/m)	Margin (dB)	Raw (dBuV)	Dist (m)	Condition	Azimuth (°)	Height (m)	Comment	AF (dB)	CL (dB)	PA (dB)
PK	11.44007G	56.47	74.00	-17.53	41.99	3	Horizontal	301	1.79	-	39.20	9.32	34.04
AV	11.439G	42.82	54.00	-11.18	28.33	3	Horizontal	301	1.79	-	39.20	9.32	34.03

802.11ax HEW20_Nss1,(MCS0)_2TX

02/01/2021

5745MHz_TX



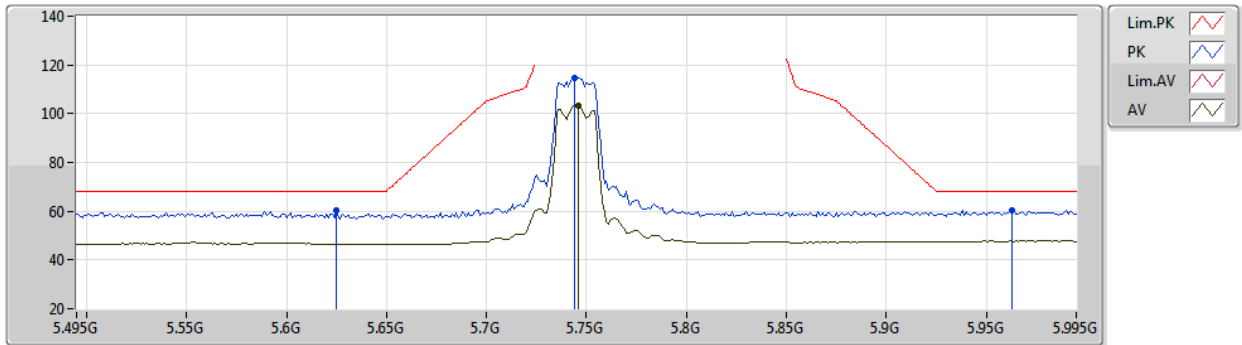
EUT_Z_2TX
Setting 46
04-E-B-2-10

Type	Freq (Hz)	Level (dBuV/m)	Limit (dBuV/m)	Margin (dB)	Raw (dBuV)	Dist (m)	Condition	Azimuth (°)	Height (m)	Comment	AF (dB)	CL (dB)	PA (dB)
PK	5.54G	60.31	68.20	-7.89	53.32	3	Vertical	233	2.45	-	33.80	5.87	32.68
PK	5.743G	117.00	Inf	-Inf	109.61	3	Vertical	233	2.45	-	34.17	5.97	32.75
AV	5.743G	104.29	Inf	-Inf	96.90	3	Vertical	233	2.45	-	34.17	5.97	32.75
PK	5.976G	61.49	68.20	-6.71	53.03	3	Vertical	233	2.45	-	35.10	6.18	32.82

802.11ax HEW20_Nss1,(MCS0)_2TX

02/01/2021

5745MHz_TX



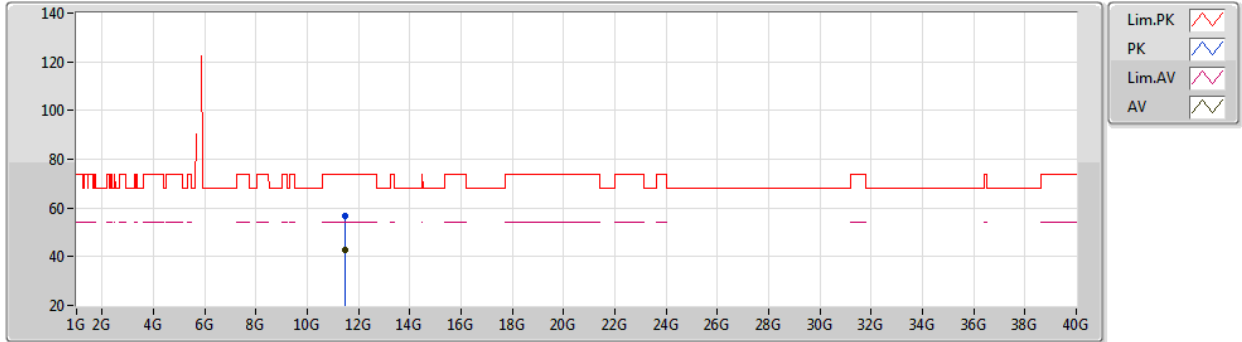
EUT_Z_2TX
Setting 46
04-E-B-2-10

Type	Freq (Hz)	Level (dBuV/m)	Limit (dBuV/m)	Margin (dB)	Raw (dBuV)	Dist (m)	Condition	Azimuth (°)	Height (m)	Comment	AF (dB)	CL (dB)	PA (dB)
PK	5.625G	60.31	68.20	-7.89	53.21	3	Horizontal	109	2.43	-	33.90	5.91	32.71
PK	5.744G	114.89	Inf	-Inf	107.49	3	Horizontal	109	2.43	-	34.18	5.97	32.75
AV	5.746G	103.11	Inf	-Inf	95.71	3	Horizontal	109	2.43	-	34.18	5.97	32.75
PK	5.963G	60.50	68.20	-7.70	52.11	3	Horizontal	109	2.43	-	35.05	6.16	32.82

802.11ax HEW20_Nss1,(MCS0)_2TX

02/01/2021

5745MHz_TX



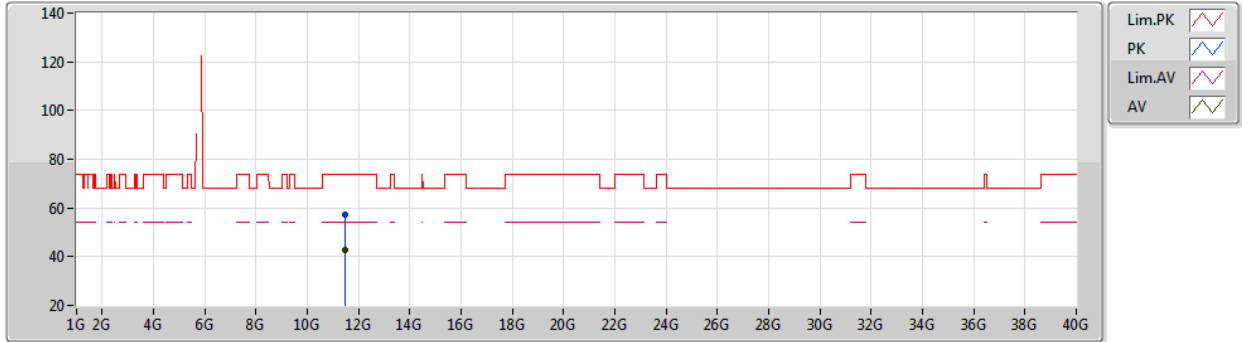
EUT Z_2TX
Setting 46
04-E-B-2

Type	Freq (Hz)	Level (dBuV/m)	Limit (dBuV/m)	Margin (dB)	Raw (dBuV)	Dist (m)	Condition	Azimuth (°)	Height (m)	Comment	AF (dB)	CL (dB)	PA (dB)
PK	11.49006G	56.90	74.00	-17.10	42.41	3	Vertical	167	1.83	-	39.20	9.35	34.06
AV	11.48957G	42.84	54.00	-11.16	28.36	3	Vertical	167	1.83	-	39.20	9.34	34.06

802.11ax HEW20_Nss1,(MCS0)_2TX

02/01/2021

5745MHz_TX



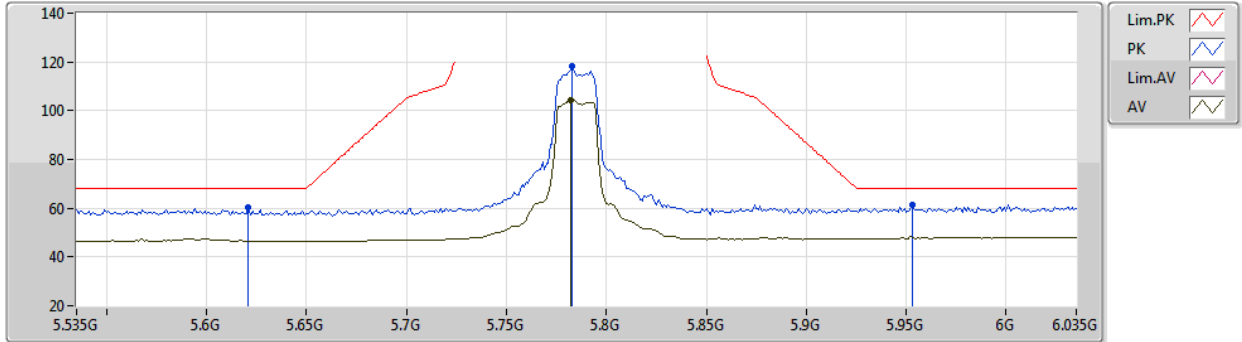
EUT Z_2TX
Setting 46
04-E-B-2

Type	Freq (Hz)	Level (dBuV/m)	Limit (dBuV/m)	Margin (dB)	Raw (dBuV)	Dist (m)	Condition	Azimuth (°)	Height (m)	Comment	AF (dB)	CL (dB)	PA (dB)
PK	11.48986G	57.15	74.00	-16.85	42.67	3	Horizontal	204	1.04	-	39.20	9.34	34.06
AV	11.48961G	42.77	54.00	-11.23	28.29	3	Horizontal	204	1.04	-	39.20	9.34	34.06

802.11ax HEW20_Nss1,(MCS0)_2TX

02/01/2021

5785MHz_TX



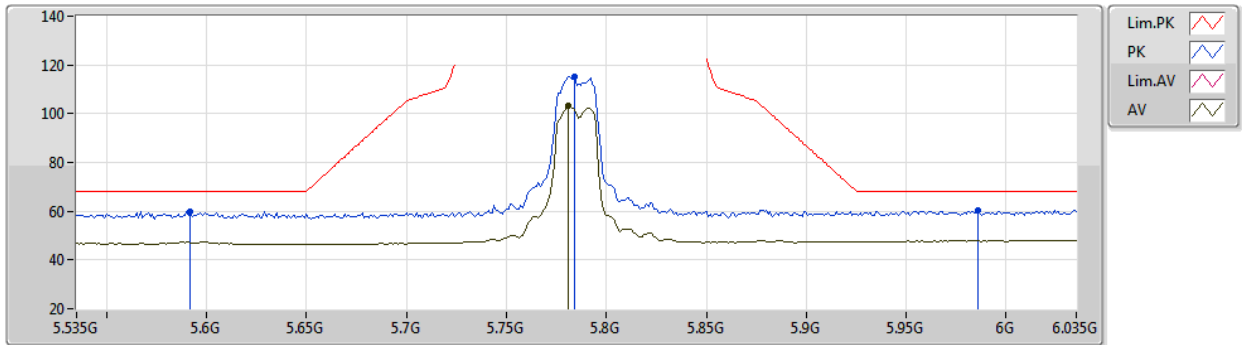
EUT_Z_2TX
Setting 46
04-E-B-2-10

Type	Freq (Hz)	Level (dBuV/m)	Limit (dBuV/m)	Margin (dB)	Raw (dBuV)	Dist (m)	Condition	Azimuth (°)	Height (m)	Comment	AF (dB)	CL (dB)	PA (dB)
PK	5.621G	60.43	68.20	-7.77	53.33	3	Vertical	232	2.30	-	33.90	5.91	32.71
PK	5.783G	118.05	Inf	-Inf	110.62	3	Vertical	232	2.30	-	34.20	5.99	32.76
AV	5.782G	104.37	Inf	-Inf	96.94	3	Vertical	232	2.30	-	34.20	5.99	32.76
PK	5.953G	61.23	68.20	-6.97	52.88	3	Vertical	232	2.30	-	35.01	6.15	32.81

802.11ax HEW20_Nss1,(MCS0)_2TX

02/01/2021

5785MHz_TX



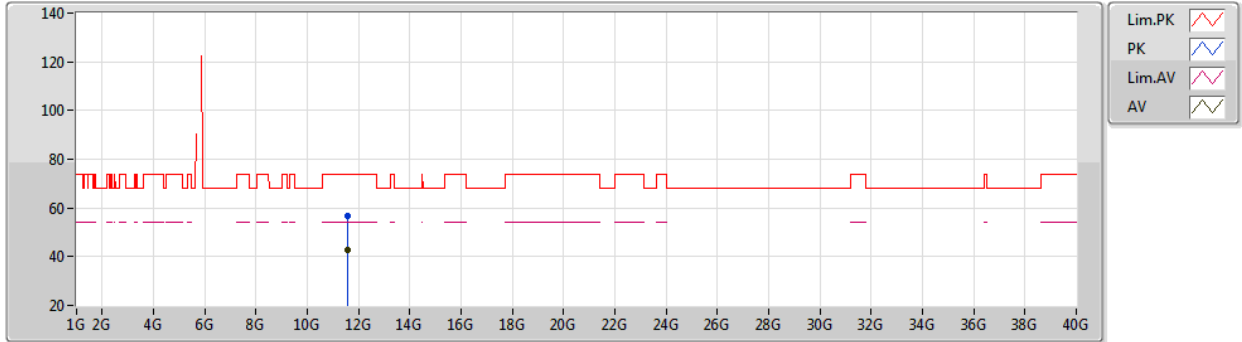
EUT_Z_2TX
Setting 46
04-E-B-2-10

Type	Freq (Hz)	Level (dBuV/m)	Limit (dBuV/m)	Margin (dB)	Raw (dBuV)	Dist (m)	Condition	Azimuth (°)	Height (m)	Comment	AF (dB)	CL (dB)	PA (dB)
PK	5.592G	59.83	68.20	-8.37	52.75	3	Horizontal	228	2.17	-	33.88	5.90	32.70
PK	5.784G	115.22	Inf	-Inf	107.79	3	Horizontal	228	2.17	-	34.20	5.99	32.76
AV	5.781G	103.16	Inf	-Inf	95.73	3	Horizontal	228	2.17	-	34.20	5.99	32.76
PK	5.986G	60.19	68.20	-8.01	51.69	3	Horizontal	228	2.17	-	35.14	6.19	32.83

802.11ax HEW20_Nss1,(MCS0)_2TX

02/01/2021

5785MHz_TX



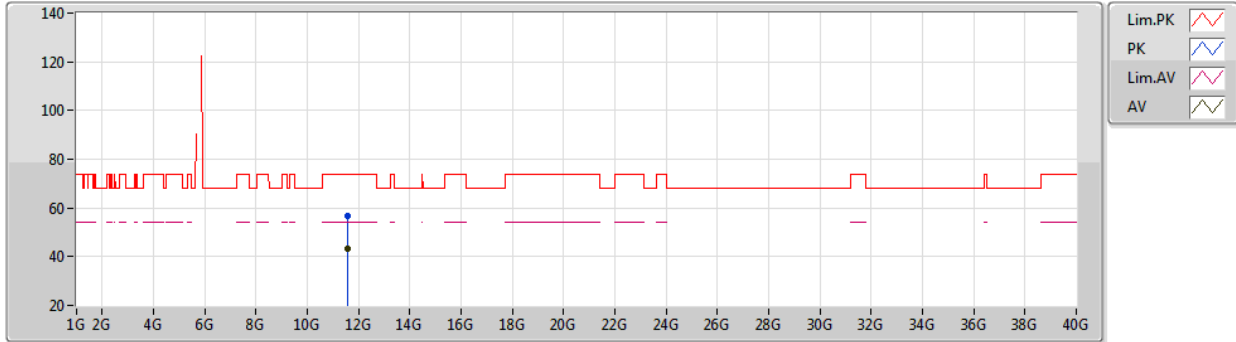
EUT Z_2TX
Setting 46
04-E-B-2

Type	Freq (Hz)	Level (dBuV/m)	Limit (dBuV/m)	Margin (dB)	Raw (dBuV)	Dist (m)	Condition	Azimuth (°)	Height (m)	Comment	AF (dB)	CL (dB)	PA (dB)
PK	11.57G	56.94	74.00	-17.06	42.54	3	Vertical	71	1.65	-	39.13	9.38	34.11
AV	11.56948G	42.94	54.00	-11.06	28.54	3	Vertical	71	1.65	-	39.13	9.38	34.11

802.11ax HEW20_Nss1,(MCS0)_2TX

02/01/2021

5785MHz_TX



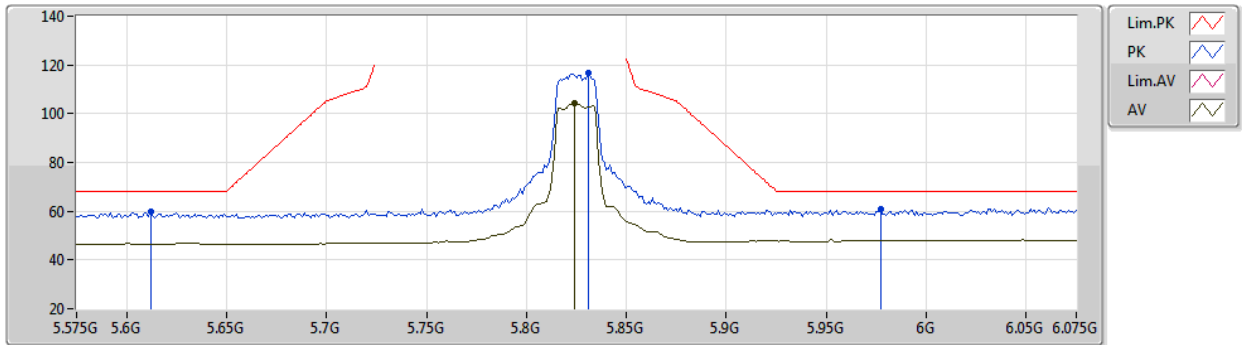
EUT Z_2TX
Setting 46
04-E-B-2

Type	Freq (Hz)	Level (dBuV/m)	Limit (dBuV/m)	Margin (dB)	Raw (dBuV)	Dist (m)	Condition	Azimuth (°)	Height (m)	Comment	AF (dB)	CL (dB)	PA (dB)
PK	11.57096G	56.96	74.00	-17.04	42.55	3	Horizontal	101	1.69	-	39.13	9.39	34.11
AV	11.569G	43.06	54.00	-10.94	28.66	3	Horizontal	101	1.69	-	39.13	9.38	34.11

802.11ax HEW20_Nss1,(MCS0)_2TX

02/01/2021

5825MHz_TX



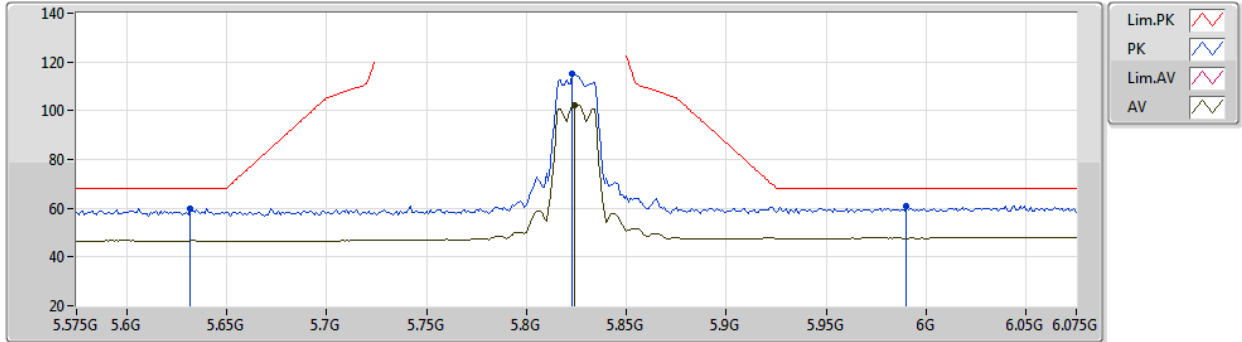
EUT_Z_2TX
Setting 46
04-E-B-2-10

Type	Freq (Hz)	Level (dBuV/m)	Limit (dBuV/m)	Margin (dB)	Raw (dBuV)	Dist (m)	Condition	Azimuth (°)	Height (m)	Comment	AF (dB)	CL (dB)	PA (dB)
PK	5.612G	59.82	68.20	-8.38	52.72	3	Vertical	263	2.28	-	33.90	5.91	32.71
PK	5.831G	116.58	Inf	-Inf	108.94	3	Vertical	263	2.28	-	34.39	6.03	32.78
AV	5.824G	104.28	Inf	-Inf	96.69	3	Vertical	263	2.28	-	34.34	6.02	32.77
PK	5.977G	60.68	68.20	-7.52	52.21	3	Vertical	263	2.28	-	35.11	6.18	32.82

802.11ax HEW20_Nss1,(MCS0)_2TX

02/01/2021

5825MHz_TX



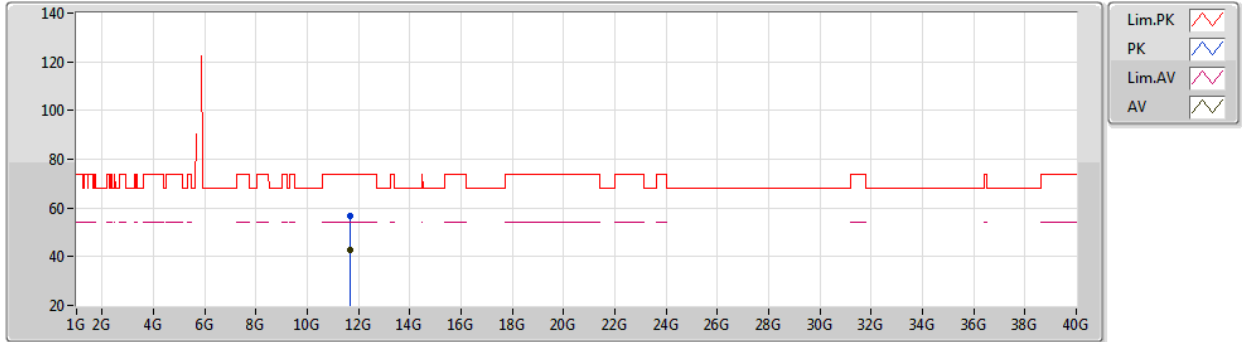
EUT_Z_2TX
Setting 46
04-E-B-2-10

Type	Freq (Hz)	Level (dBuV/m)	Limit (dBuV/m)	Margin (dB)	Raw (dBuV)	Dist (m)	Condition	Azimuth (°)	Height (m)	Comment	AF (dB)	CL (dB)	PA (dB)
PK	5.632G	60.01	68.20	-8.19	52.90	3	Horizontal	108	2.19	-	33.90	5.92	32.71
PK	5.823G	115.36	Inf	-Inf	107.77	3	Horizontal	108	2.19	-	34.34	6.02	32.77
AV	5.824G	102.36	Inf	-Inf	94.77	3	Horizontal	108	2.19	-	34.34	6.02	32.77
PK	5.99G	60.64	68.20	-7.56	52.12	3	Horizontal	108	2.19	-	35.16	6.19	32.83

802.11ax HEW20_Nss1,(MCS0)_2TX

02/01/2021

5825MHz_TX



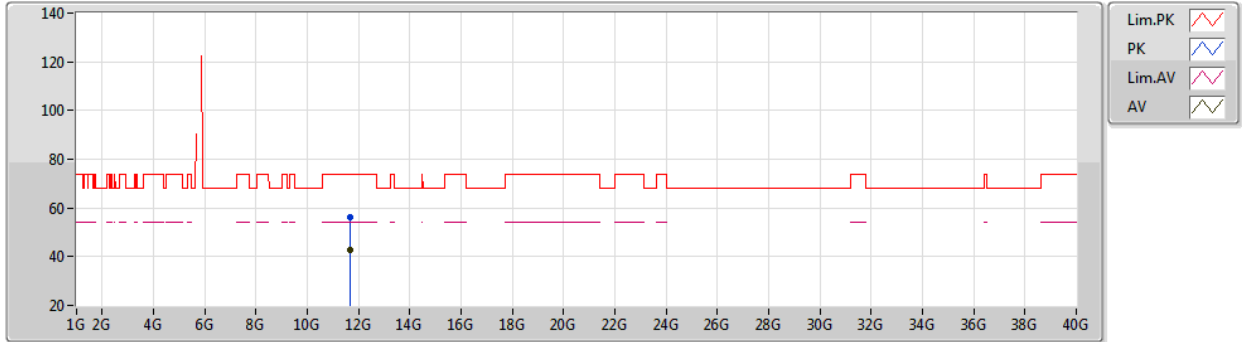
EUT Z_2TX
Setting 46
04-E-B-2

Type	Freq (Hz)	Level (dBuV/m)	Limit (dBuV/m)	Margin (dB)	Raw (dBuV)	Dist (m)	Condition	Azimuth (°)	Height (m)	Comment	AF (dB)	CL (dB)	PA (dB)
PK	11.65057G	56.49	74.00	-17.51	42.17	3	Vertical	255	1.03	-	39.05	9.43	34.16
AV	11.64959G	42.68	54.00	-11.32	28.37	3	Vertical	255	1.03	-	39.05	9.42	34.16

802.11ax HEW20_Nss1,(MCS0)_2TX

02/01/2021

5825MHz_TX



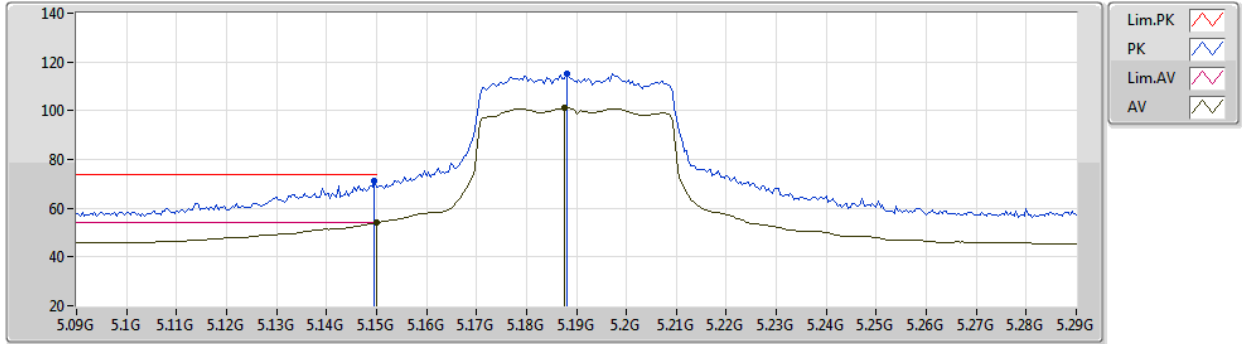
EUT Z_2TX
Setting 46
04-E-B-2

Type	Freq (Hz)	Level (dBuV/m)	Limit (dBuV/m)	Margin (dB)	Raw (dBuV)	Dist (m)	Condition	Azimuth (°)	Height (m)	Comment	AF (dB)	CL (dB)	PA (dB)
PK	11.64914G	56.43	74.00	-17.57	42.12	3	Horizontal	289	1.81	-	39.05	9.42	34.16
AV	11.64986G	42.68	54.00	-11.32	28.37	3	Horizontal	289	1.81	-	39.05	9.42	34.16

802.11ax HEW40_Nss1,(MCS0)_2TX

02/01/2021

5190MHz_TX



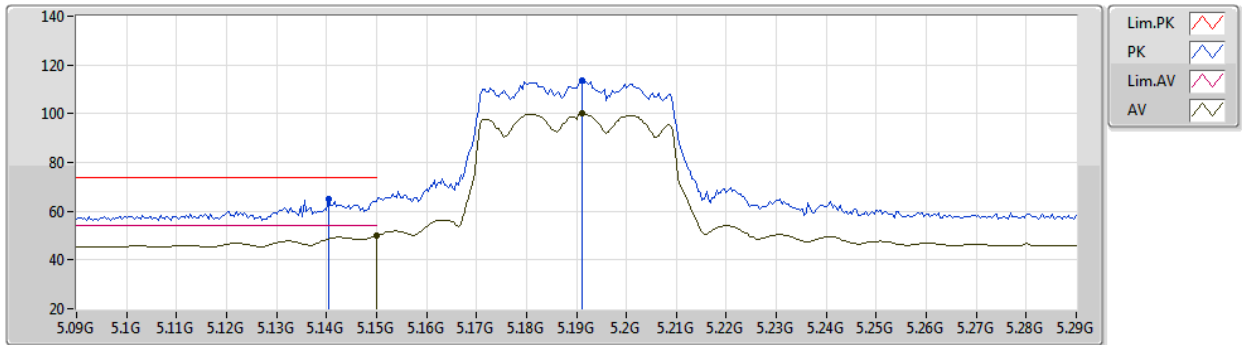
EUT Z_2TX
Setting 42
04-E-B-2-10

Type	Freq (Hz)	Level (dBuV/m)	Limit (dBuV/m)	Margin (dB)	Raw (dBuV)	Dist (m)	Condition	Azimuth (°)	Height (m)	Comment	AF (dB)	CL (dB)	PA (dB)
PK	5.1496G	71.13	74.00	-2.87	65.48	3	Vertical	252	2.65	-	32.80	5.65	32.80
AV	5.15G	53.94	54.00	-0.06	48.29	3	Vertical	252	2.65	-	32.80	5.65	32.80
PK	5.188G	115.22	Inf	-Inf	109.43	3	Vertical	252	2.65	-	32.88	5.69	32.78
AV	5.1876G	101.13	Inf	-Inf	95.34	3	Vertical	252	2.65	-	32.88	5.69	32.78

802.11ax HEW40_Nss1,(MCS0)_2TX

02/01/2021

5190MHz_TX



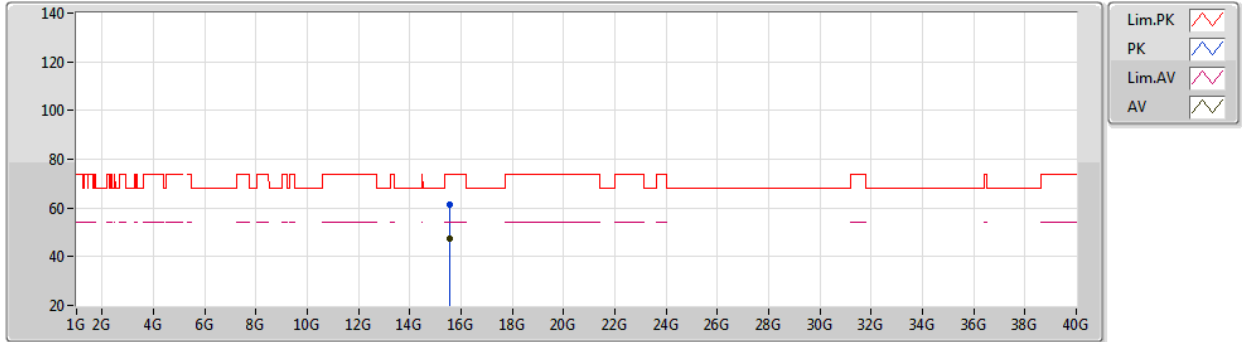
EUT Z_2TX
Setting 42
04-E-B-2-10

Type	Freq (Hz)	Level (dBuV/m)	Limit (dBuV/m)	Margin (dB)	Raw (dBuV)	Dist (m)	Condition	Azimuth (°)	Height (m)	Comment	AF (dB)	CL (dB)	PA (dB)
PK	5.1404G	65.00	74.00	-9.00	59.36	3	Horizontal	225	2.23	-	32.80	5.64	32.80
AV	5.15G	49.92	54.00	-4.08	44.27	3	Horizontal	225	2.23	-	32.80	5.65	32.80
PK	5.1912G	113.66	Inf	-Inf	107.87	3	Horizontal	225	2.23	-	32.88	5.69	32.78
AV	5.1912G	100.11	Inf	-Inf	94.32	3	Horizontal	225	2.23	-	32.88	5.69	32.78

802.11ax HEW40_Nss1,(MCS0)_2TX

02/01/2021

5190MHz_TX



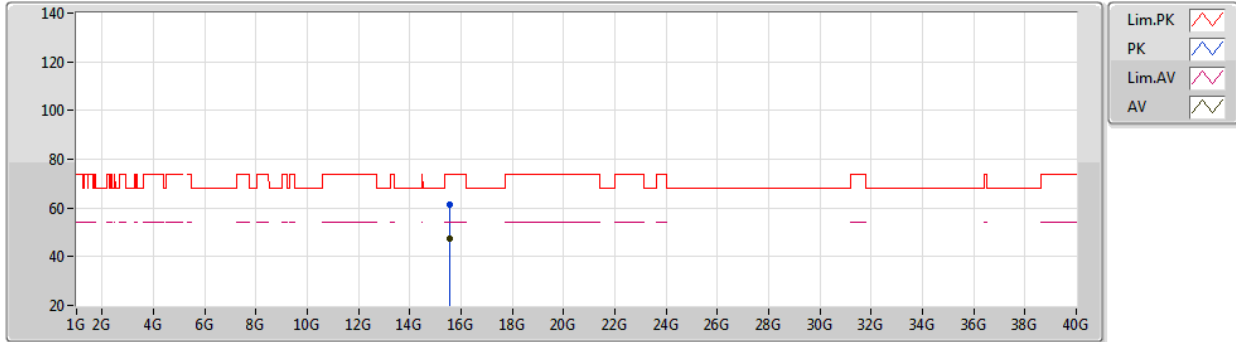
EUT Z_2TX
Setting 42
04-E-B-2

Type	Freq (Hz)	Level (dBuV/m)	Limit (dBuV/m)	Margin (dB)	Raw (dBuV)	Dist (m)	Condition	Azimuth (°)	Height (m)	Comment	AF (dB)	CL (dB)	PA (dB)
PK	15.56998G	61.62	74.00	-12.38	45.75	3	Vertical	186	2.33	-	38.39	11.78	34.30
AV	15.57088G	47.43	54.00	-6.57	31.56	3	Vertical	186	2.33	-	38.39	11.78	34.30

802.11ax HEW40_Nss1,(MCS0)_2TX

02/01/2021

5190MHz_TX



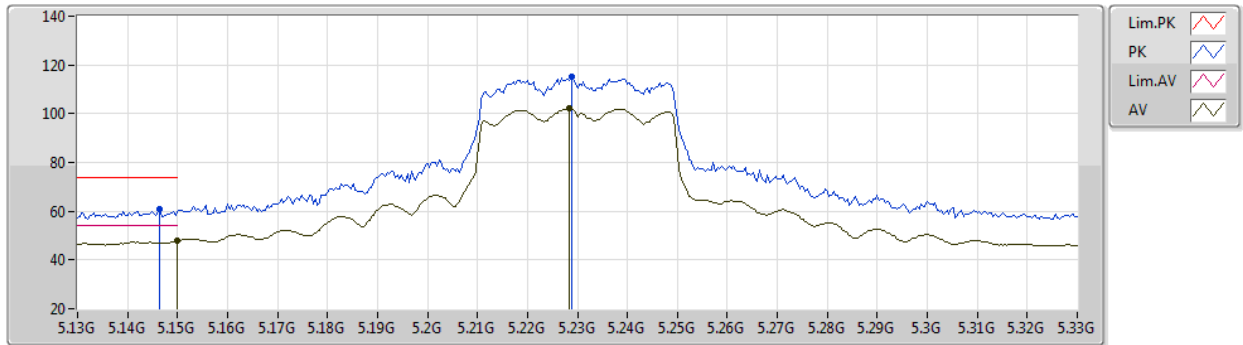
EUT Z_2TX
Setting 42
04-E-B-2

Type	Freq (Hz)	Level (dBuV/m)	Limit (dBuV/m)	Margin (dB)	Raw (dBuV)	Dist (m)	Condition	Azimuth (°)	Height (m)	Comment	AF (dB)	CL (dB)	PA (dB)
PK	15.57071G	61.31	74.00	-12.69	45.44	3	Horizontal	314	1.18	-	38.39	11.78	34.30
AV	15.57066G	47.45	54.00	-6.55	31.58	3	Horizontal	314	1.18	-	38.39	11.78	34.30

802.11ax HEW40_Nss1,(MCS0)_2TX

27/01/2021

5230MHz_TX



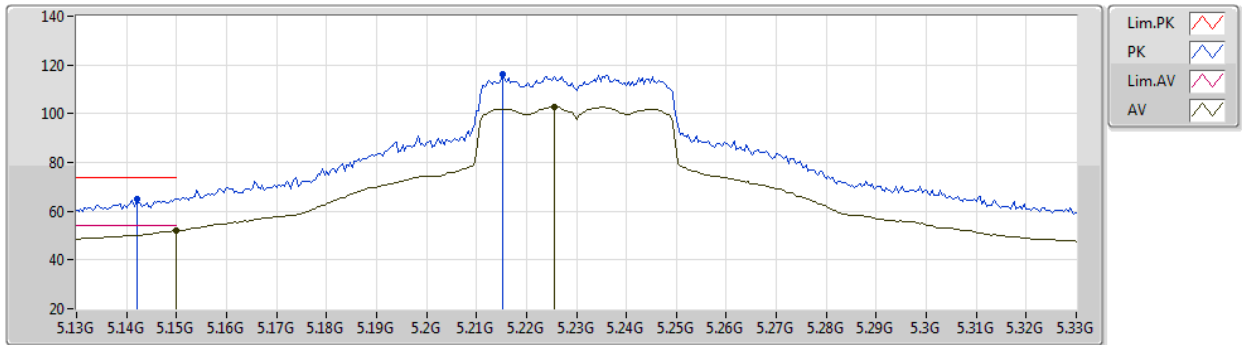
EUT Y_2TX
Setting 45
06-C-K-4-10

Type	Freq (Hz)	Level (dBuV/m)	Limit (dBuV/m)	Margin (dB)	Raw (dBuV)	Dist (m)	Condition	Azimuth (°)	Height (m)	Comment	AF (dB)	CL (dB)	PA (dB)
PK	5.1464G	60.96	74.00	-13.04	55.79	3	Vertical	295	1.00	-	31.80	5.00	31.63
AV	5.15G	47.85	54.00	-6.15	42.68	3	Vertical	295	1.00	-	31.80	5.00	31.63
PK	5.2288G	115.03	Inf	-Inf	110.29	3	Vertical	295	1.00	-	31.43	5.00	31.69
AV	5.2284G	102.04	Inf	-Inf	97.30	3	Vertical	295	1.00	-	31.43	5.00	31.69

802.11ax HEW40_Nss1,(MCS0)_2TX

27/01/2021

5230MHz_TX



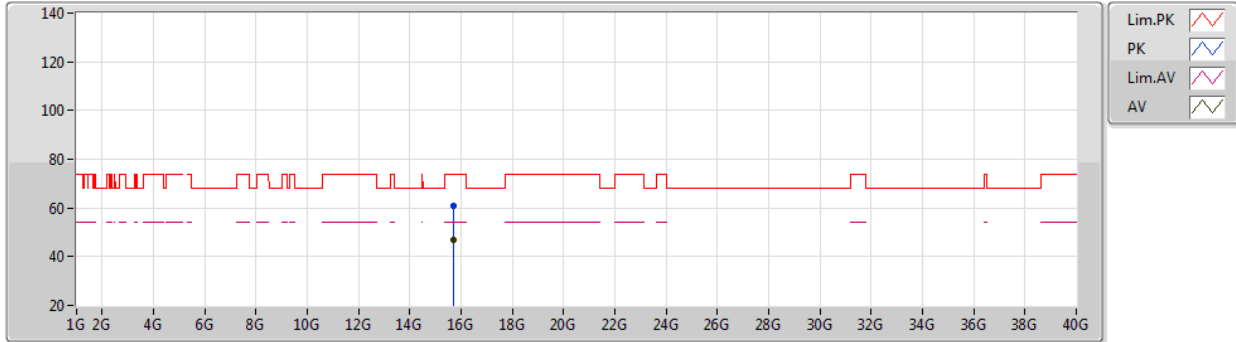
EUT Y_2TX
Setting 45
06-C-K-4-10

Type	Freq (Hz)	Level (dBuV/m)	Limit (dBuV/m)	Margin (dB)	Raw (dBuV)	Dist (m)	Condition	Azimuth (°)	Height (m)	Comment	AF (dB)	CL (dB)	PA (dB)
PK	5.142G	65.21	74.00	-8.79	60.04	3	Horizontal	299	2.43	-	31.80	5.00	31.63
AV	5.15G	52.14	54.00	-1.86	46.97	3	Horizontal	299	2.43	-	31.80	5.00	31.63
PK	5.2152G	116.17	Inf	-Inf	111.34	3	Horizontal	299	2.43	-	31.51	5.00	31.68
AV	5.2256G	102.72	Inf	-Inf	97.95	3	Horizontal	299	2.43	-	31.45	5.00	31.68

802.11ax HEW40_Nss1,(MCS0)_2TX

27/01/2021

5230MHz_TX



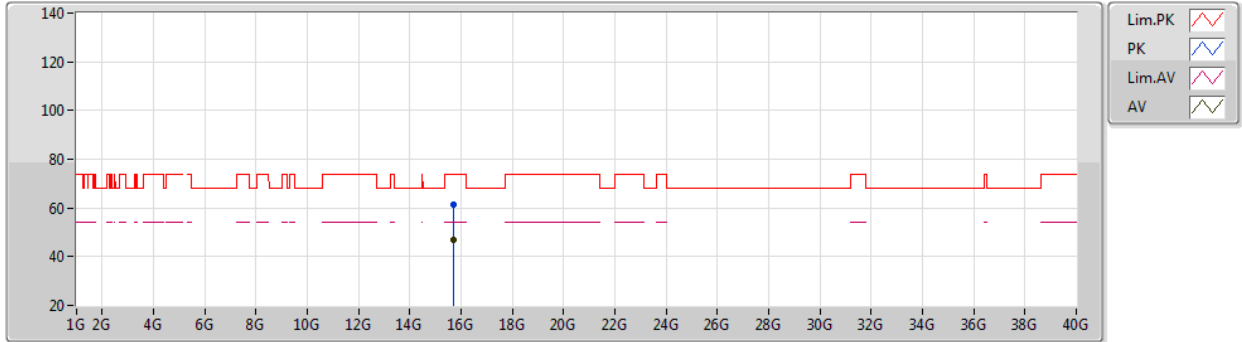
EUT Y_2TX
Setting 45
06-C-K-4

Type	Freq (Hz)	Level (dBuV/m)	Limit (dBuV/m)	Margin (dB)	Raw (dBuV)	Dist (m)	Condition	Azimuth (°)	Height (m)	Comment	AF (dB)	CL (dB)	PA (dB)
PK	15.6856G	60.77	74.00	-13.23	45.46	3	Vertical	23	1.34	-	38.89	10.44	34.02
AV	15.6832G	46.98	54.00	-7.02	31.68	3	Vertical	23	1.34	-	38.88	10.44	34.02

802.11ax HEW40_Nss1,(MCS0)_2TX

27/01/2021

5230MHz_TX



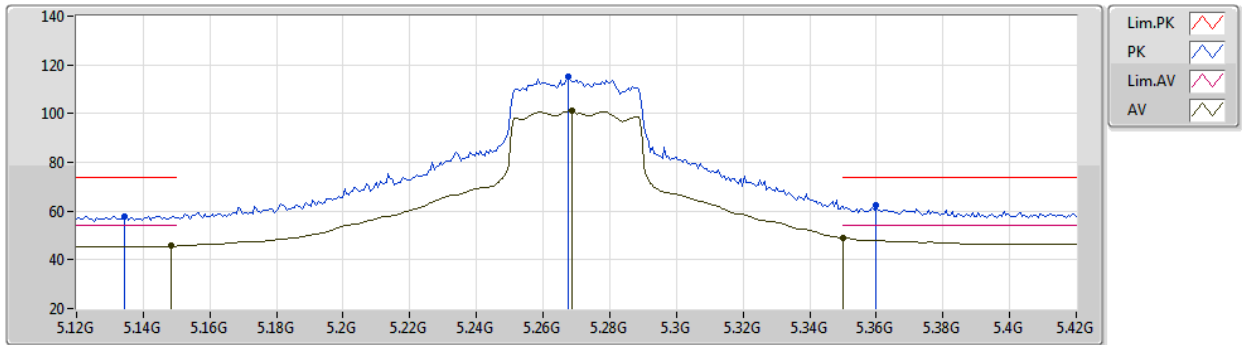
EUT Y_2TX
Setting 45
06-C-K-4

Type	Freq (Hz)	Level (dBuV/m)	Limit (dBuV/m)	Margin (dB)	Raw (dBuV)	Dist (m)	Condition	Azimuth (°)	Height (m)	Comment	AF (dB)	CL (dB)	PA (dB)
PK	15.68224G	61.53	74.00	-12.47	46.23	3	Horizontal	4	1.70	-	38.88	10.44	34.02
AV	15.68308G	47.04	54.00	-6.96	31.74	3	Horizontal	4	1.70	-	38.88	10.44	34.02

802.11ax HEW40_Nss1,(MCS0)_2TX

02/01/2021

5270MHz_TX



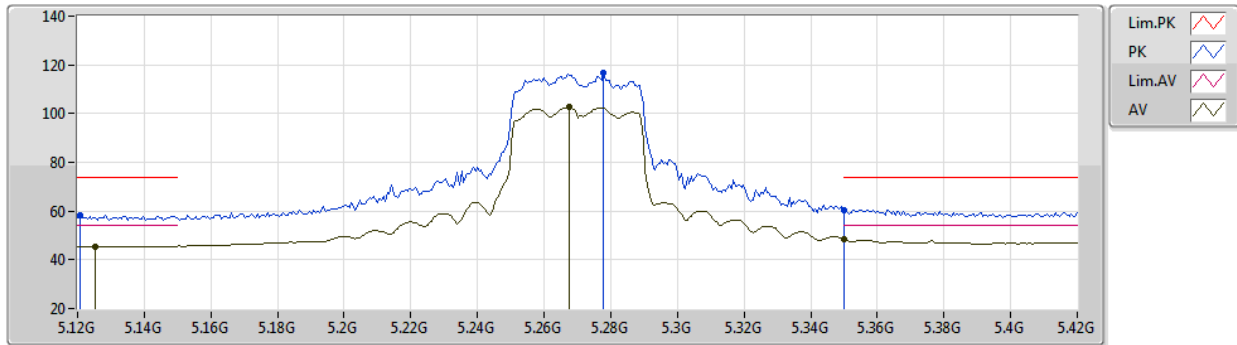
EUT_Z_2TX
Setting 46
04-E-B-2-10

Type	Freq (Hz)	Level (dBuV/m)	Limit (dBuV/m)	Margin (dB)	Raw (dBuV)	Dist (m)	Condition	Azimuth (°)	Height (m)	Comment	AF (dB)	CL (dB)	PA (dB)
PK	5.1344G	58.01	74.00	-15.99	52.38	3	Vertical	287	2.85	-	32.80	5.63	32.80
AV	5.1482G	45.63	54.00	-8.37	39.98	3	Vertical	287	2.85	-	32.80	5.65	32.80
PK	5.2676G	114.93	Inf	-Inf	109.01	3	Vertical	287	2.85	-	32.94	5.73	32.75
AV	5.2688G	101.21	Inf	-Inf	95.29	3	Vertical	287	2.85	-	32.94	5.73	32.75
PK	5.36G	62.64	74.00	-11.36	56.50	3	Vertical	287	2.85	-	33.08	5.78	32.72
AV	5.35G	49.10	54.00	-4.90	43.04	3	Vertical	287	2.85	-	33.00	5.78	32.72

802.11ax HEW40_Nss1,(MCS0)_2TX

02/01/2021

5270MHz_TX



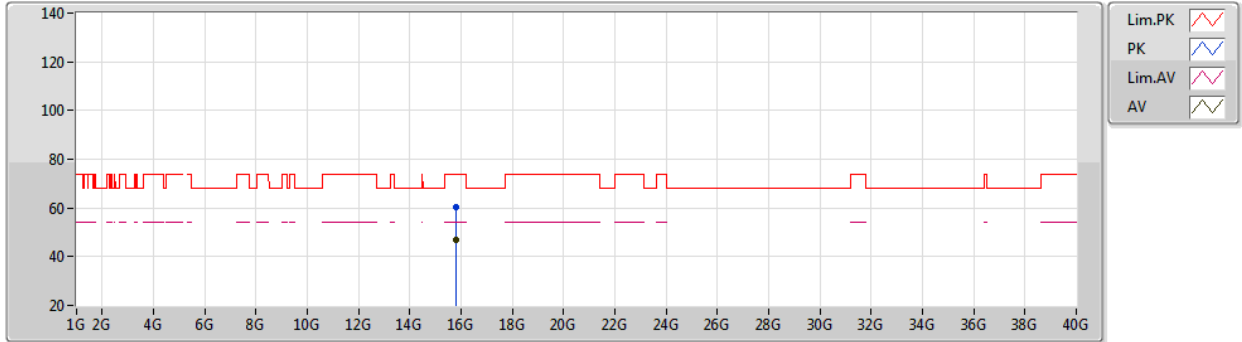
EUT_Z_2TX
Setting 46
04-E-B-2-10

Type	Freq (Hz)	Level (dBuV/m)	Limit (dBuV/m)	Margin (dB)	Raw (dBuV)	Dist (m)	Condition	Azimuth (°)	Height (m)	Comment	AF (dB)	CL (dB)	PA (dB)
PK	5.1206G	58.39	74.00	-15.61	52.78	3	Horizontal	109	2.43	-	32.80	5.62	32.81
AV	5.1254G	45.59	54.00	-8.41	39.96	3	Horizontal	109	2.43	-	32.80	5.63	32.80
PK	5.2778G	116.62	Inf	-Inf	110.67	3	Horizontal	109	2.43	-	32.96	5.74	32.75
AV	5.2676G	102.60	Inf	-Inf	96.68	3	Horizontal	109	2.43	-	32.94	5.73	32.75
PK	5.35G	60.49	74.00	-13.51	54.43	3	Horizontal	109	2.43	-	33.00	5.78	32.72
AV	5.35G	48.40	54.00	-5.60	42.34	3	Horizontal	109	2.43	-	33.00	5.78	32.72

802.11ax HEW40_Nss1,(MCS0)_2TX

02/01/2021

5270MHz_TX



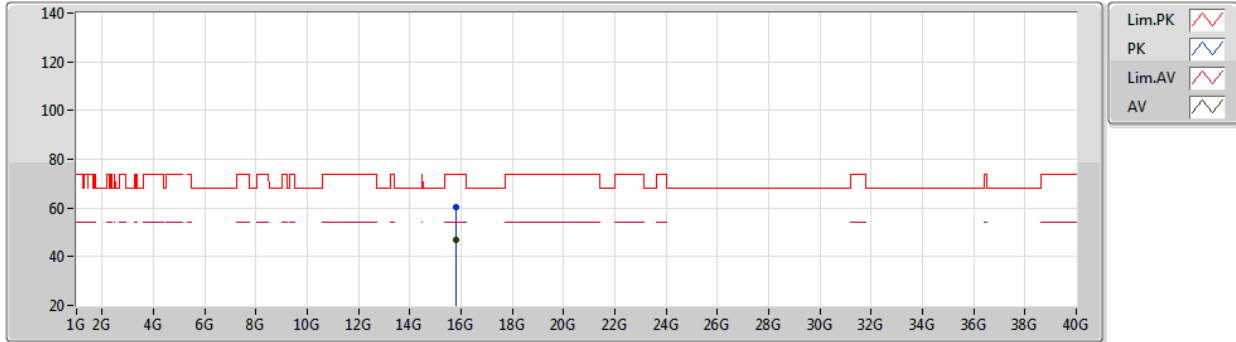
EUT Z_2TX
Setting 46
04-E-B-2

Type	Freq (Hz)	Level (dBuV/m)	Limit (dBuV/m)	Margin (dB)	Raw (dBuV)	Dist (m)	Condition	Azimuth (°)	Height (m)	Comment	AF (dB)	CL (dB)	PA (dB)
PK	15.80952G	60.60	74.00	-13.40	44.59	3	Vertical	309	2.47	-	38.50	11.96	34.45
AV	15.80913G	46.79	54.00	-7.21	30.78	3	Vertical	309	2.47	-	38.50	11.96	34.45

802.11ax HEW40_Nss1,(MCS0)_2TX

02/01/2021

5270MHz_TX



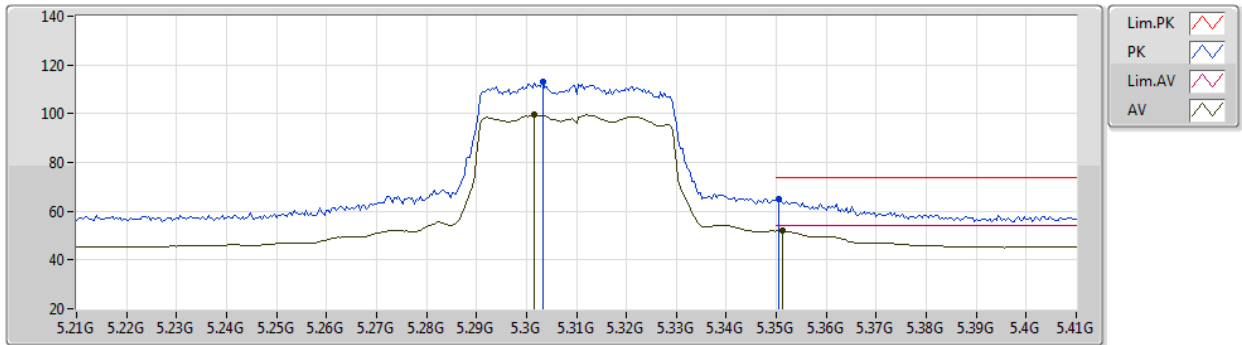
EUT Z_2TX
Setting 46
04-E-B-2

Type	Freq (Hz)	Level (dBuV/m)	Limit (dBuV/m)	Margin (dB)	Raw (dBuV)	Dist (m)	Condition	Azimuth (°)	Height (m)	Comment	AF (dB)	CL (dB)	PA (dB)
PK	15.80908G	60.57	74.00	-13.43	44.56	3	Horizontal	144	2.42	-	38.50	11.96	34.45
AV	15.80947G	46.78	54.00	-7.22	30.77	3	Horizontal	144	2.42	-	38.50	11.96	34.45

802.11ax HEW40_Nss1,(MCS0)_2TX

27/01/2021

5310MHz_TX



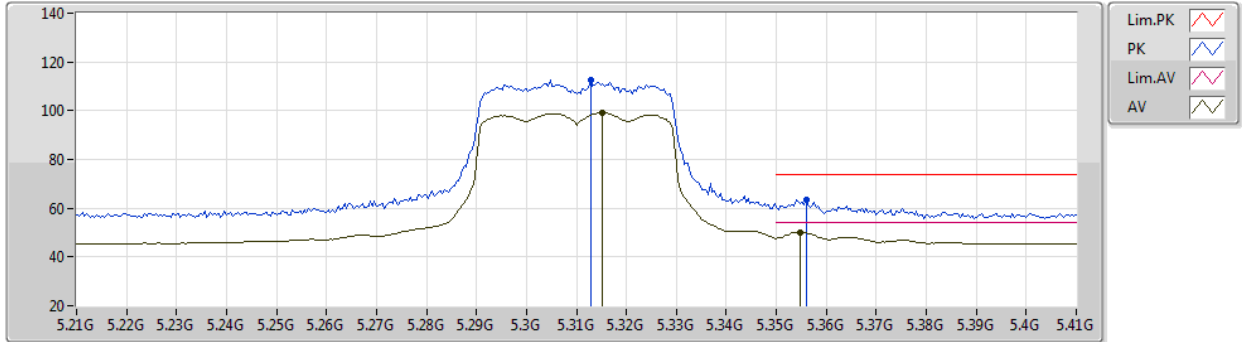
EUT Y_2TX
Setting 40
06-C-K-4-10

Type	Freq (Hz)	Level (dBuV/m)	Limit (dBuV/m)	Margin (dB)	Raw (dBuV)	Dist (m)	Condition	Azimuth (°)	Height (m)	Comment	AF (dB)	CL (dB)	PA (dB)
PK	5.3032G	112.93	Inf	-Inf	108.47	3	Vertical	298	2.27	-	31.20	5.00	31.74
AV	5.3016G	99.45	Inf	-Inf	94.99	3	Vertical	298	2.27	-	31.20	5.00	31.74
PK	5.3504G	64.78	74.00	-9.22	60.35	3	Vertical	298	2.27	-	31.20	5.00	31.77
AV	5.3512G	51.98	54.00	-2.02	47.54	3	Vertical	298	2.27	-	31.21	5.00	31.77

802.11ax HEW40_Nss1,(MCS0)_2TX

27/01/2021

5310MHz_TX



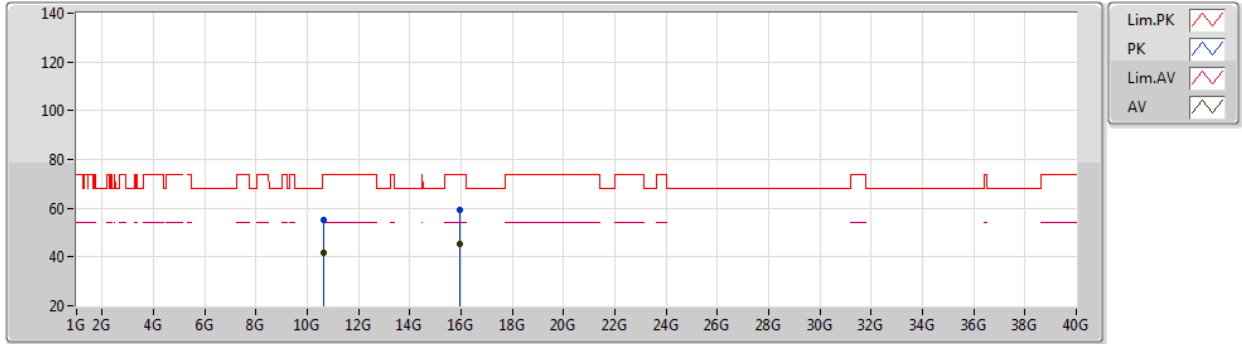
EUT Y_2TX
Setting 40
06-C-K-4-10

Type	Freq (Hz)	Level (dBuV/m)	Limit (dBuV/m)	Margin (dB)	Raw (dBuV)	Dist (m)	Condition	Azimuth (°)	Height (m)	Comment	AF (dB)	CL (dB)	PA (dB)
PK	5.3128G	112.46	Inf	-Inf	108.00	3	Horizontal	283	1.63	-	31.20	5.00	31.74
AV	5.3152G	99.04	Inf	-Inf	94.58	3	Horizontal	283	1.63	-	31.20	5.00	31.74
PK	5.356G	63.40	74.00	-10.60	58.93	3	Horizontal	283	1.63	-	31.24	5.00	31.77
AV	5.3548G	50.25	54.00	-3.75	45.79	3	Horizontal	283	1.63	-	31.23	5.00	31.77

802.11ax HEW40_Nss1,(MCS0)_2TX

27/01/2021

5310MHz_TX



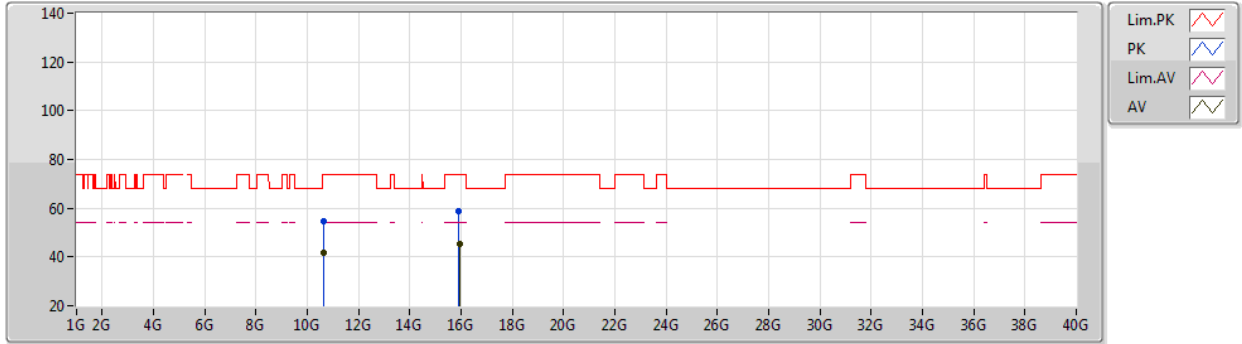
EUT Y_2TX
Setting 40
06-C-K-4

Type	Freq (Hz)	Level (dBuV/m)	Limit (dBuV/m)	Margin (dB)	Raw (dBuV)	Dist (m)	Condition	Azimuth (°)	Height (m)	Comment	AF (dB)	CL (dB)	PA (dB)
PK	10.61764G	55.41	74.00	-18.59	41.63	3	Vertical	27	2.48	-	39.82	7.95	33.99
AV	10.62308G	41.70	54.00	-12.30	27.92	3	Vertical	27	2.48	-	39.82	7.95	33.99
PK	15.93564G	59.32	74.00	-14.68	44.75	3	Vertical	69	2.66	-	38.20	10.57	34.20
AV	15.92972G	45.33	54.00	-8.67	30.77	3	Vertical	69	2.66	-	38.20	10.56	34.20

802.11ax HEW40_Nss1,(MCS0)_2TX

27/01/2021

5310MHz_TX



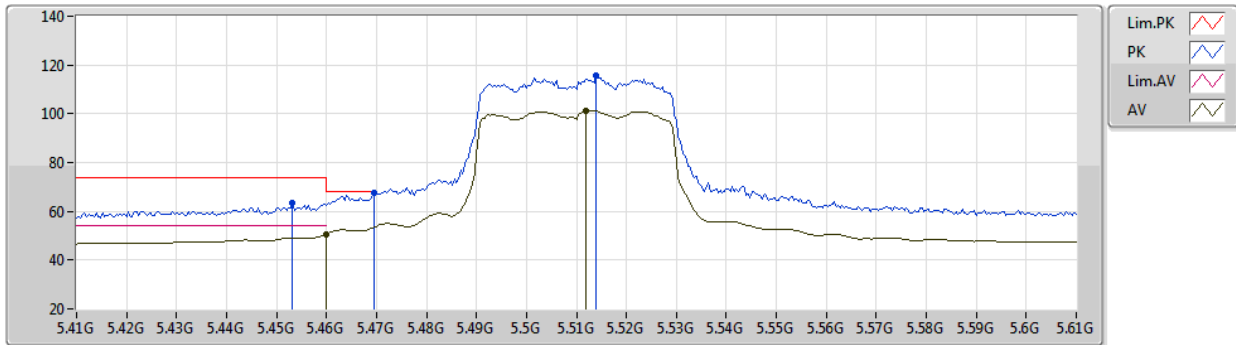
EUT Y_2TX
Setting 40
06-C-K-4

Type	Freq (Hz)	Level (dBuV/m)	Limit (dBuV/m)	Margin (dB)	Raw (dBuV)	Dist (m)	Condition	Azimuth (°)	Height (m)	Comment	AF (dB)	CL (dB)	PA (dB)
PK	10.61984G	54.91	74.00	-19.09	41.13	3	Horizontal	120	2.55	-	39.82	7.95	33.99
AV	10.62548G	41.55	54.00	-12.45	27.77	3	Horizontal	120	2.55	-	39.83	7.95	34.00
PK	15.9232G	58.90	74.00	-15.10	44.33	3	Horizontal	69	1.70	-	38.20	10.56	34.19
AV	15.93868G	45.34	54.00	-8.66	30.78	3	Horizontal	69	1.70	-	38.20	10.57	34.21

802.11ax HEW40_Nss1,(MCS0)_2TX

02/01/2021

5510MHz_TX



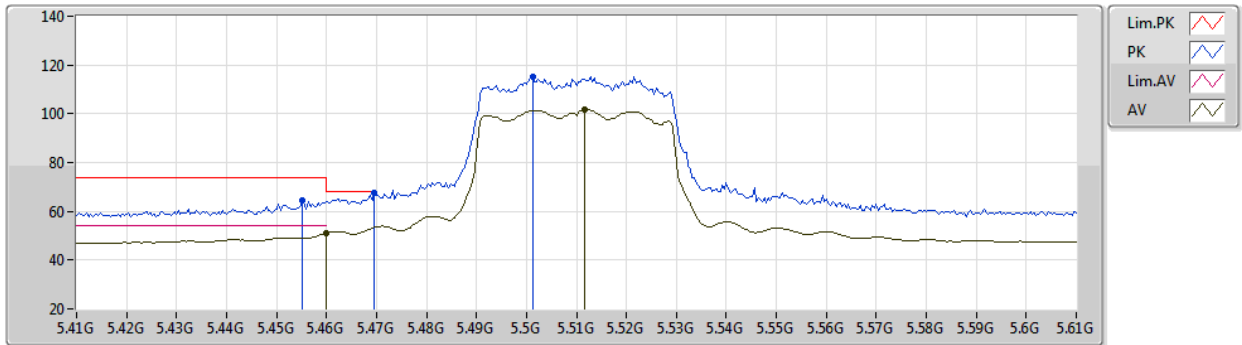
EUT_Z_2TX
Setting 41
04-E-B-2-10

Type	Freq (Hz)	Level (dBuV/m)	Limit (dBuV/m)	Margin (dB)	Raw (dBuV)	Dist (m)	Condition	Azimuth (°)	Height (m)	Comment	AF (dB)	CL (dB)	PA (dB)
PK	5.4532G	63.63	74.00	-10.37	56.88	3	Vertical	104	2.35	-	33.61	5.83	32.69
AV	5.46G	50.72	54.00	-3.28	43.93	3	Vertical	104	2.35	-	33.64	5.83	32.68
PK	5.4696G	67.37	68.20	-0.83	60.54	3	Vertical	104	2.35	-	33.68	5.83	32.68
PK	5.514G	115.84	Inf	-Inf	108.85	3	Vertical	104	2.35	-	33.80	5.86	32.67
AV	5.512G	101.22	Inf	-Inf	94.23	3	Vertical	104	2.35	-	33.80	5.86	32.67

802.11ax HEW40_Nss1,(MCS0)_2TX

02/01/2021

5510MHz_TX



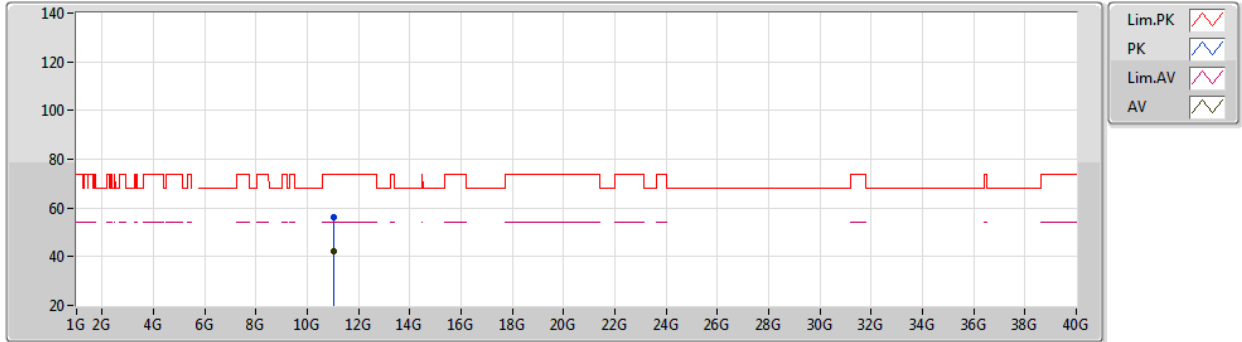
EUT_Z_2TX
Setting 41
04-E-B-2-10

Type	Freq (Hz)	Level (dBuV/m)	Limit (dBuV/m)	Margin (dB)	Raw (dBuV)	Dist (m)	Condition	Azimuth (°)	Height (m)	Comment	AF (dB)	CL (dB)	PA (dB)
PK	5.4552G	64.26	74.00	-9.74	57.50	3	Horizontal	106	2.47	-	33.62	5.83	32.69
AV	5.46G	51.13	54.00	-2.87	44.34	3	Horizontal	106	2.47	-	33.64	5.83	32.68
PK	5.4696G	67.40	68.20	-0.80	60.57	3	Horizontal	106	2.47	-	33.68	5.83	32.68
PK	5.5012G	115.17	Inf	-Inf	108.19	3	Horizontal	106	2.47	-	33.80	5.85	32.67
AV	5.5116G	101.83	Inf	-Inf	94.84	3	Horizontal	106	2.47	-	33.80	5.86	32.67

802.11ax HEW40_Nss1,(MCS0)_2TX

02/01/2021

5510MHz_TX



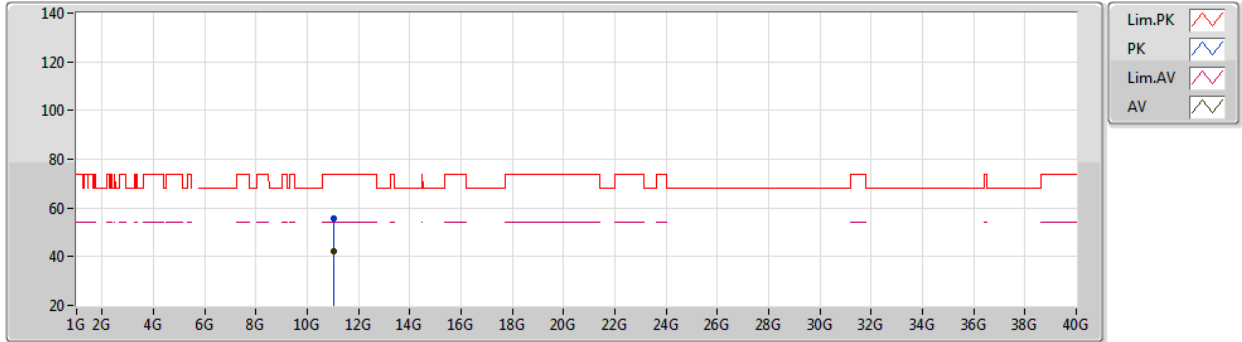
EUT Z_2TX
Setting 41
04-E-B-2

Type	Freq (Hz)	Level (dBuV/m)	Limit (dBuV/m)	Margin (dB)	Raw (dBuV)	Dist (m)	Condition	Azimuth (°)	Height (m)	Comment	AF (dB)	CL (dB)	PA (dB)
PK	11.01901G	56.26	74.00	-17.74	41.74	3	Vertical	39	2.89	-	39.20	9.11	33.79
AV	11.01946G	42.23	54.00	-11.77	27.71	3	Vertical	39	2.89	-	39.20	9.11	33.79

802.11ax HEW40_Nss1,(MCS0)_2TX

02/01/2021

5510MHz_TX



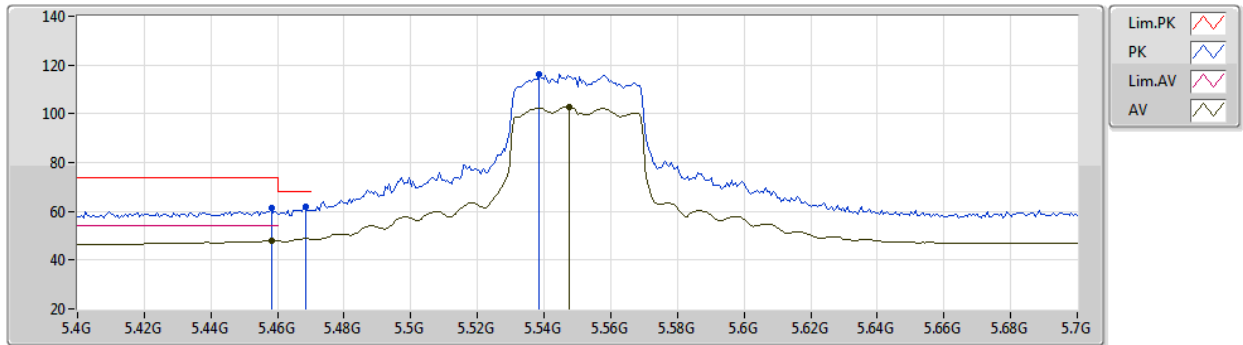
EUT Z_2TX
Setting 41
04-E-B-2

Type	Freq (Hz)	Level (dBuV/m)	Limit (dBuV/m)	Margin (dB)	Raw (dBuV)	Dist (m)	Condition	Azimuth (°)	Height (m)	Comment	AF (dB)	CL (dB)	PA (dB)
PK	11.02069G	55.92	74.00	-18.08	41.40	3	Horizontal	38	2.37	-	39.20	9.11	33.79
AV	11.02069G	42.26	54.00	-11.74	27.74	3	Horizontal	38	2.37	-	39.20	9.11	33.79

802.11ax HEW40_Nss1,(MCS0)_2TX

02/01/2021

5550MHz_TX



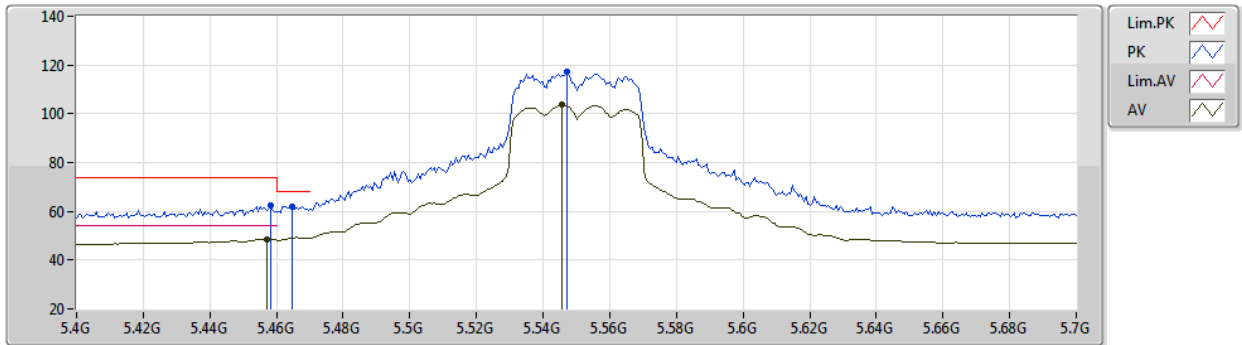
EUT_Z_2TX
Setting 46
04-E-B-2-10

Type	Freq (Hz)	Level (dBuV/m)	Limit (dBuV/m)	Margin (dB)	Raw (dBuV)	Dist (m)	Condition	Azimuth (°)	Height (m)	Comment	AF (dB)	CL (dB)	PA (dB)
PK	5.4582G	61.55	74.00	-12.45	54.78	3	Vertical	105	2.10	-	33.63	5.83	32.69
AV	5.4582G	47.97	54.00	-6.03	41.20	3	Vertical	105	2.10	-	33.63	5.83	32.69
PK	5.4684G	61.75	68.20	-6.45	54.93	3	Vertical	105	2.10	-	33.67	5.83	32.68
PK	5.5386G	116.28	Inf	-Inf	109.29	3	Vertical	105	2.10	-	33.80	5.87	32.68
AV	5.5476G	102.99	Inf	-Inf	96.01	3	Vertical	105	2.10	-	33.80	5.87	32.69

802.11ax HEW40_Nss1,(MCS0)_2TX

02/01/2021

5550MHz_TX



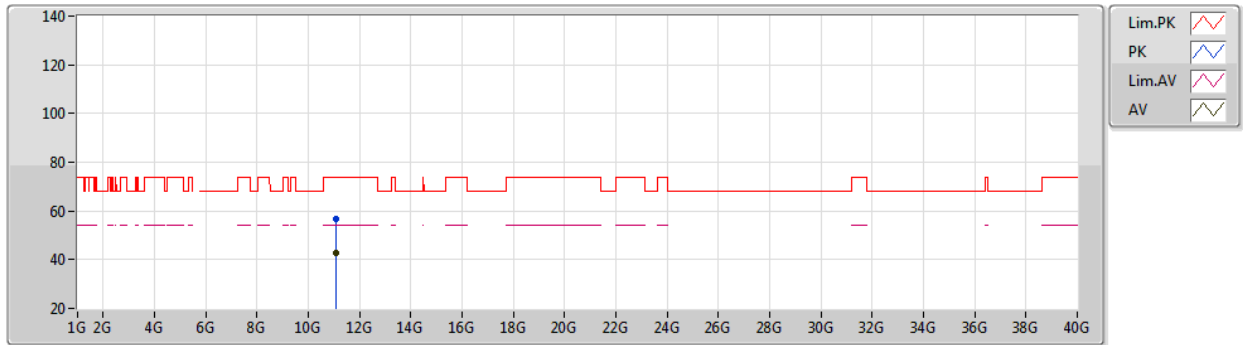
EUT_Z_2TX
Setting 46
04-E-B-2-10

Type	Freq (Hz)	Level (dBuV/m)	Limit (dBuV/m)	Margin (dB)	Raw (dBuV)	Dist (m)	Condition	Azimuth (°)	Height (m)	Comment	AF (dB)	CL (dB)	PA (dB)
PK	5.4582G	62.38	74.00	-11.62	55.61	3	Horizontal	108	2.46	-	33.63	5.83	32.69
AV	5.457G	48.62	54.00	-5.38	41.85	3	Horizontal	108	2.46	-	33.63	5.83	32.69
PK	5.4648G	61.87	68.20	-6.33	55.06	3	Horizontal	108	2.46	-	33.66	5.83	32.68
PK	5.547G	117.00	Inf	-Inf	110.02	3	Horizontal	108	2.46	-	33.80	5.87	32.69
AV	5.5458G	103.55	Inf	-Inf	96.56	3	Horizontal	108	2.46	-	33.80	5.87	32.68

802.11ax HEW40_Nss1,(MCS0)_2TX

02/01/2021

5550MHz_TX



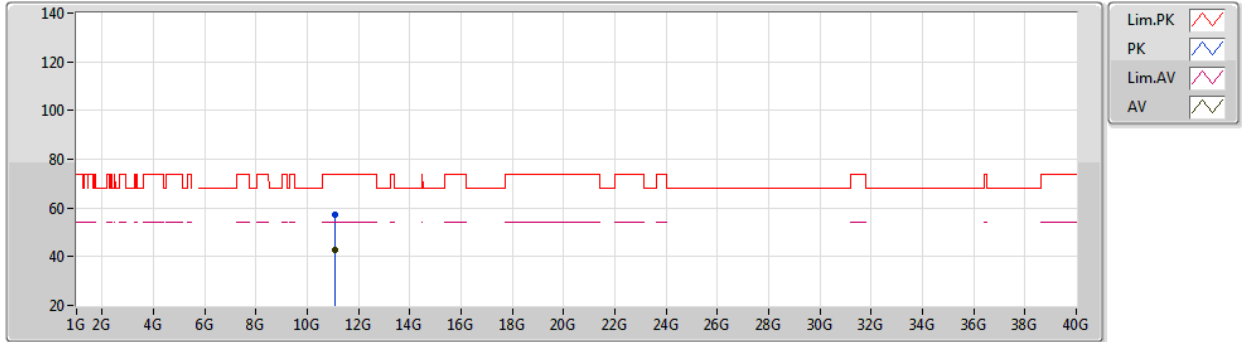
EUT Z_2TX
Setting 46
04-E-B-2

Type	Freq (Hz)	Level (dBuV/m)	Limit (dBuV/m)	Margin (dB)	Raw (dBuV)	Dist (m)	Condition	Azimuth (°)	Height (m)	Comment	AF (dB)	CL (dB)	PA (dB)
PK	11.09921G	56.52	74.00	-17.48	42.01	3	Vertical	127	1.51	-	39.20	9.15	33.84
AV	11.10086G	42.75	54.00	-11.25	28.24	3	Vertical	127	1.51	-	39.20	9.15	33.84

802.11ax HEW40_Nss1,(MCS0)_2TX

02/01/2021

5550MHz_TX



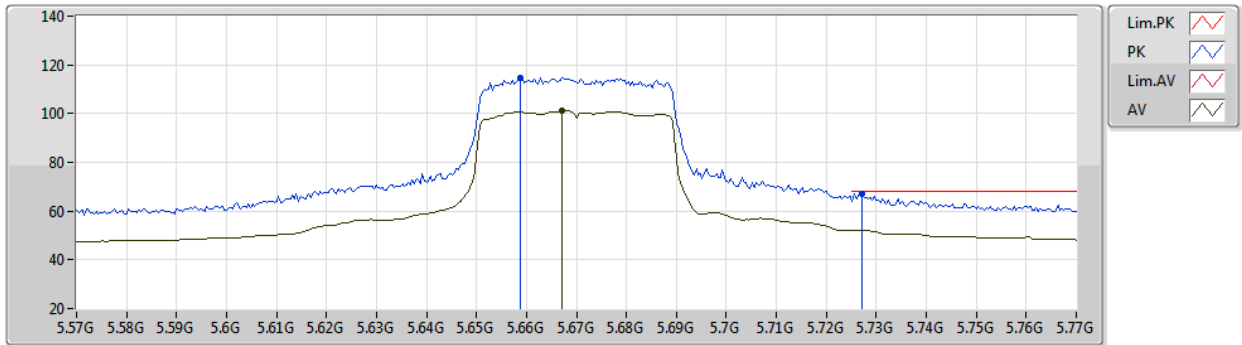
EUT Z_2TX
Setting 46
04-E-B-2

Type	Freq (Hz)	Level (dBuV/m)	Limit (dBuV/m)	Margin (dB)	Raw (dBuV)	Dist (m)	Condition	Azimuth (°)	Height (m)	Comment	AF (dB)	CL (dB)	PA (dB)
PK	11.10039G	56.99	74.00	-17.01	42.48	3	Horizontal	308	2.89	-	39.20	9.15	33.84
AV	11.09906G	42.77	54.00	-11.23	28.26	3	Horizontal	308	2.89	-	39.20	9.15	33.84

802.11ax HEW40_Nss1,(MCS0)_2TX

02/01/2021

5670MHz_TX



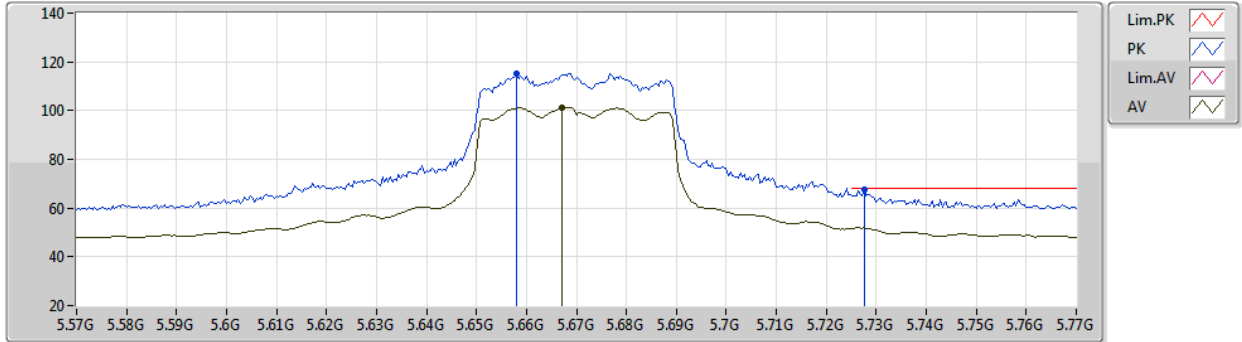
EUT Z_2TX
Setting 44
04-E-B-2-10

Type	Freq (Hz)	Level (dBuV/m)	Limit (dBuV/m)	Margin (dB)	Raw (dBuV)	Dist (m)	Condition	Azimuth (°)	Height (m)	Comment	AF (dB)	CL (dB)	PA (dB)
PK	5.6588G	114.80	Inf	-Inf	107.67	3	Vertical	44	2.48	-	33.92	5.93	32.72
AV	5.6672G	101.17	Inf	-Inf	94.03	3	Vertical	44	2.48	-	33.93	5.93	32.72
PK	5.7272G	67.27	68.20	-0.93	59.94	3	Vertical	44	2.48	-	34.11	5.96	32.74

802.11ax HEW40_Nss1,(MCS0)_2TX

02/01/2021

5670MHz_TX



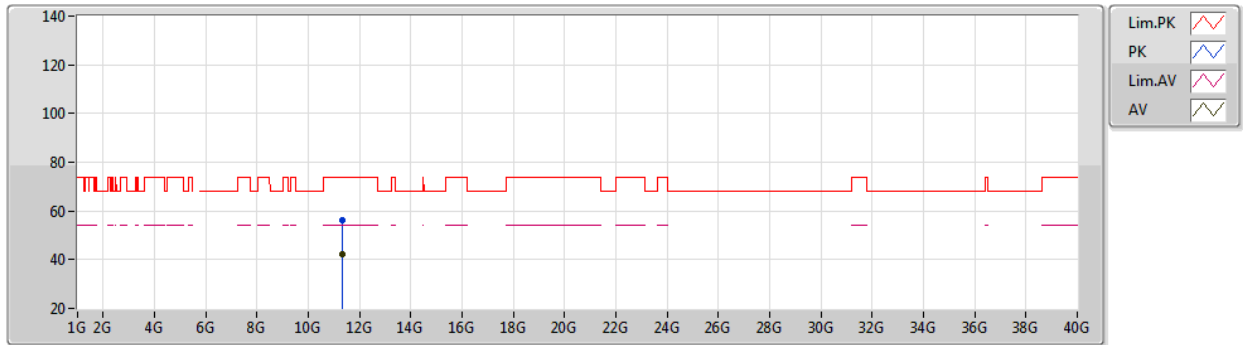
EUT Z_2TX
Setting 44
04-E-B-2-10

Type	Freq (Hz)	Level (dBuV/m)	Limit (dBuV/m)	Margin (dB)	Raw (dBuV)	Dist (m)	Condition	Azimuth (°)	Height (m)	Comment	AF (dB)	CL (dB)	PA (dB)
PK	5.658G	115.21	Inf	-Inf	108.08	3	Horizontal	232	2.22	-	33.92	5.93	32.72
AV	5.6672G	101.46	Inf	-Inf	94.32	3	Horizontal	232	2.22	-	33.93	5.93	32.72
PK	5.7276G	67.55	68.20	-0.65	60.22	3	Horizontal	232	2.22	-	34.11	5.96	32.74

802.11ax HEW40_Nss1,(MCS0)_2TX

02/01/2021

5670MHz_TX



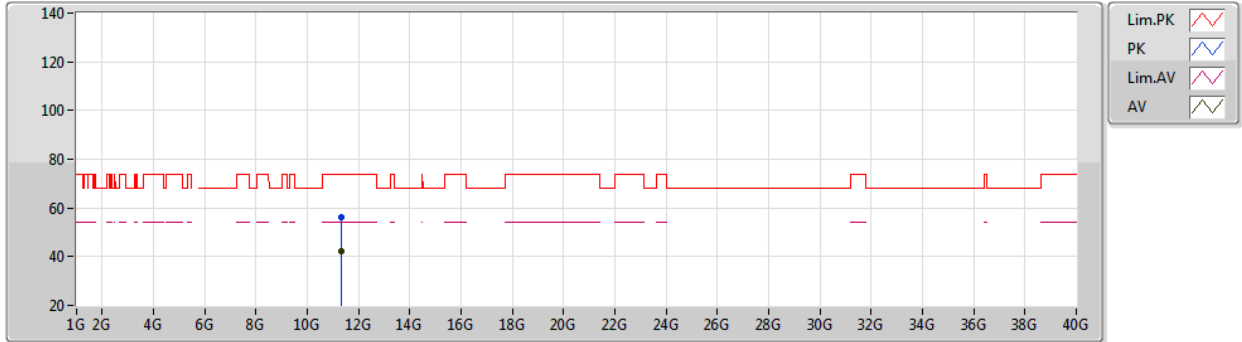
EUT Z_2TX
Setting 44
04-E-B-2

Type	Freq (Hz)	Level (dBuV/m)	Limit (dBuV/m)	Margin (dB)	Raw (dBuV)	Dist (m)	Condition	Azimuth (°)	Height (m)	Comment	AF (dB)	CL (dB)	PA (dB)
PK	11.34084G	56.29	74.00	-17.71	41.74	3	Vertical	296	2.99	-	39.26	9.27	33.98
AV	11.34038G	42.50	54.00	-11.50	27.95	3	Vertical	296	2.99	-	39.26	9.27	33.98

802.11ax HEW40_Nss1,(MCS0)_2TX

02/01/2021

5670MHz_TX



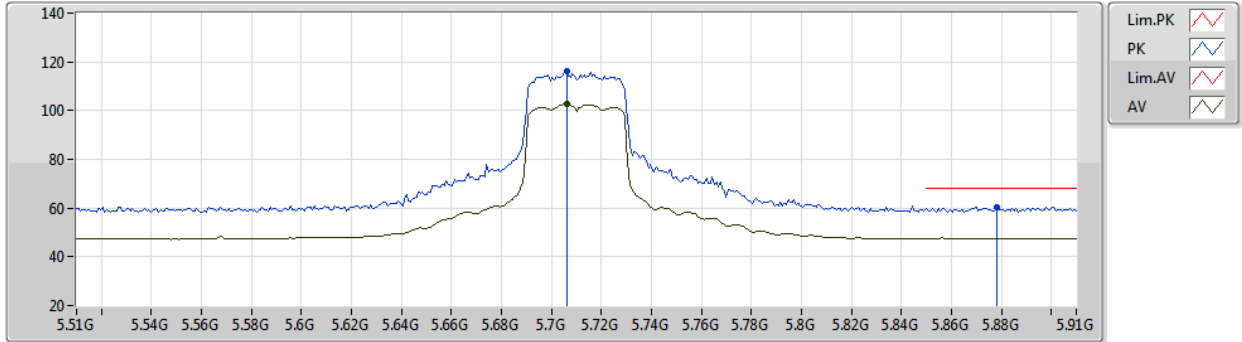
EUT Z_2TX
Setting 44
04-E-B-2

Type	Freq (Hz)	Level (dBuV/m)	Limit (dBuV/m)	Margin (dB)	Raw (dBuV)	Dist (m)	Condition	Azimuth (°)	Height (m)	Comment	AF (dB)	CL (dB)	PA (dB)
PK	11.33972G	56.29	74.00	-17.71	41.74	3	Horizontal	268	1.00	-	39.26	9.27	33.98
AV	11.33928G	42.50	54.00	-11.50	27.95	3	Horizontal	268	1.00	-	39.26	9.27	33.98

802.11ax HEW40_Nss1,(MCS0)_2TX

02/01/2021

5710MHz Straddle 5.47-5.725GHz_TX



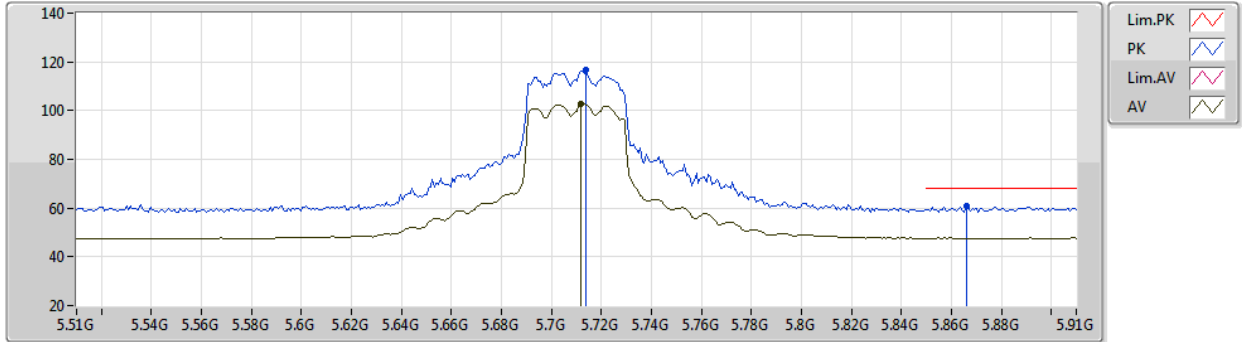
EUT_Z_2TX
Setting 46
04-E-B-2-10

Type	Freq (Hz)	Level (dBuV/m)	Limit (dBuV/m)	Margin (dB)	Raw (dBuV)	Dist (m)	Condition	Azimuth (°)	Height (m)	Comment	AF (dB)	CL (dB)	PA (dB)
PK	5.706G	115.96	Inf	-Inf	108.73	3	Vertical	37	2.35	-	34.02	5.95	32.74
AV	5.706G	102.64	Inf	-Inf	95.41	3	Vertical	37	2.35	-	34.02	5.95	32.74
PK	5.878G	60.48	68.20	-7.72	52.52	3	Vertical	37	2.35	-	34.67	6.08	32.79

802.11ax HEW40_Nss1,(MCS0)_2TX

02/01/2021

5710MHz Straddle 5.47-5.725GHz_TX

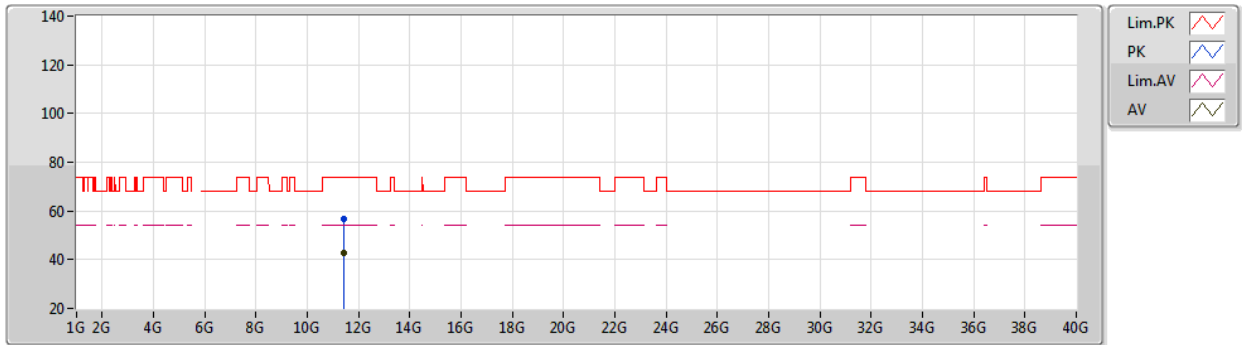


EUT_Z_2TX
Setting 46
04-E-B-2-10

Type	Freq (Hz)	Level (dBuV/m)	Limit (dBuV/m)	Margin (dB)	Raw (dBuV)	Dist (m)	Condition	Azimuth (°)	Height (m)	Comment	AF (dB)	CL (dB)	PA (dB)
PK	5.714G	116.60	Inf	-Inf	109.32	3	Horizontal	231	2.22	-	34.06	5.96	32.74
AV	5.7116G	102.94	Inf	-Inf	95.67	3	Horizontal	231	2.22	-	34.05	5.96	32.74
PK	5.866G	60.66	68.20	-7.54	52.78	3	Horizontal	231	2.22	-	34.60	6.07	32.79

802.11ax HEW40_Nss1,(MCS0)_2TX
5710MHz Straddle 5.47-5.725GHz_TX

02/01/2021

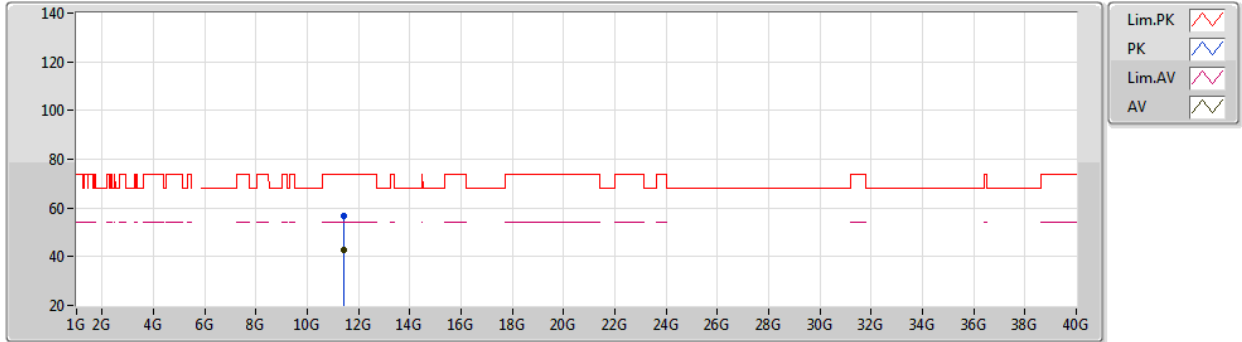


EUT Z_2TX
Setting 46
04-E-B-2

Type	Freq (Hz)	Level (dBuV/m)	Limit (dBuV/m)	Margin (dB)	Raw (dBuV)	Dist (m)	Condition	Azimuth (°)	Height (m)	Comment	AF (dB)	CL (dB)	PA (dB)
PK	11.41951G	56.59	74.00	-17.41	42.10	3	Vertical	168	2.32	-	39.20	9.31	34.02
AV	11.41928G	42.84	54.00	-11.16	28.35	3	Vertical	168	2.32	-	39.20	9.31	34.02

802.11ax HEW40_Nss1,(MCS0)_2TX
5710MHz Straddle 5.47-5.725GHz_TX

02/01/2021



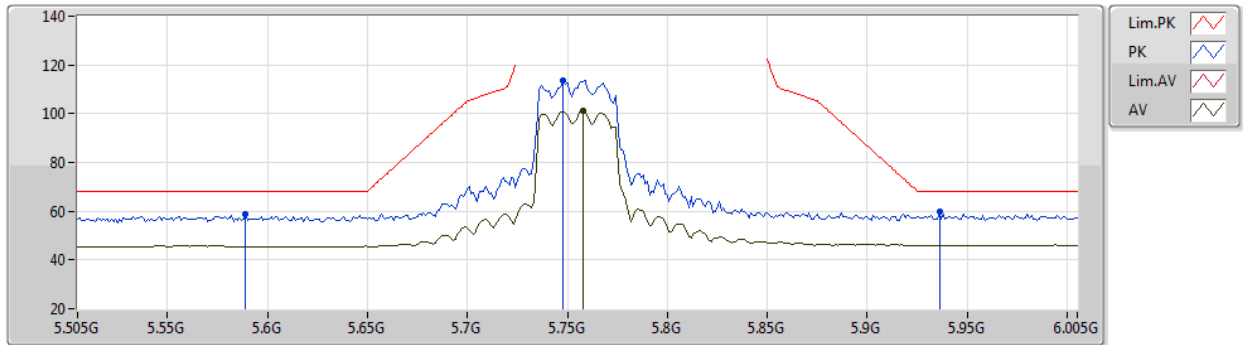
EUT Z_2TX
Setting 46
04-E-B-2

Type	Freq (Hz)	Level (dBuV/m)	Limit (dBuV/m)	Margin (dB)	Raw (dBuV)	Dist (m)	Condition	Azimuth (°)	Height (m)	Comment	AF (dB)	CL (dB)	PA (dB)
PK	11.42025G	56.80	74.00	-17.20	42.31	3	Horizontal	157	2.52	-	39.20	9.31	34.02
AV	11.42058G	42.87	54.00	-11.13	28.38	3	Horizontal	157	2.52	-	39.20	9.31	34.02

802.11ax HEW40_Nss1,(MCS0)_2TX

27/01/2021

5755MHz_TX



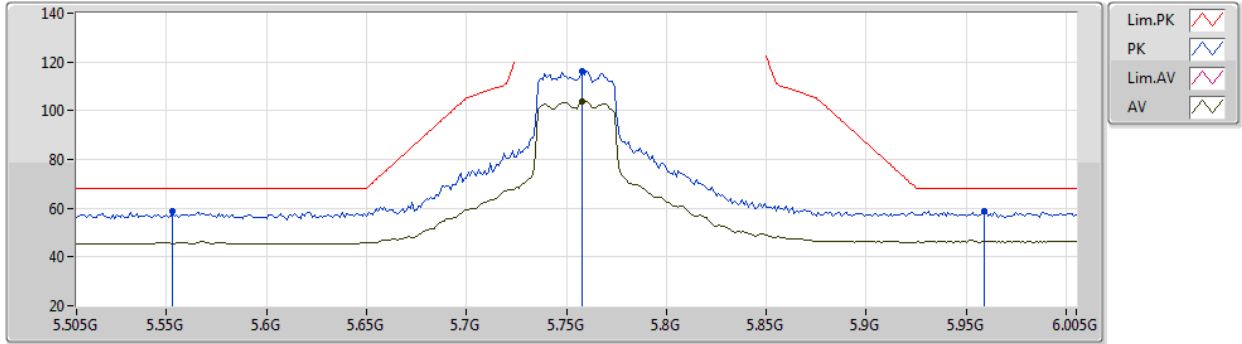
EUT Y_2TX
Setting 45
06-C-K-4-10

Type	Freq (Hz)	Level (dBuV/m)	Limit (dBuV/m)	Margin (dB)	Raw (dBuV)	Dist (m)	Condition	Azimuth (°)	Height (m)	Comment	AF (dB)	CL (dB)	PA (dB)
PK	5.589G	58.84	68.20	-9.36	53.98	3	Vertical	66	2.18	-	31.50	5.19	31.83
PK	5.748G	113.72	Inf	-Inf	108.31	3	Vertical	66	2.18	-	31.89	5.27	31.75
AV	5.758G	101.18	Inf	-Inf	95.73	3	Vertical	66	2.18	-	31.92	5.28	31.75
PK	5.936G	59.67	68.20	-8.53	53.59	3	Vertical	66	2.18	-	32.30	5.44	31.66

802.11ax HEW40_Nss1,(MCS0)_2TX

27/01/2021

5755MHz_TX



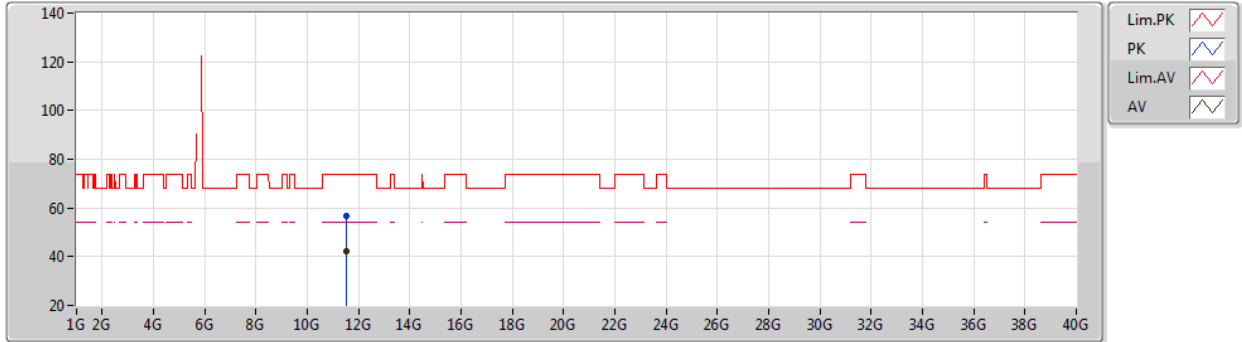
EUT Y_2TX
Setting 45
06-C-K-4-10

Type	Freq (Hz)	Level (dBuV/m)	Limit (dBuV/m)	Margin (dB)	Raw (dBuV)	Dist (m)	Condition	Azimuth (°)	Height (m)	Comment	AF (dB)	CL (dB)	PA (dB)
PK	5.553G	58.91	68.20	-9.29	54.10	3	Horizontal	291	2.40	-	31.50	5.15	31.84
PK	5.758G	116.10	Inf	-Inf	110.65	3	Horizontal	291	2.40	-	31.92	5.28	31.75
AV	5.758G	103.87	Inf	-Inf	98.42	3	Horizontal	291	2.40	-	31.92	5.28	31.75
PK	5.959G	58.71	68.20	-9.49	52.60	3	Horizontal	291	2.40	-	32.30	5.46	31.65

802.11ax HEW40_Nss1,(MCS0)_2TX

27/01/2021

5755MHz_TX



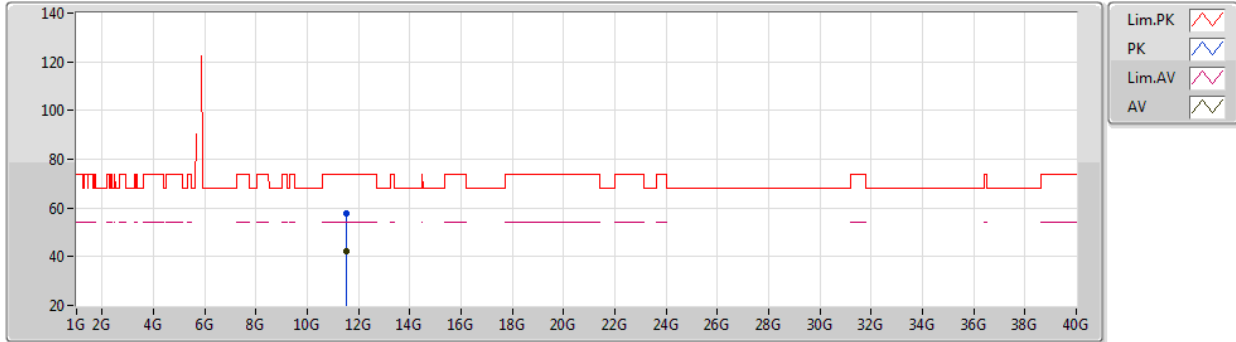
EUT Y_2TX
Setting 45
06-C-K-4

Type	Freq (Hz)	Level (dBuV/m)	Limit (dBuV/m)	Margin (dB)	Raw (dBuV)	Dist (m)	Condition	Azimuth (°)	Height (m)	Comment	AF (dB)	CL (dB)	PA (dB)
PK	11.5174G	56.91	74.00	-17.09	42.88	3	Vertical	145	2.57	-	39.93	8.31	34.21
AV	11.51084G	42.26	54.00	-11.74	28.21	3	Vertical	145	2.57	-	39.96	8.30	34.21

802.11ax HEW40_Nss1,(MCS0)_2TX

27/01/2021

5755MHz_TX



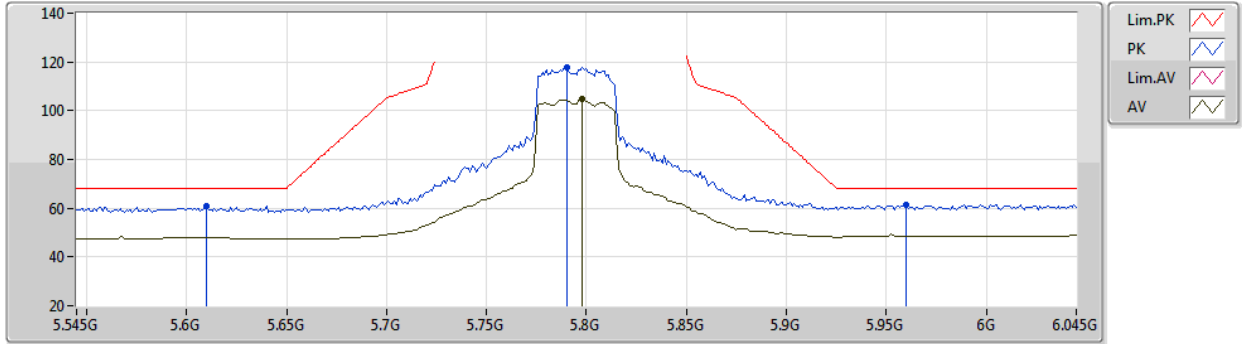
EUT Y_2TX
Setting 45
06-C-K-4

Type	Freq (Hz)	Level (dBuV/m)	Limit (dBuV/m)	Margin (dB)	Raw (dBuV)	Dist (m)	Condition	Azimuth (°)	Height (m)	Comment	AF (dB)	CL (dB)	PA (dB)
PK	11.50332G	57.52	74.00	-16.48	43.44	3	Horizontal	302	1.30	-	39.99	8.30	34.21
AV	11.50076G	42.28	54.00	-11.72	28.19	3	Horizontal	302	1.30	-	40.00	8.30	34.21

802.11ax HEW40_Nss1,(MCS0)_2TX

02/01/2021

5795MHz_TX



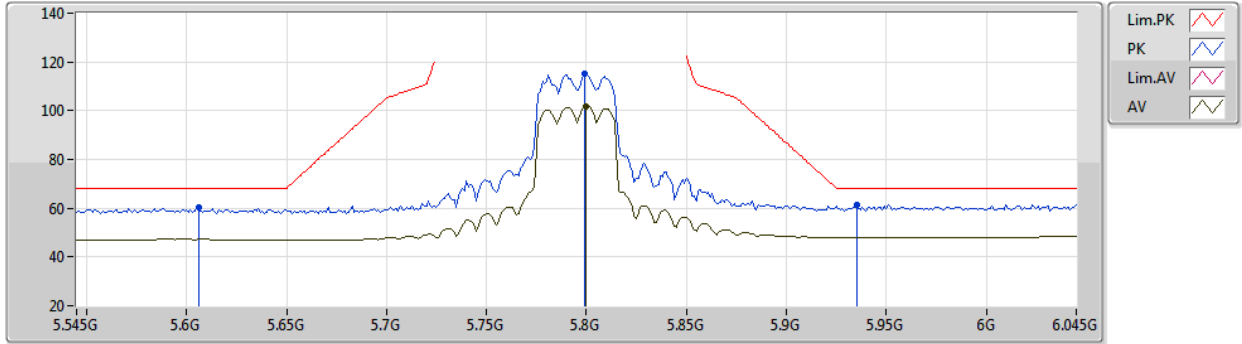
EUT_Z_2TX
Setting 46
04-E-B-2-10

Type	Freq (Hz)	Level (dBuV/m)	Limit (dBuV/m)	Margin (dB)	Raw (dBuV)	Dist (m)	Condition	Azimuth (°)	Height (m)	Comment	AF (dB)	CL (dB)	PA (dB)
PK	5.61G	60.79	68.20	-7.41	53.69	3	Vertical	77	2.72	-	33.90	5.91	32.71
PK	5.79G	117.81	Inf	-Inf	110.37	3	Vertical	77	2.72	-	34.20	6.00	32.76
AV	5.798G	104.70	Inf	-Inf	97.27	3	Vertical	77	2.72	-	34.20	6.00	32.77
PK	5.96G	61.37	68.20	-6.83	52.99	3	Vertical	77	2.72	-	35.04	6.16	32.82

802.11ax HEW40_Nss1,(MCS0)_2TX

02/01/2021

5795MHz_TX



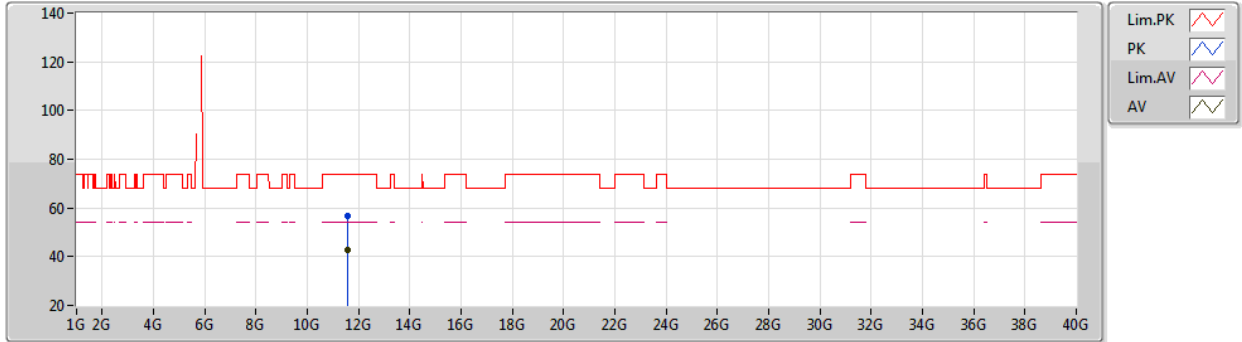
EUT_Z_2TX
Setting 46
04-E-B-2-10

Type	Freq (Hz)	Level (dBuV/m)	Limit (dBuV/m)	Margin (dB)	Raw (dBuV)	Dist (m)	Condition	Azimuth (°)	Height (m)	Comment	AF (dB)	CL (dB)	PA (dB)
PK	5.606G	60.22	68.20	-7.98	53.12	3	Horizontal	106	2.31	-	33.90	5.90	32.70
PK	5.799G	115.15	Inf	-Inf	107.72	3	Horizontal	106	2.31	-	34.20	6.00	32.77
AV	5.8G	101.63	Inf	-Inf	94.20	3	Horizontal	106	2.31	-	34.20	6.00	32.77
PK	5.935G	61.53	68.20	-6.67	53.26	3	Horizontal	106	2.31	-	34.94	6.14	32.81

802.11ax HEW40_Nss1,(MCS0)_2TX

02/01/2021

5795MHz_TX



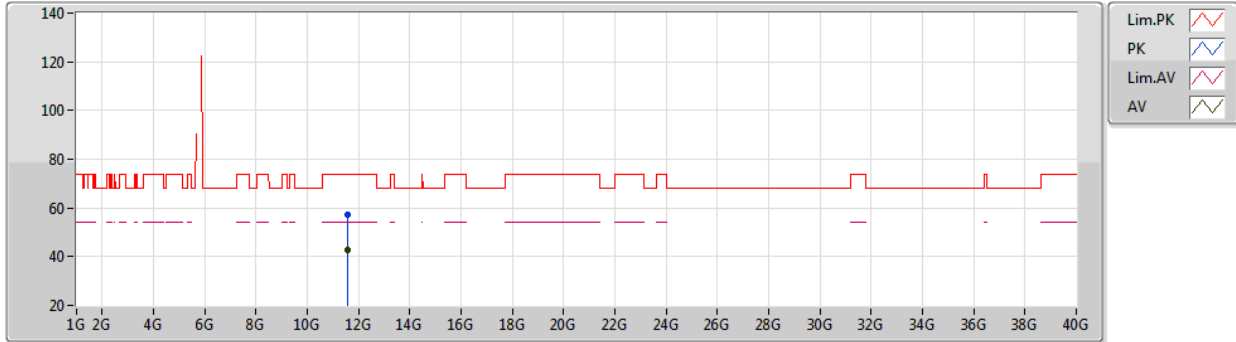
EUT Z_2TX
Setting 46
04-E-B-2

Type	Freq (Hz)	Level (dBuV/m)	Limit (dBuV/m)	Margin (dB)	Raw (dBuV)	Dist (m)	Condition	Azimuth (°)	Height (m)	Comment	AF (dB)	CL (dB)	PA (dB)
PK	11.58928G	56.49	74.00	-17.51	42.12	3	Vertical	178	2.01	-	39.11	9.39	34.13
AV	11.59001G	42.84	54.00	-11.16	28.46	3	Vertical	178	2.01	-	39.11	9.40	34.13

802.11ax HEW40_Nss1,(MCS0)_2TX

02/01/2021

5795MHz_TX



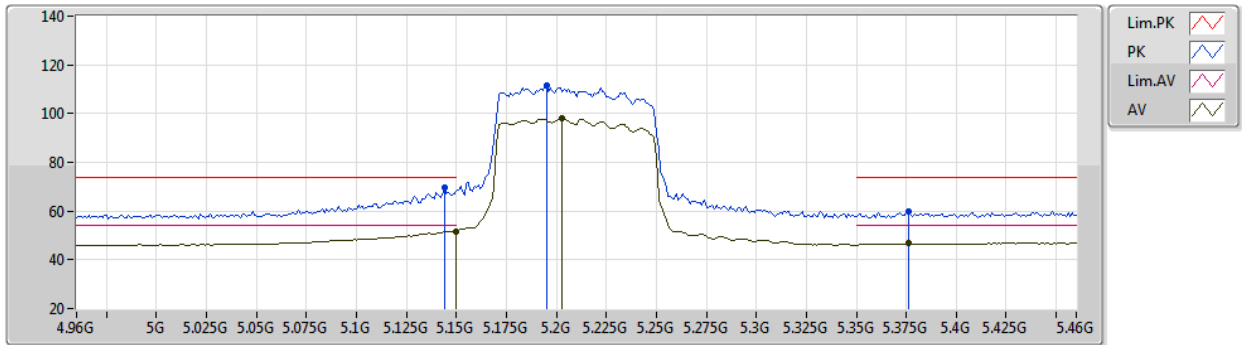
EUT Z_2TX
Setting 46
04-E-B-2

Type	Freq (Hz)	Level (dBuV/m)	Limit (dBuV/m)	Margin (dB)	Raw (dBuV)	Dist (m)	Condition	Azimuth (°)	Height (m)	Comment	AF (dB)	CL (dB)	PA (dB)
PK	11.58956G	57.41	74.00	-16.59	43.04	3	Horizontal	319	2.17	-	39.11	9.39	34.13
AV	11.58995G	42.84	54.00	-11.16	28.47	3	Horizontal	319	2.17	-	39.11	9.39	34.13

802.11ax HEW80_Nss1,(MCS0)_2TX

02/01/2021

5210MHz_TX



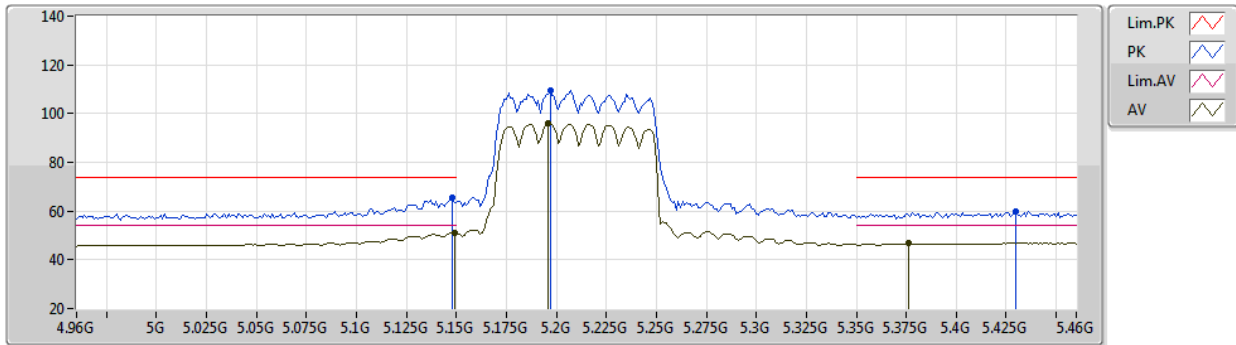
EUT_Z_2TX
Setting 40
04-E-B-2-10

Type	Freq (Hz)	Level (dBuV/m)	Limit (dBuV/m)	Margin (dB)	Raw (dBuV)	Dist (m)	Condition	Azimuth (°)	Height (m)	Comment	AF (dB)	CL (dB)	PA (dB)
PK	5.144G	69.47	74.00	-4.53	63.83	3	Vertical	248	2.47	-	32.80	5.64	32.80
AV	5.15G	51.75	54.00	-2.25	46.10	3	Vertical	248	2.47	-	32.80	5.65	32.80
PK	5.195G	111.70	Inf	-Inf	105.89	3	Vertical	248	2.47	-	32.89	5.70	32.78
AV	5.203G	97.99	Inf	-Inf	92.17	3	Vertical	248	2.47	-	32.90	5.70	32.78
PK	5.376G	59.88	74.00	-14.12	53.59	3	Vertical	248	2.47	-	33.21	5.79	32.71
AV	5.376G	46.97	54.00	-7.03	40.68	3	Vertical	248	2.47	-	33.21	5.79	32.71

802.11ax HEW80_Nss1,(MCS0)_2TX

02/01/2021

5210MHz_TX



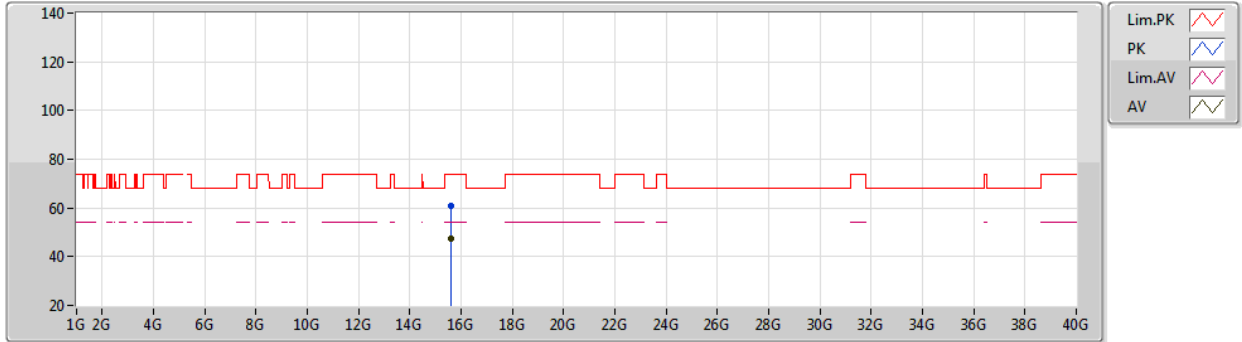
EUT_Z_2TX
Setting 40
04-E-B-2-10

Type	Freq (Hz)	Level (dBuV/m)	Limit (dBuV/m)	Margin (dB)	Raw (dBuV)	Dist (m)	Condition	Azimuth (°)	Height (m)	Comment	AF (dB)	CL (dB)	PA (dB)
PK	5.148G	65.64	74.00	-8.36	59.99	3	Horizontal	147	2.33	-	32.80	5.65	32.80
AV	5.149G	51.18	54.00	-2.82	45.53	3	Horizontal	147	2.33	-	32.80	5.65	32.80
PK	5.197G	109.52	Inf	-Inf	103.71	3	Horizontal	147	2.33	-	32.89	5.70	32.78
AV	5.196G	96.13	Inf	-Inf	90.32	3	Horizontal	147	2.33	-	32.89	5.70	32.78
PK	5.43G	59.98	74.00	-14.02	53.35	3	Horizontal	147	2.33	-	33.52	5.81	32.70
AV	5.376G	46.79	54.00	-7.21	40.50	3	Horizontal	147	2.33	-	33.21	5.79	32.71

802.11ax HEW80_Nss1,(MCS0)_2TX

02/01/2021

5210MHz_TX



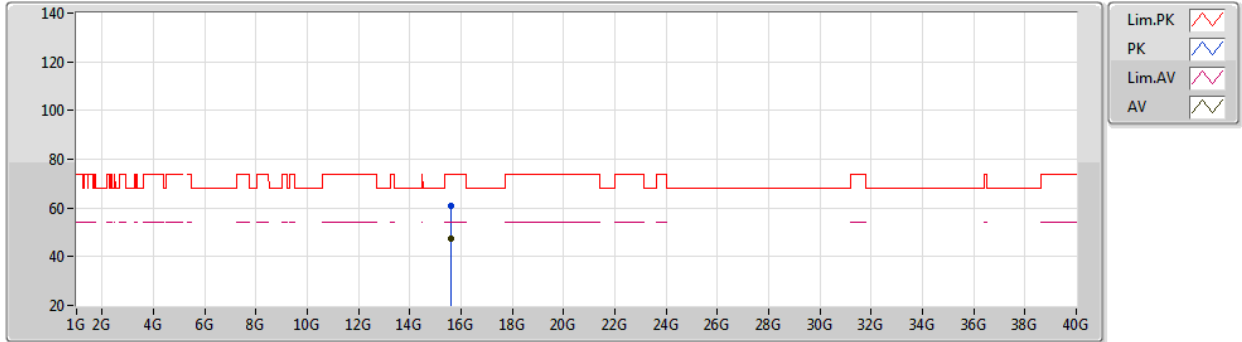
EUT Z_2TX
Setting 40
04-E-B-2

Type	Freq (Hz)	Level (dBuV/m)	Limit (dBuV/m)	Margin (dB)	Raw (dBuV)	Dist (m)	Condition	Azimuth (°)	Height (m)	Comment	AF (dB)	CL (dB)	PA (dB)
PK	15.62981G	61.04	74.00	-12.96	45.20	3	Vertical	115	2.77	-	38.36	11.82	34.34
AV	15.62953G	47.23	54.00	-6.77	31.39	3	Vertical	115	2.77	-	38.36	11.82	34.34

802.11ax HEW80_Nss1,(MCS0)_2TX

02/01/2021

5210MHz_TX



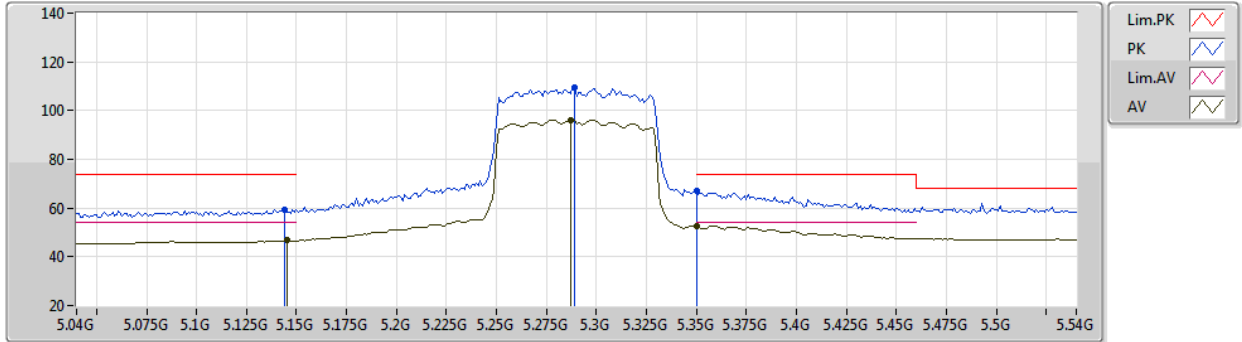
EUT Z_2TX
Setting 40
04-E-B-2

Type	Freq (Hz)	Level (dBuV/m)	Limit (dBuV/m)	Margin (dB)	Raw (dBuV)	Dist (m)	Condition	Azimuth (°)	Height (m)	Comment	AF (dB)	CL (dB)	PA (dB)
PK	15.62911G	60.71	74.00	-13.29	44.87	3	Horizontal	102	1.45	-	38.36	11.82	34.34
AV	15.62999G	47.24	54.00	-6.76	31.40	3	Horizontal	102	1.45	-	38.36	11.82	34.34

802.11ax HEW80_Nss1,(MCS0)_2TX

02/01/2021

5290MHz_TX



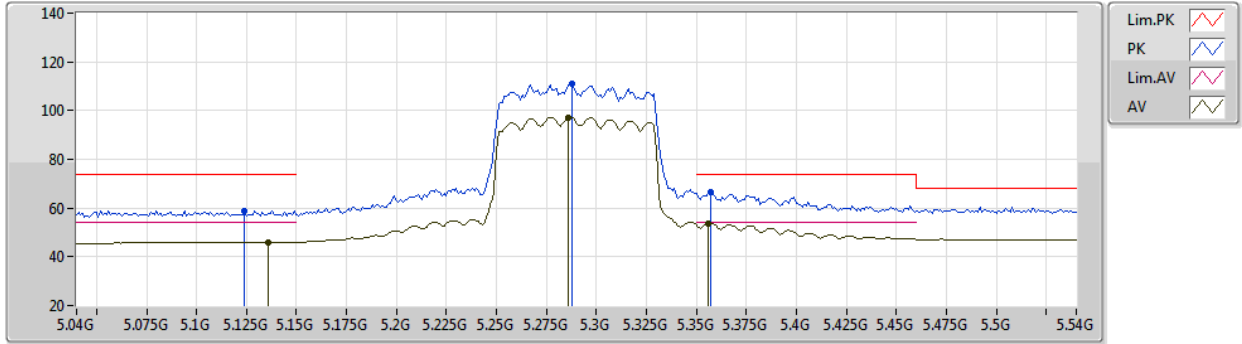
EUT_Z_2TX
Setting 41
04-E-B-2-10

Type	Freq (Hz)	Level (dBuV/m)	Limit (dBuV/m)	Margin (dB)	Raw (dBuV)	Dist (m)	Condition	Azimuth (°)	Height (m)	Comment	AF (dB)	CL (dB)	PA (dB)
PK	5.144G	59.55	74.00	-14.45	53.91	3	Vertical	109	2.40	-	32.80	5.64	32.80
AV	5.145G	46.65	54.00	-7.35	41.00	3	Vertical	109	2.40	-	32.80	5.65	32.80
PK	5.289G	109.71	Inf	-Inf	103.74	3	Vertical	109	2.40	-	32.98	5.74	32.75
AV	5.287G	96.27	Inf	-Inf	90.31	3	Vertical	109	2.40	-	32.97	5.74	32.75
PK	5.35G	66.96	74.00	-7.04	60.90	3	Vertical	109	2.40	-	33.00	5.78	32.72
AV	5.35G	52.53	54.00	-1.47	46.47	3	Vertical	109	2.40	-	33.00	5.78	32.72

802.11ax HEW80_Nss1,(MCS0)_2TX

02/01/2021

5290MHz_TX



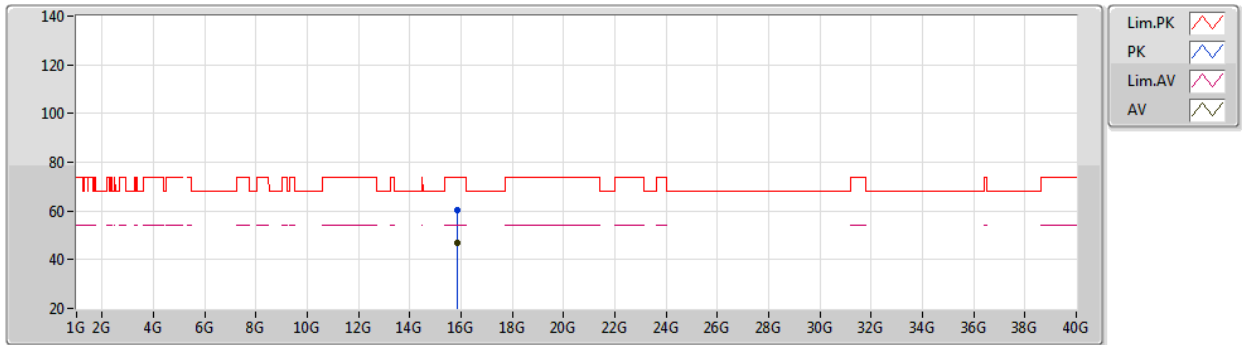
EUT_Z_2TX
Setting 41
04-E-B-2-10

Type	Freq (Hz)	Level (dBuV/m)	Limit (dBuV/m)	Margin (dB)	Raw (dBuV)	Dist (m)	Condition	Azimuth (°)	Height (m)	Comment	AF (dB)	CL (dB)	PA (dB)
PK	5.124G	58.91	74.00	-15.09	53.30	3	Horizontal	108	2.53	-	32.80	5.62	32.81
AV	5.136G	45.98	54.00	-8.02	40.34	3	Horizontal	108	2.53	-	32.80	5.64	32.80
PK	5.288G	110.89	Inf	-Inf	104.92	3	Horizontal	108	2.53	-	32.98	5.74	32.75
AV	5.286G	97.24	Inf	-Inf	91.28	3	Horizontal	108	2.53	-	32.97	5.74	32.75
PK	5.357G	66.64	74.00	-7.36	60.52	3	Horizontal	108	2.53	-	33.06	5.78	32.72
AV	5.356G	53.85	54.00	-0.15	47.74	3	Horizontal	108	2.53	-	33.05	5.78	32.72

802.11ax HEW80_Nss1,(MCS0)_2TX

02/01/2021

5290MHz_TX



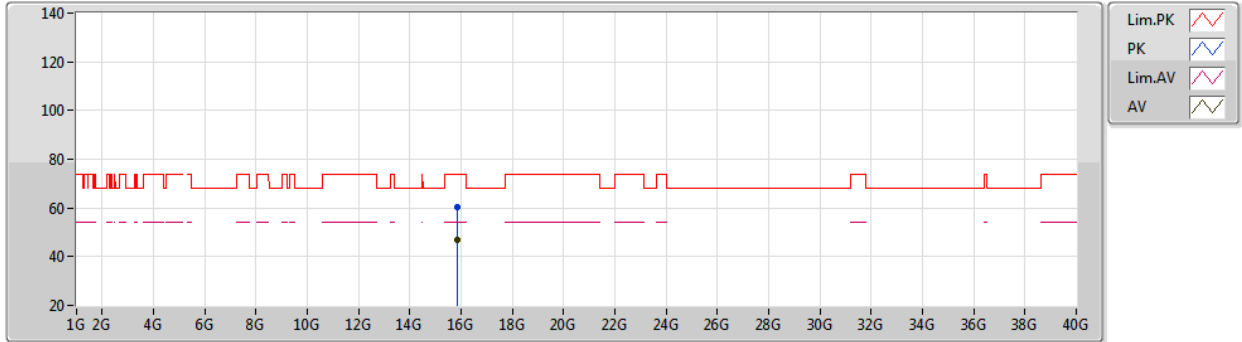
EUT Z_2TX
Setting 41
04-E-B-2

Type	Freq (Hz)	Level (dBuV/m)	Limit (dBuV/m)	Margin (dB)	Raw (dBuV)	Dist (m)	Condition	Azimuth (°)	Height (m)	Comment	AF (dB)	CL (dB)	PA (dB)
PK	15.87092G	60.16	74.00	-13.84	44.15	3	Vertical	241	1.76	-	38.50	12.00	34.49
AV	15.86966G	46.75	54.00	-7.25	30.74	3	Vertical	241	1.76	-	38.50	12.00	34.49

802.11ax HEW80_Nss1,(MCS0)_2TX

02/01/2021

5290MHz_TX



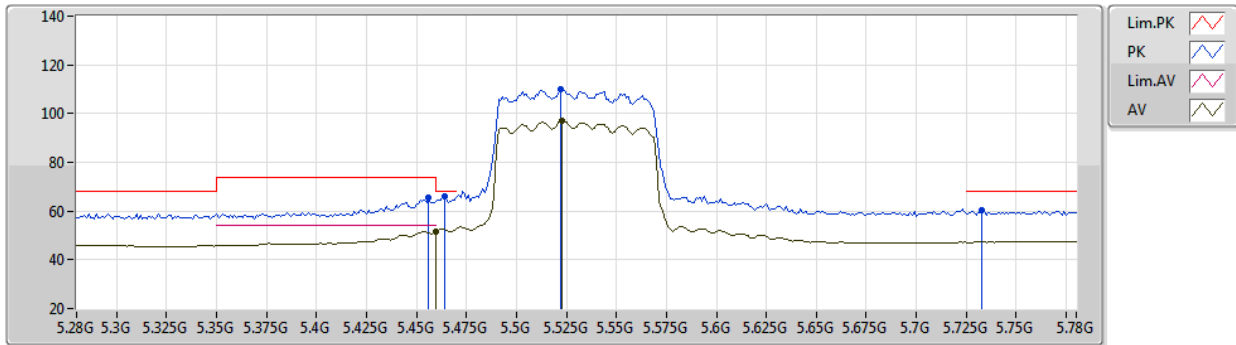
EUT Z_2TX
Setting 41
04-E-B-2

Type	Freq (Hz)	Level (dBuV/m)	Limit (dBuV/m)	Margin (dB)	Raw (dBuV)	Dist (m)	Condition	Azimuth (°)	Height (m)	Comment	AF (dB)	CL (dB)	PA (dB)
PK	15.87092G	60.46	74.00	-13.54	44.45	3	Horizontal	163	2.41	-	38.50	12.00	34.49
AV	15.86976G	46.77	54.00	-7.23	30.76	3	Horizontal	163	2.41	-	38.50	12.00	34.49

802.11ax HEW80_Nss1,(MCS0)_2TX

02/01/2021

5530MHz_TX



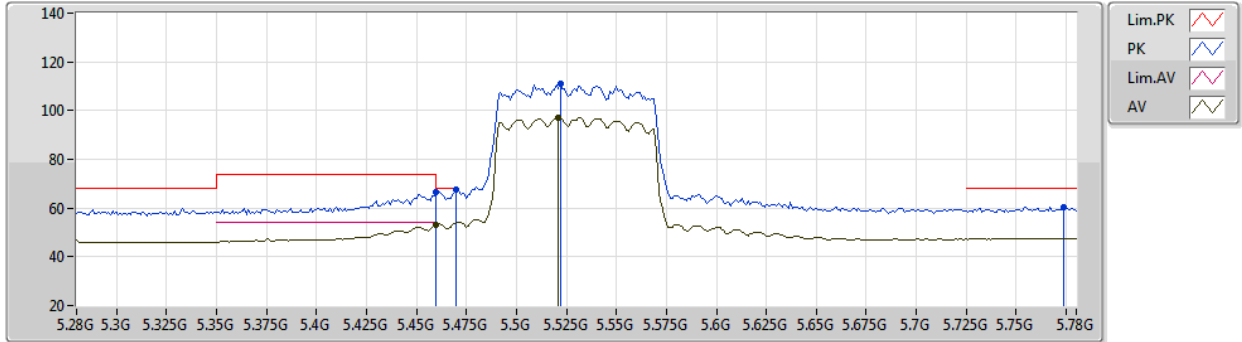
EUT_Z_2TX
Setting 39
04-E-B-2-10

Type	Freq (Hz)	Level (dBuV/m)	Limit (dBuV/m)	Margin (dB)	Raw (dBuV)	Dist (m)	Condition	Azimuth (°)	Height (m)	Comment	AF (dB)	CL (dB)	PA (dB)
PK	5.456G	65.46	74.00	-8.54	58.70	3	Vertical	104	2.33	-	33.62	5.83	32.69
AV	5.46G	51.73	54.00	-2.27	44.94	3	Vertical	104	2.33	-	33.64	5.83	32.68
PK	5.464G	66.02	68.20	-2.18	59.21	3	Vertical	104	2.33	-	33.66	5.83	32.68
PK	5.522G	110.02	Inf	-Inf	103.04	3	Vertical	104	2.33	-	33.80	5.86	32.68
AV	5.523G	96.87	Inf	-Inf	89.89	3	Vertical	104	2.33	-	33.80	5.86	32.68
PK	5.733G	60.50	68.20	-7.70	53.14	3	Vertical	104	2.33	-	34.13	5.97	32.74

802.11ax HEW80_Nss1,(MCS0)_2TX

02/01/2021

5530MHz_TX



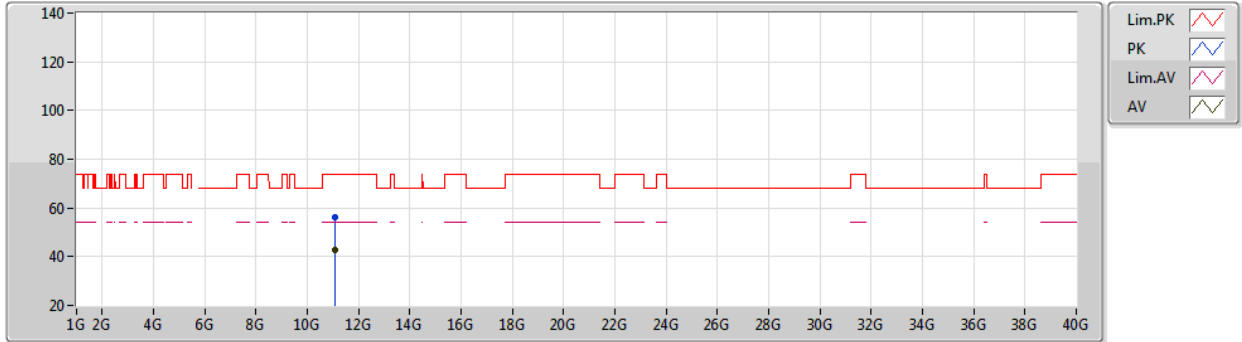
EUT_Z_2TX
Setting 39
04-E-B-2-10

Type	Freq (Hz)	Level (dBuV/m)	Limit (dBuV/m)	Margin (dB)	Raw (dBuV)	Dist (m)	Condition	Azimuth (°)	Height (m)	Comment	AF (dB)	CL (dB)	PA (dB)
PK	5.46G	66.43	74.00	-7.57	59.64	3	Horizontal	108	2.38	-	33.64	5.83	32.68
AV	5.46G	53.21	54.00	-0.79	46.42	3	Horizontal	108	2.38	-	33.64	5.83	32.68
PK	5.47G	67.82	68.20	-0.38	60.99	3	Horizontal	108	2.38	-	33.68	5.83	32.68
PK	5.522G	111.03	Inf	-Inf	104.05	3	Horizontal	108	2.38	-	33.80	5.86	32.68
AV	5.521G	97.19	Inf	-Inf	90.21	3	Horizontal	108	2.38	-	33.80	5.86	32.68
PK	5.774G	60.43	68.20	-7.77	53.00	3	Horizontal	108	2.38	-	34.20	5.99	32.76

802.11ax HEW80_Nss1,(MCS0)_2TX

02/01/2021

5530MHz_TX



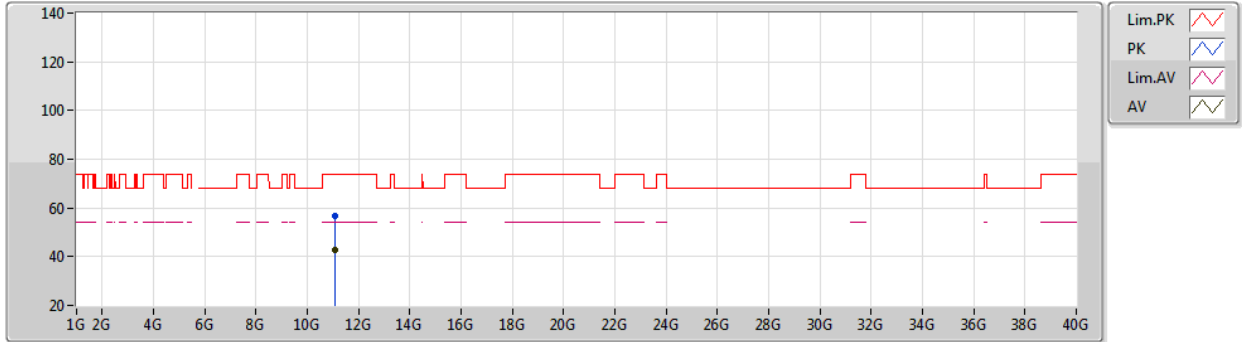
EUT Z_2TX
Setting 39
04-E-B-2

Type	Freq (Hz)	Level (dBuV/m)	Limit (dBuV/m)	Margin (dB)	Raw (dBuV)	Dist (m)	Condition	Azimuth (°)	Height (m)	Comment	AF (dB)	CL (dB)	PA (dB)
PK	11.06057G	56.03	74.00	-17.97	41.52	3	Vertical	86	1.75	-	39.20	9.13	33.82
AV	11.0595G	42.57	54.00	-11.43	28.05	3	Vertical	86	1.75	-	39.20	9.13	33.81

802.11ax HEW80_Nss1,(MCS0)_2TX

02/01/2021

5530MHz_TX



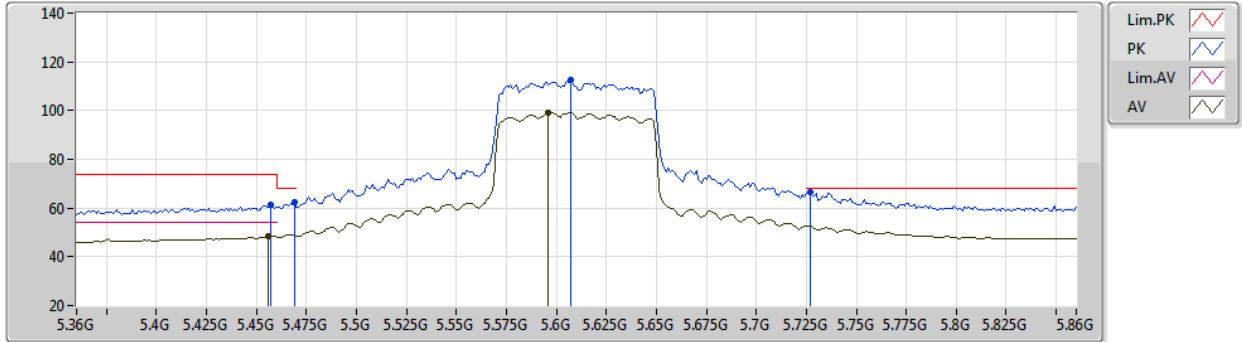
EUT Z_2TX
Setting 39
04-E-B-2

Type	Freq (Hz)	Level (dBuV/m)	Limit (dBuV/m)	Margin (dB)	Raw (dBuV)	Dist (m)	Condition	Azimuth (°)	Height (m)	Comment	AF (dB)	CL (dB)	PA (dB)
PK	11.06092G	56.60	74.00	-17.40	42.09	3	Horizontal	231	2.50	-	39.20	9.13	33.82
AV	11.05926G	42.57	54.00	-11.43	28.05	3	Horizontal	231	2.50	-	39.20	9.13	33.81

802.11ax HEW80_Nss1,(MCS0)_2TX

02/01/2021

5610MHz_TX



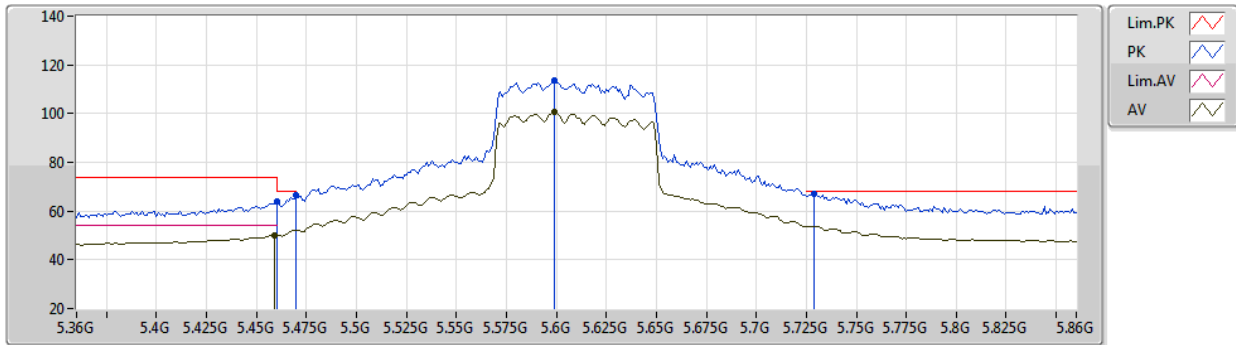
EUT_Z_2TX
Setting 46
04-E-B-2-10

Type	Freq (Hz)	Level (dBuV/m)	Limit (dBuV/m)	Margin (dB)	Raw (dBuV)	Dist (m)	Condition	Azimuth (°)	Height (m)	Comment	AF (dB)	CL (dB)	PA (dB)
PK	5.457G	61.14	74.00	-12.86	54.37	3	Vertical	35	2.40	-	33.63	5.83	32.69
AV	5.456G	48.44	54.00	-5.56	41.68	3	Vertical	35	2.40	-	33.62	5.83	32.69
PK	5.469G	62.67	68.20	-5.53	55.84	3	Vertical	35	2.40	-	33.68	5.83	32.68
PK	5.607G	112.81	Inf	-Inf	105.71	3	Vertical	35	2.40	-	33.90	5.90	32.70
AV	5.596G	99.32	Inf	-Inf	92.23	3	Vertical	35	2.40	-	33.89	5.90	32.70
PK	5.727G	66.63	68.20	-1.57	59.30	3	Vertical	35	2.40	-	34.11	5.96	32.74

802.11ax HEW80_Nss1,(MCS0)_2TX

02/01/2021

5610MHz_TX



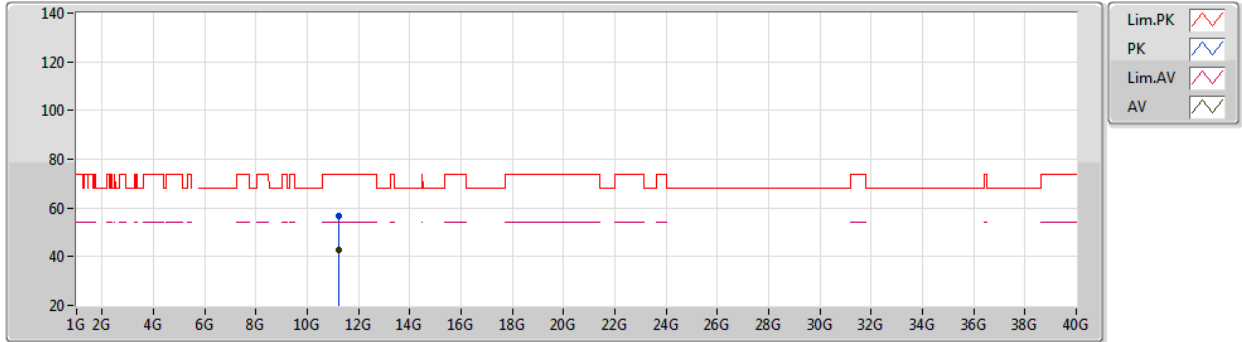
EUT Z_2TX
Setting 46
04-E-B-2-10

Type	Freq (Hz)	Level (dBuV/m)	Limit (dBuV/m)	Margin (dB)	Raw (dBuV)	Dist (m)	Condition	Azimuth (°)	Height (m)	Comment	AF (dB)	CL (dB)	PA (dB)
PK	5.46G	63.99	74.00	-10.01	57.20	3	Horizontal	222	2.78	-	33.64	5.83	32.68
AV	5.459G	50.19	54.00	-3.81	43.40	3	Horizontal	222	2.78	-	33.64	5.83	32.68
PK	5.47G	66.33	68.20	-1.87	59.50	3	Horizontal	222	2.78	-	33.68	5.83	32.68
PK	5.599G	113.70	Inf	-Inf	106.60	3	Horizontal	222	2.78	-	33.90	5.90	32.70
AV	5.599G	100.51	Inf	-Inf	93.41	3	Horizontal	222	2.78	-	33.90	5.90	32.70
PK	5.729G	67.07	68.20	-1.13	59.73	3	Horizontal	222	2.78	-	34.12	5.96	32.74

802.11ax HEW80_Nss1,(MCS0)_2TX

02/01/2021

5610MHz_TX



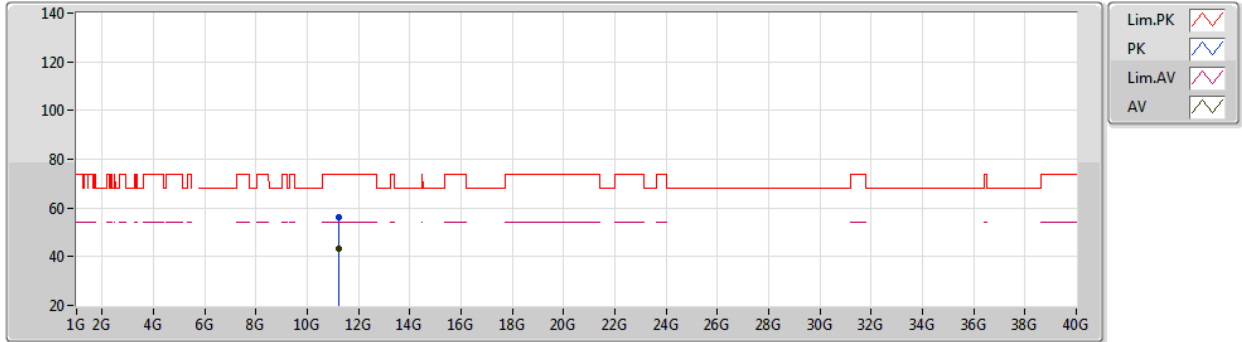
EUT Z_2TX
Setting 46
04-E-B-2

Type	Freq (Hz)	Level (dBuV/m)	Limit (dBuV/m)	Margin (dB)	Raw (dBuV)	Dist (m)	Condition	Azimuth (°)	Height (m)	Comment	AF (dB)	CL (dB)	PA (dB)
PK	11.22068G	56.59	74.00	-17.41	42.15	3	Vertical	330	2.49	-	39.14	9.21	33.91
AV	11.22032G	43.01	54.00	-10.99	28.57	3	Vertical	330	2.49	-	39.14	9.21	33.91

802.11ax HEW80_Nss1,(MCS0)_2TX

02/01/2021

5610MHz_TX



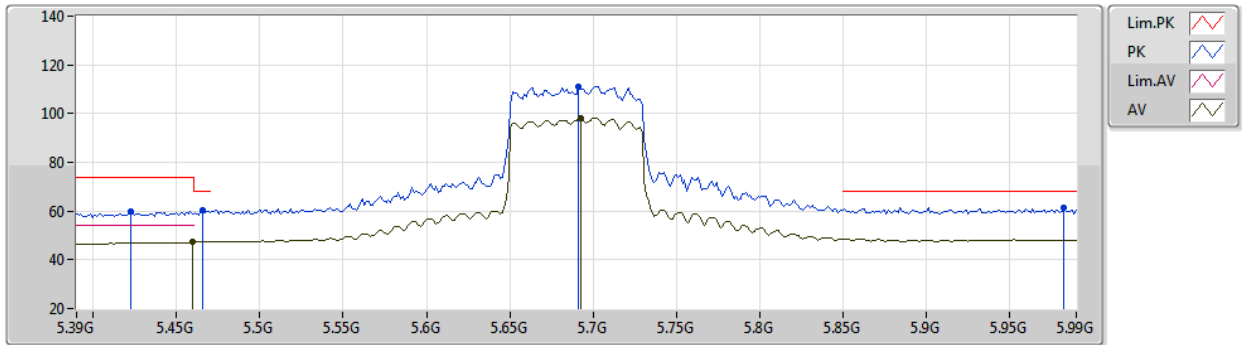
EUT Z_2TX
Setting 46
04-E-B-2

Type	Freq (Hz)	Level (dBuV/m)	Limit (dBuV/m)	Margin (dB)	Raw (dBuV)	Dist (m)	Condition	Azimuth (°)	Height (m)	Comment	AF (dB)	CL (dB)	PA (dB)
PK	11.21943G	56.38	74.00	-17.62	41.94	3	Horizontal	238	2.45	-	39.14	9.21	33.91
AV	11.22078G	43.03	54.00	-10.97	28.59	3	Horizontal	238	2.45	-	39.14	9.21	33.91

802.11ax HEW80_Nss1,(MCS0)_2TX

02/01/2021

5690MHz Straddle 5.47-5.725GHz_TX



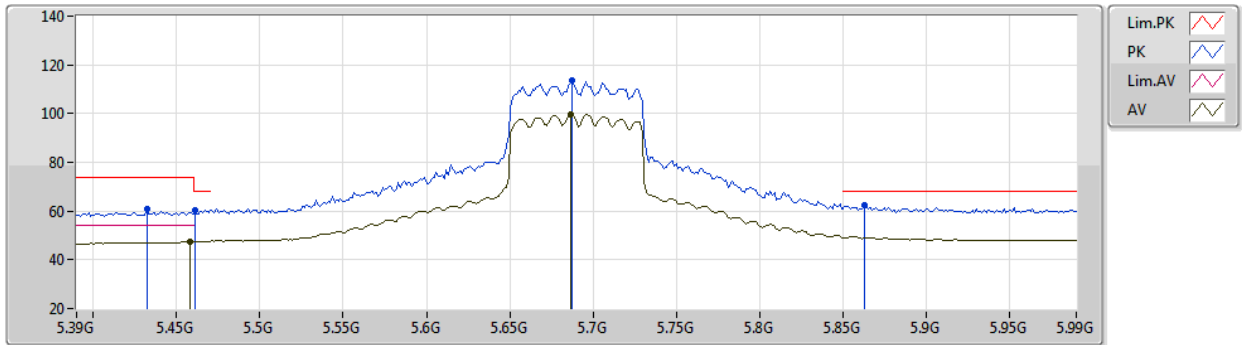
EUT_Z_2TX
Setting 46
04-E-B-2-10

Type	Freq (Hz)	Level (dBuV/m)	Limit (dBuV/m)	Margin (dB)	Raw (dBuV)	Dist (m)	Condition	Azimuth (°)	Height (m)	Comment	AF (dB)	CL (dB)	PA (dB)
PK	5.4224G	59.86	74.00	-14.14	53.26	3	Vertical	106	2.28	-	33.49	5.81	32.70
PK	5.4656G	60.30	68.20	-7.90	53.49	3	Vertical	106	2.28	-	33.66	5.83	32.68
AV	5.4596G	47.37	54.00	-6.63	40.58	3	Vertical	106	2.28	-	33.64	5.83	32.68
PK	5.6912G	111.25	Inf	-Inf	104.05	3	Vertical	106	2.28	-	33.98	5.95	32.73
AV	5.6924G	98.30	Inf	-Inf	91.10	3	Vertical	106	2.28	-	33.98	5.95	32.73
PK	5.9828G	61.44	68.20	-6.76	52.95	3	Vertical	106	2.28	-	35.13	6.18	32.82

802.11ax HEW80_Nss1,(MCS0)_2TX

02/01/2021

5690MHz Straddle 5.47-5.725GHz_TX

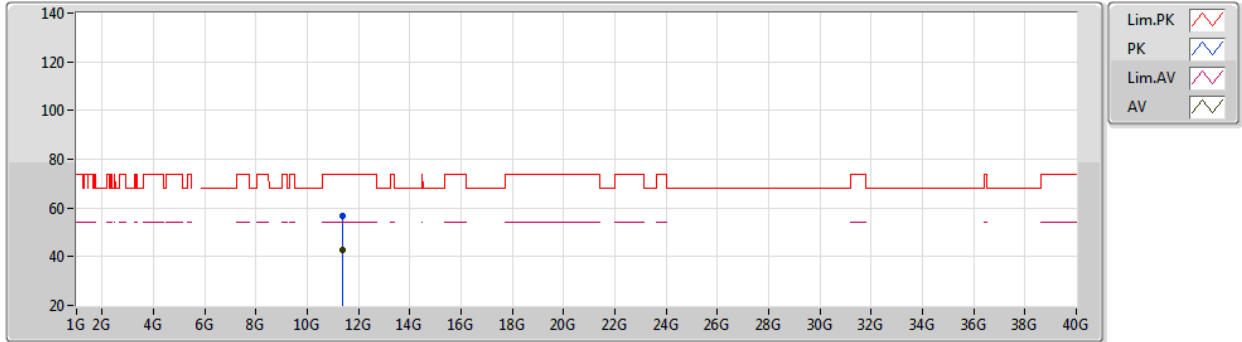


EUT_Z_2TX
Setting 46
04-E-B-2-10

Type	Freq (Hz)	Level (dBuV/m)	Limit (dBuV/m)	Margin (dB)	Raw (dBuV)	Dist (m)	Condition	Azimuth (°)	Height (m)	Comment	AF (dB)	CL (dB)	PA (dB)
PK	5.432G	60.68	74.00	-13.32	54.02	3	Horizontal	230	2.72	-	33.53	5.82	32.69
PK	5.4608G	60.56	68.20	-7.64	53.77	3	Horizontal	230	2.72	-	33.64	5.83	32.68
AV	5.4584G	47.33	54.00	-6.67	40.55	3	Horizontal	230	2.72	-	33.63	5.83	32.68
PK	5.6876G	113.63	Inf	-Inf	106.44	3	Horizontal	230	2.72	-	33.98	5.94	32.73
AV	5.6864G	99.56	Inf	-Inf	92.38	3	Horizontal	230	2.72	-	33.97	5.94	32.73
PK	5.8628G	62.25	68.20	-5.95	54.40	3	Horizontal	230	2.72	-	34.58	6.06	32.79

802.11ax HEW80_Nss1,(MCS0)_2TX
5690MHz Straddle 5.47-5.725GHz_TX

02/01/2021

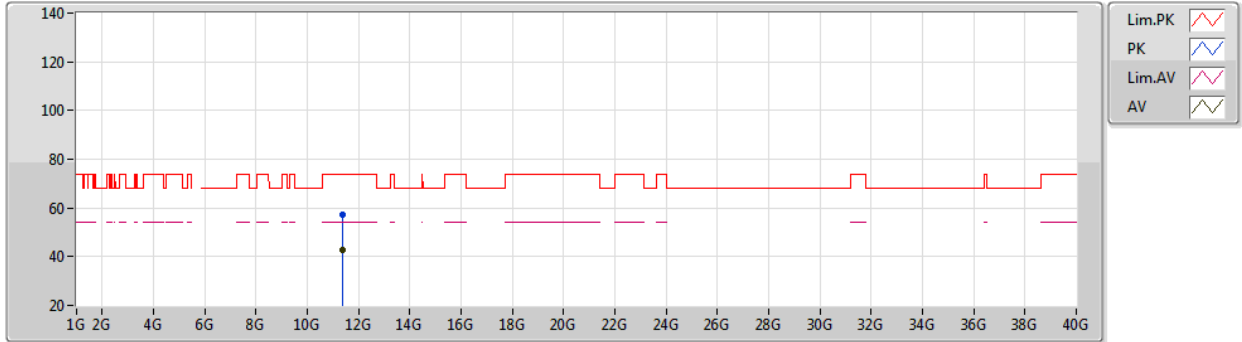


EUT Z_2TX
Setting 46
04-E-B-2

Type	Freq (Hz)	Level (dBuV/m)	Limit (dBuV/m)	Margin (dB)	Raw (dBuV)	Dist (m)	Condition	Azimuth (°)	Height (m)	Comment	AF (dB)	CL (dB)	PA (dB)
PK	11.38074G	56.87	74.00	-17.13	42.36	3	Vertical	250	2.16	-	39.22	9.29	34.00
AV	11.37911G	42.93	54.00	-11.07	28.42	3	Vertical	250	2.16	-	39.22	9.29	34.00

802.11ax HEW80_Nss1,(MCS0)_2TX
5690MHz Straddle 5.47-5.725GHz_TX

02/01/2021



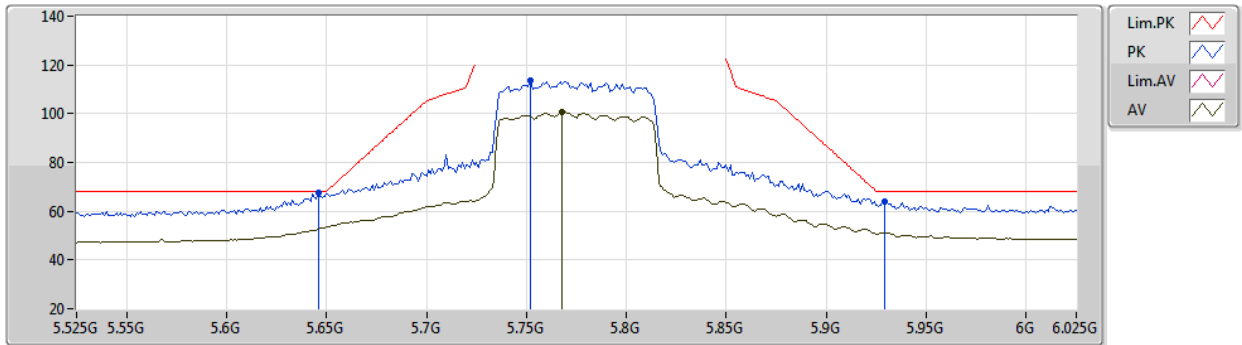
EUT_Z_2TX
Setting 46
04-E-B-2

Type	Freq (Hz)	Level (dBuV/m)	Limit (dBuV/m)	Margin (dB)	Raw (dBuV)	Dist (m)	Condition	Azimuth (°)	Height (m)	Comment	AF (dB)	CL (dB)	PA (dB)
PK	11.37903G	57.34	74.00	-16.66	42.83	3	Horizontal	21	2.99	-	39.22	9.29	34.00
AV	11.37916G	42.99	54.00	-11.01	28.48	3	Horizontal	21	2.99	-	39.22	9.29	34.00

802.11ax HEW80_Nss1,(MCS0)_2TX

02/01/2021

5775MHz_TX



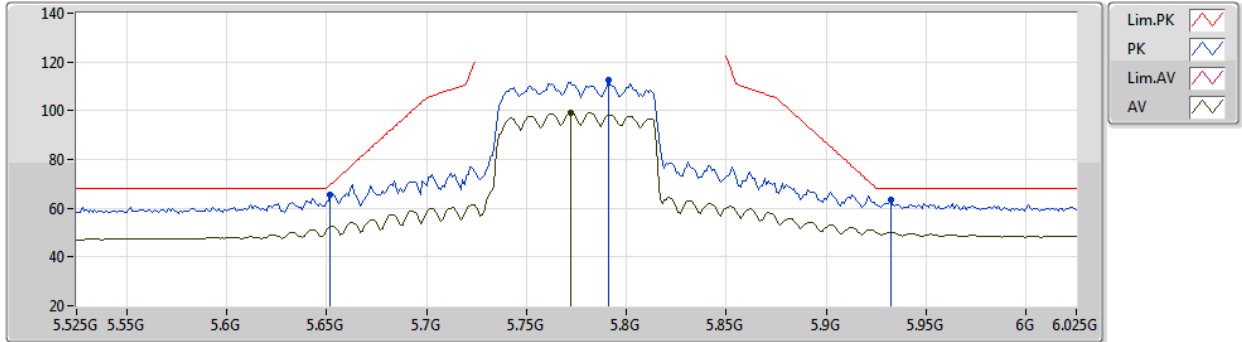
EUT_Z_2TX
Setting 46
04-E-B-2-10

Type	Freq (Hz)	Level (dBuV/m)	Limit (dBuV/m)	Margin (dB)	Raw (dBuV)	Dist (m)	Condition	Azimuth (°)	Height (m)	Comment	AF (dB)	CL (dB)	PA (dB)
PK	5.646G	67.69	68.20	-0.51	60.59	3	Vertical	75	2.62	-	33.90	5.92	32.72
PK	5.752G	113.38	Inf	-Inf	105.95	3	Vertical	75	2.62	-	34.20	5.98	32.75
AV	5.768G	100.47	Inf	-Inf	93.05	3	Vertical	75	2.62	-	34.20	5.98	32.76
PK	5.929G	63.85	68.20	-4.35	55.61	3	Vertical	75	2.62	-	34.92	6.13	32.81

802.11ax HEW80_Nss1,(MCS0)_2TX

02/01/2021

5775MHz_TX



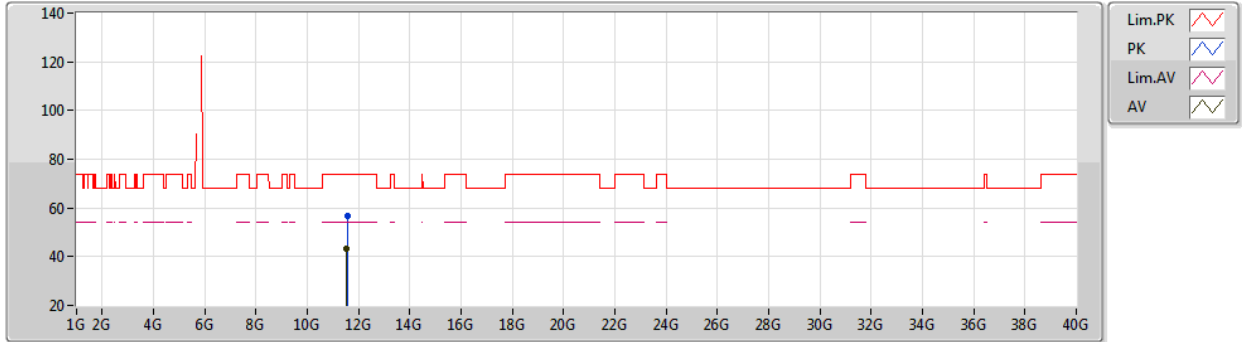
EUT_Z_2TX
Setting 46
04-E-B-2-10

Type	Freq (Hz)	Level (dBuV/m)	Limit (dBuV/m)	Margin (dB)	Raw (dBuV)	Dist (m)	Condition	Azimuth (°)	Height (m)	Comment	AF (dB)	CL (dB)	PA (dB)
PK	5.652G	65.68	69.68	-4.00	58.57	3	Horizontal	216	2.29	-	33.90	5.93	32.72
PK	5.791G	112.77	Inf	-Inf	105.33	3	Horizontal	216	2.29	-	34.20	6.00	32.76
AV	5.772G	99.23	Inf	-Inf	91.80	3	Horizontal	216	2.29	-	34.20	5.99	32.76
PK	5.932G	63.28	68.20	-4.92	55.03	3	Horizontal	216	2.29	-	34.93	6.13	32.81

802.11ax HEW80_Nss1,(MCS0)_2TX

02/01/2021

5775MHz_TX



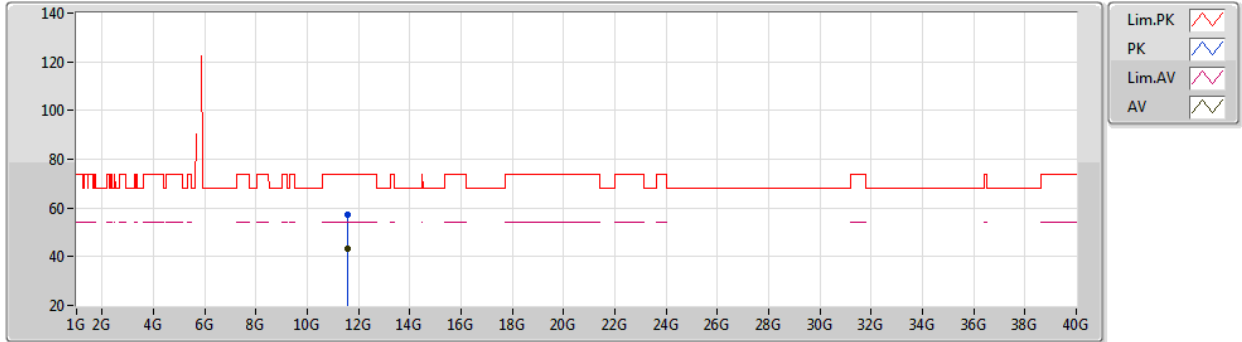
EUT Z_2TX
Setting 46
04-E-B-2

Type	Freq (Hz)	Level (dBuV/m)	Limit (dBuV/m)	Margin (dB)	Raw (dBuV)	Dist (m)	Condition	Azimuth (°)	Height (m)	Comment	AF (dB)	CL (dB)	PA (dB)
PK	11.54972G	56.88	74.00	-17.12	42.46	3	Vertical	76	2.53	-	39.15	9.37	34.10
AV	11.54906G	43.15	54.00	-10.85	28.73	3	Vertical	76	2.53	-	39.15	9.37	34.10

802.11ax HEW80_Nss1,(MCS0)_2TX

02/01/2021

5775MHz_TX



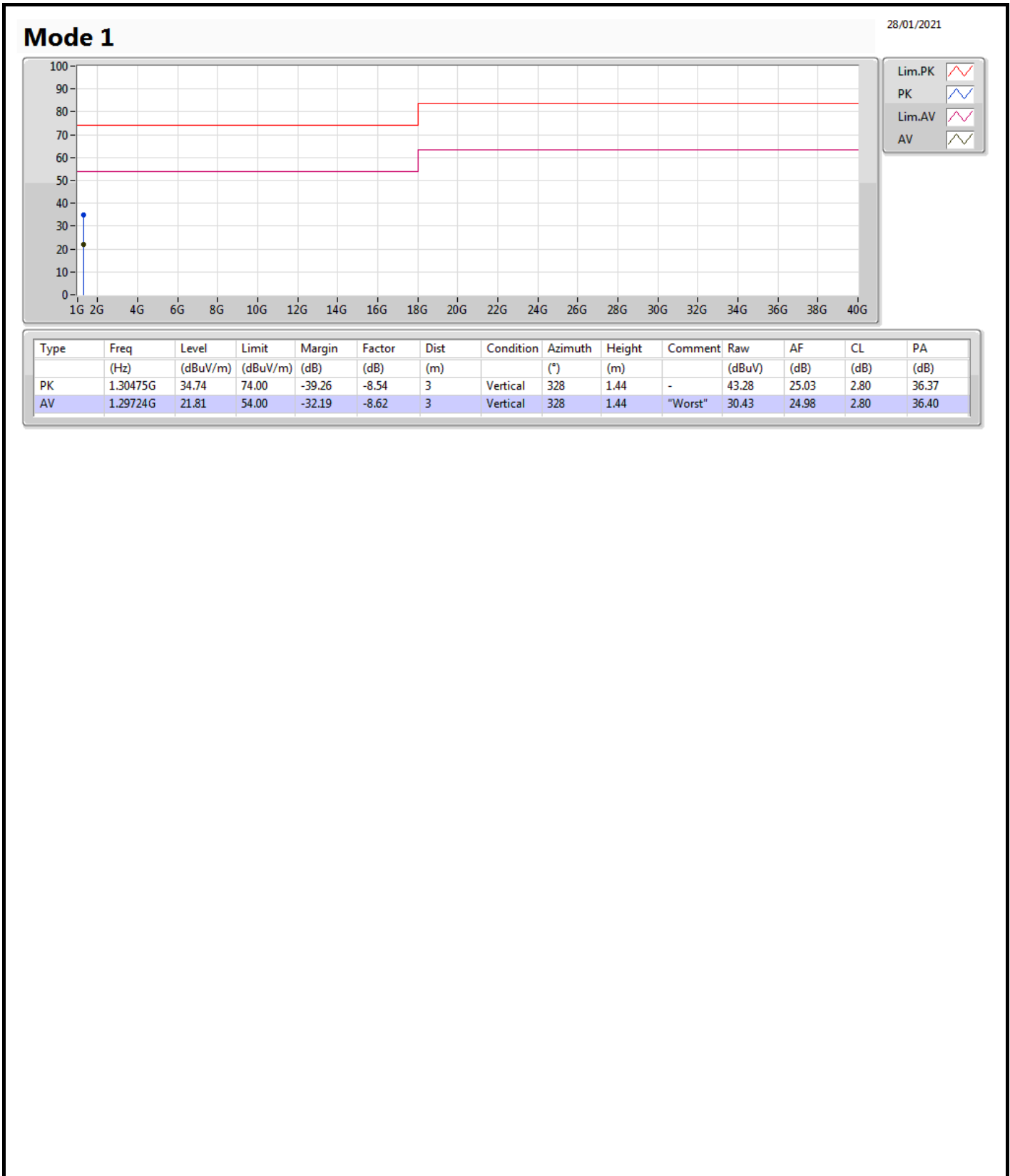
EUT Z_2TX
Setting 46
04-E-B-2

Type	Freq (Hz)	Level (dBuV/m)	Limit (dBuV/m)	Margin (dB)	Raw (dBuV)	Dist (m)	Condition	Azimuth (°)	Height (m)	Comment	AF (dB)	CL (dB)	PA (dB)
PK	11.55097G	57.24	74.00	-16.76	42.81	3	Horizontal	178	2.69	-	39.15	9.38	34.10
AV	11.55084G	43.14	54.00	-10.86	28.71	3	Horizontal	178	2.69	-	39.15	9.38	34.10



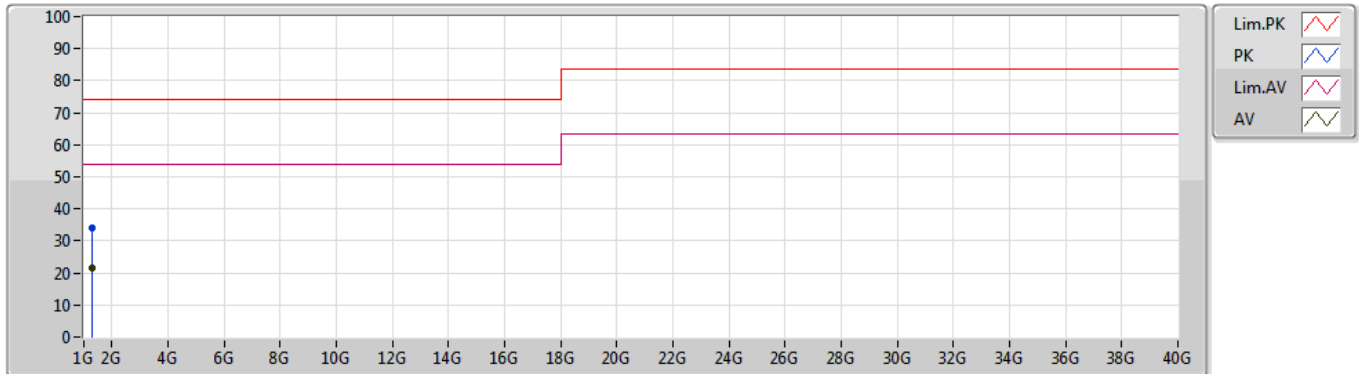
Summary

Mode	Result	Type	Freq (Hz)	Level (dBuV/m)	Limit (dBuV/m)	Margin (dB)	Condition
Mode 1	Pass	AV	1.29724G	21.81	54.00	-32.19	Vertical



Mode 1

28/01/2021



Type	Freq (Hz)	Level (dBuV/m)	Limit (dBuV/m)	Margin (dB)	Factor (dB)	Dist (m)	Condition	Azimuth (°)	Height (m)	Comment	Raw (dBuV)	AF (dB)	CL (dB)	PA (dB)
PK	1.3013G	34.05	74.00	-39.95	-8.58	3	Horizontal	223	1.00	-	42.63	25.01	2.80	36.39
AV	1.30944G	21.73	54.00	-32.27	-8.48	3	Horizontal	223	1.00	"Worst"	30.21	25.06	2.81	36.35