

Appendix E. Setup Photographs


<Radiated Emission>

X Plane for Full RU

LF



HF




Y Plane for Partial RU Band-edge Unmodulated

LF



HF




Z Plane for Partial RU Middle Unmodulated

LF



HF



————THE END————