


## Appendix H. Setup Photographs

### <Conducted Emission>


Remote View





Rear View




**<Radiated Emission>****X Plane for Band-edge Unmodulated Mode and Middle****Unmodulated Mode****HF**

**Z Plane for 4x4 Full RU**

**LF**




**HF**



Z Plane for 8x8

HF



————THE END————