



# FCC RADIO TEST REPORT

FCC ID : S9GR750  
Equipment : Access Point  
Brand Name : RUCKUS  
Model Name : R750  
Applicant : Ruckus Wirelss Inc.  
350 W. Java Dr., Sunnyvale CA 94089 USA  
Manufacturer : Ruckus Wirelss Inc.  
350 W. Java Dr., Sunnyvale CA 94089 USA  
Standard : FCC Part 15 Subpart E §15.407

The product was received on Apr. 30, 2020 and testing was started from Apr. 30, 2020 and completed on May 27, 2020. We, Sporton International (USA) Inc., would like to declare that the tested sample has been evaluated in accordance with the test procedures and has been in compliance with the applicable technical standards.

The report must not be used by the client to claim product certification, approval, or endorsement by A2LA or any agency of government.

The test results in this partial report apply exclusively to the tested model / sample. Without written approval of Sporton International (USA) Inc., the test report shall not be reproduced except in full.

Approved by: Ken Chen

**Sporton International (USA) Inc.**  
1175 Montague Expressway, Milpitas, CA 95035



## Table of Contents

History of this test report .....	3
Summary of Test Result .....	4
<b>1 General Description .....</b>	<b>5</b>
1.1 Product Feature of Equipment Under Test.....	5
1.2 Modification of EUT.....	5
1.3 Testing Location.....	5
1.4 Applicable Standards .....	5
<b>2 Test Configuration of Equipment Under Test .....</b>	<b>6</b>
2.1 Carrier Frequency and Channel .....	6
2.2 Test Mode .....	6
2.3 Connection Diagram of Test System.....	7
2.4 Measurement Results Explanation Example.....	7
<b>3 Test Result.....</b>	<b>8</b>
3.1 Maximum Conducted Output Power Measurement .....	8
3.2 Power Spectral Density Measurement .....	9
3.3 Unwanted Emissions Measurement .....	15
3.4 Antenna Requirements .....	18
<b>4 List of Measuring Equipment .....</b>	<b>20</b>
<b>Appendix A. Conducted Test Results</b>	
<b>Appendix B. Conducted Spurious Emission</b>	
<b>Appendix C. Conducted Spurious Emissions Plots</b>	
<b>Appendix D. Duty Cycle Plots</b>	
<b>Appendix E. Setup Photographs</b>	





## Summary of Test Result

Report Clause	Ref Std. Clause	Test Items	Result (PASS/FAIL)	Remark
-	15.403 (i)	6dB & 26dB Bandwidth	-	See Note
-	2.1049	99% Occupied Bandwidth	-	See Note
3.1	15.407 (a)	Maximum Conducted Output Power	Pass	-
3.2	15.407 (a)	Power Spectral Density	Pass	-
3.3	15.407(b)	Unwanted Emissions	Pass	Under limit 2.59 dB at 5926.000 MHz
-	15.407 (c)	Automatically Discontinue Transmission	-	See Note
3.4	15.203 & 15.407 (a)	Antenna Requirement	Pass	-

**Note:** This is a spot check data report and data performed in appendix of this report are chosen from the worst case of the original FCC ID (S9GR750) report.

**Declaration of Conformity:**

The test results with all measurement uncertainty excluded are presented in accordance with the regulation limits or requirements declared by manufacturers.

**Comments and Explanations:**

The declared of product specification for EUT presented in the report are provided by the manufacturer, and the manufacturer takes all the responsibilities for the accuracy of product specification.



# 1 General Description

## 1.1 Product Feature of Equipment Under Test

Bluetooth - LE, Wi-Fi 2.4GHz 802.11b/g/n/ax, Wi-Fi 5GHz 802.11a/n/ac/ax and Zigbee.

Product Specification subjective to this standard	
Antenna Type	WLAN: <Ant. 1>: PCB Antenna <Ant. 2>: PCB Antenna <Ant. 3>: PCB Antenna <Ant. 4>: PCB Antenna <Ant. 5>: PCB Antenna <Ant. 6>: PCB Antenna <Ant. 7>: PCB Antenna <Ant. 8>: PCB Antenna Bluetooth: PIFA Antenna Zigbee: PIFA Antenna

## 1.2 Modification of EUT

No modifications are made to the EUT during all test items.

## 1.3 Testing Location

Test Site	Sporton International (USA) Inc.
Test Site Location	1175 Montague Expressway, Milpitas, CA 95035 TEL : 408 9043300
Test Site No.	<b>Sporton Site No.</b>
	TH01-CA

**Note:** The test site complies with ANSI C63.4 2014 requirement.

## 1.4 Applicable Standards

According to the specifications of the manufacturer, the EUT must comply with the requirements of the following standards:

- ♦ FCC Part 15 Subpart E
- ♦ FCC KDB 789033 D02 General UNII Test Procedures New Rules v02r01.
- ♦ FCC KDB 662911 D01 Multiple Transmitter Output v02r01.
- ♦ ANSI C63.10-2013

**Remark:** All test items were verified and recorded according to the standards and without any deviation during the test.

## 2 Test Configuration of Equipment Under Test

The EUT has been associated with peripherals and configuration operated in a manner tended to maximize its emission characteristics in a typical application. Frequency range investigated:

### 2.1 Carrier Frequency and Channel

Frequency Band	Channel	Freq. (MHz)	Channel	Freq. (MHz)
5725-5850 MHz Band 4 (U-NII-3)	149	5745	157	5785
	151*	5755	159*	5795
	153	5765	161	5805
	155 <sup>#</sup>	5775	165	5825

**Note:**

1. The above Frequency and Channel in "\*" were 802.11n HT40, 802.11ac VHT40, and 802.11ax HE40 .
2. The above Frequency and Channel in "<sup>#</sup>" were 802.11ac VHT80 and 802.11ax HE80.

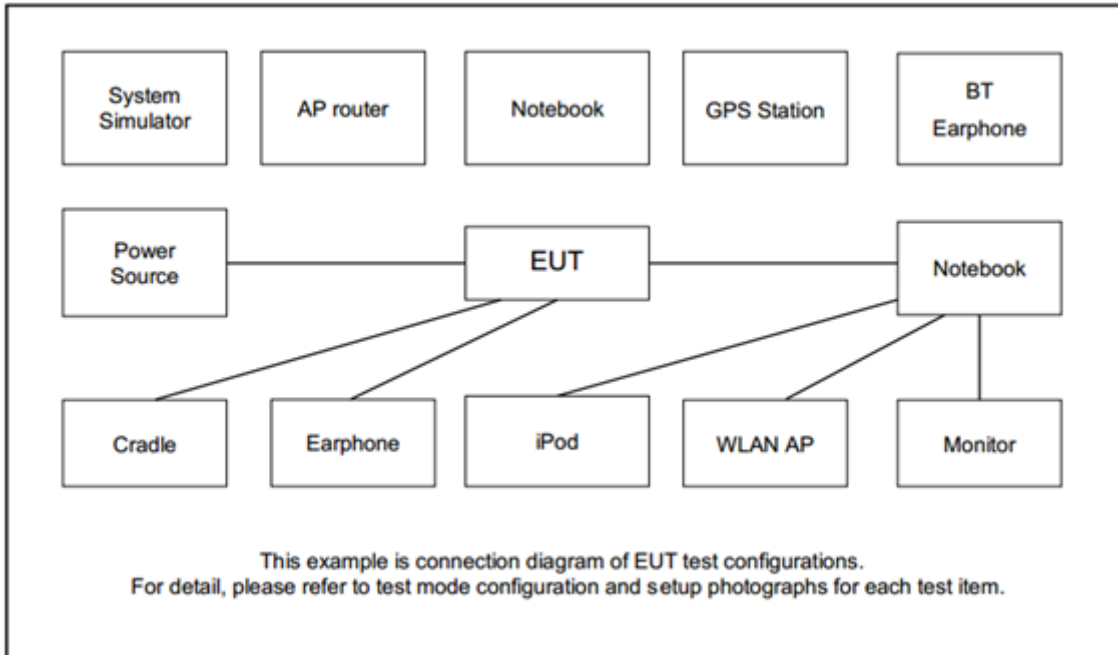
### 2.2 Test Mode

Final test modes are considering the modulation and worse data rates as below table.

Modulation	Data Rate
802.11ax HE20	MCS0
802.11ax HE40	MCS0
802.11ax HE80	MCS0

Ch. #	Band IV : 5725-5850 MHz		
	802.11ax HE20	802.11ax HE40	802.11ax HE80
L Low	149	151	-
M Middle	-	-	155
H High	165	159	-

### 2.3 Connection Diagram of Test System



### 2.4 Measurement Results Explanation Example

For all conducted test items:

The offset level is set in the spectrum analyzer to compensate the RF cable loss and attenuator factor between EUT conducted output port and spectrum analyzer. With the offset compensation, the spectrum analyzer reading level is exactly the EUT RF output level.

Example :

The spectrum analyzer offset is derived from RF cable loss and attenuator factor.

$$\text{Offset} = \text{RF cable loss} + \text{attenuator factor}.$$

Following shows an offset computation example with cable loss 4.2 dB and 10dB attenuator.

$$\begin{aligned} \text{Offset(dB)} &= \text{RF cable loss(dB)} + \text{attenuator factor(dB)}. \\ &= 4.2 + 10 = 14.2 \text{ (dB)} \end{aligned}$$

### 3 Test Result

#### 3.1 Maximum Conducted Output Power Measurement

##### 3.1.1 Limit of Maximum Conducted Output Power

For the band 5.725–5.85 GHz, the maximum conducted output power over the frequency band of operation shall not exceed 1 W.

If transmitting antennas of directional gain greater than 6 dBi are used, the peak output power shall be reduced by the amount in dB that the directional gain of the antenna exceeds 6 dBi.

##### 3.1.2 Measuring Instruments

See list of measuring equipment of this test report.

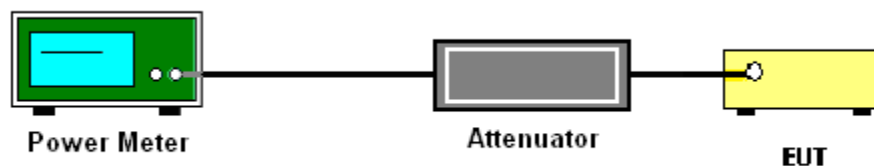
##### 3.1.3 Test Procedures

The testing follows Method PM-G of FCC KDB 789033 D02 General UNII Test Procedures New Rules v02r01.

Method PM-G (Measurement using a gated RF average power meter):

1. Measurement is performed using a wideband RF power meter.
2. The EUT is configured to transmit at its maximum power control level.
3. Measure the average power of the transmitter
4. Since the measurement is made only during the ON time of the transmitter, no duty cycle correction factor is required.

##### 3.1.4 Test Setup



##### 3.1.5 Test Result of Maximum Conducted Output Power

Please refer to Appendix A.





## 3.2 Power Spectral Density Measurement

### 3.2.1 Limit of Power Spectral Density

For the band 5.725–5.85 GHz, the maximum power spectral density shall not exceed 30 dBm in any 500-kHz band.

If transmitting antennas of directional gain greater than 6 dBi are used, the peak output power shall be reduced by the amount in dB that the directional gain of the antenna exceeds 6 dBi.

### 3.2.2 Measuring Instruments

See list of measuring equipment of this test report.

### 3.2.3 Test Procedures

The testing follows FCC KDB 789033 D02 General UNII Test Procedures New Rules v02r01. Section F) Maximum power spectral density.

#### # Method SA-3 #

(power averaging (rms) detection with max hold):

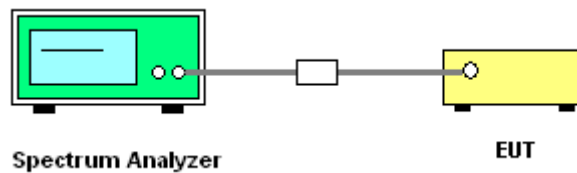
- Set span to encompass the entire emission bandwidth (EBW) of the signal.
- Set RBW = 1 MHz.
- Set VBW  $\geq$  3 MHz
- Number of points in sweep  $\geq$  2 Span / RBW.
- Sweep time  $\leq$  (number of points in sweep)  $\times$  T, when duty cycle is less than 98 percent where T is the minimum transmission duration over which the transmitter is on and is transmitting at its maximum power control level for the tested mode of operation.
- Detector = power averaging (rms).
- Trace mode = max hold.
- Allow max hold to run for at least 60 seconds, or longer as needed to allow the trace to stabilize.

1. The RF output of EUT was connected to the spectrum analyzer by a low loss cable.
2. Each plot has already offset with cable loss, and attenuator loss. Measure the PPSD and record it.
3. For MIMO mode, calculation method follows FCC KDB 662911 D01 Multiple Transmitter Output v02r01.

Method (c): Measure and add  $10 \log(N_{ANT})$  dB.

With this technique, spectrum measurements are performed at each output of the device, but rather than summing the spectra or the spectral peaks across the outputs, the quantity  $10 \log(N_{ANT})$  dB is added to each spectrum value before comparing to the emission limit. The addition of  $10 \log(N_{ANT})$  dB serves to apportion the emission limit among the  $N_{ANT}$  outputs so that each output is permitted to contribute no more than  $1/N_{ANT}^{th}$  of the PSD limit.

### 3.2.4 Test Setup

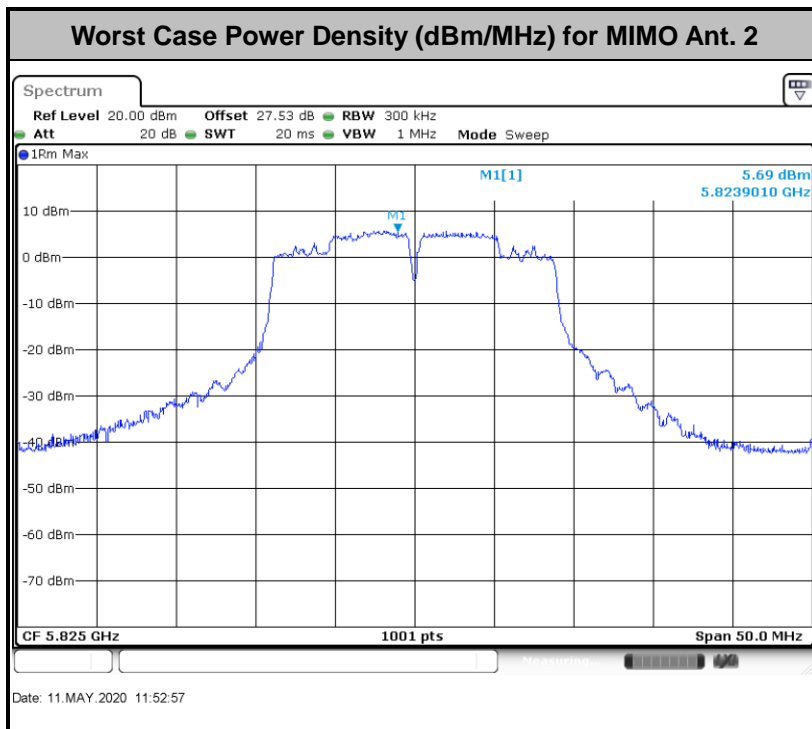
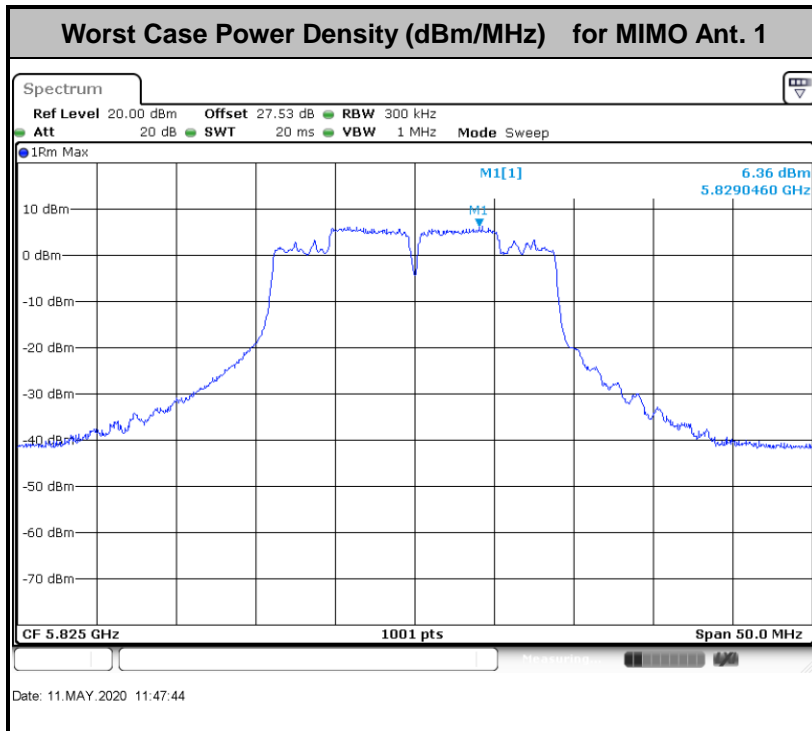


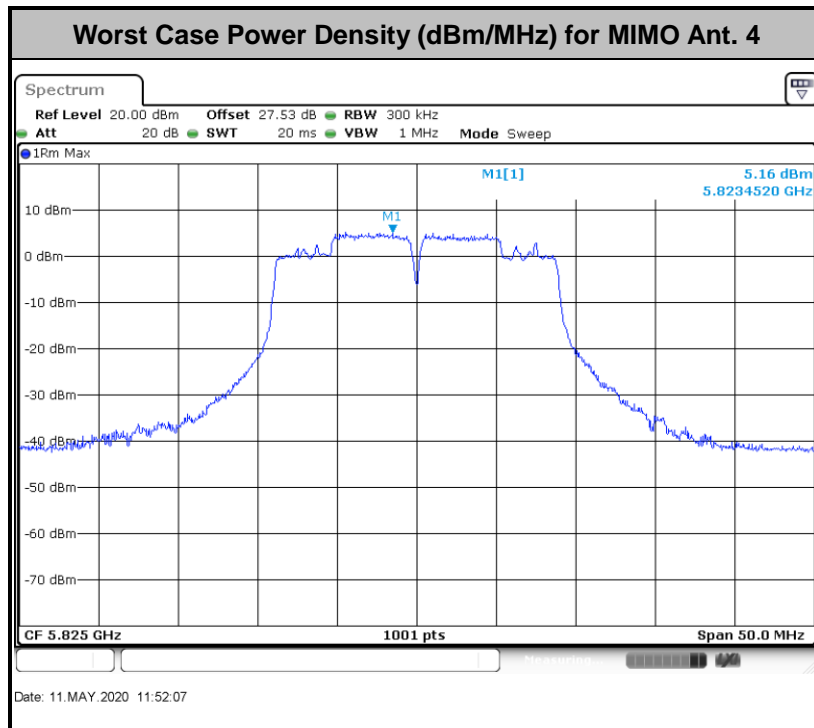
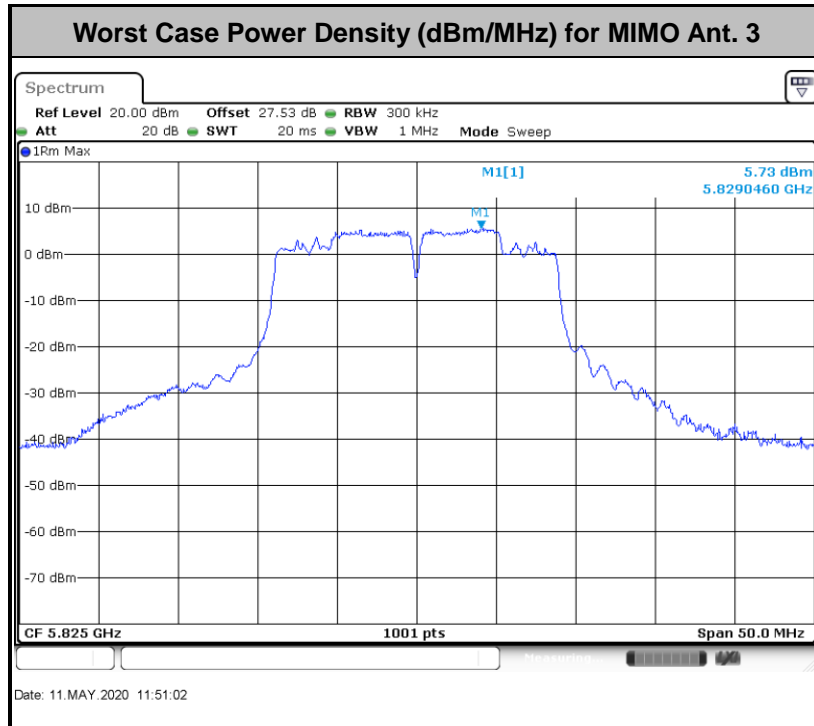
### 3.2.5 Test Result of Power Spectral Density

Please refer to Appendix A.



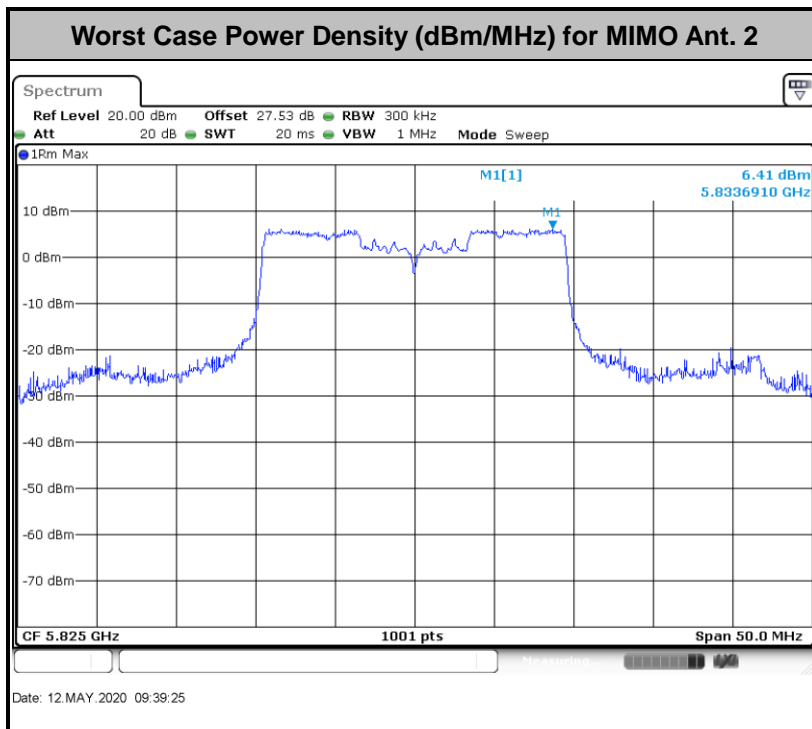
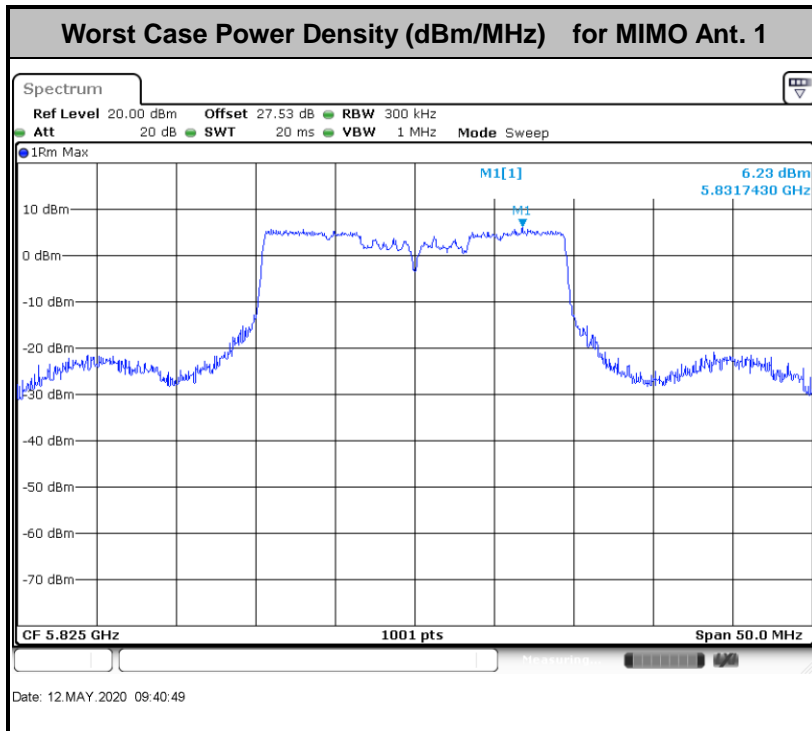
<For Band-edge Unmodulated>

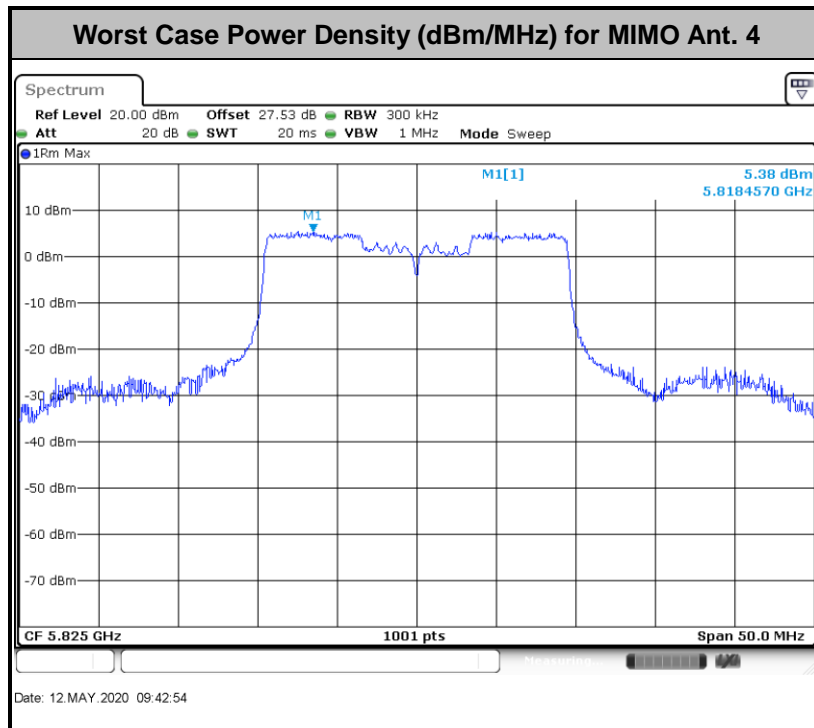
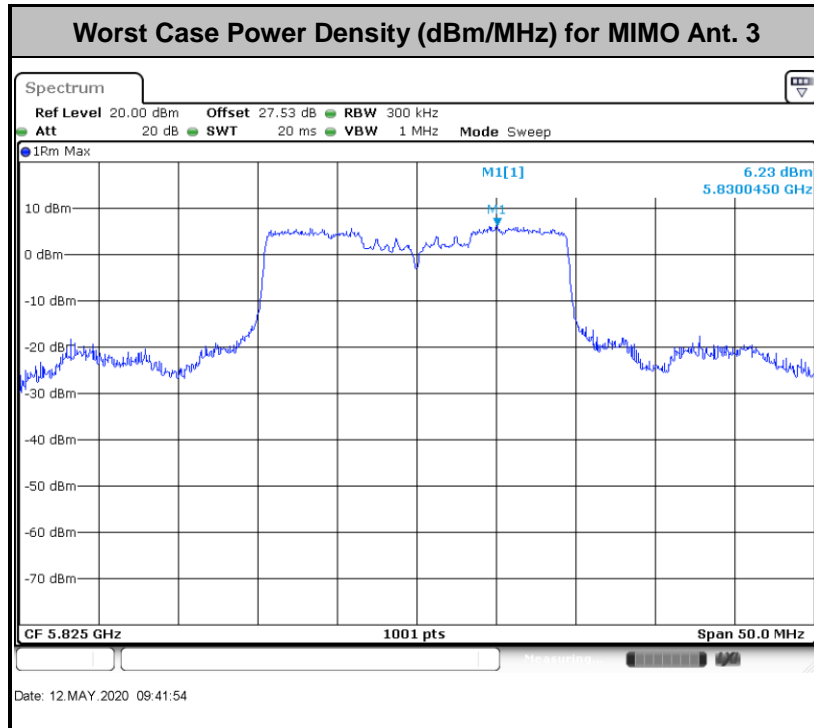






<For Middle Unmodulated >







### 3.3 Unwanted Emissions Measurement

This section is to measure unwanted emissions through radiated measurement for band edge spurious emissions and out of band emissions measurement.

#### 3.3.1 Limit of Unwanted Emissions

(1) For transmitters operating in the 5.725-5.85 GHz band:

15.407(b)(4)(i) All emissions shall be limited to a level of -27 dBm/MHz at 75 MHz or more above or below the band edge increasing linearly to 10 dBm/MHz at 25 MHz above or below the band edge, and from 25 MHz above or below the band edge increasing linearly to a level of 15.6 dBm/MHz at 5 MHz above or below the band edge, and from 5 MHz above or below the band edge increasing linearly to a level of 27 dBm/MHz at the band edge.

(2) Unwanted spurious emissions fallen in restricted bands shall comply with the general field strength limits as below table,

Frequency (MHz)	Field Strength (microvolts/meter)	Measurement Distance (meters)
0.009 – 0.490	2400/F(kHz)	300
0.490 – 1.705	24000/F(kHz)	30
1.705 – 30.0	30	30
30 – 88	100	3
88 – 216	150	3
216 - 960	200	3
Above 960	500	3

**Note:** The following formula is used to convert the EIRP to field strength.

$$E = \frac{1000000\sqrt{30P}}{3} \mu\text{V/m, where P is the eirp (Watts)}$$



EIRP (dBm)	Field Strength at 3m (dBμV/m)
- 27	68.3

(3) KDB789033 D02 v02r01 G)2)c)

- (i) Sections 15.407(b)(1-3) specifies the unwanted emissions limit for the U-NII-1 and U-NII-2 bands. As specified, emissions above 1000 MHz that are outside of the restricted bands are subject to a peak emission limit of -27 dBm/MHz.
- (ii) Section 15.407(b)(4) specifies the unwanted emissions limit for the U-NII-3 band. A band emissions mask is specified in Section 15.407(b)(4)(i). The emission limits are based on the use of a peak detector.

### 3.3.2 Measuring Instruments

See list of measuring equipment of this test report.

### 3.3.3 Test Procedures

1. The testing follows FCC KDB 789033 D02 General UNII Test Procedures New Rules v02r01. Section G) Unwanted emissions measurement.

(1) Procedure for Peak Unwanted Emissions Measurements Above 1000 MHz

- RBW = 1 MHz
- VBW ≥ 3 MHz
- Detector = Peak
- Sweep time = auto
- Trace mode = max hold

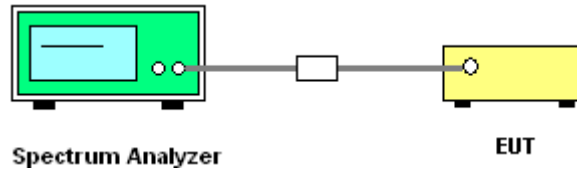
(2) Procedures for Average Unwanted Emissions Measurements Above 1000MHz

- RBW = 1 MHz
- VBW = 10 Hz, when duty cycle is no less than 98 percent.
- VBW ≥ 1/T, when duty cycle is less than 98 percent where T is the minimum transmission duration over which the transmitter is on and is transmitting at its maximum power control level for the tested mode of operation.

2. For testing above 1GHz, the emission level of the EUT in peak mode was 20dB lower than average limit (that means the emission level in average mode also complies with the limit in average mode), then peak values of EUT will be reported, otherwise, the emissions will be measured in average mode again and reported.



### 3.3.4 Test Setup



### 3.3.5 Test Result of Conduced Spurious at Band Edges in the Restricted Band

Please refer to Appendix B and C.

### 3.3.6 Duty Cycle

Please refer to Appendix D.

### 3.3.7 Test Result of Conduced Spurious Emission in the Restricted Band

Please refer to Appendix B and C.

### 3.4 Antenna Requirements

#### 3.4.1 Standard Applicable

If transmitting antenna directional gain is greater than 6 dBi, both the peak transmit power and the peak power spectral density shall be reduced by the amount in dB that the directional gain of the antenna exceeds 6 dBi.

#### 3.4.2 Antenna Anti-Replacement Construction

An embedded-in antenna design is used.

#### 3.4.3 Antenna Gain

FCC KDB 662911 D01 Multiple Transmitter Output v02r01

For CDD transmissions, directional gain is calculated as

$$DirectionalGain = 10 \cdot \log \left[ \frac{\sum_{j=1}^{N_{SS}} \left\{ \sum_{k=1}^{N_{ANT}} g_{j,k} \right\}^2}{N_{ANT}} \right]$$

where

Each antenna is driven by no more than one spatial stream;

$N_{SS}$  = the number of independent spatial streams of data;

$N_{ANT}$  = the total number of antennas

$g_{j,k} = 10^{G_k / 20}$  if the  $k$ th antenna is being fed by spatial stream  $j$ , or zero if it is not;

$G_k$  is the gain in dBi of the  $k$ th antenna.

The EUT supports beamforming for 802.11ac modes.

The directional gain calculation is following F)2)e)ii) of KDB 662911 D01 v02r01.

The power and PSD limit should be modified if the directional gain of EUT is over 6 dBi,

The directional gain “DG” is calculated as following table.



Antenna polarization	Horizontal Ant 2 (dBi)	Horizontal Ant 3 (dBi)	DG for Power (dBi)	DG for PSD (dBi)	Power Limit Reduction (dB)	PSD Limit Reduction (dB)
Band IV	3.00	3.00	6.01	6.01	0.01	0.01

Antenna polarization	Vertical Ant 1 (dBi)	Vertical Ant 4 (dBi)	DG for Power (dBi)	DG for PSD (dBi)	Power Limit Reduction (dB)	PSD Limit Reduction (dB)
Band IV	3.00	3.00	6.01	6.01	0.01	0.01

**Note:** Ant. 1 & 4 and Ant. 2 & 3 are cross-polarization antenna.

$$\text{Power Limit Reduction} = DG(\text{Power}) - 6dBi, ( \text{min} = 0 )$$

$$\text{PSD Limit Reduction} = DG(\text{PSD}) - 6dBi, ( \text{min} = 0 )$$



## 4 List of Measuring Equipment

Instrument	Manufacturer	Model No.	Serial No.	Characteristics	Calibration Date	Test Date	Due Date	Remark
Hygrometer	Testo	608-H1	45142595	N/A	Aug. 07, 2019	Apr. 30, 2020~ May 27, 2020	Aug. 06, 2020	Conducted (TH01-CA)
Power Meter	Anritsu	ML2495A	1804004	N/A	Aug. 14, 2019	Apr. 30, 2020~ May 27, 2020	Aug. 13, 2020	Conducted (TH01-CA)
Power Sensor	Anritsu	MA2411B	1726149	300MHz~40GHz z	Aug. 15, 2019	Apr. 30, 2020~ May 27, 2020	Aug. 14, 2020	Conducted (TH01-CA)
Spectrum Analyzer	Rohde & Schwarz	FSV 40	101089	10Hz~40GHz	Aug. 29, 2019	Apr. 30, 2020~ May 27, 2020	Aug. 28, 2020	Conducted (TH01-CA)
Switch Box & RF Cable	EM	EMSW18	SW1070902	N/A	N/A	Apr. 30, 2020~ May 27, 2020	N/A	Conducted (TH01-CA)
EMI Test Receiver	Rohde & Schwarz	ESU26	100123	20Hz~26.5GHz	Sep. 04, 2019	Apr. 30, 2020~ May 27, 2020	Sep. 03, 2020	Conducted (TH01-CA)

## Appendix A. Conducted Test Results

Test Engineer:	Jordan Huang	Temperature:	21~25	°C
Test Date:	2020/4/30~2020/5/27	Relative Humidity:	51~54	%

**TEST RESULTS DATA**  
**Average Power Table**

**<Band-edge Unmodulated>**

Band IV															
Mod.	Data Rate	NTX	CH.	Freq. (MHz)	Average Conducted Power with duty factor (dBm)					FCC Conducted Power Limit (dBm)	DG (dBi)				Pass/Fail
					Ant 1	Ant 2	Ant 3	Ant 4	SUM		Ant 1	Ant 2	Ant 3	Ant 4	
HE20	MCS0	4	149	5745	15.93	15.87	15.45	15.75	21.77	29.99	6.01				Pass
HE20	MCS0	4	157	5785	15.86	15.22	15.5	14.88	21.40	29.99	6.01				Pass
HE20	MCS0	4	165	5825	17.14	17.26	16.97	16.59	23.02	29.99	6.01				Pass
HE40	MCS0	4	151	5755	16.32	16.13	15.7	15.80	22.02	29.99	6.01				Pass
HE40	MCS0	4	159	5795	16.67	15.91	16.47	15.69	22.22	29.99	6.01				Pass
HE80	MCS0	4	155	5775	17.30	16.56	17	16.22	22.81	29.99	6.01				Pass

**TEST RESULTS DATA**  
**Power Spectral Density**

FCC Band IV															
Mod.	Data Rate	NTX	CH.	Freq. (MHz)	Average Power Density with RBW and duty factor (dBm/500kHz)					Average PSD Limit (dBm/500kHz)	DG (dBi)				Pass /Fail
					Ant 1	Ant 2	Ant 3	Ant 4	SUM		Ant 1	Ant 2	Ant 3	Ant 4	
HE20	MCS0	4	144	5720	1.38	1.92	0.83	1.25	7.94	29.99	6.01				Pass
HE20	MCS0	4	149	5745	6.88	7.03	6.08	6.76	13.05	29.99	6.01				Pass
HE20	MCS0	4	157	5785	6.82	6.25	6.52	5.55	12.84	29.99	6.01				Pass
HE20	MCS0	4	165	5825	8.58	7.91	7.95	7.38	14.60	29.99	6.01				Pass
HE40	MCS0	4	142	5710	0.09	-0.03	-0.10	0.25	6.27	29.99	6.01				Pass
HE40	MCS0	4	151	5755	4.36	4.13	3.72	3.55	10.38	29.99	6.01				Pass
HE40	MCS0	4	159	5795	4.52	3.69	4.34	3.34	10.54	29.99	6.01				Pass
HE80	MCS0	4	138	5690	-2.61	-3.08	-3.48	-3.87	3.41	29.99	6.01				Pass
HE80	MCS0	4	155	5775	1.27	0.74	0.97	0.42	7.29	29.99	6.01				Pass

Note: PSD Sum = Max PSD(Ant. 1, Ant. 2, Ant. 3, Ant. 4) + 10 log (n)

**TEST RESULTS DATA**  
**Average Power Table**

&lt;Middle Unmodulated&gt;

Band IV															
Mod.	Data Rate	NTX	CH.	Freq. (MHz)	Average Conducted Power with duty factor (dBm)					FCC Conducted Power Limit (dBm)	DG (dBi)				Pass/Fail
					Ant 1	Ant 2	Ant 3	Ant 4	SUM		Ant 1	Ant 2	Ant 3	Ant 4	
HE20	MCS0	4	149	5745	16.63	16.62	16.1	16.68	22.53	29.99	6.01				Pass
HE20	MCS0	4	157	5785	17.03	16.13	16.68	16.09	22.52	29.99	6.01				Pass
HE20	MCS0	4	165	5825	18.27	18.57	18.25	17.75	24.24	29.99	6.01				Pass
HE40	MCS0	4	151	5755	16.56	15.85	15.83	15.66	22.01	29.99	6.01				Pass
HE40	MCS0	4	159	5795	16.64	15.99	16.46	15.54	22.20	29.99	6.01				Pass
HE80	MCS0	4	155	5775	16.10	15.41	15.83	15.05	21.64	29.99	6.01				Pass



**TEST RESULTS DATA**  
**Power Spectral Density**

FCC Band IV															
Mod.	Data Rate	NTX	CH.	Freq. (MHz)	Average Power Density with RBW and duty factor (dBm/500kHz)					Average PSD Limit (dBm/500kHz)	DG (dBi)				Pass /Fail
					Ant 1	Ant 2	Ant 3	Ant 4	SUM		Ant 1	Ant 2	Ant 3	Ant 4	
HE20	MCS0	4	144	5720	0.81	1.80	0.27	1.31	7.82	29.99	6.01				Pass
HE20	MCS0	4	149	5745	6.49	6.57	6.15	6.83	12.85	29.99	6.01				Pass
HE20	MCS0	4	157	5785	6.88	6.81	6.59	6.24	12.90	29.99	6.01				Pass
HE20	MCS0	4	165	5825	8.45	8.63	8.45	7.60	14.65	29.99	6.01				Pass
HE40	MCS0	4	142	5710	0.01	0.21	0.03	-0.58	6.23	29.99	6.01				Pass
HE40	MCS0	4	151	5755	3.98	3.72	3.57	3.11	10.00	29.99	6.01				Pass
HE40	MCS0	4	159	5795	4.50	3.99	3.74	3.28	10.52	29.99	6.01				Pass
HE80	MCS0	4	138	5690	-2.46	-2.60	-2.86	-3.03	3.56	29.99	6.01				Pass
HE80	MCS0	4	155	5775	1.54	1.53	1.43	0.68	7.56	29.99	6.01				Pass

Note: PSD Sum = Max PSD(Ant. 1, Ant. 2, Ant. 3, Ant. 4) + 10 log (n)



### Appendix B. Conducted Spurious Emission

Test Engineer :	Jordan Huang	Temperature :	23~25°C
		Relative Humidity :	52~58%

<Band-edge Unmodulated>

Band 4 - 5725~5850MHz

WIFI 802.11ax HE20 (Band Edge)

WIFI Ant.	Note	Frequency	Level	Over Limit	Limit Line	Read Level	Antenna Factor	Path Loss	MIMO Factor	Grounding Factor	Peak Avg.
1		( MHz )	( dBμV/m )	( dB )	( dBμV/m )	( dBμV )	( dB/m )	( dB )	( dB )	( dB )	( P/A )
802.11ax HE20 CH 149 5745MHz		5625	-35.62	-8.62	-27	-53.34	6.01	11.71	0	0	P
		5655.2	-37.1	-13.96	-23.14	-54.84	6.01	11.73	0	0	P
		5720	-30.28	-45.88	15.6	-48.03	6.01	11.74	0	0	P
		5724.8	-24.17	-50.71	26.54	-41.92	6.01	11.74	0	0	P
	*	5745	21.19	-	-	3.44	6.01	11.74	0	0	P
	*	5745	11.39	-	-	-6.36	6.01	11.74	0	0	A
802.11ax HE20 CH 165 5825MHz		5644.775	-38.05	-11.05	-27	-55.77	6.01	11.71	0	0	P
		5685.5	-36.61	-35.91	-0.7	-54.63	6.01	11.74	0	0	P
		5703.725	-33.93	-44.97	11.04	-51.68	6.01	11.74	0	0	P
		5724.875	-37.13	-63.85	26.72	-54.88	6.01	11.74	0	0	P
	*	5825	22.24	-	-	4.44	6.01	11.79	0	0	P
	*	5825	12.6	-	-	-5.2	6.01	11.79	0	0	A
		5850.4	-28.21	-43.81	15.6	-46.04	6.01	11.82	0	0	P
		5856.6	-28.21	-43.81	15.6	-46.04	6.01	11.82	0	0	P
		5920	-37.03	-15.78	-21.25	-54.94	6.01	11.90	0	0	P
	5929.2	-38	-11	-27	-55.93	6.01	11.92	0	0	P	
Remark	1. No other spurious found. 2. All results are PASS against Peak and Average limit line.										



Band 4 - 5725~5850MHz

WIFI 802.11ax HE40 (Band Edge)

WIFI	Note	Frequency	Level	Over	Limit	Read	Antenna	Path	MIMO	Grounding	Peak
Ant.				Limit	Line	Level	Factor	Loss	Factor	Factor	Avg.
1		( MHz )	( dBμV/m )	( dB )	( dBμV/m )	( dBμV )	( dB/m )	( dB )	( dB )	( dB )	( P/A )
802.11ax HE40 CH 151 5755MHz		5635.2	-32.91	-5.91	-27	-50.63	6.01	11.71	0	0	P
		5698.6	-29.24	-38.21	8.97	-46.98	6.01	11.73	0	0	P
		5719	-21.94	-37.26	15.32	-39.69	6.01	11.74	0	0	P
		5724.2	-20.33	-45.51	25.18	-38.08	6.01	11.74	0	0	P
	*	5755	19.08	-	-	1.31	6.01	11.76	0	0	P
	*	5755	8.86	-	-	-8.91	6.01	11.76	0	0	A
		5850.6	-36.08	-61.71	25.63	-53.91	6.01	11.82	0	0	P
		5874.8	-34.67	-44.73	10.06	-52.52	6.01	11.84	0	0	P
		5875.8	-34.26	-43.67	9.41	-52.11	6.01	11.84	0	0	P
	5947.4	-39.52	-12.52	-27	-57.46	6.01	11.93	0	0	P	
802.11ax HE40 CH 159 5795MHz		5644	-37.77	-10.77	-27	-55.49	6.01	11.71	0	0	P
		5674.4	-32.43	-23.53	-8.9	-50.17	6.01	11.73	0	0	P
		5717	-36.2	-50.96	14.76	-53.95	6.01	11.74	0	0	P
		5723.4	-33.76	-57.11	23.35	-51.51	6.01	11.74	0	0	P
	*	5795	19.28	-	-	1.5	6.01	11.77	0	0	P
	*	5795	9.29	-	-	-8.49	6.01	11.77	0	0	A
		5850	-25.17	-52.17	27	-43	6.01	11.82	0	0	P
		5855.2	-27.27	-43.26	15.54	-45.55	6.01	11.82	0	0	P
		5892.2	-34.8	-32.04	-2.76	-52.67	6.01	11.86	0	0	P
	5940.4	-39.22	-12.22	-27	-57.15	6.01	11.92	0	0	P	
Remark	1. No other spurious found. 2. All results are PASS against Peak and Average limit line.										



**Band 4 - 5725~5850MHz**

**WIFI 802.11ax HE80 (Band Edge)**

WIFI	Note	Frequency	Level	Over	Limit	Read	Antenna	Path	MIMO	Grounding	Peak
Ant.				Limit	Line	Level	Factor	Loss	Factor	Factor	Avg.
1		( MHz )	( dBμV/m )	( dB )	( dBμV/m )	( dBμV )	( dB/m )	( dB )	( dB )	( dB )	( P/A )
<b>802.11ax HE80 CH 155 5775MHz</b>		5645.6	-30.59	-3.59	-27	-48.31	6.01	11.71	0	0	P
		5699.8	-19.18	-29.03	9.85	-36.92	6.01	11.73	0	0	P
		5720	-10.85	-26.45	15.6	-28.6	6.01	11.74	0	0	P
		5720.6	-10.68	-27.65	16.97	-28.43	6.01	11.74	0	0	P
	*	5775	16.38	-	-	-1.39	6.01	11.76	0	0	P
	*	5775	6.3	-	-	-11.47	6.01	11.76	0	0	A
		5851.8	-21.99	-44.89	22.9	-39.82	6.01	11.82	0	0	P
		5862.2	-15.36	-28.94	13.58	-33.2	6.01	11.83	0	0	P
		5875.8	-22.74	-32.15	9.41	-40.59	6.01	11.84	0	0	P
	5925.6	-31.85	-4.85	-27	-49.77	6.01	11.91	0	0	P	
<b>Remark</b>	1. No other spurious found. 2. All results are PASS against Peak and Average limit line.										



**Band 4 - 5725~5850MHz**

**WIFI 802.11ax HE20 (Band Edge)**

WIFI	Note	Frequency	Level	Over	Limit	Read	Antenna	Path	MIMO	Grounding	Peak
Ant.				Limit	Line	Level	Factor	Loss	Factor	Factor	Avg.
2		( MHz )	( dBμV/m )	( dB )	( dBμV/m )	( dBμV )	( dB/m )	( dB )	( dB )	( dB )	( P/A )
802.11ax HE20 CH 149 5745MHz		5649.8	-34.9	-7.9	-27	-52.63	6.01	11.72	0	0	P
		5669.8	-33.82	-21.51	-12.31	-51.56	6.01	11.73	0	0	P
		5719.4	-28.36	-43.79	15.43	-46.11	6.01	11.74	0	0	P
		5725	-24.54	-51.54	27	-42.29	6.01	11.74	0	0	P
	*	5745	20.49	-	-	2.74	6.01	11.74	0	0	P
	*	5745	10.95	-	-	-6.8	6.01	11.74	0	0	A
802.11ax HE20 CH 165 5825MHz		5603.6	-35.25	-8.25	-27	-52.96	6.01	11.7	0	0	P
		5674.475	-34.92	-26.07	-8.85	-52.66	6.01	11.73	0	0	P
		5714.525	-35.14	-49.21	14.07	-52.88	6.01	11.73	0	0	P
		5719.925	-35.53	-51.11	15.58	-53.28	6.01	11.74	0	0	P
	*	5825	23.53	-	-	5.73	6.01	11.79	0	0	P
	*	5825	12.49	-	-	-5.31	6.01	11.79	0	0	A
		5855	-27.69	-43.29	15.6	-45.52	6.01	11.82	0	0	P
		5855	-27.69	-43.29	15.6	-45.52	6.01	11.82	0	0	P
		5900.2	-35.13	-26.44	-8.69	-53.02	6.01	11.88	0	0	P
	5941.8	-34.89	-7.89	-27	-52.82	6.01	11.92	0	0	P	
Remark	1. No other spurious found. 2. All results are PASS against Peak and Average limit line.										



Band 4 - 5725~5850MHz

WIFI 802.11ax HE40 (Band Edge)

WIFI	Note	Frequency	Level	Over	Limit	Read	Antenna	Path	MIMO	Grounding	Peak
Ant.				Limit	Line	Level	Factor	Loss	Factor	Factor	Avg.
2		( MHz )	( dBμV/m )	( dB )	( dBμV/m )	( dBμV )	( dB/m )	( dB )	( dB )	( dB )	( P/A )
802.11ax HE40 CH 151 5755MHz		5644.4	-35.18	-8.18	-27	-52.9	6.01	11.71	0	0	P
		5699.4	-28.34	-37.9	9.56	-46.08	6.01	11.73	0	0	P
		5715.6	-23.4	-37.77	14.37	-41.15	6.01	11.74	0	0	P
		5724.8	-19.12	-45.66	26.54	-36.87	6.01	11.74	0	0	P
	*	5755	19.04	-	-	1.27	6.01	11.76	0	0	P
	*	5755	8.58	-	-	-9.19	6.01	11.76	0	0	A
		5853.8	-36.29	-54.63	18.34	-54.12	6.01	11.82	0	0	P
		5856.2	-35.68	-50.94	15.26	-53.52	6.01	11.83	0	0	P
		5922.4	-35.97	-10.89	-25.08	-53.89	6.01	11.91	0	0	P
	5944.4	-35.86	-8.86	-27	-53.79	6.01	11.92	0	0	P	
802.11ax HE40 CH 159 5795MHz		5628	-35.26	-8.26	-27	-52.98	6.01	11.71	0	0	P
		5652.2	-34.55	-9.19	-25.36	-52.28	6.01	11.72	0	0	P
		5720	-33.64	-49.24	15.6	-51.39	6.01	11.74	0	0	P
		5720	-33.64	-49.24	15.6	-51.39	6.01	11.74	0	0	P
	*	5795	17.9	-	-	0.12	6.01	11.77	0	0	P
	*	5795	8.2	-	-	-9.58	6.01	11.77	0	0	A
		5851	-27.38	-52.1	24.72	-45.21	6.01	11.82	0	0	P
		5855.6	-29.63	-45.06	15.43	-47.47	6.01	11.83	0	0	P
		5875.8	-34.28	-43.69	9.41	-52.13	6.01	11.84	0	0	P
	5938.2	-36.07	-9.07	-27	-54	6.01	11.92	0	0	P	
Remark	1. No other spurious found. 2. All results are PASS against Peak and Average limit line.										



Band 4 - 5725~5850MHz

WIFI 802.11ax HE80 (Band Edge)

WIFI	Note	Frequency	Level	Over	Limit	Read	Antenna	Path	MIMO	Grounding	Peak
Ant.				Limit	Line	Level	Factor	Loss	Factor	Factor	Avg.
2		( MHz )	( dBμV/m )	( dB )	( dBμV/m )	( dBμV )	( dB/m )	( dB )	( dB )	( dB )	( P/A )
802.11ax HE80 CH 155 5775MHz		5648	-32.51	-5.51	-27	-50.24	6.01	11.72	0	0	P
		5700	-20.59	-30.59	10	-38.33	6.01	11.73	0	0	P
		5719.2	-13.89	-29.27	15.38	-31.64	6.01	11.74	0	0	P
		5721.6	-13.9	-33.15	19.25	-31.65	6.01	11.74	0	0	P
	*	5775	16.4	-	-	-1.37	6.01	11.76	0	0	P
	*	5775	5.57	-	-	-12.2	6.01	11.76	0	0	A
		5850.2	-22.77	-49.31	26.54	-40.6	6.01	11.82	0	0	P
		5863.2	-18.18	-31.48	13.3	-36.03	6.01	11.84	0	0	P
		5875.8	-25.27	-34.68	9.41	-43.12	6.01	11.84	0	0	P
	5936.2	-33.7	-6.7	-27	-51.62	6.01	11.91	0	0	P	
Remark	1. No other spurious found. 2. All results are PASS against Peak and Average limit line.										



**Band 4 - 5725~5850MHz**

**WIFI 802.11ax HE20 (Band Edge)**

WIFI	Note	Frequency	Level	Over	Limit	Read	Antenna	Path	MIMO	Grounding	Peak
Ant.				Limit	Line	Level	Factor	Loss	Factor	Factor	Avg.
3		( MHz )	( dBμV/m )	( dB )	( dBμV/m )	( dBμV )	( dB/m )	( dB )	( dB )	( dB )	( P/A )
802.11ax HE20 CH 149 5745MHz		5644.2	-34.76	-7.76	-27	-52.48	6.01	11.71	0	0	P
		5650.6	-34.34	-7.79	-26.55	-52.07	6.01	11.72	0	0	P
		5719.4	-28.13	-43.56	15.43	-45.88	6.01	11.74	0	0	P
		5724.4	-24.27	-49.9	25.63	-42.02	6.01	11.74	0	0	P
	*	5745	22.06	-	-	4.31	6.01	11.74	0	0	P
	*	5745	10.83	-	-	-6.92	6.01	11.74	0	0	A
802.11ax HE20 CH 165 5825MHz		5620.025	-35.82	-8.82	-27	-53.53	6.01	11.7	0	0	P
		5654.45	-36.2	-12.51	-23.69	-53.94	6.01	11.73	0	0	P
		5712.5	-35.78	-49.28	13.5	-53.53	6.01	11.74	0	0	P
		5724.875	-35.58	-62.3	26.72	-53.33	6.01	11.74	0	0	P
	*	5825	22.06	-	-	4.26	6.01	11.79	0	0	P
	*	5825	12.45	-	-	-5.35	6.01	11.79	0	0	A
		5850.6	-24.09	-49.72	25.63	-41.92	6.01	11.82	0	0	P
		5855.2	-27.52	-43.06	15.54	-45.35	6.01	11.82	0	0	P
		5921.8	-34.38	-9.74	-24.64	-52.29	6.01	11.9	0	0	P
	5925.8	-34.64	-7.64	-27	-52.56	6.01	11.91	0	0	P	
Remark	1. No other spurious found. 2. All results are PASS against Peak and Average limit line.										





**Band 4 - 5725~5850MHz**

**WIFI 802.11ax HE40 (Band Edge)**

WIFI	Note	Frequency	Level	Over	Limit	Read	Antenna	Path	MIMO	Grounding	Peak
Ant.				Limit	Line	Level	Factor	Loss	Factor	Factor	Avg.
3		( MHz )	( dBμV/m )	( dB )	( dBμV/m )	( dBμV )	( dB/m )	( dB )	( dB )	( dB )	( P/A )
802.11ax HE40 CH 151 5755MHz		5615.4	-35.76	-8.76	-27	-53.57	6.01	11.7	0	0	P
		5695	-29.47	-35.78	6.31	-47.21	6.01	11.73	0	0	P
		5713.8	-25.02	-38.59	13.87	-42.76	6.01	11.73	0	0	P
		5724.4	-22.93	-48.56	25.63	-40.68	6.01	11.74	0	0	P
	*	5755	18.83	-	-	1.06	6.01	11.76	0	0	P
	*	5755	8.36	-	-	-9.41	6.01	11.76	0	0	A
		5854.2	-34.6	-52.02	17.42	-52.43	6.01	11.82	0	0	P
		5864	-34.9	-47.98	13.08	-52.75	6.01	11.84	0	0	P
		5914.2	-35.11	-16.08	-19.03	-53.01	6.01	11.89	0	0	P
	5940.4	-35.51	-8.51	-27	-53.44	6.01	11.92	0	0	P	
802.11ax HE40 CH 159 5795MHz		5618	-38.03	-11.03	-27	-55.74	6.01	11.7	0	0	P
		5697.6	-36.66	-44.89	8.23	-54.4	6.01	11.73	0	0	P
		5701	-35.91	-46.19	10.28	-53.66	6.01	11.74	0	0	P
		5720.6	-37.64	-54.61	16.97	-55.39	6.01	11.74	0	0	P
	*	5795	19.24	-	-	1.46	6.01	11.77	0	0	P
	*	5795	9.33	-	-	-8.45	6.01	11.77	0	0	A
		5850	-24.7	-51.7	27	-45.53	6.01	11.82	0	0	P
		5855.4	-27.17	-42.66	15.49	-45	6.01	11.82	0	0	P
		5889.2	-33.33	-32.79	-0.54	-51.2	6.01	11.86	0	0	P
	5926.4	-37.65	-10.65	-27	-55.57	6.01	11.91	0	0	P	
Remark	1. No other spurious found. 2. All results are PASS against Peak and Average limit line.										



**Band 4 - 5725~5850MHz**

**WIFI 802.11ax HE80 (Band Edge)**

WIFI	Note	Frequency	Level	Over	Limit	Read	Antenna	Path	MIMO	Grounding	Peak
Ant.				Limit	Line	Level	Factor	Loss	Factor	Factor	Avg.
3		( MHz )	( dBμV/m )	( dB )	( dBμV/m )	( dBμV )	( dB/m )	( dB )	( dB )	( dB )	( P/A )
802.11ax HE80 CH 155 5775MHz		5647.6	-30.5	-3.5	-27	-48.23	6.01	11.72	0	0	P
		5700	-19.59	-29.59	10	-37.33	6.01	11.73	0	0	P
		5719.6	-11.01	-26.5	15.49	-28.76	6.01	11.74	0	0	P
		5721	-11.01	-28.89	17.88	-28.76	6.01	11.74	0	0	P
	*	5775	16.27	-	-	-1.5	6.01	11.76	0	0	P
	*	5775	6.04	-	-	-11.73	6.01	11.76	0	0	A
		5850.4	-20.66	-46.75	26.09	-38.49	6.01	11.82	0	0	P
		5862.2	-14.7	-28.28	13.58	-32.54	6.01	11.83	0	0	P
		5876	-22.99	-32.25	9.26	-40.84	6.01	11.84	0	0	P
	5927.2	-31.46	-4.46	-27	-49.38	6.01	11.91	0	0	P	
Remark	1. No other spurious found. 2. All results are PASS against Peak and Average limit line.										



**Band 4 - 5725~5850MHz**

**WIFI 802.11ax HE20 (Band Edge)**

WIFI	Note	Frequency	Level	Over	Limit	Read	Antenna	Path	MIMO	Grounding	Peak
Ant.				Limit	Line	Level	Factor	Loss	Factor	Factor	Avg.
4		( MHz )	( dBμV/m )	( dB )	( dBμV/m )	( dBμV )	( dB/m )	( dB )	( dB )	( dB )	( P/A )
<b>802.11ax HE20 CH 149 5745MHz</b>		5649.8	-34.21	-7.21	-27	-51.94	6.01	11.72	0	0	P
		5650.8	-34.14	-7.73	-26.41	-51.87	6.01	11.72	0	0	P
		5719.6	-27.11	-42.6	15.49	-44.86	6.01	11.74	0	0	P
		5724.8	-24.44	-50.98	26.54	-42.19	6.01	11.74	0	0	P
	*	5745	22.72	-	-	3.97	6.01	11.74	0	0	P
	*	5745	11.24	-	-	-6.51	6.01	11.74	0	0	A
<b>802.11ax HE20 CH 165 5825MHz</b>		5640.275	-35.02	-8.02	-27	-52.74	6.01	11.71	0	0	P
		5651.075	-35.21	-9.01	-26.2	-52.94	6.01	11.72	0	0	P
		5717.45	-35.69	-50.58	14.89	-53.44	6.01	11.74	0	0	P
		5724.65	-34.28	-60.48	26.2	-52.03	6.01	11.74	0	0	P
	*	5825	22.06	-	-	4.25	6.01	11.79	0	0	P
	*	5825	11.84	-	-	-5.96	6.01	11.79	0	0	A
		5850.6	-31.88	-57.51	25.63	-49.71	6.01	11.82	0	0	P
		5856.4	-32.05	-47.26	15.21	-49.89	6.01	11.83	0	0	P
		5916.2	-34.02	-13.51	-20.51	-51.93	6.01	11.9	0	0	P
	5925.6	-34.75	-7.75	-27	-52.67	6.01	11.91	0	0	P	
<b>Remark</b>	1. No other spurious found. 2. All results are PASS against Peak and Average limit line.										



**Band 4 - 5725~5850MHz**

**WIFI 802.11ax HE40 (Band Edge)**

WIFI	Note	Frequency	Level	Over	Limit	Read	Antenna	Path	MIMO	Grounding	Peak
Ant.				Limit	Line	Level	Factor	Loss	Factor	Factor	Avg.
4		( MHz )	( dBμV/m )	( dB )	( dBμV/m )	( dBμV )	( dB/m )	( dB )	( dB )	( dB )	( P/A )
802.11ax HE40 CH 151 5755MHz		5628.4	-35.3	-8.3	-27	-53.02	6.01	11.71	0	0	P
		5698.8	-29.08	-38.2	9.12	-46.82	6.01	11.73	0	0	P
		5714	-26.11	-40.03	13.92	-43.85	6.01	11.73	0	0	P
		5725	-23.45	-50.45	27	-41.2	6.01	11.74	0	0	P
	*	5755	19.19	-	-	1.41	6.01	11.76	0	0	P
	*	5755	8.38	-	-	-9.39	6.01	11.76	0	0	A
		5852	-35.43	-57.87	22.44	-53.26	6.01	11.82	0	0	P
		5857.4	-34.8	-49.73	14.93	-52.64	6.01	11.83	0	0	P
		5909	-36.22	-21.03	-15.19	-54.12	6.01	11.89	0	0	P
	5931.2	-35.75	-8.75	-27	-53.67	6.01	11.91	0	0	P	
802.11ax HE40 CH 159 5795MHz		5612.4	-35.81	-8.81	-27	-53.53	6.01	11.71	0	0	P
		5694	-34.23	-39.81	5.58	-51.97	6.01	11.73	0	0	P
		5704.2	-34.76	-45.94	11.18	-52.51	6.01	11.74	0	0	P
		5724.8	-35.61	-62.15	26.54	-53.36	6.01	11.74	0	0	P
	*	5795	18.06	-	-	0.28	6.01	11.77	0	0	P
	*	5795	8.11	-	-	-9.67	6.01	11.77	0	0	A
		5850.8	-29.74	-54.92	25.18	-47.57	6.01	11.82	0	0	P
		5855.8	-30.67	-46.05	15.38	-48.51	6.01	11.83	0	0	P
		5877	-34.32	-42.83	8.51	-52.17	6.01	11.84	0	0	P
	5944.2	-35.84	-8.84	-27	-53.77	6.01	11.92	0	0	P	
Remark	1. No other spurious found. 2. All results are PASS against Peak and Average limit line.										



**Band 4 - 5725~5850MHz**

**WIFI 802.11ax HE80 (Band Edge)**

WIFI	Note	Frequency	Level	Over	Limit	Read	Antenna	Path	MIMO	Grounding	Peak
Ant.				Limit	Line	Level	Factor	Loss	Factor	Factor	Avg.
4		( MHz )	( dBμV/m )	( dB )	( dBμV/m )	( dBμV )	( dB/m )	( dB )	( dB )	( dB )	( P/A )
802.11ax HE80 CH 155 5775MHz		5630.6	-32.82	-5.82	-27	-50.54	6.01	11.71	0	0	P
		5699.8	-22.86	-32.71	9.85	-40.6	6.01	11.73	0	0	P
		5719.8	-17.01	-32.55	15.54	-34.76	6.01	11.74	0	0	P
		5722	-17.11	-37.27	20.16	-34.86	6.01	11.74	0	0	P
	*	5775	15.07	-	-	-2.7	6.01	11.76	0	0	P
	*	5775	5.43	-	-	-12.34	6.01	11.76	0	0	A
		5850	-24.31	-51.31	27	-42.14	6.01	11.82	0	0	P
		5863.6	-20.65	-33.84	13.19	-38.5	6.01	11.84	0	0	P
		5883.4	-29.35	-33.11	3.76	-47.21	6.01	11.85	0	0	P
	5928.8	-34.81	-7.81	-27	-52.72	6.01	11.9	0	0	P	
Remark	1. No other spurious found. 2. All results are PASS against Peak and Average limit line.										



<Middle Unmodulated>

Band 4 - 5725~5850MHz

WIFI 802.11ax HE20 (Band Edge)

WIFI	Note	Frequency	Level	Over	Limit	Read	Antenna	Path	MIMO	Grounding	Peak
Ant.				Limit	Line	Level	Factor	Loss	Factor	Factor	Avg.
1		( MHz )	( dBμV/m )	( dB )	( dBμV/m )	( dBμV )	( dB/m )	( dB )	( dB )	( dB )	( P/A )
802.11ax HE20 CH 149 5745MHz		5625.2	-34.89	-7.89	-27	-52.61	6.01	11.71	0	0	P
		5698.2	-24.22	-32.89	8.67	-41.96	6.01	11.73	0	0	P
		5718.8	-11.69	-26.95	15.26	-29.44	6.01	11.74	0	0	P
		5723.4	-4.48	-27.89	23.35	-22.23	6.01	11.74	0	0	P
	*	5745	21.23	-	-	3.48	6.01	11.74	0	0	P
	*	5745	11.61	-	-	-6.14	6.01	11.74	0	0	A
802.11ax HE20 CH 165 5825MHz		5636.225	-35.56	-8.56	-27	-53.28	6.01	11.71	0	0	P
		5690.225	-34.85	-37.64	2.79	-52.59	6.01	11.73	0	0	P
		5706.2	-34.19	-45.93	11.74	-51.94	6.01	11.74	0	0	P
		5720.375	-35.23	-51.69	16.46	-52.98	6.01	11.74	0	0	P
	*	5825	23.26	-	-	5.46	6.01	11.79	0	0	P
	*	5825	12.98	-	-	-4.82	6.01	11.79	0	0	A
		5850.4	-7.14	-33.23	26.09	-24.97	6.01	11.82	0	0	P
		5857	-12.5	-27.54	15.04	-30.34	6.01	11.83	0	0	P
		5880.4	-20.43	-26.42	5.99	-38.29	6.01	11.85	0	0	P
	5927.2	-34.74	-7.74	-27	-52.66	6.01	11.91	0	0	P	
Remark	1. No other spurious found. 2. All results are PASS against Peak and Average limit line.										



**Band 4 - 5725~5850MHz**

**WIFI 802.11ax HE40 (Band Edge)**

WIFI	Note	Frequency	Level	Over	Limit	Read	Antenna	Path	MIMO	Grounding	Peak
Ant.				Limit	Line	Level	Factor	Loss	Factor	Factor	Avg.
1		( MHz )	( dBμV/m )	( dB )	( dBμV/m )	( dBμV )	( dB/m )	( dB )	( dB )	( dB )	( P/A )
802.11ax HE40 CH 151 5755MHz		5634.2	-32.05	-5.05	-27	-49.77	6.01	11.71	0	0	P
		5680.8	-25.2	-21.03	-4.17	-42.94	6.01	11.73	0	0	P
		5712.4	-17.27	-30.74	13.47	-35.02	6.01	11.74	0	0	P
		5720.4	-20.45	-36.96	16.51	-38.2	6.01	11.74	0	0	P
	*	5755	19.55	-	-	1.78	6.01	11.76	0	0	P
	*	5755	8.97	-	-	-8.8	6.01	11.76	0	0	A
		5855	-33.81	-49.41	15.6	-51.64	6.01	11.82	0	0	P
		5855	-33.81	-49.41	15.6	-51.64	6.01	11.82	0	0	P
		5875.2	-33.41	-43.26	9.85	-51.26	6.01	11.84	0	0	P
	5931.4	-36.23	-9.23	-27	-54.15	6.01	11.91	0	0	P	
802.11ax HE40 CH 159 5795MHz		5628.6	-35.07	-8.07	-27	-52.79	6.01	11.71	0	0	P
		5674	-32.02	-23.82	-9.2	-49.76	6.01	11.73	0	0	P
		5719.8	-27.63	-43.17	15.54	-45.38	6.01	11.74	0	0	P
		5725	-24.28	-51.29	27	-42.04	6.01	11.74	0	0	P
	*	5795	19.99	-	-	2.21	6.01	11.77	0	0	P
	*	5795	9.12	-	-	-8.66	6.01	11.77	0	0	A
		5854.8	-27.67	-43.73	16.06	-45.5	6.01	11.82	0	0	P
		5861.4	-23.41	-37.22	13.81	-41.25	6.01	11.83	0	0	P
		5877.6	-29.82	-37.89	8.07	-47.67	6.01	11.84	0	0	P
	5925.8	-35.93	-8.93	-27	-53.85	6.01	11.91	0	0	P	
Remark	1. No other spurious found. 2. All results are PASS against Peak and Average limit line.										



Band 4 - 5725~5850MHz

WIFI 802.11ax HE80 (Band Edge)

WIFI	Note	Frequency	Level	Over	Limit	Read	Antenna	Path	MIMO	Grounding	Peak
Ant.				Limit	Line	Level	Factor	Loss	Factor	Factor	Avg.
1		( MHz )	( dBμV/m )	( dB )	( dBμV/m )	( dBμV )	( dB/m )	( dB )	( dB )	( dB )	( P/A )
802.11ax HE80 CH 155 5775MHz		5627.8	-30.43	-3.43	-27	-48.15	6.01	11.71	0	0	P
		5680.6	-22.71	-18.39	4.32	-40.45	6.01	11.73	0	0	P
		5720	-16.2	-31.8	15.6	-33.95	6.01	11.74	0	0	P
		5724	-15.46	-40.18	24.72	-33.21	6.01	11.74	0	0	P
	*	5775	16.81	-	-	-0.96	6.01	11.76	0	0	P
	*	5775	6.88	-	-	-10.89	6.01	11.76	0	0	A
		5852	-18.31	-40.75	22.44	-36.14	6.01	11.82	0	0	P
		5856.4	-18.39	-33.6	15.21	-36.23	6.01	11.83	0	0	P
		5876	-24.3	-33.56	9.26	-42.15	6.01	11.84	0	0	P
	5926	-29.59	-2.59	-27	-47.51	6.01	11.91	0	0	P	
Remark	1. No other spurious found. 2. All results are PASS against Peak and Average limit line.										





**Band 4 - 5725~5850MHz**

**WIFI 802.11ax HE20 (Band Edge)**

WIFI	Note	Frequency	Level	Over	Limit	Read	Antenna	Path	MIMO	Grounding	Peak
Ant.				Limit	Line	Level	Factor	Loss	Factor	Factor	Avg.
2		( MHz )	( dBμV/m )	( dB )	( dBμV/m )	( dBμV )	( dB/m )	( dB )	( dB )	( dB )	( P/A )
<b>802.11ax HE20 CH 149 5745MHz</b>		5644.4	-35.24	-8.24	-27	-52.96	6.01	11.71	0	0	P
		5700	-26.71	-36.71	-10	-44.45	6.01	11.73	0	0	P
		5720	-12.86	-28.46	15.6	-30.61	6.01	11.74	0	0	P
		5724	-6.97	-31.69	24.72	-24.72	6.01	11.72	0	0	P
	*	5745	21.69	-	-	3.94	6.01	11.74	0	0	P
	*	5745	11.24	-	-	-6.51	6.01	11.74	0	0	A
<b>802.11ax HE20 CH 165 5825MHz</b>		5630.375	-35.28	-8.28	-27	-53	6.01	11.71	0	0	P
		5673.8	-35.71	-26.36	-9.35	-53.45	6.01	11.73	0	0	P
		5713.625	-35.31	-49.13	13.82	-53.05	6.01	11.73	0	0	P
		5722.85	-34.24	-56.34	22.1	-51.99	6.01	11.74	0	0	P
	*	5825	23.84	-	-	6.04	6.01	11.79	0	0	P
	*	5825	12.73	-	-	-5.07	6.01	11.79	0	0	A
		5850	-8.79	-35.79	27	-26.62	6.01	11.82	0	0	P
		5857.2	-15.18	-30.16	14.98	-33.02	6.01	11.83	0	0	P
		5875	-24.45	-34.45	10	-42.3	6.01	11.84	0	0	P
	5929.2	-34.84	-7.84	-27	-52.75	6.01	11.9	0	0	P	
<b>Remark</b>	1. No other spurious found. 2. All results are PASS against Peak and Average limit line.										



**Band 4 - 5725~5850MHz**

**WIFI 802.11ax HE40 (Band Edge)**

WIFI	Note	Frequency	Level	Over	Limit	Read	Antenna	Path	MIMO	Grounding	Peak
Ant.				Limit	Line	Level	Factor	Loss	Factor	Factor	Avg.
2		( MHz )	( dBμV/m )	( dB )	( dBμV/m )	( dBμV )	( dB/m )	( dB )	( dB )	( dB )	( P/A )
802.11ax HE40 CH 151 5755MHz		5641.6	-34.84	-7.84	-27	-52.56	6.01	11.71	0	0	P
		5689.6	-28.06	-30.39	2.33	-45.8	6.01	11.73	0	0	P
		5716.4	-22.48	-37.07	14.59	-40.23	6.01	11.74	0	0	P
		5724.8	-22.27	-48.81	26.54	-40.02	6.01	11.74	0	0	P
	*	5755	18.06	-	-	0.29	6.01	11.76	0	0	P
	*	5755	8.06	-	-	-9.71	6.01	11.76	0	0	A
		5854.8	-34.83	-50.89	16.06	-52.66	6.01	11.82	0	0	P
		5856	-34.81	-50.13	15.32	-52.65	6.01	11.83	0	0	P
		5905.8	-35.79	-22.96	-12.83	-53.68	6.01	11.88	0	0	P
	5931.4	-35.79	-8.79	-27	-53.71	6.01	11.91	0	0	P	
802.11ax HE40 CH 159 5795MHz		5630.6	-35.74	-8.74	-27	-53.46	6.01	11.71	0	0	P
		5681.2	-35.26	-31.39	-3.87	-53	6.01	11.73	0	0	P
		5719	-29.09	-44.41	15.32	-46.84	6.01	11.74	0	0	P
		5724.6	-27.24	-53.33	26.09	-44.99	6.01	11.74	0	0	P
	*	5795	18.44	-	-	0.66	6.01	11.77	0	0	P
	*	5795	8.65	-	-	-9.13	6.01	11.77	0	0	A
		5850	-29.62	-56.62	27	-47.45	6.01	11.82	0	0	P
		5861.2	-26.75	-40.61	13.86	-44.59	6.01	11.83	0	0	P
		5875	-28.81	-38.81	10	-46.66	6.01	11.84	0	0	P
	5937.6	-36.13	-9.13	-27	-54.06	6.01	11.92	0	0	P	
Remark	1. No other spurious found. 2. All results are PASS against Peak and Average limit line.										



Band 4 - 5725~5850MHz

WIFI 802.11ax HE80 (Band Edge)

WIFI	Note	Frequency	Level	Over	Limit	Read	Antenna	Path	MIMO	Grounding	Peak
Ant.				Limit	Line	Level	Factor	Loss	Factor	Factor	Avg.
2		( MHz )	( dBμV/m )	( dB )	( dBμV/m )	( dBμV )	( dB/m )	( dB )	( dB )	( dB )	( P/A )
802.11ax HE80 CH 155 5775MHz		5650	-32.84	-5.84	-27	-50.57	6.01	11.72	0	0	P
		5671	-26.75	-15.33	-11.42	-44.49	6.01	11.73	0	0	P
		5719	-20.13	-35.45	15.32	-37.88	6.01	11.74	0	0	P
		5723.8	-18.84	-43.1	24.26	-36.59	6.01	11.74	0	0	P
	*	5775	17.19	-	-	-0.58	6.01	11.76	0	0	P
	*	5775	6.64	-	-	-11.13	6.01	11.76	0	0	A
		5851.6	-20.01	-43.36	23.35	-37.84	6.01	11.82	0	0	P
		5856.4	-19.94	-35.15	15.21	-37.78	6.01	11.83	0	0	P
		5875.2	-25.11	-34.96	9.85	-42.96	6.01	11.84	0	0	P
	5927.4	-30.35	-3.35	-27	-48.27	6.01	11.91	0	0	P	
Remark	1. No other spurious found. 2. All results are PASS against Peak and Average limit line.										



**Band 4 - 5725~5850MHz**

**WIFI 802.11ax HE20 (Band Edge)**

WIFI	Note	Frequency	Level	Over	Limit	Read	Antenna	Path	MIMO	Grounding	Peak
Ant.				Limit	Line	Level	Factor	Loss	Factor	Factor	Avg.
3		( MHz )	( dBμV/m )	( dB )	( dBμV/m )	( dBμV )	( dB/m )	( dB )	( dB )	( dB )	( P/A )
<b>802.11ax HE20 CH 149 5745MHz</b>		5640.8	-34.64	-7.64	-27	-52.36	6.01	11.71	0	0	P
		5699.8	-27.05	-36.9	9.85	-44.79	6.01	11.73	0	0	P
		5719.2	-14.86	-30.24	15.38	-32.61	6.01	11.74	0	0	P
		5724.4	-8.57	-34.2	25.63	-26.32	6.01	11.74	0	0	P
	*	5745	20.76	-	-	3.01	6.01	11.74	0	0	P
	*	5745	11.33	-	-	-6.42	6.01	11.74	0	0	A
<b>802.11ax HE20 CH 165 5825MHz</b>		5621.375	-34.69	-7.69	-27	-52.4	6.01	11.7	0	0	P
		5653.1	-34.82	-10.12	-24.7	-52.55	6.01	11.72	0	0	P
		5712.95	-35.13	-48.76	13.63	-52.87	6.01	11.73	0	0	P
		5725	-34.57	-61.57	27	-52.32	6.01	11.74	0	0	P
	*	5825	22.42	-	-	4.62	6.01	11.79	0	0	P
	*	5825	13.24	-	-	-4.56	6.01	11.79	0	0	A
		5850.4	-4.27	-30.36	26.09	-22.1	6.01	11.82	0	0	P
		5859.2	-10.71	-25.13	14.42	-28.55	6.01	11.83	0	0	P
		5881.4	-20.28	-25.23	5.25	-38.14	6.01	11.85	0	0	P
	5928.2	-32.85	-5.85	-27	-50.77	6.01	11.91	0	0	P	
<b>Remark</b>	1. No other spurious found. 2. All results are PASS against Peak and Average limit line.										



**Band 4 - 5725~5850MHz**

**WIFI 802.11ax HE40 (Band Edge)**

WIFI	Note	Frequency	Level	Over	Limit	Read	Antenna	Path	MIMO	Grounding	Peak
Ant.				Limit	Line	Level	Factor	Loss	Factor	Factor	Avg.
3		( MHz )	( dBμV/m )	( dB )	( dBμV/m )	( dBμV )	( dB/m )	( dB )	( dB )	( dB )	( P/A )
802.11ax HE40 CH 151 5755MHz		5601.2	-35.41	-8.41	-27	-53.12	6.01	11.7	0	0	P
		5684.6	-27.59	-26.23	-1.36	-45.33	6.01	11.73	0	0	P
		5707.8	-23.52	-35.71	12.19	-41.27	6.01	11.74	0	0	P
		5725	-21.59	-48.59	27	-39.34	6.01	11.74	0	0	P
	*	5755	19.44	-	-	1.67	6.01	11.76	0	0	P
	*	5755	8.48	-	-	-9.29	6.01	11.76	0	0	A
		5853.4	-34.58	-53.83	19.25	-52.41	6.01	11.82	0	0	P
		5866	-34.82	-47.34	12.52	-52.67	6.01	11.84	0	0	P
		5899.8	-35.22	-26.83	-8.39	-53.11	6.01	11.88	0	0	P
	5945.4	-35.47	-8.47	-27	-53.41	6.01	11.93	0	0	P	
802.11ax HE40 CH 159 5795MHz		5621.4	-35.34	-8.34	-27	-53.05	6.01	11.7	0	0	P
		5688.8	-34.52	-36.26	1.74	-52.26	6.01	11.73	0	0	P
		5719.4	-26.87	-42.3	15.43	-44.62	6.01	11.74	0	0	P
		5722	-26.43	-46.59	20.16	-44.18	6.01	11.74	0	0	P
	*	5795	19.57	-	-	1.79	6.01	11.77	0	0	P
	*	5795	9.03	-	-	-8.75	6.01	11.77	0	0	A
		5851.6	-27.45	-50.8	23.35	-45.28	6.01	11.82	0	0	P
		5864	-23.92	-37	13.08	-41.77	6.01	11.84	0	0	P
		5878	-29.63	-39.63	10	-47.48	6.01	11.84	0	0	P
	5925.8	-34.5	-7.5	-27	-52.42	6.01	11.91	0	0	P	
Remark	1. No other spurious found. 2. All results are PASS against Peak and Average limit line.										



Band 4 - 5725~5850MHz

WIFI 802.11ax HE80 (Band Edge)

WIFI	Note	Frequency	Level	Over	Limit	Read	Antenna	Path	MIMO	Grounding	Peak
Ant.				Limit	Line	Level	Factor	Loss	Factor	Factor	Avg.
3		( MHz )	( dBμV/m )	( dB )	( dBμV/m )	( dBμV )	( dB/m )	( dB )	( dB )	( dB )	( P/A )
802.11ax HE80 CH 155 5775MHz		5633	-31.53	-4.53	-27	-49.25	6.01	11.71	0	0	P
		5687.4	-24.79	-25.5	0.71	-42.54	6.01	11.74	0	0	P
		5719.6	-16.96	-32.45	15.49	-34.71	6.01	11.74	0	0	P
		5724	-16.12	-40.84	24.72	-33.87	6.01	11.74	0	0	P
	*	5775	15.97	-	-	-1.8	6.01	11.76	0	0	P
	*	5775	6.63	-	-	-11.14	6.01	11.76	0	0	A
		5854.2	-18.88	-36.3	17.42	-36.71	6.01	11.82	0	0	P
		5855.2	-18.89	-34.43	15.54	-36.72	6.01	11.82	0	0	P
		5875	-23.75	-33.75	10	-41.6	6.01	11.84	0	0	P
	5928.4	-30.55	-3.55	-27	-48.47	6.01	11.91	0	0	P	
Remark	1. No other spurious found. 2. All results are PASS against Peak and Average limit line.										



**Band 4 - 5725~5850MHz**

**WIFI 802.11ax HE20 (Band Edge)**

WIFI	Note	Frequency	Level	Over	Limit	Read	Antenna	Path	MIMO	Grounding	Peak
Ant.				Limit	Line	Level	Factor	Loss	Factor	Factor	Avg.
4		( MHz )	( dBμV/m )	( dB )	( dBμV/m )	( dBμV )	( dB/m )	( dB )	( dB )	( dB )	( P/A )
802.11ax HE20 CH 149 5745MHz		5642.2	-33.46	-6.46	-27	-51.18	6.01	11.71	0	0	P
		5699.4	-26.69	-36.25	9.56	-44.43	6.01	11.73	0	0	P
		5720	-17.4	-33	15.6	-35.15	6.01	11.74	0	0	P
		5725	-9.3	-36.3	27	-27.05	6.01	11.74	0	0	P
	*	5745	21.05	-	-	33	6.01	11.74	0	0	P
	*	5745	11.16	-	-	-6.59	6.01	11.74	0	0	A
802.11ax HE20 CH 165 5825MHz		5616.2	-34.34	-7.34	-27	-52.05	6.01	11.7	0	0	P
		5673.125	-35	-25.15	-9.85	-52.74	6.01	11.72	0	0	P
		5719.7	-35.32	-50.84	15.52	-53.07	6.01	11.74	0	0	P
		5723.3	-33.67	-56.79	23.12	-51.42	6.01	11.74	0	0	P
	*	5825	22.34	-	-	4.25	6.01	11.79	0	0	P
	*	5825	12.29	-	-	-5.96	6.01	11.79	0	0	A
		5850.2	-10.01	-36.55	26.54	-27.84	6.01	11.82	0	0	P
		5859.4	-15.93	-30.3	14.37	-33.77	6.01	11.83	0	0	P
		5875.8	-28.17	-37.58	9.41	-46.02	6.01	11.84	0	0	P
	5928.6	-34.12	-7.12	-27	-52.03	6.01	11.9	0	0	P	
Remark	1. No other spurious found. 2. All results are PASS against Peak and Average limit line.										



**Band 4 - 5725~5850MHz**

**WIFI 802.11ax HE40 (Band Edge)**

WIFI	Note	Frequency	Level	Over	Limit	Read	Antenna	Path	MIMO	Grounding	Peak
Ant.				Limit	Line	Level	Factor	Loss	Factor	Factor	Avg.
4		( MHz )	( dBμV/m )	( dB )	( dBμV/m )	( dBμV )	( dB/m )	( dB )	( dB )	( dB )	( P/A )
802.11ax HE40 CH 151 5755MHz		5644.6	-33.74	-6.74	-27	-51.46	6.01	11.71	0	0	P
		5694.8	-33.19	-39.36	6.17	-50.93	6.01	11.73	0	0	P
		5713	-27.89	-41.53	13.64	-45.63	6.01	11.73	0	0	P
		5725	-23.57	-50.57	27	-41.32	6.01	11.74	0	0	P
	*	5755	19.14	-	-	1.37	6.01	11.76	0	0	P
	*	5755	8.01	-	-	-9.76	6.01	11.76	0	0	A
		5854.2	-35.31	-53.73	17.42	-54.14	6.01	11.82	0	0	P
		5860	-35.73	-49.93	14.2	-53.57	6.01	11.83	0	0	P
		5889.4	-35.78	-35.09	-0.69	-53.65	6.01	11.86	0	0	P
	5929	-35.94	-8.94	-27	-53.85	6.01	11.9	0	0	P	
802.11ax HE40 CH 159 5795MHz		5613.2	-35.25	-8.25	-27	-52.96	6.01	11.7	0	0	P
		5681.6	-34.97	-31.39	-3.58	-52.71	6.01	11.73	0	0	P
		5717.6	-34.66	-49.59	14.93	-52.41	6.01	11.74	0	0	P
		5720.4	-35.04	-51.55	16.51	-52.79	6.01	11.74	0	0	P
	*	5795	18.81	-	-	1.03	6.01	11.77	0	0	P
	*	5795	7.8	-	-	-9.98	6.01	11.77	0	0	A
		5850.8	-34.07	-59.25	25.18	-51.9	6.01	11.82	0	0	P
		5861.4	-33.48	-47.29	13.81	-51.32	6.01	11.83	0	0	P
		5875.4	-34.46	-44.16	9.7	-52.31	6.01	11.84	0	0	P
	5948.4	-35.98	-8.98	-27	-53.92	6.01	11.93	0	0	P	
Remark	1. No other spurious found. 2. All results are PASS against Peak and Average limit line.										





Band 4 - 5725~5850MHz

WIFI 802.11ax HE80 (Band Edge)

WIFI	Note	Frequency	Level	Over	Limit	Read	Antenna	Path	MIMO	Grounding	Peak
Ant.				Limit	Line	Level	Factor	Loss	Factor	Factor	Avg.
4		( MHz )	( dBμV/m )	( dB )	( dBμV/m )	( dBμV )	( dB/m )	( dB )	( dB )	( dB )	( P/A )
802.11ax HE80 CH 155 5775MHz		5650	-33.05	-6.05	-27	-50.78	6.01	11.72	0	0	P
		5665.8	-28.35	-13.08	-15.27	-46.08	6.01	11.72	0	0	P
		5719.8	-22.48	-38.02	15.54	-40.23	6.01	11.74	0	0	P
		5724	-21.12	-45.84	24.72	-38.87	6.01	11.74	0	0	P
	*	5775	16.11	-	-	-1.66	6.01	11.76	0	0	P
	*	5775	5.92	-	-	-11.85	6.01	11.76	0	0	A
		5852	-23.62	-46.06	22.44	-41.45	6.01	11.82	0	0	P
		5857	-23.63	-38.67	15.04	-41.47	6.01	11.83	0	0	P
		5875.2	-26.61	-36.46	9.85	-44.46	6.01	11.84	0	0	P
	5942.6	-35.62	-8.62	-27	-53.55	6.01	11.92	0	0	P	
Remark	1. No other spurious found. 2. All results are PASS against Peak and Average limit line.										



**Note symbol**

*	<b>Fundamental Frequency</b> which can be ignored. However, the level of any unwanted emissions shall not exceed the level of the fundamental frequency.
!	Test result is <b>over limit</b> line.
P/A	<b>Peak</b> or <b>Average</b>
H/V	<b>Horizontal</b> or <b>Vertical</b>



A calculation example for radiated spurious emission is shown as below:

WIFI Ant.	Note	Frequency	Level	Over Limit	Limit Line	Read Level	Antenna Factor	Path Loss	Preamp Factor	Ant Pos	Table Pos	Peak Avg.	Pol.
1		( MHz )	( dBμV/m )	( dB )	( dBμV/m )	( dBμV )	( dB/m )	( dB )	( dB )	( cm )	( deg )	( P/A )	( H/V )
802.11b CH 01 2412MHz		2390	55.45	-18.55	74	54.51	32.22	4.58	35.86	103	308	P	H
		2390	43.54	-10.46	54	42.6	32.22	4.58	35.86	103	308	A	H

1. Path Loss(dB) = Cable loss(dB) + Filter loss(dB) + Attenuator loss(dB)
2. Level(dBμV/m) = Antenna Factor(dB/m) + Path Loss(dB) + Read Level(dBμV) - Preamp Factor(dB)
3. Over Limit(dB) = Level(dBμV/m) – Limit Line(dBμV/m)

**For Peak Limit @ 2390MHz:**

1. Level(dBμV/m)  
= Antenna Factor(dB/m) + Path Loss(dB) + Read Level(dBμV) - Preamp Factor(dB)  
= 32.22(dB/m) + 4.58(dB) + 54.51(dBμV) – 35.86 (dB)  
= 55.45 (dBμV/m)
2. Over Limit(dB)  
= Level(dBμV/m) – Limit Line(dBμV/m)  
= 55.45(dBμV/m) – 74(dBμV/m)  
= -18.55(dB)

**For Average Limit @ 2390MHz:**

1. Level(dBμV/m)  
= Antenna Factor(dB/m) + Path Loss(dB) + Read Level(dBμV) - Preamp Factor(dB)  
= 32.22(dB/m) + 4.58(dB) + 42.6(dBμV) – 35.86 (dB)  
= 43.54 (dBμV/m)
2. Over Limit(dB) = Level(dBμV/m) – Limit Line(dBμV/m)  
= 43.54(dBμV/m) – 54(dBμV/m)  
= -10.46(dB)

**Both peak and average measured complies with the limit line, so test result is “PASS”.**



## Appendix C. Conducted Spurious Emission

Test Engineer :	Jordan Huang	Temperature :	23~25°C
		Relative Humidity :	52~58%

### <Band-edge Unmodulated>

**Band 4 - 5725~5850MHz**  
**802.11ax HE20 (Band Edge)**

WIFI	Band 4 5725~5850MHz Band Edge	
ANT	802.11ax HE20 CH149 5745MHz	
1	CSE	Fundamental
<b>Peak</b>	<p>Site : TH01-CA Condition : PEAK_BE(B4)_16-24 ANT 6.01 HORIZONTAL Detector : Peak</p>	<p>Site : TH01-CA Condition : PEAK(LIN) ANT 6.01 HORIZONTAL Detector : Peak</p>



WIFI	Band 4 5725~5850MHz Band Edge	
ANT	802.11ax HE20 CH165 5825MHz	
1	CSE	Fundamental
<p><b>Peak</b></p>	<p>Site : TH01-CA Condition : PEAK_BE(B4)_16-24 ANT 6.01 HORIZONTAL Detector : Peak</p>	<p>Site : TH01-CA Condition : PEAK(UNIT) ANT 6.01 HORIZONTAL Detector : Peak</p>
<p><b>Peak</b></p>	<p>Site : TH01-CA Condition : PEAK_BE(B4)_16-24 ANT 6.01 HORIZONTAL Detector : Peak</p>	<p><b>Left blank</b></p>



**Band 4 - 5725~5850MHz**  
**802.11ax HE40 (Band Edge)**

WIFI	Band 4 5725~5850MHz Band Edge	
ANT	802.11ax HE40 CH151 5755MHz	
1	CSE	Fundamental
Peak	<p>Site : TH01-CA            Condition : PEAK_BE(B4)_16-24 ANT 6.01 HORIZONTAL            Detector : Peak</p>	<p>Site : TH01-CA            Condition : PEAK(UIN) ANT 6.01 HORIZONTAL            Detector : Peak</p>
Peak	<p>Site : TH01-CA            Condition : PEAK_BE(B4)_16-24 ANT 6.01 HORIZONTAL            Detector : Peak</p>	Left blank



WIFI	Band 4 5725~5850MHz Band Edge	
ANT	802.11ax HE40 CH159 5795MHz	
1	CSE	Fundamental
<p><b>Peak</b></p>	<p>Site : TH01-CA Condition : PEAK_BE(B4)_16-24 ANT 6.01 HORIZONTAL Detector : Peak</p>	<p>Site : TH01-CA Condition : PEAK(UNIT) ANT 6.01 HORIZONTAL Detector : Peak</p>
<p><b>Peak</b></p>	<p>Site : TH01-CA Condition : PEAK_BE(B4)_16-24 ANT 6.01 HORIZONTAL Detector : Peak</p>	<p><b>Left blank</b></p>



**Band 4 - 5725~5850MHz**  
**802.11ax HE80 (Band Edge)**

WIFI	Band 4 5725~5850MHz Band Edge	
ANT	802.11ax HE80 CH155 5775MHz	
1	CSE	Fundamental
<b>Peak</b>	<p>Site : TH01-CA            Condition : PEAK_BE(B4)_16-24 ANT 6.01 HORIZONTAL            Detector : Peak</p>	<p>Site : TH01-CA            Condition : PEAK(LINII) ANT 6.01 HORIZONTAL            Detector : Peak</p>
<b>Peak</b>	<p>Site : TH01-CA            Condition : PEAK_BE(B4)_16-24 ANT 6.01 HORIZONTAL            Detector : Peak</p>	<b>Left blank</b>





**Band 4 - 5725~5850MHz**  
**802.11ax HE20 (Band Edge)**

WIFI	Band 4 5725~5850MHz Band Edge	
ANT	802.11ax HE20 CH149 5745MHz	
2	CSE	Fundamental
Peak	<p>Date: 05-21-2020 PEAK_BE(B4)_46.24</p> <p>Site : TH01-CA Condition : PEAK_BE(B4)_16-24 ANT 6.01 HORIZONTAL Detector : Peak</p>	<p>Date: 05-21-2020 PEAK(UNIT) ANT 6.01 HORIZONTAL AVG_41.2</p> <p>Site : TH01-CA Condition : PEAK(UNIT) ANT 6.01 HORIZONTAL Detector : Peak</p>



WIFI	Band 4 5725~5850MHz Band Edge	
ANT	802.11ax HE20 CH165 5825MHz	
2	CSE	Fundamental
<p><b>Peak</b></p>		
<p><b>Peak</b></p>		<p><b>Left blank</b></p>



**Band 4 - 5725~5850MHz**  
**802.11ax HE40 (Band Edge)**

WIFI	Band 4 5725~5850MHz Band Edge	
ANT	802.11ax HE40 CH151 5755MHz	
2	CSE	Fundamental
Peak	<p>Site : TH01-CA            Condition : PEAK_BE(B4)_16-24 ANT 6.01 HORIZONTAL            Detector : Peak</p>	<p>Site : TH01-CA            Condition : PEAK(UNIT) ANT 6.01 HORIZONTAL            Detector : Peak</p>
Peak	<p>Site : TH01-CA            Condition : PEAK_BE(B4)_16-24 ANT 6.01 HORIZONTAL            Detector : Peak</p>	Left blank



WIFI	Band 4 5725~5850MHz Band Edge	
ANT	802.11ax HE40 CH159 5795MHz	
2	CSE	Fundamental
<p><b>Peak</b></p>	<p>Date: 05-21-2020 PEAK_BE(B4)_16-24</p> <p>Site : TH01-CA Condition : PEAK_BE(B4)_16-24 ANT 6.01 HORIZONTAL Detector : Peak</p>	<p>Date: 05-21-2020 PEAK(UNIT) AVG_412</p> <p>Site : TH01-CA Condition : PEAK(UNIT) ANT 6.01 HORIZONTAL Detector : Peak</p>
<p><b>Peak</b></p>	<p>Date: 05-21-2020 PEAK_BE(B4)_16-24</p> <p>Site : TH01-CA Condition : PEAK_BE(B4)_16-24 ANT 6.01 HORIZONTAL Detector : Peak</p>	<p><b>Left blank</b></p>



**Band 4 - 5725~5850MHz**  
**802.11ax HE80 (Band Edge)**

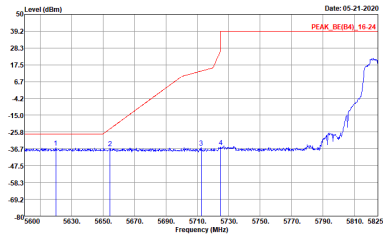
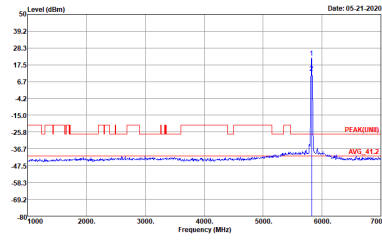
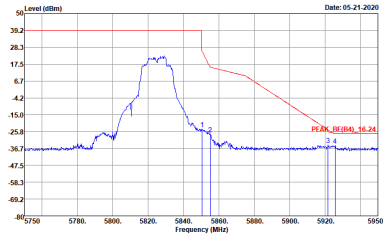
WIFI	Band 4 5725~5850MHz Band Edge	
ANT	802.11ax HE80 CH155 5775MHz	
2	CSE	Fundamental
Peak	<p>Site : TH01-CA            Condition : PEAK_BE(B4)_16-24 ANT 6.01 HORIZONTAL            Detector : Peak</p>	<p>Site : TH01-CA            Condition : PEAK(UIN) ANT 6.01 HORIZONTAL            Detector : Peak</p>
Peak	<p>Site : TH01-CA            Condition : PEAK_BE(B4)_16-24 ANT 6.01 HORIZONTAL            Detector : Peak</p>	Left blank



**Band 4 - 5725~5850MHz**  
**802.11ax HE20 (Band Edge)**

WIFI	Band 4 5725~5850MHz Band Edge	
ANT	802.11ax HE20 CH149 5745MHz	
3	CSE	Fundamental
Peak	<p>Site : TH01-CA          Condition : PEAK_BE(B4)_16-24 ANT 6.01 HORIZONTAL          Detector : Peak</p>	<p>Site : TH01-CA          Condition : PEAK(LIN) ANT 6.01 HORIZONTAL          Detector : Peak</p>



WIFI	Band 4 5725~5850MHz Band Edge	
ANT	802.11ax HE20 CH165 5825MHz	
3	CSE	Fundamental
<p><b>Peak</b></p>		
<p><b>Peak</b></p>		<p><b>Left blank</b></p>



**Band 4 - 5725~5850MHz**  
**802.11ax HE40 (Band Edge)**

WIFI	Band 4 5725~5850MHz Band Edge	
ANT	802.11ax HE40 CH151 5755MHz	
3	CSE	Fundamental
Peak	<p>Site : TH01-CA            Condition : PEAK_BE(B4)_16-24 ANT 6.01 HORIZONTAL            Detector : Peak</p>	<p>Site : TH01-CA            Condition : PEAK(UN) ANT 6.01 HORIZONTAL            Detector : Peak</p>
Peak	<p>Site : TH01-CA            Condition : PEAK_BE(B4)_16-24 ANT 6.01 HORIZONTAL            Detector : Peak</p>	Left blank





WIFI	Band 4 5725~5850MHz Band Edge	
ANT	802.11ax HE40 CH159 5795MHz	
3	CSE	Fundamental
<p><b>Peak</b></p>	<p>Site : TH01-CA Condition : PEAK_BE(B4)_16-24 ANT 6.01 HORIZONTAL Detector : Peak</p>	<p>Site : TH01-CA Condition : PEAK(UNIT) ANT 6.01 HORIZONTAL Detector : Peak</p>
<p><b>Peak</b></p>	<p>Site : TH01-CA Condition : PEAK_BE(B4)_16-24 ANT 6.01 HORIZONTAL Detector : Peak</p>	<p><b>Left blank</b></p>



**Band 4 - 5725~5850MHz**  
**802.11ax HE80 (Band Edge)**

WIFI	Band 4 5725~5850MHz Band Edge	
ANT	802.11ax HE80 CH155 5775MHz	
3	CSE	Fundamental
Peak	<p>Site : TH01-CA            Condition : PEAK_BE(B4)_16-24 ANT 6.01 HORIZONTAL            Detector : Peak</p>	<p>Site : TH01-CA            Condition : PEAK(UNIT) ANT 6.01 HORIZONTAL            Detector : Peak</p>
Peak	<p>Site : TH01-CA            Condition : PEAK_BE(B4)_16-24 ANT 6.01 HORIZONTAL            Detector : Peak</p>	Left blank



**Band 4 - 5725~5850MHz**  
**802.11ax HE20 (Band Edge)**

WIFI	Band 4 5725~5850MHz Band Edge	
ANT	802.11ax HE20 CH149 5745MHz	
4	CSE	Fundamental
Peak	<p>Site : TH01-CA          Condition : PEAK_BE(B4)_16-24 ANT 6.01 HORIZONTAL          Detector : Peak</p>	<p>Site : TH01-CA          Condition : PEAK(UNIT) ANT 6.01 HORIZONTAL          Detector : Peak</p>



WIFI	Band 4 5725~5850MHz Band Edge	
ANT	802.11ax HE20 CH165 5825MHz	
4	CSE	Fundamental
<p><b>Peak</b></p>		
<p><b>Peak</b></p>		<p><b>Left blank</b></p>



**Band 4 - 5725~5850MHz**  
**802.11ax HE40 (Band Edge)**

WIFI	Band 4 5725~5850MHz Band Edge	
ANT	802.11ax HE40 CH151 5755MHz	
4	CSE	Fundamental
Peak	<p>Site : TH01-CA            Condition : PEAK_BE(B4)_16-24 ANT 6.01 HORIZONTAL            Detector : Peak</p>	<p>Site : TH01-CA            Condition : PEAK(UNIT) ANT 6.01 HORIZONTAL            Detector : Peak</p>
Peak	<p>Site : TH01-CA            Condition : PEAK_BE(B4)_16-24 ANT 6.01 HORIZONTAL            Detector : Peak</p>	Left blank



WIFI	Band 4 5725~5850MHz Band Edge	
ANT	802.11ax HE40 CH159 5795MHz	
4	CSE	Fundamental
Peak	<p>Site : TH01-CA Condition : PEAK_BE(B4)_16-24 ANT 6.01 HORIZONTAL Detector : Peak</p>	<p>Site : TH01-CA Condition : PEAK(UNIT) ANT 6.01 HORIZONTAL Detector : Peak</p>
Peak	<p>Site : TH01-CA Condition : PEAK_BE(B4)_16-24 ANT 6.01 HORIZONTAL Detector : Peak</p>	Left blank



**Band 4 - 5725~5850MHz**  
**802.11ax HE80 (Band Edge)**

WIFI	Band 4 5725~5850MHz Band Edge	
ANT	802.11ax HE80 CH155 5775MHz	
4	CSE	Fundamental
Peak	<p>Site : TH01-CA            Condition : PEAK_BE(B4)_16-24 ANT 6.01 HORIZONTAL            Detector : Peak</p>	<p>Site : TH01-CA            Condition : PEAK(UNIT) ANT 6.01 HORIZONTAL            Detector : Peak</p>
Peak	<p>Site : TH01-CA            Condition : PEAK_BE(B4)_16-24 ANT 6.01 HORIZONTAL            Detector : Peak</p>	Left blank



<Middle Unmodulated>

**Band 4 - 5725~5850MHz**  
**802.11ax HE20 (Band Edge)**

WIFI	Band 4 5725~5850MHz Band Edge	
ANT	802.11ax HE20 CH149 5745MHz	
1	CSE	Fundamental
Peak	<p>Site : TH01-CA Condition : PEAK_BE(84)_16-24 ANT 6.01 HORIZONTAL Detector : Peak</p>	<p>Site : TH01-CA Condition : PEAK(UNIT) ANT 6.01 HORIZONTAL Detector : Peak</p>





WIFI	Band 4 5725~5850MHz Band Edge	
ANT	802.11ax HE20 CH165 5825MHz	
1	CSE	Fundamental
<p><b>Peak</b></p>	<p>Site : TH01-CA Condition : PEAK_BE(B4)_16-24 ANT 6.01 HORIZONTAL Detector : Peak</p>	<p>Site : TH01-CA Condition : PEAK(UNIT) ANT 6.01 HORIZONTAL Detector : Peak</p>
<p><b>Peak</b></p>	<p>Site : TH01-CA Condition : PEAK_BE(B4)_16-24 ANT 6.01 HORIZONTAL Detector : Peak</p>	<p><b>Left blank</b></p>



**Band 4 - 5725~5850MHz**  
**802.11ax HE40 (Band Edge)**

WIFI	Band 4 5725~5850MHz Band Edge	
ANT	802.11ax HE40 CH151 5755MHz	
<b>1</b>	<b>CSE</b>	<b>Fundamental</b>
<b>Peak</b>	<p>Site : TH01-CA            Condition : PEAK_BE(B4)_16-24 ANT 6.01 HORIZONTAL            Detector : Peak</p>	<p>Site : TH01-CA            Condition : PEAK(LINII) ANT 6.01 HORIZONTAL            Detector : Peak</p>
<b>Peak</b>	<p>Site : TH01-CA            Condition : PEAK_BE(B4)_16-24 ANT 6.01 HORIZONTAL            Detector : Peak</p>	<b>Left blank</b>



WIFI	Band 4 5725~5850MHz Band Edge	
ANT	802.11ax HE40 CH159 5795MHz	
1	CSE	Fundamental
<p><b>Peak</b></p>	<p>Date: 05-20-2020 PEAK_BE(B4)_16-24</p> <p>Site : TH01-CA Condition : PEAK_BE(B4)_16-24 ANT 6.01 HORIZONTAL Detector : Peak</p>	<p>Date: 05-20-2020 PEAK(LINB) AVG 41.2</p> <p>Site : TH01-CA Condition : PEAK(LINB) ANT 6.01 HORIZONTAL Detector : Peak</p>
<p><b>Peak</b></p>	<p>Date: 05-20-2020 PEAK_BE(B4)_16-24</p> <p>Site : TH01-CA Condition : PEAK_BE(B4)_16-24 ANT 6.01 HORIZONTAL Detector : Peak</p>	<p><b>Left blank</b></p>



**Band 4 - 5725~5850MHz**  
**802.11ax HE80 (Band Edge)**

WIFI	Band 4 5725~5850MHz Band Edge	
ANT	802.11ax HE80 CH155 5775MHz	
1	CSE	Fundamental
Peak	<p>Site : TH01-CA            Condition : PEAK_BE(B4)_16-24 ANT 6.01 HORIZONTAL            Detector : Peak</p>	<p>Site : TH01-CA            Condition : PEAK(LIN) ANT 6.01 HORIZONTAL            Detector : Peak</p>
Peak	<p>Site : TH01-CA            Condition : PEAK_BE(B4)_16-24 ANT 6.01 HORIZONTAL            Detector : Peak</p>	Left blank



**Band 4 - 5725~5850MHz**  
**802.11ax HE20 (Band Edge)**

WIFI	Band 4 5725~5850MHz Band Edge	
ANT	802.11ax HE20 CH149 5745MHz	
2	CSE	Fundamental
Peak	<p>Site : TH01-CA          Condition : PEAK_BE(B4)_16-24 ANT 6.01 HORIZONTAL          Detector : Peak</p>	<p>Site : TH01-CA          Condition : PEAK(UNIT) ANT 6.01 HORIZONTAL          Detector : Peak</p>



WIFI	Band 4 5725~5850MHz Band Edge	
ANT	802.11ax HE20 CH165 5825MHz	
2	CSE	Fundamental
<p><b>Peak</b></p>	<p>Site : TH01-CA Condition : PEAK_BE(B4)_16-24 ANT 6.01 HORIZONTAL Detector : Peak</p>	<p>Site : TH01-CA Condition : PEAK(UINB) ANT 6.01 HORIZONTAL Detector : Peak</p>
<p><b>Peak</b></p>	<p>Site : TH01-CA Condition : PEAK_BE(B4)_16-24 ANT 6.01 HORIZONTAL Detector : Peak</p>	<p><b>Left blank</b></p>



**Band 4 - 5725~5850MHz**  
**802.11ax HE40 (Band Edge)**

WIFI	Band 4 5725~5850MHz Band Edge	
ANT	802.11ax HE40 CH151 5755MHz	
<b>2</b>	<b>CSE</b>	<b>Fundamental</b>
<b>Peak</b>	<p>Site : TH01-CA            Condition : PEAK_BE(B4)_16-24 ANT 6.01 HORIZONTAL            Detector : Peak</p>	<p>Site : TH01-CA            Condition : PEAK(U) ANT 6.01 HORIZONTAL            Detector : Peak</p>
<b>Peak</b>	<p>Site : TH01-CA            Condition : PEAK_BE(B4)_16-24 ANT 6.01 HORIZONTAL            Detector : Peak</p>	<b>Left blank</b>



WIFI	Band 4 5725~5850MHz Band Edge	
ANT	802.11ax HE40 CH159 5795MHz	
2	CSE	Fundamental
<p><b>Peak</b></p>	<p>Site : TH01-CA Condition : PEAK_BE(B4)_16-24 ANT 6.01 HORIZONTAL Detector : Peak</p>	<p>Site : TH01-CA Condition : PEAK(UNIT) ANT 6.01 HORIZONTAL Detector : Peak</p>
<p><b>Peak</b></p>	<p>Site : TH01-CA Condition : PEAK_BE(B4)_16-24 ANT 6.01 HORIZONTAL Detector : Peak</p>	<p><b>Left blank</b></p>





**Band 4 - 5725~5850MHz**  
**802.11ax HE80 (Band Edge)**

WIFI	Band 4 5725~5850MHz Band Edge	
ANT	802.11ax HE80 CH155 5775MHz	
2	CSE	Fundamental
Peak	<p>Site : TH01-CA            Condition : PEAK_BE(B4)_16-24 ANT 6.01 HORIZONTAL            Detector : Peak</p>	<p>Site : TH01-CA            Condition : PEAK(FUN) ANT 6.01 HORIZONTAL            Detector : Peak</p>
Peak	<p>Site : TH01-CA            Condition : PEAK_BE(B4)_16-24 ANT 6.01 HORIZONTAL            Detector : Peak</p>	Left blank



**Band 4 - 5725~5850MHz**  
**802.11ax HE20 (Band Edge)**

WIFI	Band 4 5725~5850MHz Band Edge	
ANT	802.11ax HE20 CH149 5745MHz	
3	CSE	Fundamental
Peak	<p>Site : TH01-CA          Condition : PEAK_BE(B4)_16-24 ANT 6.01 HORIZONTAL          Detector : Peak</p>	<p>Site : TH01-CA          Condition : PEAK(UNIT) ANT 6.01 HORIZONTAL          Detector : Peak</p>



WIFI	Band 4 5725~5850MHz Band Edge	
ANT	802.11ax HE20 CH165 5825MHz	
3	CSE	Fundamental
<p><b>Peak</b></p>	<p>Site : TH01-CA Condition : PEAK_BE(B4)_16-24 ANT 6.01 HORIZONTAL Detector : Peak</p>	<p>Site : TH01-CA Condition : PEAK(UNIT) ANT 6.01 HORIZONTAL Detector : Peak</p>
<p><b>Peak</b></p>	<p>Site : TH01-CA Condition : PEAK_BE(B4)_16-24 ANT 6.01 HORIZONTAL Detector : Peak</p>	<p><b>Left blank</b></p>



**Band 4 - 5725~5850MHz**  
**802.11ax HE40 (Band Edge)**

WIFI	Band 4 5725~5850MHz Band Edge	
ANT	802.11ax HE40 CH151 5755MHz	
<b>3</b>	<b>CSE</b>	<b>Fundamental</b>
<b>Peak</b>	<p>Site : TH01-CA            Condition : PEAK_BE(B4)_16-24 ANT 6.01 HORIZONTAL            Detector : Peak</p>	<p>Site : TH01-CA            Condition : PEAK(U) ANT 6.01 HORIZONTAL            Detector : Peak</p>
<b>Peak</b>	<p>Site : TH01-CA            Condition : PEAK_BE(B4)_16-24 ANT 6.01 HORIZONTAL            Detector : Peak</p>	<b>Left blank</b>



WIFI	Band 4 5725~5850MHz Band Edge	
ANT	802.11ax HE40 CH159 5795MHz	
3	CSE	Fundamental
<p><b>Peak</b></p>	<p>Site : TH01-CA Condition : PEAK_BE(B4)_16-24 ANT 6.01 HORIZONTAL Detector : Peak</p>	<p>Site : TH01-CA Condition : PEAK(UNIT) ANT 6.01 HORIZONTAL Detector : Peak</p>
<p><b>Peak</b></p>	<p>Site : TH01-CA Condition : PEAK_BE(B4)_16-24 ANT 6.01 HORIZONTAL Detector : Peak</p>	<p><b>Left blank</b></p>



**Band 4 - 5725~5850MHz**  
**802.11ax HE80 (Band Edge)**

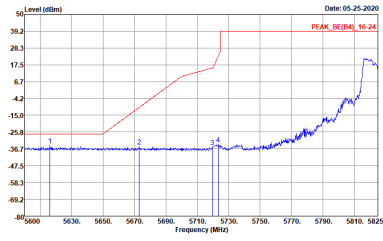
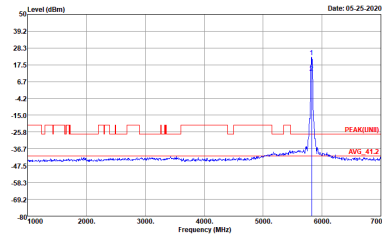
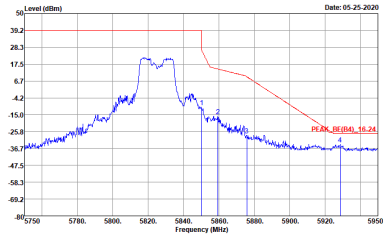
WIFI	Band 4 5725~5850MHz Band Edge	
ANT	802.11ax HE80 CH155 5775MHz	
3	CSE	Fundamental
Peak	<p>Site : TH01-CA            Condition : PEAK_BE(B4)_16-24 ANT 6.01 HORIZONTAL            Detector : Peak</p>	<p>Site : TH01-CA            Condition : PEAK(UIN) ANT 6.01 HORIZONTAL            Detector : Peak</p>
Peak	<p>Site : TH01-CA            Condition : PEAK_BE(B4)_16-24 ANT 6.01 HORIZONTAL            Detector : Peak</p>	Left blank



**Band 4 - 5725~5850MHz**  
**802.11ax HE20 (Band Edge)**

WIFI	Band 4 5725~5850MHz Band Edge	
ANT	802.11ax HE20 CH149 5745MHz	
4	CSE	Fundamental
Peak	<p>Site : TH01-CA          Condition : PEAK_BE(B4)_16-24 ANT 6.01 HORIZONTAL          Detector : Peak</p>	<p>Site : TH01-CA          Condition : PEAK(U) ANT 6.01 HORIZONTAL          Detector : Peak</p>



WIFI	Band 4 5725~5850MHz Band Edge	
ANT	802.11ax HE20 CH165 5825MHz	
4	CSE	Fundamental
<p><b>Peak</b></p>	 <p>Site : TH01-CA Condition : PEAK_BE(84)_16-24 ANT 6.01 HORIZONTAL Detector : Peak</p>	 <p>Site : TH01-CA Condition : PEAK(UNIT) ANT 6.01 HORIZONTAL Detector : Peak</p>
<p><b>Peak</b></p>	 <p>Site : TH01-CA Condition : PEAK_BE(84)_16-24 ANT 6.01 HORIZONTAL Detector : Peak</p>	<p><b>Left blank</b></p>





**Band 4 - 5725~5850MHz**  
**802.11ax HE40 (Band Edge)**

WIFI	Band 4 5725~5850MHz Band Edge	
ANT	802.11ax HE40 CH151 5755MHz	
4	CSE	Fundamental
Peak	<p>Site : TH01-CA            Condition : PEAK_BE(B4)_16-24 ANT 6.01 HORIZONTAL            Detector : Peak</p>	<p>Site : TH01-CA            Condition : PEAK(U) ANT 6.01 HORIZONTAL            Detector : Peak</p>
Peak	<p>Site : TH01-CA            Condition : PEAK_BE(B4)_16-24 ANT 6.01 HORIZONTAL            Detector : Peak</p>	Left blank



WIFI	Band 4 5725~5850MHz Band Edge	
ANT	802.11ax HE40 CH159 5795MHz	
4	CSE	Fundamental
Peak	<p>Site : TH01-CA Condition : PEAK_BE(B4)_16-24 ANT 6.01 HORIZONTAL Detector : Peak</p>	<p>Site : TH01-CA Condition : PEAK(UMI) ANT 6.01 HORIZONTAL Detector : Peak</p>
Peak	<p>Site : TH01-CA Condition : PEAK_BE(B4)_16-24 ANT 6.01 HORIZONTAL Detector : Peak</p>	Left blank



**Band 4 - 5725~5850MHz**  
**802.11ax HE80 (Band Edge)**

WIFI	Band 4 5725~5850MHz Band Edge	
ANT	802.11ax HE80 CH155 5775MHz	
4	CSE	Fundamental
Peak	<p>Site : TH01-CA            Condition : PEAK_BE(B4)_16-24 ANT 6.01 HORIZONTAL            Detector : Peak</p>	<p>Site : TH01-CA            Condition : PEAK(FUN) ANT 6.01 HORIZONTAL            Detector : Peak</p>
Peak	<p>Site : TH01-CA            Condition : PEAK_BE(B4)_16-24 ANT 6.01 HORIZONTAL            Detector : Peak</p>	Left blank



## Appendix D. Duty Cycle Plots

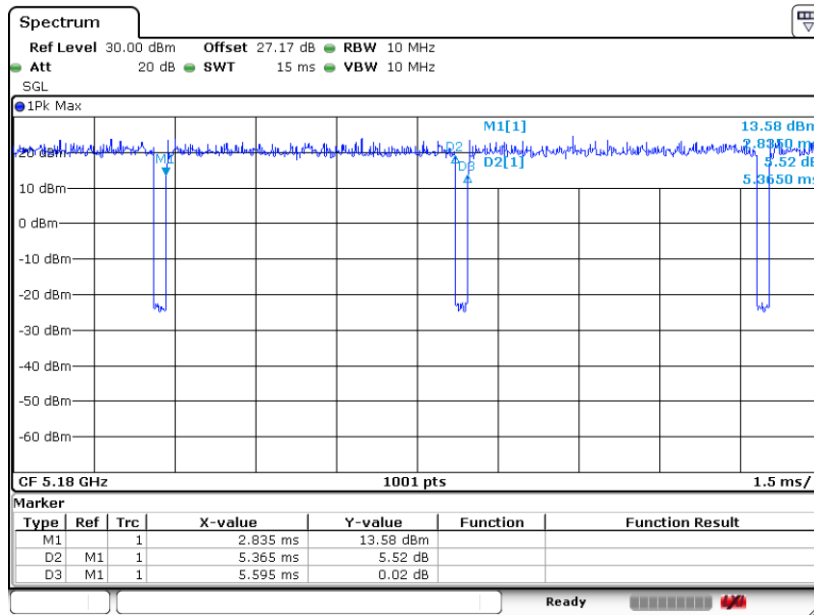
<Band-edge Unmodulated>

Mode	Band	Duty Cycle(%)	T(us)	1/T(kHz)	VBW Setting	Duty Factor(dB)
4*4	5GHz 802.11ax HE20 for Ant. 1	95.89	5365	0.19	300Hz	0.18
4*4	5GHz 802.11ax HE20 for Ant. 2	95.89	5365	0.19	300Hz	0.18
4*4	5GHz 802.11ax HE20 for Ant. 3	95.63	5355	0.19	300Hz	0.19
4*4	5GHz 802.11ax HE20 for Ant. 4	95.89	5365	0.19	300Hz	0.18
4*4	5GHz 802.11ax HE40 for Ant. 1	93.85	4425	0.23	300Hz	0.28
4*4	5GHz 802.11ax HE40 for Ant. 2	94.43	4745	0.21	300Hz	0.25
4*4	5GHz 802.11ax HE40 for Ant. 3	94.23	4735	0.21	300Hz	0.26
4*4	5GHz 802.11ax HE40 for Ant. 4	94.57	5050	0.20	300Hz	0.24
4*4	5GHz 802.11ax HE80 for Ant. 1	90.65	3200	0.31	1kHz	0.43
4*4	5GHz 802.11ax HE80 for Ant. 2	90.51	3195	0.31	1kHz	0.43
4*4	5GHz 802.11ax HE80 for Ant. 3	90.55	3210	0.31	1kHz	0.43
4*4	5GHz 802.11ax HE80 for Ant. 4	90.51	3195	0.31	1kHz	0.43



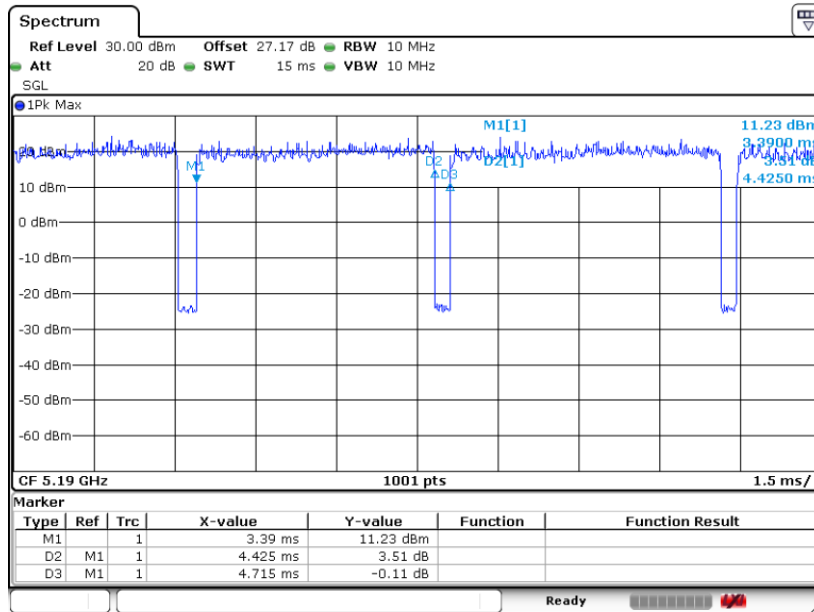
MIMO <Ant. 1>

802.11ax HE20



Date: 30.APR.2020 16:43:55

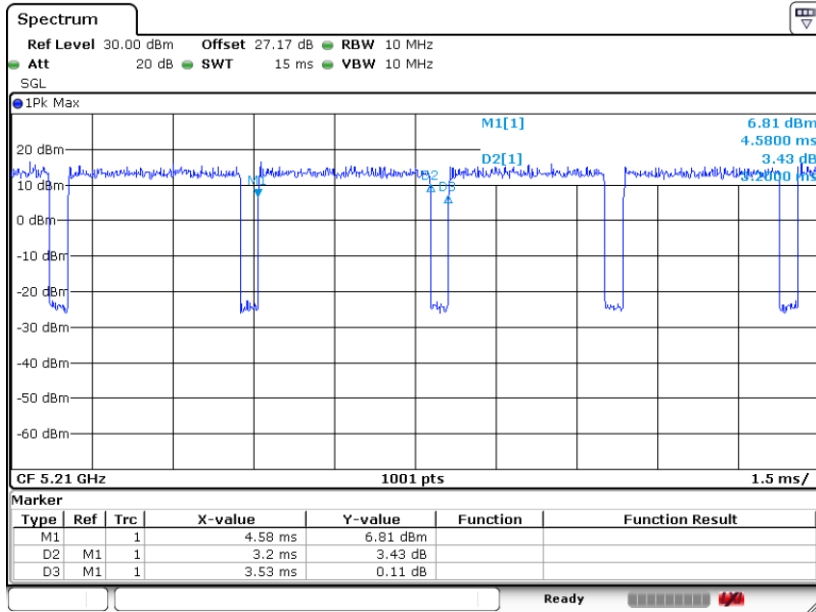
802.11ax HE40



Date: 30.APR.2020 16:56:47



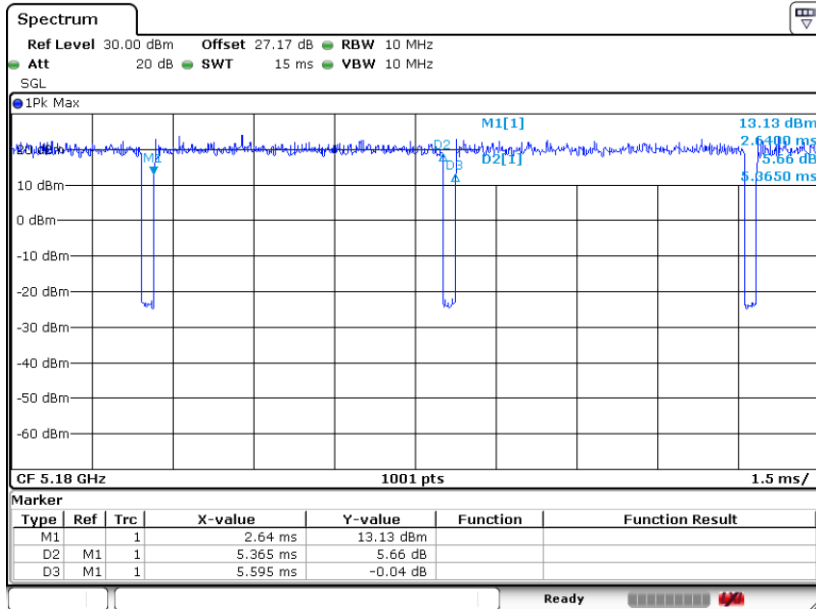
802.11ax HE80



Date: 30.APR.2020 17:07:39

MIMO <Ant. 2>

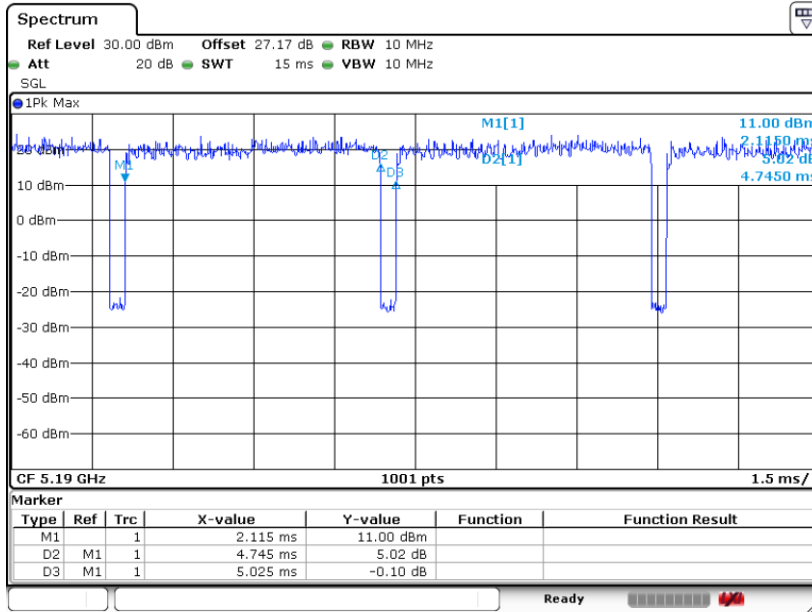
802.11ax HE20



Date: 30.APR.2020 16:44:48

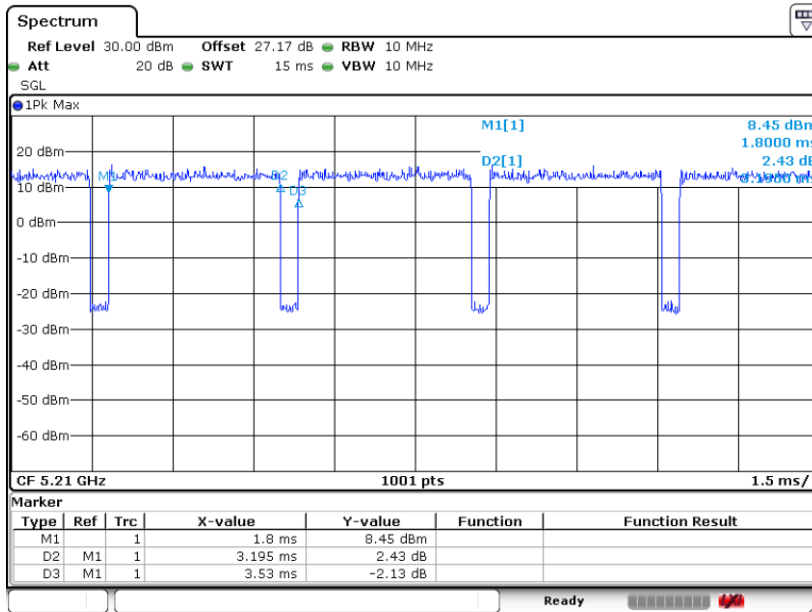


802.11ax HE40



Date: 30.APR.2020 16:52:37

802.11ax HE80

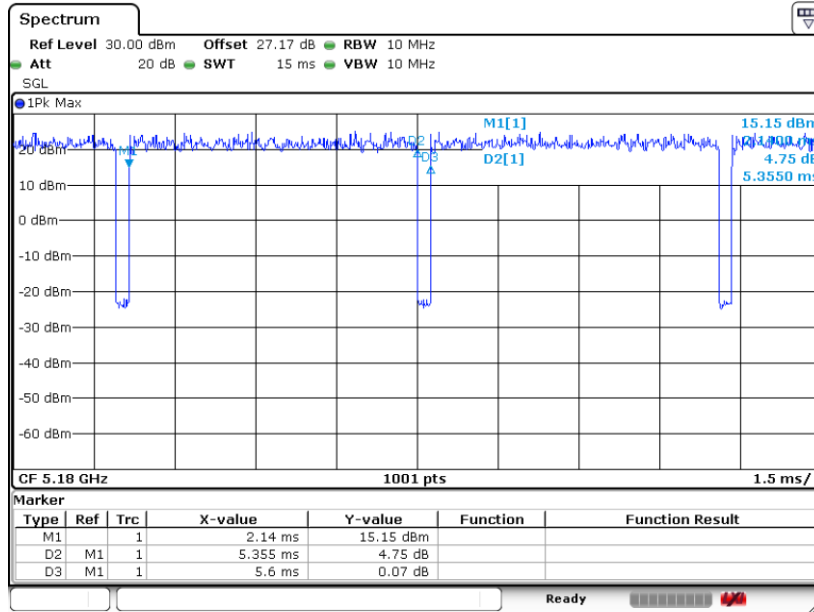


Date: 30.APR.2020 17:03:03



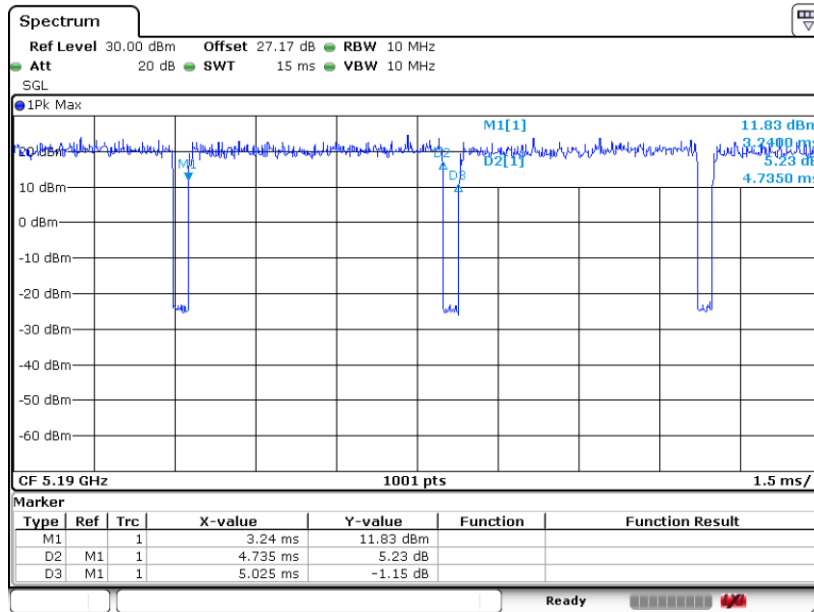
MIMO <Ant. 3>

802.11ax HE20



Date: 30.APR.2020 16:45:54

802.11ax HE40

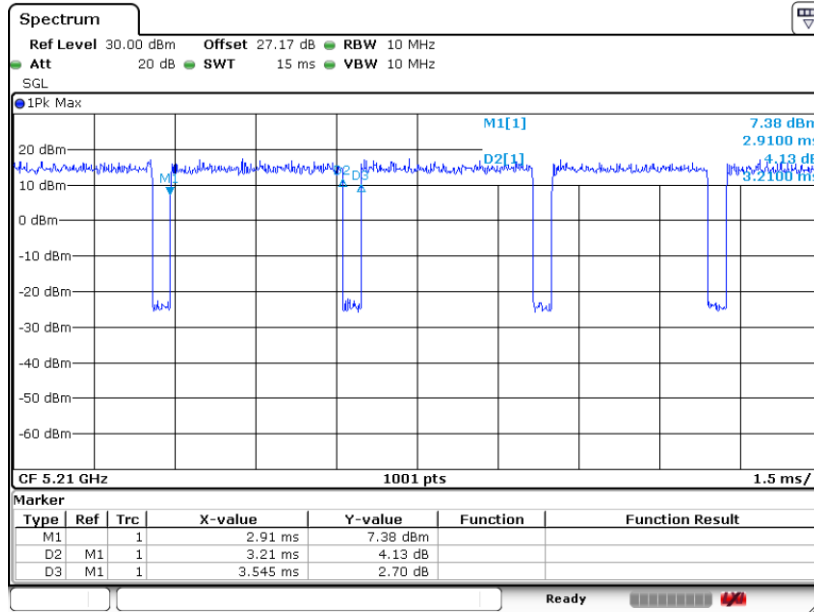


Date: 30.APR.2020 16:53:33





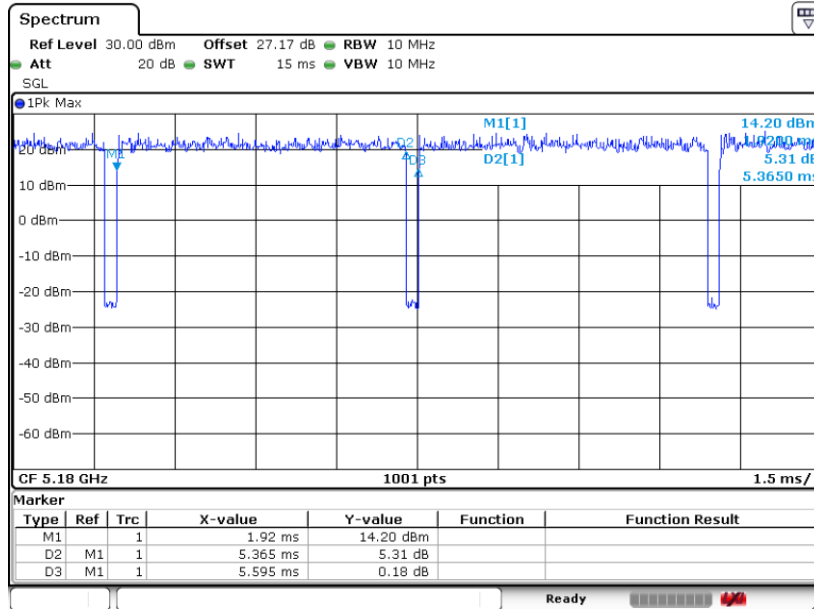
802.11ax HE80



Date: 30.APR.2020 17:03:51

MIMO <Ant. 4>

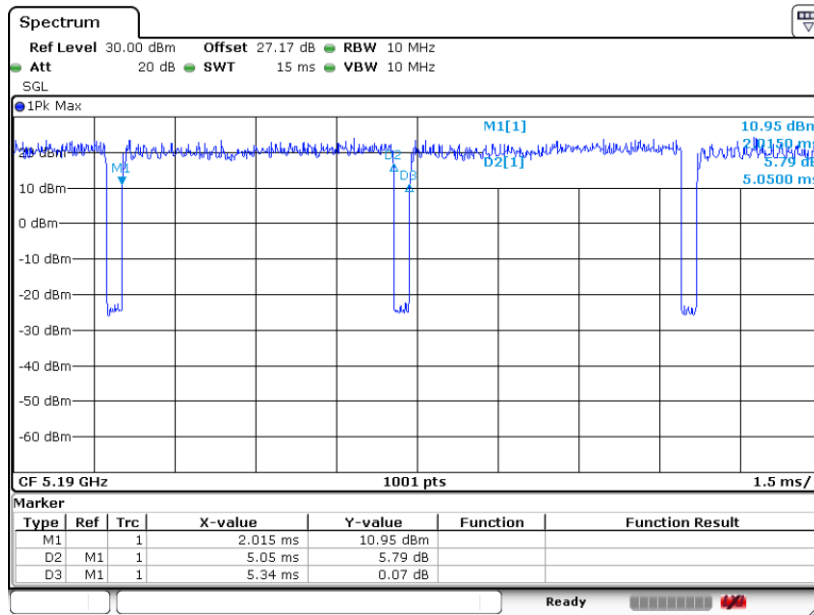
802.11ax HE20



Date: 30.APR.2020 16:46:58

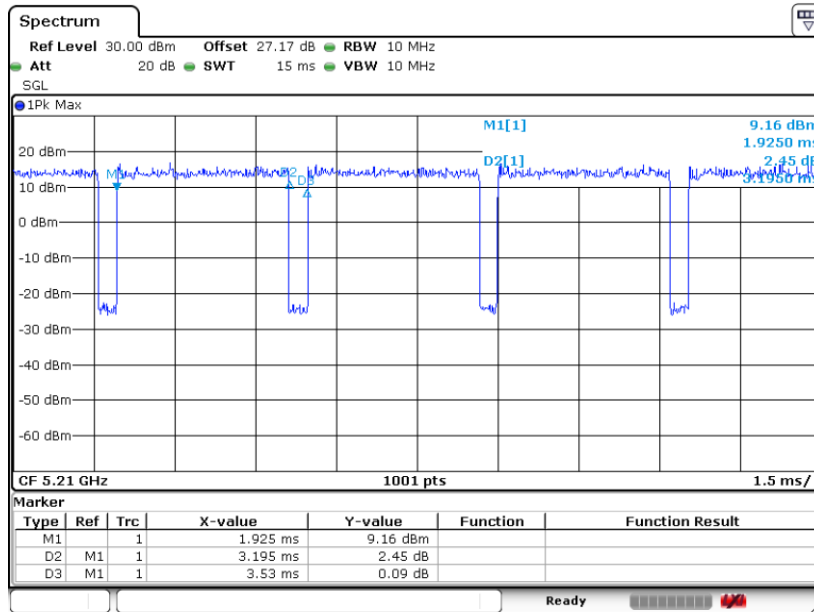


802.11ax HE40



Date: 30.APR.2020 16:55:01

802.11ax HE80



Date: 30.APR.2020 17:05:28

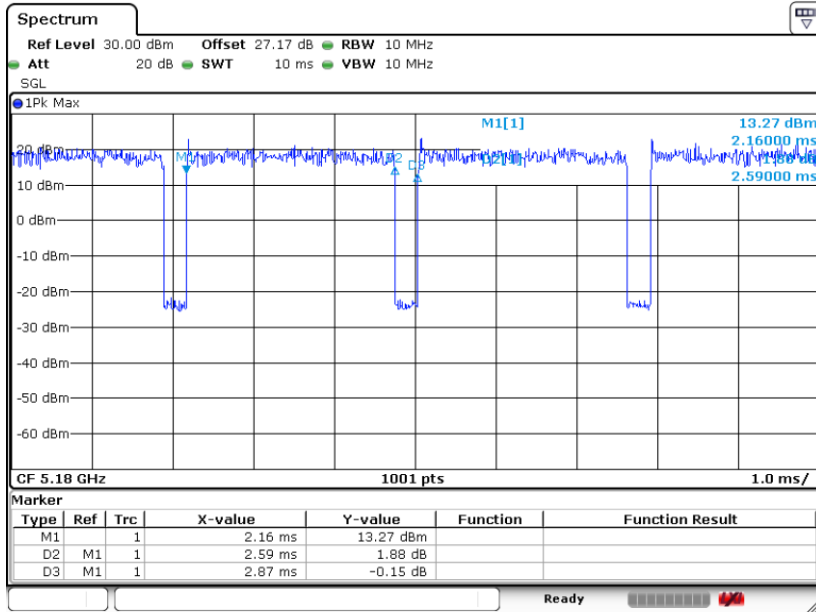
**<Middle Unmodulated>**

<b>Mode</b>	<b>Band</b>	<b>Duty Cycle(%)</b>	<b>T(us)</b>	<b>1/T(kHz)</b>	<b>VBW Setting</b>	<b>Duty Factor(dB)</b>
4*4	5GHz 802.11ax HE20 for Ant. 1	90.24	2590	0.39	1kHz	0.45
4*4	5GHz 802.11ax HE20 for Ant. 2	90.24	2590	0.39	1kHz	0.45
4*4	5GHz 802.11ax HE20 for Ant. 3	89.93	2590	0.39	1kHz	0.46
4*4	5GHz 802.11ax HE20 for Ant. 4	90.24	2590	0.39	1kHz	0.45
4*4	5GHz 802.11ax HE40 for Ant. 1	93.81	3485	0.29	300Hz	0.28
4*4	5GHz 802.11ax HE40 for Ant. 2	93.98	3355	0.30	300Hz	0.27
4*4	5GHz 802.11ax HE40 for Ant. 3	94.21	3500	0.29	300Hz	0.26
4*4	5GHz 802.11ax HE40 for Ant. 4	94.70	4110	0.24	300Hz	0.24
4*4	5GHz 802.11ax HE80 for Ant. 1	73.18	805	1.24	3kHz	1.36
4*4	5GHz 802.11ax HE80 for Ant. 2	73.30	810	1.23	3kHz	1.35
4*4	5GHz 802.11ax HE80 for Ant. 3	72.97	810	1.23	3kHz	1.37
4*4	5GHz 802.11ax HE80 for Ant. 4	72.97	810	1.23	3kHz	1.37



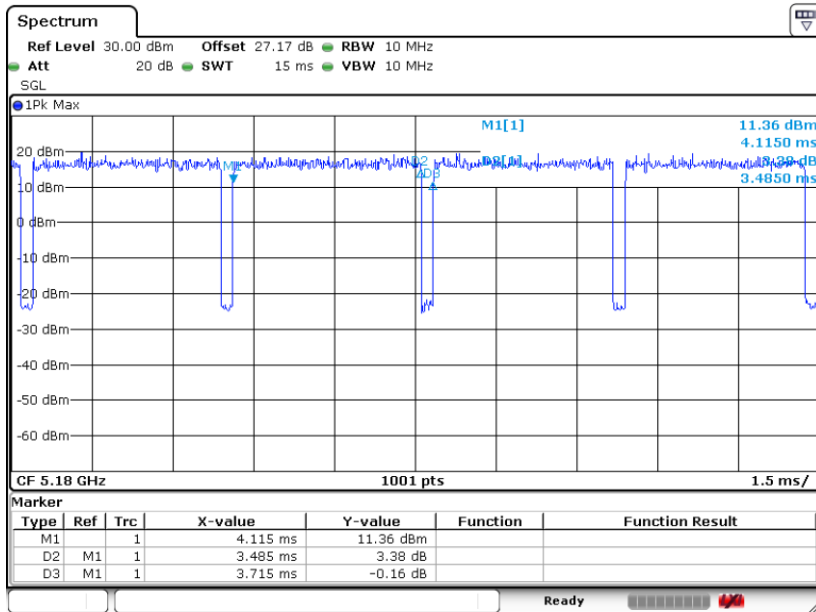
MIMO <Ant. 1>

802.11ax HE20



Date: 30.APR.2020 17:31:23

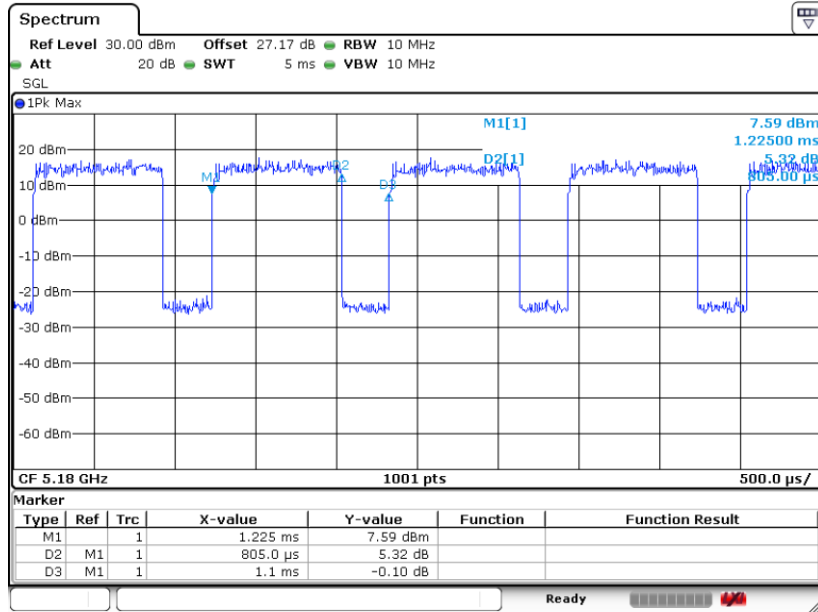
802.11ax HE40



Date: 30.APR.2020 17:24:27



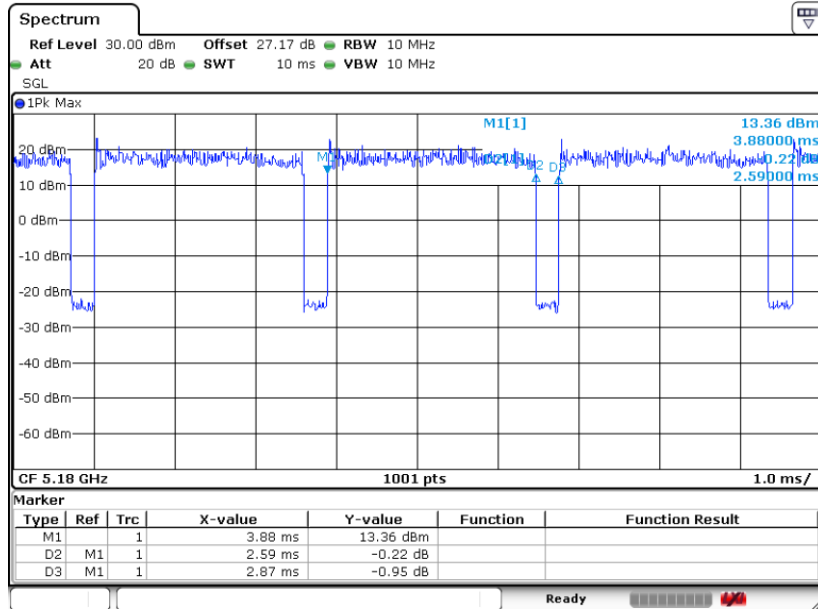
802.11ax HE80



Date: 30.APR.2020 17:21:04

MIMO <Ant. 2>

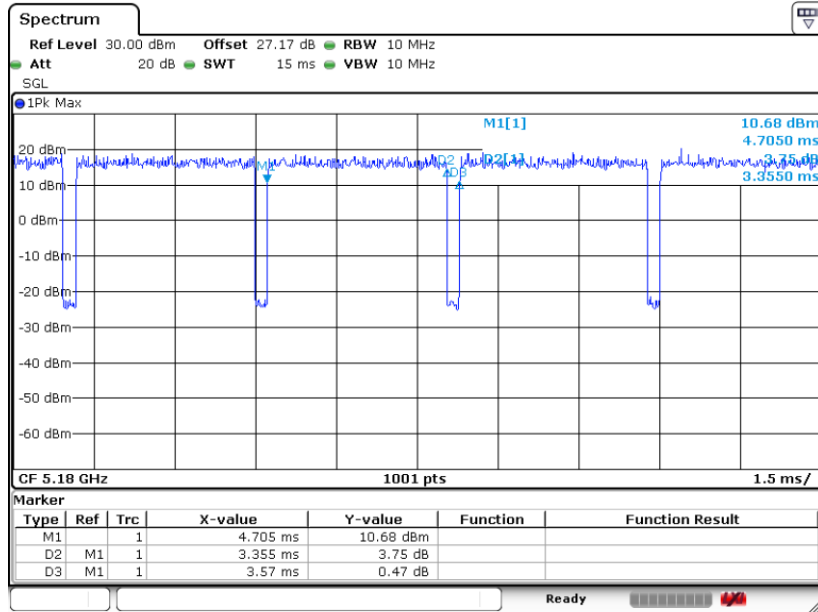
802.11ax HE20



Date: 30.APR.2020 17:32:42

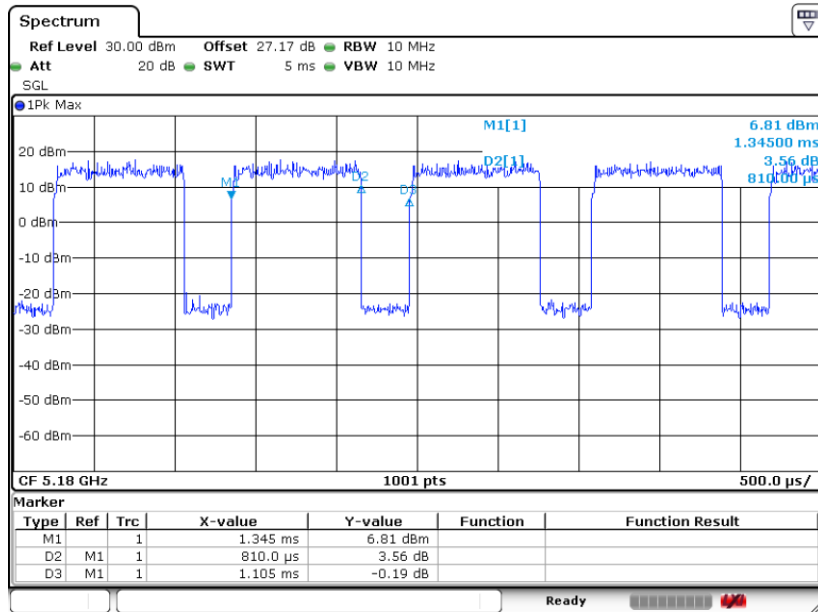


802.11ax HE40



Date: 30.APR.2020 17:25:14

802.11ax HE80

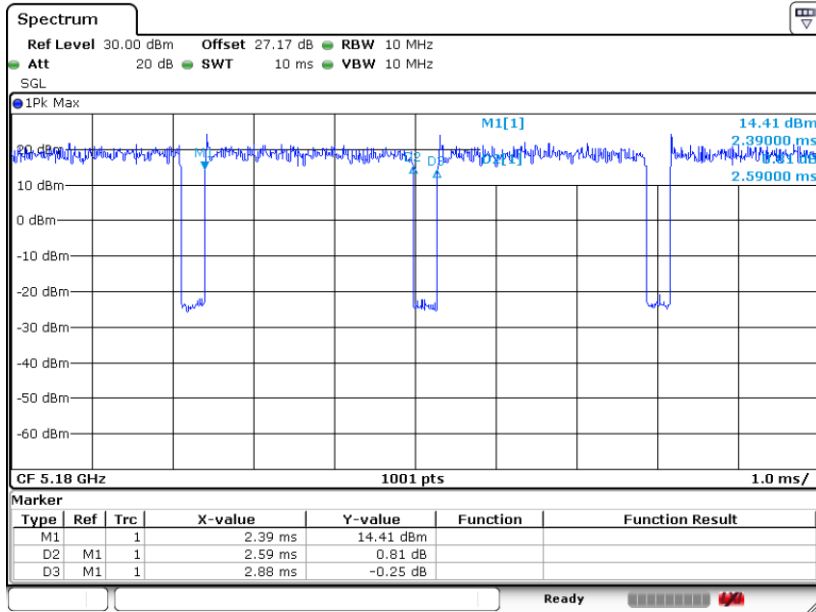


Date: 30.APR.2020 17:17:20



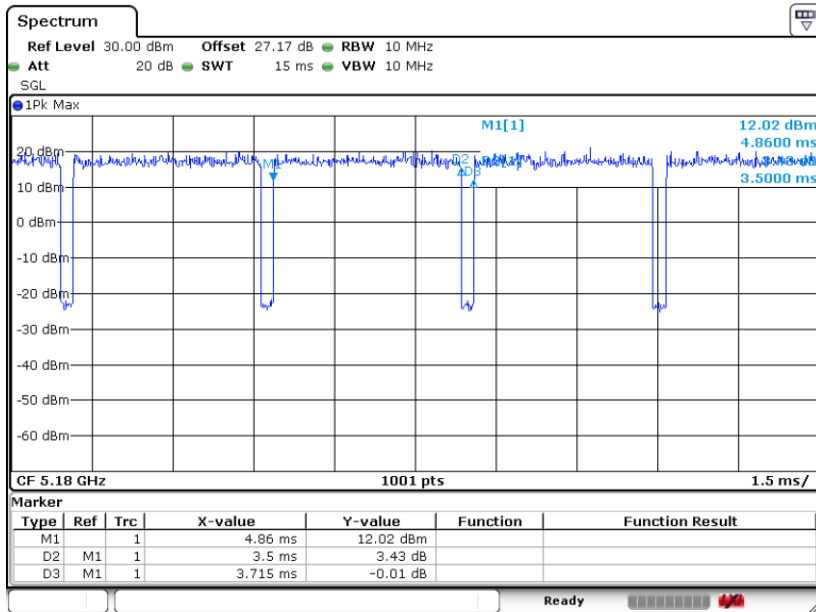
MIMO <Ant. 3>

802.11ax HE20



Date: 30.APR.2020 17:33:25

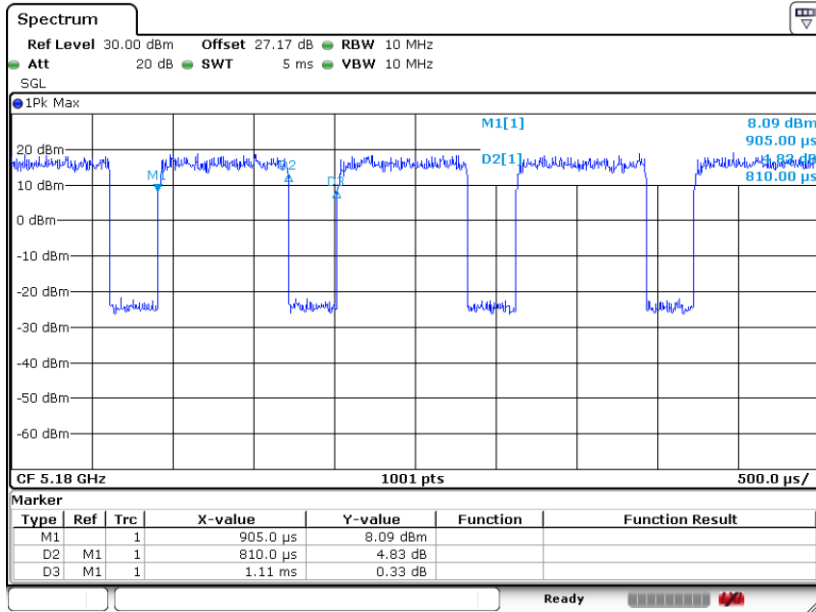
802.11ax HE40



Date: 30.APR.2020 17:26:09



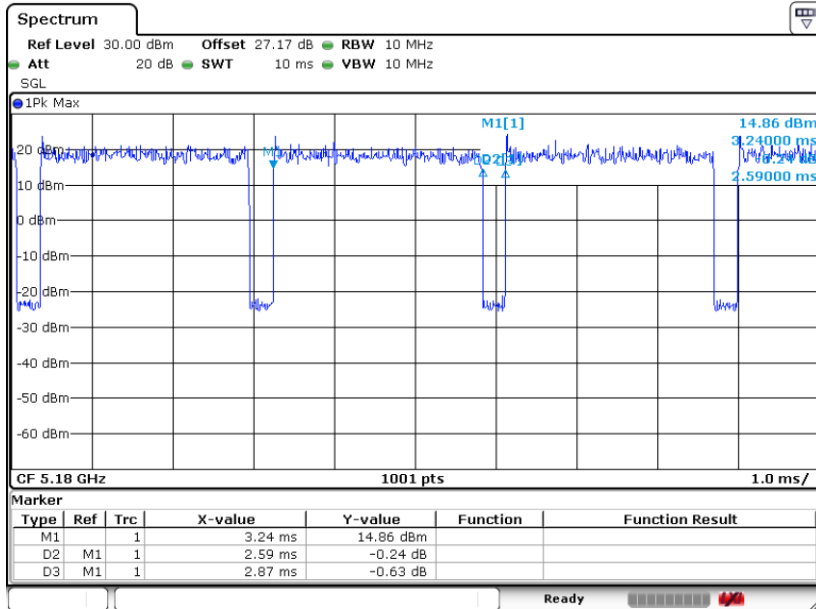
802.11ax HE80



Date: 30.APR.2020 17:18:41

MIMO <Ant. 4>

802.11ax HE20

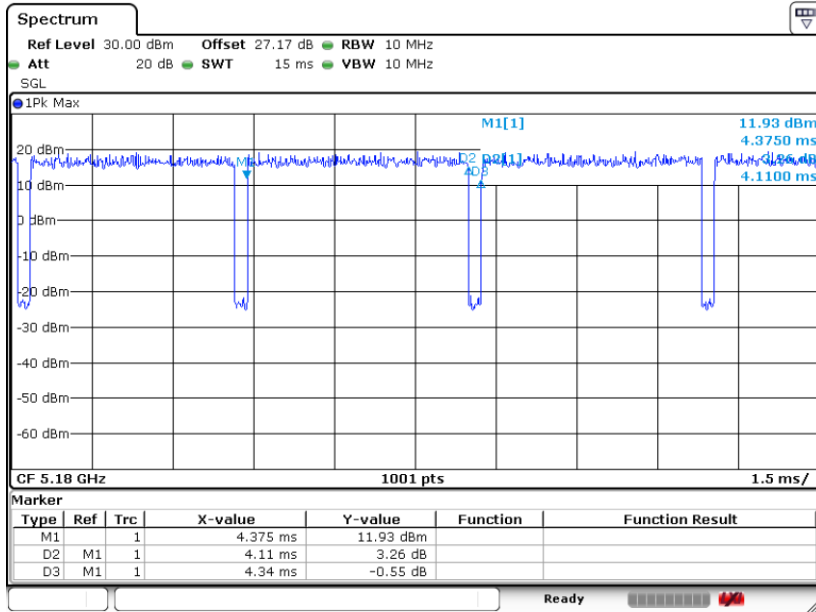


Date: 30.APR.2020 17:34:22



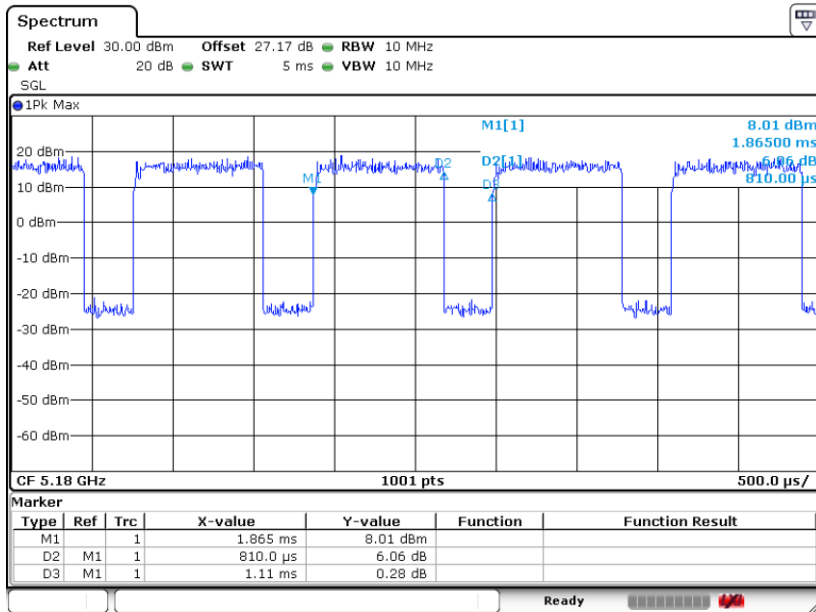


802.11ax HE40



Date: 30.APR.2020 17:27:08

802.11ax HE80



Date: 30.APR.2020 17:19:32