

TEST RESULTS DATA
26dB and 99% OBW

U-NII-5 MIMO antenna										
Mod.	Data Rate	NTX	CH.	Freq. (MHz)	99% Bandwidth (MHz)		26 dB Bandwidth (MHz)		Emission Bandwidth Limit (MHz)	Pass /Fail
					Ant 4	Ant 2	Ant 4	Ant 2		
11a	6Mbps	2	001	5955	17.08	17.02	22.72	23.20	320.00	Pass
11a	6Mbps	2	045	6175	17.05	16.96	22.56	23.12	320.00	Pass
11a	6Mbps	2	093	6415	17.10	17.04	23.04	29.20	320.00	Pass

TEST RESULTS DATA
EIRP Power Table

U-NII-5 MIMO antenna												
Mod.	Data Rate	NTX	CH.	Freq. (MHz)	Conducted Power (dBm)		DG (dBi)		EIRP Power (dBm)		EIRP Power Limit (dBm)	Pass /Fail
					Ant 4	Ant 2	Ant 4	Ant 2	Ant 4	Ant 2		
11a	6Mbps	2	001	5955	22.01	22.09	3.50		25.51	25.59	36.00	Pass
11a	6Mbps	2	045	6175	21.78	21.79	3.50		25.28	25.29	36.00	Pass
11a	6Mbps	2	093	6415	22.32	22.28	3.50		25.82	25.78	36.00	Pass
HT20	MCS0	2	001	5955	21.98	22.06	3.50		25.48	25.56	36.00	Pass
HT20	MCS0	2	045	6175	21.78	21.70	3.50		25.28	25.20	36.00	Pass
HT20	MCS0	2	093	6415	22.30	22.19	3.50		25.80	25.69	36.00	Pass
HT40	MCS0	2	003	5965	21.19	21.45	3.50		24.69	24.95	36.00	Pass
HT40	MCS0	2	043	6165	21.11	21.16	3.50		24.61	24.66	36.00	Pass
HT40	MCS0	2	091	6405	21.97	21.80	3.50		25.47	25.30	36.00	Pass
VHT20	MCS0	2	001	5955	21.97	21.98	3.50		25.47	25.48	36.00	Pass
VHT20	MCS0	2	045	6175	21.67	21.70	3.50		25.17	25.20	36.00	Pass
VHT20	MCS0	2	093	6415	22.28	22.12	3.50		25.78	25.62	36.00	Pass
VHT40	MCS0	2	003	5965	21.23	21.44	3.50		24.73	24.94	36.00	Pass
VHT40	MCS0	2	043	6165	21.11	21.07	3.50		24.61	24.57	36.00	Pass
VHT40	MCS0	2	091	6405	21.97	21.69	3.50		25.47	25.19	36.00	Pass
VHT80	MCS0	2	007	5985	21.97	22.20	3.50		25.47	25.70	36.00	Pass
VHT80	MCS0	2	039	6145	21.36	21.34	3.50		24.86	24.84	36.00	Pass
VHT80	MCS0	2	087	6385	21.90	21.85	3.50		25.40	25.35	36.00	Pass
VHT160	MCS0	2	015	6025	21.89	22.08	3.50		25.39	25.58	36.00	Pass
VHT160	MCS0	2	047	6185	21.78	21.64	3.50		25.28	25.14	36.00	Pass
VHT160	MCS0	2	079	6345	22.25	22.05	3.50		25.75	25.55	36.00	Pass

Note 1: The device has 2 antennas, each of which has one of two polarizations that are orthogonal to one another.
Each polarization has 1 antenna

Note 2: One of the polarization is a 90-degree phase-shifted replica of the other.
EIRP of each polarization must individually be below the limit

TEST RESULTS DATA
EIRP Power Spectral Density

U-NII-5 MIMO antenna												
Mod.	Data Rate	N _{TX}	CH.	Freq. (MHz)	Conducted Power Density (dBm/MHz)		DG (dBi)		EIRP Power Density (dBm/MHz)		EIRP Power Density Limit (dBm)	Pass /Fail
					Ant 4	Ant 2	Ant 4	Ant 2	Ant 4	Ant 2		
11a	6Mbps	2	001	5955	9.73	10.13	3.50		13.23	13.63	23.00	Pass
11a	6Mbps	2	045	6175	9.52	9.47	3.50		13.02	12.97	23.00	Pass
11a	6Mbps	2	093	6415	10.12	10.02	3.50		13.62	13.52	23.00	Pass

Note 1: The device has 2 antennas, each of which has one of two polarizations that are orthogonal to one another.
Each polarization has 1 antenna

Note 2: One of the polarization is a 90-degree phase-shifted replica of the other.
EIRP of each polarization must individually be below the limit

TEST RESULTS DATA
26dB and 99% OBW

U-NII-7 MIMO antenna										
Mod.	Data Rate	NTX	CH.	Freq. (MHz)	99% Bandwidth (MHz)		26 dB Bandwidth (MHz)		Emission Bandwidth Limit (MHz)	Pass /Fail
					Ant 4	Ant 2	Ant 4	Ant 2		
11a	6Mbps	2	117	6535	17.09	17.03	22.72	22.56	320.00	Pass
11a	6Mbps	2	149	6695	17.07	17.00	22.80	22.56	320.00	Pass
11a	6Mbps	2	181	6855	17.07	17.01	22.80	23.60	320.00	Pass

TEST RESULTS DATA
EIRP Power Table

U-NII-7 MIMO antenna												
Mod.	Data Rate	NTX	CH.	Freq. (MHz)	Conducted Power (dBm)		DG (dBi)		EIRP Power (dBm)		EIRP Power Limit (dBm)	Pass /Fail
					Ant 4	Ant 2	Ant 4	Ant 2	Ant 4	Ant 2		
11a	6Mbps	2	117	6535	22.06	22.14	3.90		25.96	26.04	36.00	Pass
11a	6Mbps	2	149	6695	21.97	21.70	3.90		25.87	25.60	36.00	Pass
11a	6Mbps	2	181	6855	21.84	21.70	3.90		25.74	25.60	36.00	Pass
HT20	MCS0	2	117	6535	22.07	22.06	3.90		25.97	25.96	36.00	Pass
HT20	MCS0	2	149	6695	22.04	21.70	3.90		25.94	25.60	36.00	Pass
HT20	MCS0	2	181	6855	21.90	21.62	3.90		25.80	25.52	36.00	Pass
HT40	MCS0	2	123	6565	21.77	21.48	3.90		25.67	25.38	36.00	Pass
HT40	MCS0	2	147	6685	21.79	21.16	3.90		25.69	25.06	36.00	Pass
HT40	MCS0	2	179	6845	21.43	21.40	3.90		25.33	25.30	36.00	Pass
VHT20	MCS0	2	117	6535	21.99	22.12	3.90		25.89	26.02	36.00	Pass
VHT20	MCS0	2	149	6695	21.96	21.74	3.90		25.86	25.64	36.00	Pass
VHT20	MCS0	2	181	6855	21.84	21.60	3.90		25.74	25.50	36.00	Pass
VHT40	MCS0	2	123	6565	21.80	21.46	3.90		25.70	25.36	36.00	Pass
VHT40	MCS0	2	147	6685	21.79	21.10	3.90		25.69	25.00	36.00	Pass
VHT40	MCS0	2	179	6845	21.37	21.41	3.90		25.27	25.31	36.00	Pass
VHT80	MCS0	2	135	6625	21.46	21.23	3.90		25.36	25.13	36.00	Pass
VHT80	MCS0	2	151	6705	21.67	21.59	3.90		25.57	25.49	36.00	Pass
VHT80	MCS0	2	167	6785	21.88	21.62	3.90		25.78	25.52	36.00	Pass
VHT160	MCS0	2	143	6665	21.86	21.71	3.90		25.76	25.61	36.00	Pass

Note 1: The device has 2 antennas, each of which has one of two polarizations that are orthogonal to one another.
Each polarization has 1 antenna

Note 2: One of the polarization is a 90-degree phase-shifted replica of the other.
EIRP of each polarization must individually be below the limit

TEST RESULTS DATA
EIRP Power Spectral Density

U-NII-7 MIMO antenna												
Mod.	Data Rate	NTX	CH.	Freq. (MHz)	Conducted Power Density (dBm/MHz)		DG (dBi)		EIRP Power Density (dBm/MHz)		EIRP Power Density Limit (dBm)	Pass /Fail
					Ant 4	Ant 2	Ant 4	Ant 2	Ant 4	Ant 2		
11a	6Mbps	2	117	6535	9.77	9.83	3.90		13.67	13.73	23.00	Pass
11a	6Mbps	2	149	6695	9.71	9.46	3.90		13.61	13.36	23.00	Pass
11a	6Mbps	2	181	6855	9.57	9.32	3.90		13.47	13.22	23.00	Pass

Note 1: The device has 2 antennas, each of which has one of two polarizations that are orthogonal to one another.
Each polarization has 1 antenna

Note 2: One of the polarization is a 90-degree phase-shifted replica of the other.
EIRP of each polarization must individually be below the limit

TEST RESULTS DATA
EIRP Power Table

U-NII-5 MIMO antenna													
Mod.	Data Rate	NTX	CH.	Freq. (MHz)	RU Config.	Conducted Power (dBm)		DG (dBi)		EIRP Power (dBm)		EIRP Power Limit (dBm)	Pass /Fail
						Ant 4	Ant 2	Ant 4	Ant 2	Ant 4	Ant 2		
HE20	MCS0	2	001	5955	Full	21.96	22.10	3.50		25.46	25.60	36.00	Pass
HE20	MCS0	2	045	6175	Full	21.82	21.77	3.50		25.32	25.27	36.00	Pass
HE20	MCS0	2	093	6415	Full	22.39	22.23	3.50		25.89	25.73	36.00	Pass
HE40	MCS0	2	003	5965	Full	21.18	21.41	3.50		24.68	24.91	36.00	Pass
HE40	MCS0	2	043	6165	Full	21.08	21.11	3.50		24.58	24.61	36.00	Pass
HE40	MCS0	2	091	6405	Full	21.90	21.75	3.50		25.40	25.25	36.00	Pass
HE80	MCS0	2	007	5985	Full	22.00	22.10	3.50		25.50	25.60	36.00	Pass
HE80	MCS0	2	039	6145	Full	21.36	21.29	3.50		24.86	24.79	36.00	Pass
HE80	MCS0	2	087	6385	Full	21.92	21.81	3.50		25.42	25.31	36.00	Pass
HE160	MCS0	2	015	6025	Full	21.88	22.06	3.50		25.38	25.56	36.00	Pass
HE160	MCS0	2	047	6185	Full	21.71	21.64	3.50		25.21	25.14	36.00	Pass
HE160	MCS0	2	079	6345	Full	22.24	22.08	3.50		25.74	25.58	36.00	Pass

Note 1: The device has 2 antennas, each of which has one of two polarizations that are orthogonal to one another.
Each polarization has 1 antenna

Note 2: One of the polarization is a 90-degree phase-shifted replica of the other.
EIRP of each polarization must individually be below the limit

TEST RESULTS DATA
EIRP Power Table

U-NII-7 MIMO antenna													
Mod.	Data Rate	NTX	CH.	Freq. (MHz)	RU Config.	Conducted Power (dBm)		DG (dBi)		EIRP Power (dBm)		EIRP Power Limit (dBm)	Pass /Fail
						Ant 4	Ant 2	Ant 4	Ant 2	Ant 4	Ant 2		
HE20	MCS0	2	117	6535	Full	22.10	22.12	3.90		26.00	26.02	36.00	Pass
HE20	MCS0	2	149	6695	Full	22.02	21.74	3.90		25.92	25.64	36.00	Pass
HE20	MCS0	2	181	6855	Full	21.92	21.72	3.90		25.82	25.62	36.00	Pass
HE40	MCS0	2	123	6565	Full	21.80	21.43	3.90		25.70	25.33	36.00	Pass
HE40	MCS0	2	147	6685	Full	21.74	21.16	3.90		25.64	25.06	36.00	Pass
HE40	MCS0	2	179	6845	Full	21.39	21.48	3.90		25.29	25.38	36.00	Pass
HE80	MCS0	2	135	6625	Full	21.38	21.17	3.90		25.28	25.07	36.00	Pass
HE80	MCS0	2	151	6705	Full	21.63	21.45	3.90		25.53	25.35	36.00	Pass
HE80	MCS0	2	167	6785	Full	21.88	21.46	3.90		25.78	25.36	36.00	Pass
HE160	MCS0	2	143	6665	Full	21.81	21.62	3.90		25.71	25.52	36.00	Pass

Note 1: The device has 2 antennas, each of which has one of two polarizations that are orthogonal to one another.

Each polarization has 1 antenna

Note 2: One of the polarization is a 90-degree phase-shifted replica of the other.

EIRP of each polarization must individually be below the limit

TEST RESULTS DATA
26dB and 99% OBW

U-NII-5 MIMO antenna											
Mod.	Data Rate	NTX	CH.	Freq. (MHz)	RU Config.	99% Bandwidth (MHz)		26 dB Bandwidth (MHz)		Emission Bandwidth Limit (MHz)	Pass /Fail
						Ant 4	Ant 2	Ant 4	Ant 2		
EHT20	MCS0	2	001	5955	Full	19.14	19.18	23.44	23.76	320.00	Pass
EHT20	MCS0	2	045	6175	Full	19.14	19.16	23.44	23.36	320.00	Pass
EHT20	MCS0	2	093	6415	Full	19.17	19.20	23.12	24.08	320.00	Pass
EHT40	MCS0	2	003	5965	Full	38.57	38.49	46.40	46.24	320.00	Pass
EHT40	MCS0	2	043	6165	Full	38.53	38.52	46.24	46.40	320.00	Pass
EHT40	MCS0	2	091	6405	Full	38.59	38.55	46.72	45.60	320.00	Pass
EHT80	MCS0	2	007	5985	Full	77.81	77.78	94.08	90.24	320.00	Pass
EHT80	MCS0	2	039	6145	Full	77.90	77.84	90.88	90.24	320.00	Pass
EHT80	MCS0	2	087	6385	Full	77.93	77.91	92.16	89.60	320.00	Pass
EHT160	MCS0	2	015	6025	Full	157.47	157.33	174.24	171.36	320.00	Pass
EHT160	MCS0	2	047	6185	Full	157.81	157.62	175.20	173.28	320.00	Pass
EHT160	MCS0	2	079	6345	Full	157.76	157.81	174.24	171.84	320.00	Pass

TEST RESULTS DATA
EIRP Power Table

U-NII-5 MIMO antenna													
Mod.	Data Rate	NTX	CH.	Freq. (MHz)	RU Config.	Conducted Power (dBm)		DG (dBi)		EIRP Power (dBm)		EIRP Power Limit (dBm)	Pass /Fail
						Ant 4	Ant 2	Ant 4	Ant 2	Ant 4	Ant 2		
EHT20	MCS0	2	001	5955	Full	22.00	22.13	3.50		25.50	25.63	36.00	Pass
EHT20	MCS0	2	045	6175	Full	21.85	21.85	3.50		25.35	25.35	36.00	Pass
EHT20	MCS0	2	093	6415	Full	22.42	22.24	3.50		25.92	25.74	36.00	Pass
EHT40	MCS0	2	003	5965	Full	20.99	21.35	3.50		24.49	24.85	36.00	Pass
EHT40	MCS0	2	043	6165	Full	21.41	21.52	3.50		24.91	25.02	36.00	Pass
EHT40	MCS0	2	091	6405	Full	22.38	22.19	3.50		25.88	25.69	36.00	Pass
EHT80	MCS0	2	007	5985	Full	22.15	22.30	3.50		25.65	25.80	36.00	Pass
EHT80	MCS0	2	039	6145	Full	21.43	21.45	3.50		24.93	24.95	36.00	Pass
EHT80	MCS0	2	087	6385	Full	21.98	21.95	3.50		25.48	25.45	36.00	Pass
EHT160	MCS0	2	015	6025	Full	21.91	22.09	3.50		25.41	25.59	36.00	Pass
EHT160	MCS0	2	047	6185	Full	21.80	21.73	3.50		25.30	25.23	36.00	Pass
EHT160	MCS0	2	079	6345	Full	22.27	22.14	3.50		25.77	25.64	36.00	Pass

Note 1: The device has 2 antennas, each of which has one of two polarizations that are orthogonal to one another.
Each polarization has 1 antenna

Note 2: One of the polarization is a 90-degree phase-shifted replica of the other.
EIRP of each polarization must individually be below the limit

TEST RESULTS DATA
EIRP Power Spectral Density

U-NII-5 MIMO antenna													
Mod.	Data Rate	NTX	CH.	Freq. (MHz)	RU Config.	Conducted Power Density with Duty Factor (dBm/MHz)		DG (dBi)		EIRP Power Density (dBm/MHz)		EIRP Power Density Limit (dBm/MHz)	Pass /Fail
						Ant 4	Ant 2	Ant 4	Ant 2	Ant 4	Ant 2		
EHT20	MCS0	2	001	5955	Full	9.18	9.67	3.50		12.68	13.17	23.00	Pass
EHT20	MCS0	2	045	6175	Full	9.04	8.87	3.50		12.54	12.37	23.00	Pass
EHT20	MCS0	2	093	6415	Full	9.62	9.51	3.50		13.12	13.01	23.00	Pass
EHT40	MCS0	2	003	5965	Full	5.86	6.40	3.50		6.91	6.70	23.00	Pass
EHT40	MCS0	2	043	6165	Full	5.67	5.57	3.50		9.17	9.07	23.00	Pass
EHT40	MCS0	2	091	6405	Full	6.74	6.43	3.50		10.24	9.93	23.00	Pass
EHT80	MCS0	2	007	5985	Full	3.35	3.90	3.50		6.85	7.40	23.00	Pass
EHT80	MCS0	2	039	6145	Full	2.63	2.55	3.50		6.13	6.05	23.00	Pass
EHT80	MCS0	2	087	6385	Full	3.21	3.34	3.50		6.71	6.84	23.00	Pass
EHT160	MCS0	2	015	6025	Full	0.24	0.68	3.50		3.74	4.18	23.00	Pass
EHT160	MCS0	2	047	6185	Full	0.09	0.01	3.50		3.59	3.51	23.00	Pass
EHT160	MCS0	2	079	6345	Full	0.69	0.55	3.50		4.19	4.05	23.00	Pass

Note 1: The device has 2 antennas, each of which has one of two polarizations that are orthogonal to one another.
Each polarization has 1 antenna

Note 2: One of the polarization is a 90-degree phase-shifted replica of the other.
EIRP of each polarization must individually be below the limit

TEST RESULTS DATA
26dB and 99% OBW

U-NII-7 MIMO antenna											
Mod.	Data Rate	NTX	CH.	Freq. (MHz)	RU Config.	99% Bandwidth (MHz)		26 dB Bandwidth (MHz)		Emission Bandwidth Limit (MHz)	Pass /Fail
						Ant 4	Ant 2	Ant 4	Ant 2		
EHT20	MCS0	2	117	6535	Full	19.14	19.19	23.68	24.00	320.00	Pass
EHT20	MCS0	2	149	6695	Full	19.13	19.17	23.68	23.92	320.00	Pass
EHT20	MCS0	2	181	6855	Full	19.14	19.17	23.44	23.68	320.00	Pass
EHT40	MCS0	2	123	6565	Full	38.54	38.52	46.08	46.72	320.00	Pass
EHT40	MCS0	2	147	6685	Full	38.53	38.57	45.60	44.96	320.00	Pass
EHT40	MCS0	2	179	6845	Full	38.57	38.53	46.08	46.08	320.00	Pass
EHT80	MCS0	2	135	6625	Full	77.87	77.85	89.92	88.96	320.00	Pass
EHT80	MCS0	2	151	6705	Full	77.85	77.81	89.60	90.88	320.00	Pass
EHT80	MCS0	2	167	6785	Full	77.90	77.91	90.56	89.60	320.00	Pass
EHT160	MCS0	2	143	6665	Full	157.81	157.74	173.28	172.32	320.00	Pass

TEST RESULTS DATA
EIRP Power Table

U-NII-7 MIMO antenna													
Mod.	Data Rate	NTX	CH.	Freq. (MHz)	RU Config.	Conducted Power (dBm)		DG (dBi)		EIRP Power (dBm)		EIRP Power Limit (dBm)	Pass /Fail
						Ant 4	Ant 2	Ant 4	Ant 2	Ant 4	Ant 2		
EHT20	MCS0	2	117	6535	Full	22.18	22.14	3.90		26.08	26.04	36.00	Pass
EHT20	MCS0	2	149	6695	Full	22.15	21.76	3.90		26.05	25.66	36.00	Pass
EHT20	MCS0	2	181	6855	Full	21.98	21.77	3.90		25.88	25.67	36.00	Pass
EHT40	MCS0	2	123	6565	Full	21.85	21.90	3.90		25.75	25.80	36.00	Pass
EHT40	MCS0	2	147	6685	Full	21.87	21.52	3.90		25.77	25.42	36.00	Pass
EHT40	MCS0	2	179	6845	Full	21.62	21.52	3.90		25.52	25.42	36.00	Pass
EHT80	MCS0	2	135	6625	Full	21.55	22.00	3.90		25.45	25.90	36.00	Pass
EHT80	MCS0	2	151	6705	Full	21.68	22.00	3.90		25.58	25.90	36.00	Pass
EHT80	MCS0	2	167	6785	Full	21.96	21.69	3.90		25.86	25.59	36.00	Pass
EHT160	MCS0	2	143	6665	Full	21.91	21.73	3.90		25.81	25.63	36.00	Pass

Note 1: The device has 2 antennas, each of which has one of two polarizations that are orthogonal to one another.
Each polarization has 1 antenna

Note 2: One of the polarization is a 90-degree phase-shifted replica of the other.
EIRP of each polarization must individually be below the limit

TEST RESULTS DATA
EIRP Power Spectral Density

U-NII-7 MIMO antenna													
Mod.	Data Rate	NTX	CH.	Freq. (MHz)	RU Config.	Conducted Power Density with Duty Factor (dBm/MHz)		DG (dBi)		EIRP Power Density (dBm/MHz)		EIRP Power Density Limit (dBm/MHz)	Pass /Fail
						Ant 4	Ant 2	Ant 4	Ant 2	Ant 4	Ant 2		
EHT20	MCS0	2	117	6535	Full	9.24	9.18	3.90		13.14	13.08	23.00	Pass
EHT20	MCS0	2	149	6695	Full	9.16	8.86	3.90		13.06	12.76	23.00	Pass
EHT20	MCS0	2	181	6855	Full	8.92	8.84	3.90		12.82	12.74	23.00	Pass
EHT40	MCS0	2	123	6565	Full	6.08	6.03	3.90		9.98	9.93	23.00	Pass
EHT40	MCS0	2	147	6685	Full	6.01	5.78	3.90		9.91	9.68	23.00	Pass
EHT40	MCS0	2	179	6845	Full	5.92	5.66	3.90		9.82	9.56	23.00	Pass
EHT80	MCS0	2	135	6625	Full	2.87	2.56	3.90		6.77	6.46	23.00	Pass
EHT80	MCS0	2	151	6705	Full	3.00	2.94	3.90		6.90	6.84	23.00	Pass
EHT80	MCS0	2	167	6785	Full	3.25	2.99	3.90		7.15	6.89	23.00	Pass
EHT160	MCS0	2	143	6665	Full	0.39	0.07	3.90		4.29	3.97	23.00	Pass

Note 1: The device has 2 antennas, each of which has one of two polarizations that are orthogonal to one another.
Each polarization has 1 antenna

Note 2: One of the polarization is a 90-degree phase-shifted replica of the other.
EIRP of each polarization must individually be below the limit

TEST RESULTS DATA
26dB EBW and 99% OBW

U-NII-5 MIMO antenna											
Mod.	Data Rate	NTX	CH.	Freq. (MHz)	RU Config.	99% Bandwidth (MHz)		26 dB Bandwidth (MHz)		Emission Bandwidth Limit (MHz)	Pass /Fail
						Ant 4	Ant 2	Ant 4	Ant 2		
EHT320	MCS0	2	031	6105	Full	315.69	315.17	341.05	338.85	320.00	Pass
EHT320	MCS0	2	063	6265	Full	316.18	315.62	344.22	344.89	320.00	Pass

Note: 99% BW measurement is demonstrated in compliance with the limit.

TEST RESULTS DATA
EIRP Power Table

U-NII-5 MIMO antenna													
Mod.	Data Rate	NTX	CH.	Freq. (MHz)	RU Config.	Conducted Power (dBm)		DG (dBi)		EIRP Power (dBm)		EIRP Power Limit (dBm)	Pass /Fail
						Ant 4	Ant 2	Ant 4	Ant 2	Ant 4	Ant 2		
EHT320	MCS0	2	031	6105	Full	21.50	21.88	3.50		25.00	25.38	36.00	Pass
EHT320	MCS0	2	063	6265	Full	22.25	21.94	3.50		25.75	25.44	36.00	Pass

Note 1: The device has 2 antennas, each of which has one of two polarizations that are orthogonal to one another.

Each polarization has 1 antenna

Note 2: One of the polarization is a 90-degree phase-shifted replica of the other.

EIRP of each polarization must individually be below the limit

TEST RESULTS DATA
EIRP Power Spectral Density

U-NII-5 MIMO antenna													
Mod.	Data Rate	NTX	CH.	Freq. (MHz)	RU Config.	Conducted Power Density with Duty Factor (dBm/MHz)		DG (dBi)		EIRP Power Density (dBm/MHz)		EIRP Power Density Limit (dBm/MHz)	Pass /Fail
						Ant 4	Ant 2	Ant 4	Ant 2	Ant 4	Ant 2		
EHT320	MCS0	2	031	6105	Full	-3.05	-2.26	3.50		0.45	1.24	23.00	Pass
EHT320	MCS0	2	063	6265	Full	-2.03	-2.24	3.50		1.47	1.26	23.00	Pass

Note 1: The device has 2 antennas, each of which has one of two polarizations that are orthogonal to one another.
Each polarization has 1 antenna

Note 2: One of the polarization is a 90-degree phase-shifted replica of the other.
EIRP of each polarization must individually be below the limit



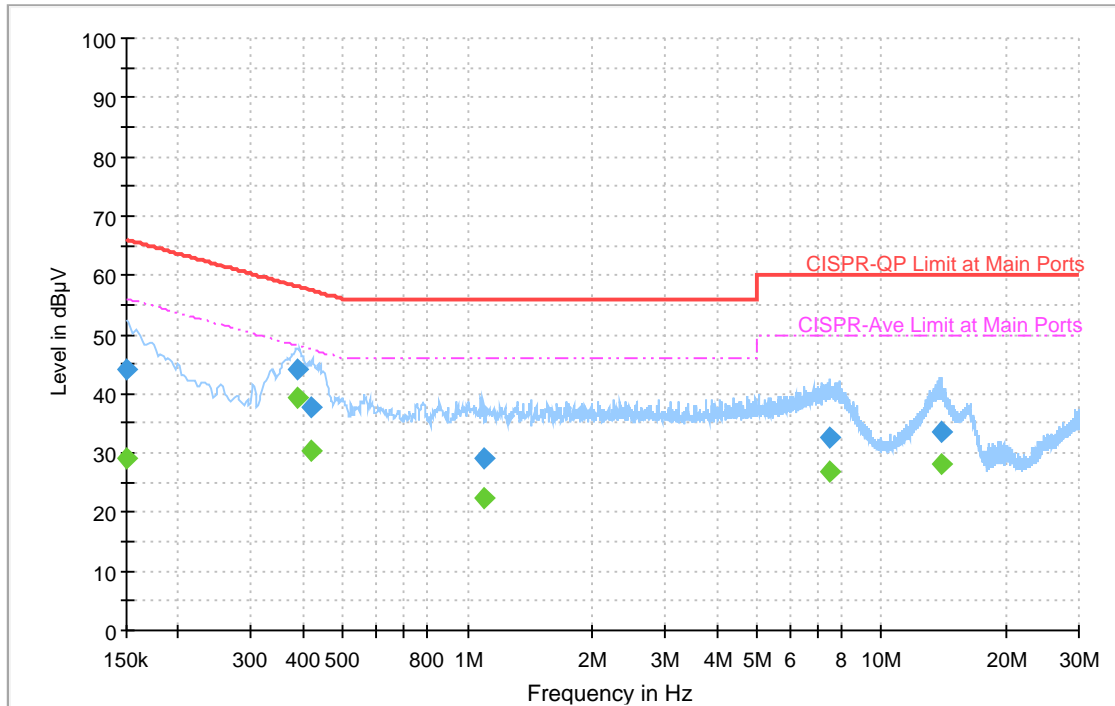
Appendix B. AC Conducted Emission Test Results

Test Engineer :	Jin Peng	Temperature :	19.2~21.4°C
		Relative Humidity :	44.5~48.3%

EUT Information

Test Site Location : CO01-CA
 Project : 240104006
 Power: 120Vac/60Hz

Full Spectrum



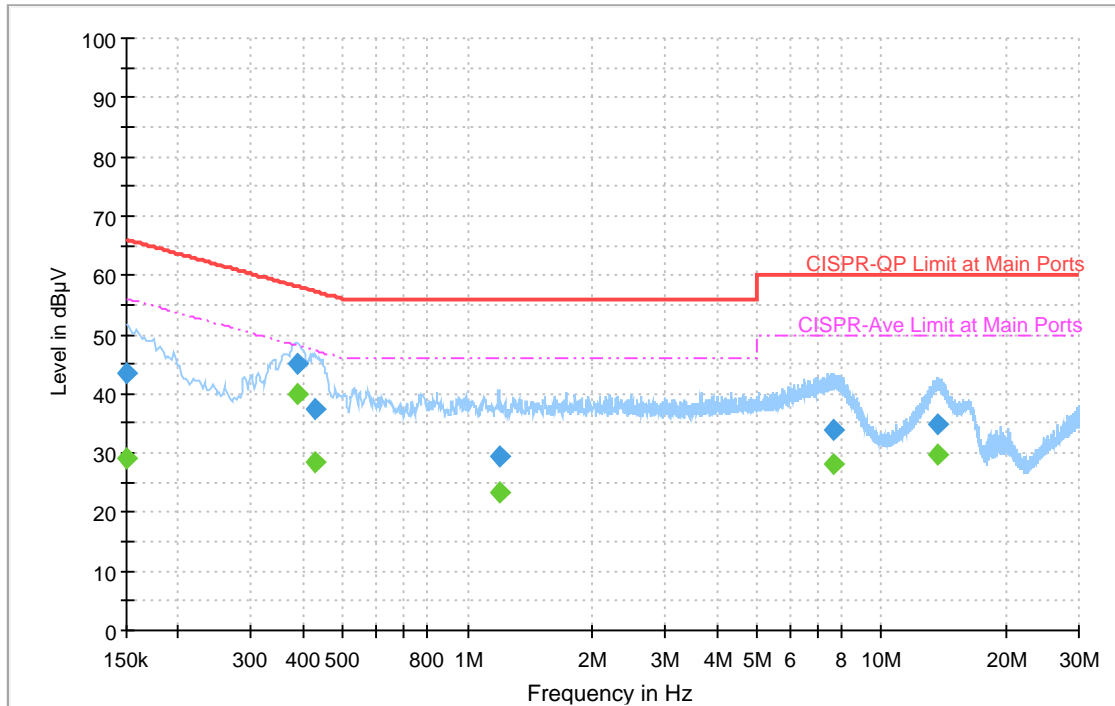
Final Result

Frequency (MHz)	QuasiPeak (dBµV)	CAverage (dBµV)	Limit (dBµV)	Margin (dB)	Line	Filter	Corr. (dB)
0.150108	---	29.16	55.99	26.83	L1	OFF	20.2
0.150108	44.05	---	65.99	21.94	L1	OFF	20.2
0.388698	---	39.32	48.09	8.77	L1	OFF	20.3
0.388698	44.23	---	58.09	13.86	L1	OFF	20.3
0.419703	---	30.24	47.45	17.21	L1	OFF	20.3
0.419703	37.79	---	57.45	19.66	L1	OFF	20.3
1.090572	---	22.49	46.00	23.51	L1	OFF	20.3
1.090572	29.09	---	56.00	26.91	L1	OFF	20.3
7.520991	---	26.98	50.00	23.02	L1	OFF	20.5
7.520991	32.53	---	60.00	27.47	L1	OFF	20.5
13.959105	---	28.22	50.00	21.78	L1	OFF	20.8
13.959105	33.52	---	60.00	26.48	L1	OFF	20.8

EUT Information

Test Site Location : CO01-CA
 Project : 240104006
 Power: 120Vac/60Hz

Full Spectrum



Final Result

Frequency (MHz)	QuasiPeak (dBµV)	CAverage (dBµV)	Limit (dBµV)	Margin (dB)	Line	Filter	Corr. (dB)
0.150000	---	29.03	56.00	26.97	N	OFF	20.2
0.150000	43.55	---	66.00	22.45	N	OFF	20.2
0.388500	---	40.07	48.10	8.03	N	OFF	20.2
0.388500	45.18	---	58.10	12.92	N	OFF	20.2
0.429000	---	28.41	47.27	18.86	N	OFF	20.2
0.429000	37.52	---	57.27	19.75	N	OFF	20.2
1.189500	---	23.45	46.00	22.55	N	OFF	20.3
1.189500	29.53	---	56.00	26.47	N	OFF	20.3
7.638000	---	28.22	50.00	21.78	N	OFF	20.5
7.638000	34.00	---	60.00	26.00	N	OFF	20.5
13.713000	---	29.61	50.00	20.39	N	OFF	20.8
13.713000	34.95	---	60.00	25.05	N	OFF	20.8



Appendix C. Radiated Spurious Emission

Test Engineer :	Minh Nguyen and Thinh Hoang	Temperature :	20.1~23.7°C
		Relative Humidity :	39.6~53.2%



Band 5 - 5925~6425MHz
WIFI 802.11a (Band Edge @ 3m)

WIFI	Note	Frequency	Level	Margin	Limit	Read	Antenna	Path	Preamp	Ant	Table	Peak	Pol.	
Ant.					Line	Level	Factor	Loss	Factor	Pos	Pos	Avg.		
4+2		(MHz)	(dBμV/m)	(dB)	(dBμV/m)	(dBμV)	(dB/m)	(dB)	(dB)	(cm)	(deg)	(P/A)	(H/V)	
802.11a CH 01 5955MHz		5923	68.71	-19.49	88.2	51.03	34.25	13.17	29.74	190	44	P	H	
		5923.56	58.2	-10	68.2	40.52	34.25	13.17	29.74	190	44	A	H	
	*	5955	118.56	-	-	100.9	34.22	13.2	29.76	190	44	P	H	
	*	5955	110.35	-	-	92.69	34.22	13.2	29.76	190	44	A	H	
		7384	52.59	-1.41	54	31.01	36.63	14.69	29.74	190	44	A	H	
														H
			5922.44	72.17	-16.03	88.2	54.48	34.25	13.17	29.73	131	64	P	V
			5924.96	61.7	-6.5	68.2	44.02	34.25	13.17	29.74	131	64	A	V
	*		5955	117.94	-	-	100.28	34.22	13.2	29.76	131	64	P	V
	*		5955	109.26	-	-	91.6	34.22	13.2	29.76	131	64	A	V
			7461	52.52	-1.48	54	31.17	36.36	14.77	29.78	131	64	A	V
													V	
Remark	1. No other spurious found. 2. All results are PASS against Peak and Average limit line.													



Band 5 5925~6425MHz

WIFI 802.11a (Harmonic @ 3m)

WIFI Ant. 4+2	Note	Frequency (MHz)	Level (dBμV/m)	Margin (dB)	Limit Line (dBμV/m)	Read Level (dBμV)	Antenna Factor (dB/m)	Path Loss (dB)	Preamp Factor (dB)	Ant Pos (cm)	Table Pos (deg)	Peak Avg. (P/A)	Pol. (H/V)	
802.11a CH 01 5955MHz		11910	56.64	-17.36	74	65.62	38.78	18.97	66.73	184	41	P	H	
		11910	47.83	-6.17	54	56.81	38.78	18.97	66.73	184	41	A	H	
		17865	53.71	-20.29	74	57.36	42.33	23.71	69.69	214	281	P	H	
		17865	44.01	-9.99	54	47.66	42.33	23.71	69.69	214	281	A	H	
		23820	56.25	-17.75	74	49.77	38.81	17.85	50.18	310	53	P	H	
		23820	46.98	-7.02	54	40.5	38.81	17.85	50.18	310	53	A	H	
														H
														H
														H
														H
														H
														H
														H
			11910	56	-18	74	64.98	38.78	18.97	66.73	191	321	P	V
			11910	46.63	-7.37	54	55.61	38.78	18.97	66.73	191	321	A	V
			17865	52.78	-21.22	74	56.43	42.33	23.71	69.69	107	18	P	V
			17865	43.23	-10.77	54	46.88	42.33	23.71	69.69	107	18	A	V
			23820	56.92	-17.08	74	50.4	38.85	17.85	50.18	312	18	P	V
		23820	46.3	-7.7	54	39.78	38.85	17.85	50.18	312	18	A	V	
													V	
													V	
													V	
													V	
													V	
													V	



WIFI Ant. 4+2	Note	Frequency (MHz)	Level (dBμV/m)	Margin (dB)	Limit Line (dBμV/m)	Read Level (dBμV)	Antenna Factor (dB/m)	Path Loss (dB)	Preamp Factor (dB)	Ant Pos (cm)	Table Pos (deg)	Peak Avg. (P/A)	Pol. (H/V)	
802.11a CH 45 6175MHz		12350	55.32	-18.68	74	63.64	39.01	19.33	66.66	301	357	P	H	
		12350	45.76	-8.24	54	54.08	39.01	19.33	66.66	301	357	A	H	
		18525	39.79	-34.21	74	40.96	38.07	14.39	53.63	-	-	P	H	
		24700	54.97	-33.23	88.2	46.32	39.03	18.71	49.09	202	28	P	H	
													H	
													H	
													H	
													H	
													H	
													H	
													H	
													H	
													H	
													H	
													H	
													H	
			12350	55.02	-18.98	74	63.34	39.01	19.33	66.66	200	329	P	V
			12350	46.14	-7.86	54	54.46	39.01	19.33	66.66	200	329	A	V
		18525	40.4	-33.6	74	41.44	38.2	14.39	53.63	-	-	P	V	
		24700	53.58	-34.62	88.2	44.91	39.05	18.71	49.09	153	360	P	V	
													V	
													V	
													V	
													V	
													V	
													V	
													V	
													V	



Band 5 5925~6425MHz

WIFI 802.11be EHT20 Full (Band Edge @ 3m)

WIFI Ant. 4+2	Note	Frequency (MHz)	Level (dBμV/m)	Margin (dB)	Limit Line (dBμV/m)	Read Level (dBμV)	Antenna Factor (dB/m)	Path Loss (dB)	Preamp Factor (dB)	Ant Pos (cm)	Table Pos (deg)	Peak Avg. (P/A)	Pol. (H/V)	
802.11be EHT20 Full CH 01 5955MHz		5924.96	73.44	-14.76	88.2	55.76	34.25	13.17	29.74	187	44	P	H	
		5924.96	63.2	-5	68.2	45.52	34.25	13.17	29.74	187	44	A	H	
	*	5955	119.58	-	-	101.92	34.22	13.2	29.76	187	44	P	H	
	*	5955	109.4	-	-	91.74	34.22	13.2	29.76	187	44	A	H	
		7377	52.49	-1.51	54	30.9	36.66	14.68	29.75	187	44	A	H	
														H
			5924.96	74.62	-13.58	88.2	56.94	34.25	13.17	29.74	100	62	P	V
			5924.96	64.26	-3.94	68.2	46.58	34.25	13.17	29.74	100	62	A	V
		*	5955	117.55	-	-	99.89	34.22	13.2	29.76	100	62	P	V
		*	5955	108.45	-	-	90.79	34.22	13.2	29.76	100	62	A	V
		7384	52.56	-1.44	54	30.98	36.63	14.69	29.74	100	62	A	V	
													V	
Remark	1. No other spurious found. 2. All results are PASS against Peak and Average limit line.													



Band 5 5925~6425MHz

WIFI 802.11be EHT40 Full (Band Edge @ 3m)

WIFI Ant. 4+2	Note	Frequency (MHz)	Level (dBμV/m)	Margin (dB)	Limit Line (dBμV/m)	Read Level (dBμV)	Antenna Factor (dB/m)	Path Loss (dB)	Preamp Factor (dB)	Ant Pos (cm)	Table Pos (deg)	Peak Avg. (P/A)	Pol. (H/V)	
802.11be EHT40 Full CH 03 5965MHz		5916.24	74.27	-13.93	88.2	56.59	34.25	13.16	29.73	118	65	P	H	
		5924.88	64.61	-3.59	68.2	46.93	34.25	13.17	29.74	118	65	A	H	
	*	5965	115.01	-	-	97.34	34.22	13.21	29.76	118	65	P	H	
	*	5965	104.9	-	-	87.23	34.22	13.21	29.76	118	65	A	H	
		7391	52.02	-1.98	54	30.45	36.6	14.7	29.73	118	65	A	H	
														H
			5924.34	71.37	-16.83	88.2	53.69	34.25	13.17	29.74	197	26	P	V
			5924.88	62.42	-5.78	68.2	44.74	34.25	13.17	29.74	197	26	A	V
		*	5965	114.59	-	-	96.92	34.22	13.21	29.76	197	26	P	V
		*	5965	104.45	-	-	86.78	34.22	13.21	29.76	197	26	A	V
		7391	51.98	-2.02	54	30.41	36.6	14.7	29.73	197	26	A	V	
													V	
Remark	1. No other spurious found. 2. All results are PASS against Peak and Average limit line.													



WIFI Ant. 4+2	Note	Frequency (MHz)	Level (dBµV/m)	Margin (dB)	Limit Line (dBµV/m)	Read Level (dBµV)	Antenna Factor (dB/m)	Path Loss (dB)	Preamp Factor (dB)	Ant Pos (cm)	Table Pos (deg)	Peak Avg. (P/A)	Pol. (H/V)	
802.11be		12330	50.07	-23.93	74	58.33	39.05	19.32	66.63	301	360	P	H	
		12330	39.9	-14.1	54	48.16	39.05	19.32	66.63	301	360	A	H	
		18495	36.47	-37.53	74	37.82	38.06	14.37	53.78	-	-	P	H	
		24660	51.69	-36.51	88.2	43.19	38.98	18.67	49.15	199	29	P	H	
		24660	44.68	-23.52	68.2	36.18	38.98	18.67	49.15	199	29	A	H	
														H
														H
														H
														H
														H
EHT40 Full CH 43 6165MHz		12330	48.97	-25.03	74	57.23	39.05	19.32	66.63	221	329	P	V	
		12330	39.35	-14.65	54	47.61	39.05	19.32	66.63	221	329	A	V	
		18495	36.84	-37.16	74	38.07	38.18	14.37	53.78	-	-	P	V	
		24660	52.45	-35.75	88.2	43.88	39.05	18.67	49.15	151	360	P	V	
		24660	41.69	-26.51	68.2	33.12	39.05	18.67	49.15	151	360	A	V	
														V
														V
														V
														V
														V



Band 5 5925~6425MHz

WIFI 802.11be EHT80 Full (Band Edge @ 3m)

WIFI Ant. 4+2	Note	Frequency (MHz)	Level (dBμV/m)	Margin (dB)	Limit Line (dBμV/m)	Read Level (dBμV)	Antenna Factor (dB/m)	Path Loss (dB)	Preamp Factor (dB)	Ant Pos (cm)	Table Pos (deg)	Peak Avg. (P/A)	Pol. (H/V)	
802.11be EHT80 Full CH 07 5985MHz		5924.36	77.26	-10.94	88.2	59.58	34.25	13.17	29.74	197	70	P	H	
		5924.52	67.24	-0.96	68.2	49.56	34.25	13.17	29.74	197	70	A	H	
	*	5985	111.38	-	-	93.72	34.21	13.23	29.78	197	70	P	H	
	*	5985	102.1	-	-	84.44	34.21	13.23	29.78	197	70	A	H	
		7384	51.96	-2.04	54	30.38	36.63	14.69	29.74	197	70	A	H	
														H
			5916.2	75.44	-12.76	88.2	57.76	34.25	13.16	29.73	203	43	P	V
			5921	66.27	-1.93	68.2	48.58	34.25	13.17	29.73	203	43	A	V
		*	5985	114.99	-	-	97.33	34.21	13.23	29.78	203	43	P	V
		*	5985	104.06	-	-	86.4	34.21	13.23	29.78	203	43	A	V
		7398	51.96	-2.04	54	30.4	36.57	14.71	29.72	203	43	A	V	
													V	
Remark	1. No other spurious found. 2. All results are PASS against Peak and Average limit line.													



Band 5 5925~6425MHz

WIFI 802.11be EHT80 Full (Harmonic @ 3m)

WIFI Ant. 4+2	Note	Frequency (MHz)	Level (dBμV/m)	Margin (dB)	Limit Line (dBμV/m)	Read Level (dBμV)	Antenna Factor (dB/m)	Path Loss (dB)	Preamp Factor (dB)	Ant Pos (cm)	Table Pos (deg)	Peak Avg. (P/A)	Pol. (H/V)
802.11be EHT80 Full CH 07 5985MHz		11970	47.65	-26.35	74	56.32	38.83	19.01	66.51	-	-	P	H
		17955	53.29	-20.71	74	55.24	43.19	23.79	68.93	207	113	P	H
		17955	43.29	-10.71	54	45.24	43.19	23.79	68.93	207	113	A	H
		23940	45.03	-28.97	74	38.84	38.79	17.93	50.53	-	-	P	H
													H
													H
													H
													H
													H
													H
		11970	47.73	-26.27	74	56.4	38.83	19.01	66.51	-	-	P	V
		17955	53.19	-20.81	74	55.14	43.19	23.79	68.93	199	205	P	V
		17955	43.38	-10.62	54	45.33	43.19	23.79	68.93	199	205	A	V
		23940	45.42	-28.58	74	39.09	38.88	17.92	50.47	-	-	P	V
													V
													V
													V
													V
													V
													V
													V



Band 5 5925~6425MHz

WIFI 802.11be EHT160 Full (Band Edge @ 3m)

WIFI Ant. 4+2	Note	Frequency (MHz)	Level (dBμV/m)	Margin (dB)	Limit Line (dBμV/m)	Read Level (dBμV)	Antenna Factor (dB/m)	Path Loss (dB)	Preamp Factor (dB)	Ant Pos (cm)	Table Pos (deg)	Peak Avg. (P/A)	Pol. (H/V)	
802.11be EHT160 Full CH 15 6025MHz		5924.52	68.97	-19.23	88.2	51.29	34.25	13.17	29.74	388	343	P	H	
		5925	60.64	-7.56	68.2	42.96	34.25	13.17	29.74	388	343	A	H	
	*	6025	107.01	-	-	89.34	34.21	13.28	29.82	388	343	P	H	
	*	6025	97	-	-	79.33	34.21	13.28	29.82	388	343	A	H	
		7377	51.99	-2.01	54	30.4	36.66	14.68	29.75	388	343	A	H	
														H
			5923.56	70.63	-17.57	88.2	52.95	34.25	13.17	29.74	198	40	P	V
			5925	62.93	-5.27	68.2	45.25	34.25	13.17	29.74	198	40	A	V
	*		6025	110.14	-	-	92.47	34.21	13.28	29.82	198	40	P	V
	*		6025	100.48	-	-	82.81	34.21	13.28	29.82	198	40	A	V
			7412	51.97	-2.03	54	30.46	36.52	14.72	29.73	198	40	A	V
														V
Remark	1. No other spurious found. 2. All results are PASS against Peak and Average limit line.													



Band 5 5925~6425MHz

WIFI 802.11be EHT80 Full (Harmonic @ 3m)

WIFI Ant. 4+2	Note	Frequency (MHz)	Level (dBμV/m)	Margin (dB)	Limit Line (dBμV/m)	Read Level (dBμV)	Antenna Factor (dB/m)	Path Loss (dB)	Preamp Factor (dB)	Ant Pos (cm)	Table Pos (deg)	Peak Avg. (P/A)	Pol. (H/V)	
802.11be EHT160 Full CH 15 6025MHz		12050	47.28	-26.72	74	55.47	39.11	19.07	66.37	-	-	P	H	
		18075	34.83	-39.17	74	37.21	37.79	14.17	54.34	-	-	P	H	
													H	
													H	
													H	
													H	
													H	
													H	
													H	
													H	
													H	
													H	
													H	
													H	
													H	
													H	
			12050	46.88	-27.12	74	55.07	39.11	19.07	66.37	-	-	P	V
			18075	34.81	-39.19	74	37.09	37.89	14.17	54.34	-	-	P	V
													V	
													V	
													V	
													V	
													V	
													V	
													V	
													V	
													V	
													V	
													V	
													V	



Band 5 5925~6425MHz

WIFI 802.11be EHT320 Full (Band Edge @ 3m)

WIFI Ant. 4+2	Note	Frequency (MHz)	Level (dBμV/m)	Margin (dB)	Limit Line (dBμV/m)	Read Level (dBμV)	Antenna Factor (dB/m)	Path Loss (dB)	Preamp Factor (dB)	Ant Pos (cm)	Table Pos (deg)	Peak Avg. (P/A)	Pol. (H/V)	
802.11be EHT320 Full CH 31 6105MHz		5919.4	72.95	-15.25	88.2	55.26	34.25	13.17	29.73	130	67	P	H	
		5924.52	64.71	-3.49	68.2	47.03	34.25	13.17	29.74	130	67	A	H	
	*	6105	107.45	-	-	89.76	34.24	13.38	29.93	130	67	P	H	
	*	6105	96.81	-	-	79.12	34.24	13.38	29.93	130	67	A	H	
		7713	52.02	-1.98	54	30.47	36.58	14.99	30.02	130	67	A	H	
														H
			5918.76	67.51	-20.69	88.2	49.83	34.25	13.16	29.73	189	24	P	V
			5925	60.05	-8.15	68.2	42.37	34.25	13.17	29.74	189	24	A	V
	*		6105	105.56	-	-	87.87	34.24	13.38	29.93	189	24	P	V
	*		6105	96.37	-	-	78.68	34.24	13.38	29.93	189	24	A	V
			7412	51.97	-2.03	54	30.46	36.52	14.72	29.73	189	24	A	V
														V
Remark	1. No other spurious found. 2. All results are PASS against Peak and Average limit line.													



UNII-5 5925~6425MHz

WIFI 802.11be EHT320 Full (Harmonic @ 3m)

WIFI Ant.	Note	Frequency (MHz)	Level (dBμV/m)	Margin (dB)	Limit Line (dBμV/m)	Read Level (dBμV)	Antenna Factor (dB/m)	Path Loss (dB)	Preamp Factor (dB)	Ant Pos (cm)	Table Pos (deg)	Peak Avg. (P/A)	Pol. (H/V)
802.11be EHT320 Full CH 31 6105MHz		12210	47.3	-26.7	74	55.2	39.25	19.21	66.36	-	-	P	H
		18315	34.39	-39.61	74	37.05	37.94	14.28	54.88	-	-	P	H
													H
													H
													H
		12210	47.3	-26.7	74	55.2	39.25	19.21	66.36	-	-	P	V
		18315	34.42	-39.58	74	37.04	37.98	14.28	54.88	-	-	P	V
													V
													V
													V
802.11be EHT320 Full CH 63 6265MHz		12530	47.86	-26.14	74	55.8	39	19.49	66.43	-	-	P	H
		18795	36.14	-37.86	74	36.25	38.13	14.52	52.76	-	-	P	H
		25060	42.81	-45.39	88.2	34.79	39.16	19.11	50.25	-	-	P	H
													H
													H
		12530	47.71	-26.29	74	55.65	39	19.49	66.43	-	-	P	V
		18795	36.91	-37.09	74	36.99	38.16	14.52	52.76	-	-	P	V
		25060	41.6	-46.6	88.2	33.5	39.24	19.11	50.25	-	-	P	V
													V
													V
Remark	<ol style="list-style-type: none"> No other spurious found. All results are PASS against Peak and Average limit line. The emission position marked as "-" means no suspected emission found with sufficient margin against limit line or noise floor only. 												



Band 7 - 6525~6875MHz
WIFI 802.11a (Band Edge @ 3m)

WIFI	Note	Frequency	Level	Margin	Limit	Read	Antenna	Path	Preamp	Ant	Table	Peak	Pol.	
Ant.					Line	Level	Factor	Loss	Factor	Pos	Pos	Avg.		
4+2		(MHz)	(dBμV/m)	(dB)	(dBμV/m)	(dBμV)	(dB/m)	(dB)	(dB)	(cm)	(deg)	(P/A)	(H/V)	
802.11a CH 181 6855MHz	*	6855	120.42	-	-	101.39	35.93	14.14	31.04	127	42	P	H	
	*	6855	111.61	-	-	92.58	35.93	14.14	31.04	127	42	A	H	
		7419	52.77	-1.23	54	31.29	36.49	14.73	29.74	127	42	A	H	
		7211.07	61.51	-26.69	88.2	40.35	36.93	14.48	30.25	127	42	P	H	
		7243.44	51.45	-16.75	68.2	30.01	37.05	14.52	30.13	127	42	A	H	
														H
	*	6855	117.7	-	-	98.67	35.93	14.14	31.04	301	56	P	V	
	*	6855	108.96	-	-	89.93	35.93	14.14	31.04	301	56	A	V	
		7384	52.79	-1.21	54	31.21	36.63	14.69	29.74	301	56	A	V	
		7197.03	61.55	-26.65	88.2	40.5	36.88	14.47	30.3	301	56	P	V	
		7242.66	51.43	-16.77	68.2	30	37.04	14.52	30.13	301	56	A	V	
														V
Remark	1. No other spurious found. 2. All results are PASS against Peak and Average limit line.													



Band 7 - 6525~6875MHz
WIFI 802.11a (Harmonic @ 3m)

WIFI Ant. 4+2	Note	Frequency (MHz)	Level (dBμV/m)	Margin (dB)	Limit Line (dBμV/m)	Read Level (dBμV)	Antenna Factor (dB/m)	Path Loss (dB)	Preamp Factor (dB)	Ant Pos (cm)	Table Pos (deg)	Peak Avg. (P/A)	Pol. (H/V)	
802.11a CH 117 6535MHz		13070	56.57	-31.63	88.2	64.06	39.53	19.95	66.97	121	42	P	H	
		19605	49.6	-24.4	74	48.48	37.97	14.92	51.77	102	303	P	H	
		19605	40.07	-13.93	54	38.95	37.97	14.92	51.77	102	303	A	H	
		26140	52.5	-35.7	88.2	44.35	38.97	20.17	50.99	191	64	P	H	
													H	
													H	
													H	
													H	
													H	
													H	
													H	
			13070	56.41	-31.79	88.2	63.91	39.52	19.95	66.97	377	11	P	V
			19605	47.6	-26.4	74	46.4	38.05	14.92	51.77	117	360	P	V
			19605	38.74	-15.26	54	37.54	38.05	14.92	51.77	117	360	A	V
			26140	50.72	-37.48	88.2	42.49	39.05	20.17	50.99	126	360	P	V
														V
														V
														V
													V	
													V	
													V	



WIFI Ant. 4+2	Note	Frequency (MHz)	Level (dBµV/m)	Margin (dB)	Limit Line (dBµV/m)	Read Level (dBµV)	Antenna Factor (dB/m)	Path Loss (dB)	Preamp Factor (dB)	Ant Pos (cm)	Table Pos (deg)	Peak Avg. (P/A)	Pol. (H/V)	
802.11a CH 181 6855MHz		13710	56.89	-31.31	88.2	62.98	40.7	20.5	67.29	100	35	P	H	
		20565	55.84	-18.16	74	52.18	38.26	15.63	50.23	173	305	P	H	
		20565	47.43	-6.57	54	43.77	38.26	15.63	50.23	173	305	A	H	
		27420	51.1	-37.1	88.2	42.78	39.34	20.33	51.35	-	-	P	H	
													H	
													H	
													H	
													H	
													H	
													H	
													H	
			13710	55.52	-32.68	88.2	61.61	40.7	20.5	67.29	397	0	P	V
			20565	50.31	-23.69	74	46.72	38.19	15.63	50.23	349	45	P	V
			20565	41.78	-12.22	54	38.19	38.19	15.63	50.23	349	45	A	V
			27420	46.53	-41.67	88.2	38.17	39.38	20.33	51.35	-	-	P	V
														V
														V
														V
														V
														V
													V	
													V	
Remark	<ol style="list-style-type: none"> No other spurious found. All results are PASS against Peak and Average limit line. The emission position marked as "-" means no suspected emission found with sufficient margin against limit line or noise floor only. 													



Band 7 - 6525~6875MHz

WIFI 802.11be EHT20 Full (Band Edge @ 3m)

WIFI Ant. 4+2	Note	Frequency (MHz)	Level (dBμV/m)	Margin (dB)	Limit Line (dBμV/m)	Read Level (dBμV)	Antenna Factor (dB/m)	Path Loss (dB)	Preamp Factor (dB)	Ant Pos (cm)	Table Pos (deg)	Peak Avg. (P/A)	Pol. (H/V)	
802.11be EHT20 Full CH 181 6855MHz	*	6855	120.56	-	-	101.53	35.93	14.14	31.04	127	41	P	H	
	*	6855	111.18	-	-	92.15	35.93	14.14	31.04	127	41	A	H	
		7699	52.83	-1.17	54	31.3	36.54	14.98	29.99	127	41	A	H	
		7208.34	62.72	-25.48	88.2	41.58	36.92	14.48	30.26	127	41	P	H	
		7243.83	51.44	-16.76	68.2	30	37.05	14.52	30.13	127	41	A	H	
														H
	*	6855	116.17	-	-	97.14	35.93	14.14	31.04	297	48	P	V	
	*	6855	106.7	-	-	87.67	35.93	14.14	31.04	297	48	A	V	
		7734	52.96	-1.04	54	31.36	36.64	15.01	30.05	297	48	A	V	
		7230.96	61.3	-26.9	88.2	39.97	37	14.51	30.18	297	48	P	V	
	7244.61	51.44	-16.76	68.2	30	37.05	14.52	30.13	297	48	A	V		
													V	
Remark	<ol style="list-style-type: none"> No other spurious found. All results are PASS against Peak and Average limit line. 													



Band 7 - 6525~6875MHz
WIFI 802.11be EHT20 Full (Harmonic @ 3m)

WIFI Ant. 4+2	Note	Frequency (MHz)	Level (dBμV/m)	Margin (dB)	Limit Line (dBμV/m)	Read Level (dBμV)	Antenna Factor (dB/m)	Path Loss (dB)	Preamp Factor (dB)	Ant Pos (cm)	Table Pos (deg)	Peak Avg. (P/A)	Pol. (H/V)
802.11be EHT20 Full		13070	53.11	-35.09	88.2	60.6	39.53	19.95	66.97	250	309	P	H
		19605	47.9	-26.1	74	46.78	37.97	14.92	51.77	100	303	P	H
		19605	39.52	-14.48	54	38.4	37.97	14.92	51.77	100	303	A	H
		26140	52.56	-35.64	88.2	44.41	38.97	20.17	50.99	200	67	P	H
													H
													H
													H
													H
													H
													H
CH 117 6535MHz		13070	53.16	-35.04	88.2	60.66	39.52	19.95	66.97	397	13	P	V
		19605	47.26	-26.74	74	46.06	38.05	14.92	51.77	120	360	P	V
		19605	37.65	-16.35	54	36.45	38.05	14.92	51.77	120	360	A	V
		26140	50.38	-37.82	88.2	42.15	39.05	20.17	50.99	134	0	P	V
													V
													V
													V
													V
													V
													V



Band 7 - 6525~6875MHz

WIFI 802.11be EHT40 Full (Band Edge @ 3m)

WIFI Ant. 4+2	Note	Frequency (MHz)	Level (dBμV/m)	Margin (dB)	Limit Line (dBμV/m)	Read Level (dBμV)	Antenna Factor (dB/m)	Path Loss (dB)	Preamp Factor (dB)	Ant Pos (cm)	Table Pos (deg)	Peak Avg. (P/A)	Pol. (H/V)	
802.11be EHT40 Full CH 179 6845MHz	*	6845	117.97	-	-	98.93	35.95	14.13	31.04	100	43	P	H	
	*	6845	108.81	-	-	89.77	35.95	14.13	31.04	100	43	A	H	
		7741	52.96	-1.04	54	31.36	36.66	15.01	30.07	100	43	A	H	
		7151.76	60.88	-27.32	88.2	40.27	36.65	14.43	30.47	100	43	P	H	
		7239.96	51.8	-16.4	68.2	30.39	37.03	14.52	30.14	100	43	A	H	
														H
	*	6845	114.67	-	-	95.63	35.95	14.13	31.04	301	54	P	V	
	*	6845	106.64	-	-	87.6	35.95	14.13	31.04	301	54	A	V	
		7755	52.98	-15.22	68.2	31.33	36.71	15.02	30.08	301	54	A	V	
		7228.62	60.95	-27.25	88.2	39.65	36.99	14.5	30.19	301	54	P	V	
	7244.16	51.71	-16.49	68.2	30.27	37.05	14.52	30.13	301	54	A	V		
													V	
Remark	1. No other spurious found. 2. All results are PASS against Peak and Average limit line.													



Band 7 - 6525~6875MHz
WIFI 802.11be EHT40 Full (Harmonic @ 3m)

WIFI Ant. 4+2	Note	Frequency (MHz)	Level (dBμV/m)	Margin (dB)	Limit Line (dBμV/m)	Read Level (dBμV)	Antenna Factor (dB/m)	Path Loss (dB)	Preamp Factor (dB)	Ant Pos (cm)	Table Pos (deg)	Peak Avg. (P/A)	Pol. (H/V)
802.11be EHT40 Full		13130	54.18	-34.02	88.2	61.8	39.5	20	67.12	133	37	P	H
		19695	47.09	-26.91	74	45.76	37.97	14.96	51.6	100	300	P	H
		19695	38.91	-15.09	54	37.58	37.97	14.96	51.6	100	300	A	H
		26260	50.54	-37.66	88.2	42.3	39.06	20.18	51	199	65	P	H
													H
													H
													H
													H
													H
													H
CH 123 6565MHz		13130	52.46	-35.74	88.2	60.06	39.52	20	67.12	365	7	P	V
		19695	47.37	-26.63	74	45.95	38.06	14.96	51.6	124	360	P	V
		19695	37.35	-16.65	54	35.93	38.06	14.96	51.6	124	360	A	V
		26260	46.92	-41.28	88.2	38.64	39.1	20.18	51	128	360	P	V
													V
													V
													V
													V
													V
													V



WIFI Ant. 4+2	Note	Frequency (MHz)	Level (dBµV/m)	Margin (dB)	Limit Line (dBµV/m)	Read Level (dBµV)	Antenna Factor (dB/m)	Path Loss (dB)	Preamp Factor (dB)	Ant Pos (cm)	Table Pos (deg)	Peak Avg. (P/A)	Pol. (H/V)	
802.11be		13370	52.06	-21.94	74	59.06	39.89	20.21	67.1	223	14	P	H	
		13370	42.89	-11.11	54	49.89	39.89	20.21	67.1	223	14	A	H	
		20055	48.94	-25.06	74	47.52	38.05	15.16	51.79	200	306	P	H	
		20055	40.55	-13.45	54	39.13	38.05	15.16	51.79	200	306	A	H	
		26740	44.81	-43.39	88.2	36.26	39.88	20.24	51.57	-	-	P	H	
														H
														H
														H
														H
														H
EHT40 Full													H	
CH 147		13370	52.81	-21.19	74	59.74	39.96	20.21	67.1	100	357	P	V	
6685MHz		13370	43.19	-10.81	54	50.12	39.96	20.21	67.1	100	357	A	V	
		20055	47.91	-26.09	74	46.41	38.13	15.16	51.79	117	360	P	V	
		20055	39.09	-14.91	54	37.59	38.13	15.16	51.79	117	360	A	V	
		26740	42.4	-45.8	88.2	33.72	40.01	20.24	51.57	-	-	P	V	
													V	
													V	
													V	
													V	
													V	
													V	
													V	



WIFI Ant. 4+2	Note	Frequency (MHz)	Level (dBμV/m)	Margin (dB)	Limit Line (dBμV/m)	Read Level (dBμV)	Antenna Factor (dB/m)	Path Loss (dB)	Preamp Factor (dB)	Ant Pos (cm)	Table Pos (deg)	Peak Avg. (P/A)	Pol. (H/V)
802.11be EHT40 Full CH 179 6845MHz		13690	51.61	-36.59	88.2	58.28	40.16	20.48	67.31	115	34	P	H
		20535	50.5	-23.5	74	46.95	38.25	15.6	50.3	200	300	P	H
		20535	42.17	-11.83	54	38.62	38.25	15.6	50.3	200	300	A	H
		27380	51.92	-36.28	88.2	43.67	39.34	20.32	51.41	212	167	P	H
													H
													H
													H
													H
													H
													H
													H
													H
													H
			13690	51.91	-36.29	88.2	58.54	40.2	20.48	67.31	386	360	P
		20535	45.42	-28.58	74	41.93	38.19	15.6	50.3	100	19	P	V
		20535	37.14	-16.86	54	33.65	38.19	15.6	50.3	100	19	A	V
		27380	46.17	-42.03	88.2	37.87	39.39	20.32	51.41	-	-	P	V
													V
													V
													V
													V
													V
													V
													V
													V
Remark	<ol style="list-style-type: none"> No other spurious found. All results are PASS against Peak and Average limit line. The emission position marked as "-" means no suspected emission found with sufficient margin against limit line or noise floor only. 												



Band 7 - 6525~6875MHz

WIFI 802.11be EHT80 Full (Band Edge @ 3m)

WIFI Ant. 4+2	Note	Frequency (MHz)	Level (dBμV/m)	Margin (dB)	Limit Line (dBμV/m)	Read Level (dBμV)	Antenna Factor (dB/m)	Path Loss (dB)	Preamp Factor (dB)	Ant Pos (cm)	Table Pos (deg)	Peak Avg. (P/A)	Pol. (H/V)	
802.11be EHT80 Full CH 167 6785MHz	*	6785	113.66	-	-	94.5	36.05	14.06	30.95	119	37	P	H	
	*	6785	104.38	-	-	85.22	36.05	14.06	30.95	119	37	A	H	
		7398	52.36	-1.64	54	30.8	36.57	14.71	29.72	119	37	A	H	
		7172.5	60.6	-27.6	88.2	39.79	36.75	14.45	30.39	119	37	P	H	
		7234	51.86	-16.34	68.2	30.51	37.01	14.51	30.17	119	37	A	H	
														H
	*	6785	111.14	-	-	91.98	36.05	14.06	30.95	291	53	P	V	
	*	6785	101.98	-	-	82.82	36.05	14.06	30.95	291	53	A	V	
		7398	52.48	-1.52	54	30.92	36.57	14.71	29.72	291	53	A	V	
		7210	60.73	-27.47	88.2	39.57	36.93	14.48	30.25	291	53	P	V	
	7238.5	51.81	-16.39	68.2	30.41	37.03	14.52	30.15	291	53	A	V		
													V	
Remark	1. No other spurious found. 2. All results are PASS against Peak and Average limit line.													



Band 7 - 6525~6875MHz
WIFI 802.11be EHT80 Full (Harmonic @ 3m)

WIFI Ant. 4+2	Note	Frequency (MHz)	Level (dBμV/m)	Margin (dB)	Limit Line (dBμV/m)	Read Level (dBμV)	Antenna Factor (dB/m)	Path Loss (dB)	Preamp Factor (dB)	Ant Pos (cm)	Table Pos (deg)	Peak Avg. (P/A)	Pol. (H/V)
802.11be EHT80 Full		13250	47.91	-26.09	74	55.71	39.62	20.11	67.53	-	-	P	H
		19875	47.43	-26.57	74	45.78	37.98	15.05	51.38	198	285	P	H
		19875	39.9	-14.1	54	38.25	37.98	15.05	51.38	198	285	A	H
		26500	46.66	-41.54	88.2	38.32	39.27	20.21	51.14	-	-	P	H
													H
													H
													H
													H
													H
													H
CH 135 6625MHz		13250	47.89	-26.11	74	55.64	39.67	20.11	67.53	-	-	P	V
		19875	44.12	-29.88	74	42.36	38.09	15.05	51.38	201	46	P	V
		19875	36.53	-17.47	54	34.77	38.09	15.05	51.38	201	46	A	V
		26500	43.58	-44.62	88.2	35.19	39.32	20.21	51.14	-	-	P	V
													V
													V
													V
													V
													V
													V



WIFI Ant. 4+2	Note	Frequency (MHz)	Level (dBμV/m)	Margin (dB)	Limit Line (dBμV/m)	Read Level (dBμV)	Antenna Factor (dB/m)	Path Loss (dB)	Preamp Factor (dB)	Ant Pos (cm)	Table Pos (deg)	Peak Avg. (P/A)	Pol. (H/V)	
802.11be EHT80 Full CH 167 6785MHz		13570	52.06	-36.14	88.2	58.12	40.26	20.38	66.7	300	49	P	H	
		20355	49.23	-24.77	74	47.12	38.19	15.44	51.52	189	309	P	H	
		20355	41.64	-12.36	54	39.53	38.19	15.44	51.52	189	309	A	H	
		27140	48.37	-39.83	88.2	40.06	39.35	20.29	51.33	-	-	P	H	
													H	
													H	
													H	
													H	
													H	
													H	
													H	
			13570	52.07	-36.13	88.2	58.13	40.26	20.38	66.7	260	0	P	V
			20355	43.63	-30.37	74	41.6	38.11	15.44	51.52	187	347	P	V
			20355	34.99	-19.01	54	32.96	38.11	15.44	51.52	187	347	A	V
			27140	43.69	-44.51	88.2	35.23	39.5	20.29	51.33	-	-	P	V
														V
														V
														V
														V
														V
													V	
													V	
Remark	<ol style="list-style-type: none"> No other spurious found. All results are PASS against Peak and Average limit line. The emission position marked as "-" means no suspected emission found with sufficient margin against limit line or noise floor only. 													



Band 7 - 6525~6875MHz

WIFI 802.11be EHT160 Full (Band Edge @ 3m)

WIFI Ant. 4+2	Note	Frequency (MHz)	Level (dBμV/m)	Margin (dB)	Limit Line (dBμV/m)	Read Level (dBμV)	Antenna Factor (dB/m)	Path Loss (dB)	Preamp Factor (dB)	Ant Pos (cm)	Table Pos (deg)	Peak Avg. (P/A)	Pol. (H/V)
802.11be EHT160 Full CH 143 6665MHz	*	6665	110.22	-	-	91.16	35.99	13.94	30.87	121	42	P	H
	*	6665	101.32	-	-	82.26	35.99	13.94	30.87	121	42	A	H
		7748	52.36	-1.64	54	30.74	36.68	15.02	30.08	121	42	A	H
		7192.68	60.5	-27.7	88.2	39.51	36.85	14.46	30.32	121	42	P	H
		7294.92	60.14	-13.86	74	38.51	37.01	14.58	29.96	121	42	P	H
		7243.8	51.85	-16.35	68.2	30.41	37.05	14.52	30.13	121	42	A	H
	*	6665	109.33	-	-	90.27	35.99	13.94	30.87	216	52	P	V
	*	6665	99.94	-	-	80.88	35.99	13.94	30.87	216	52	A	V
		7755	52.35	-15.85	68.2	30.7	36.71	15.02	30.08	216	52	A	V
		7197	60.22	-27.98	88.2	39.17	36.88	14.47	30.3	216	52	P	V
		7250.28	60.63	-13.37	74	39.14	37.07	14.53	30.11	216	52	P	V
		7243.8	51.83	-16.37	68.2	30.39	37.05	14.52	30.13	216	52	A	V
		7257.48	51.91	-2.09	54	30.39	37.06	14.54	30.08	216	52	A	V
	Remark	1. No other spurious found. 2. All results are PASS against Peak and Average limit line.											



Band 7 - 6525~6875MHz

WIFI 802.11be EHT160 Full (Harmonic @ 3m)

WIFI Ant. 4+2	Note	Frequency (MHz)	Level (dBμV/m)	Margin (dB)	Limit Line (dBμV/m)	Read Level (dBμV)	Antenna Factor (dB/m)	Path Loss (dB)	Preamp Factor (dB)	Ant Pos (cm)	Table Pos (deg)	Peak Avg. (P/A)	Pol. (H/V)	
802.11be EHT160 Full CH 143 6665MHz		13330	51.69	-22.31	74	58.74	40.1	20.18	67.33	394	54	P	H	
		13330	41.38	-12.62	54	48.43	40.1	20.18	67.33	394	54	A	H	
		19995	45.19	-28.81	74	43.89	37.99	15.11	51.8	-	-	P	H	
													H	
													H	
													H	
													H	
													H	
													H	
													H	
													H	
			13330	51.26	-22.74	74	58.31	40.1	20.18	67.33	101	0	P	V
			13330	41.85	-12.15	54	48.9	40.1	20.18	67.33	101	0	A	V
			19995	42.66	-31.34	74	41.26	38.09	15.11	51.8	-	-	P	V
														V
														V
														V
														V
														V
														V
													V	
Remark	<ol style="list-style-type: none"> No other spurious found. All results are PASS against Peak and Average limit line. The emission position marked as "-" means no suspected emission found with sufficient margin against limit line or noise floor only. 													



Emission below 1GHz
WIFI 802.11be EHT Full (LF @ 3m)

WIFI	Note	Frequency	Level	Margin	Limit	Read	Antenna	Path	Preamp	Ant	Table	Peak	Pol.	
Ant.					Line	Level	Factor	Loss	Factor	Pos	Pos	Avg.		
4+2		(MHz)	(dBμV/m)	(dB)	(dBμV/m)	(dBμV)	(dB/m)	(dB)	(dB)	(cm)	(deg)	(P/A)	(H/V)	
802.11be EHT Full LF		30	24.65	-15.35	40	30.16	25.9	1.05	32.46	-	-	P	H	
		92.08	20.15	-23.35	43.5	35.62	15.23	1.76	32.46	-	-	P	H	
		499.48	36.85	-9.15	46	41.25	24.19	3.98	32.57	-	-	P	H	
		749.74	39.35	-6.65	46	39.02	27.59	5.02	32.28	-	-	P	H	
		903.97	31.87	-14.13	46	28.58	29.42	5.38	31.51	-	-	P	H	
		946.65	33.68	-12.32	46	28.76	30.53	5.52	31.13	-	-	P	H	
														H
														H
														H
														H
														H
														H
														H
														H
			30	35.81	-4.19	40	41.32	25.9	1.05	32.46	-	-	Q	V
			92.08	26.43	-17.07	43.5	41.9	15.23	1.76	32.46	-	-	P	V
			500.45	31.76	-14.24	46	36.14	24.21	3.98	32.57	-	-	P	V
			622.67	32.34	-13.66	46	34.44	26.1	4.36	32.56	-	-	P	V
			749.74	37.15	-8.85	46	36.82	27.59	5.02	32.28	-	-	P	V
			945.68	33.37	-12.63	46	28.49	30.51	5.51	31.14	-	-	P	V
													V	
													V	
													V	
													V	
													V	
													V	
Remark	<ol style="list-style-type: none"> No other spurious found. All results are PASS against limit line. The emission position marked as "-" means no suspected emission found and/or emission level has at least 6dB margin against limit or noise floor only. 													



Note symbol

*	Fundamental Frequency which can be ignored. However, the level of any unwanted emissions shall not exceed the level of the fundamental frequency.
!	Test result is Over limit line.
P/A	Peak or Average
H/V	Horizontal or Vertical



A calculation example for radiated spurious emission is shown as below:

WIFI	Note	Frequency	Level	Margin	Limit	Read	Antenna	Path	Preamp	Ant	Table	Peak	Pol.
Ant.		(MHz)	(dBμV/m)	(dB)	(dBμV/m)	(dBμV)	(dB/m)	(dB)	(dB)	(cm)	(deg)	(P/A)	(H/V)
802.11a		5925	55.45	-32.75	88.2	54.51	32.22	4.58	35.86	103	308	P	H
CH 01		5925	43.54	-24.66	68.2	42.6	32.22	4.58	35.86	103	308	A	H
5955MHz													

1. Path Loss(dB) = Cable loss(dB) + Filter loss(dB) + Attenuator loss(dB)
2. Level(dBμV/m) = Antenna Factor(dB/m) + Path Loss(dB) + Read Level(dBμV) - Preamp Factor(dB)
3. Over Limit(dB) = Level(dBμV/m) – Limit Line(dBμV/m)

For Peak Limit @ 5925MHz:

1. Level(dBμV/m)
= Antenna Factor(dB/m) + Path Loss(dB) + Read Level(dBμV) - Preamp Factor(dB)
= 32.22(dB/m) + 4.58(dB) + 54.51(dBμV) – 35.86 (dB)
= 55.45 (dBμV/m)
2. Over Limit(dB)
= Level(dBμV/m) – Limit Line(dBμV/m)
= 55.45(dBμV/m) – 74(dBμV/m)
= -32.75(dB)

For Average Limit @ 5925MHz:

1. Level(dBμV/m)
= Antenna Factor(dB/m) + Path Loss(dB) + Read Level(dBμV) - Preamp Factor(dB)
= 32.22(dB/m) + 4.58(dB) + 42.6(dBμV) – 35.86 (dB)
= 43.54 (dBμV/m)
2. Over Limit(dB) = Level(dBμV/m) – Limit Line(dBμV/m)
= 43.54(dBμV/m) – 54(dBμV/m)
= -24.66(dB)

Both peak and average measured complies with the limit line, so test result is “PASS”.

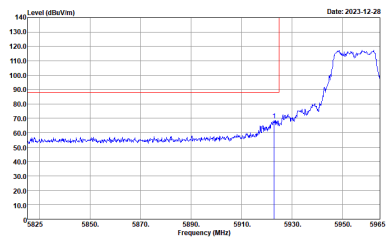
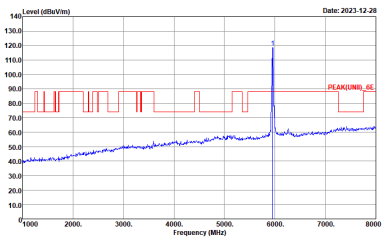
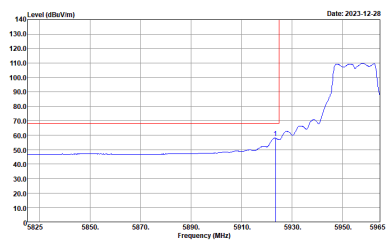
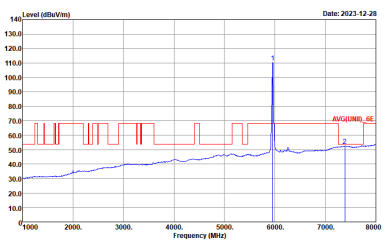


Appendix D. Radiated Spurious Emission Plots

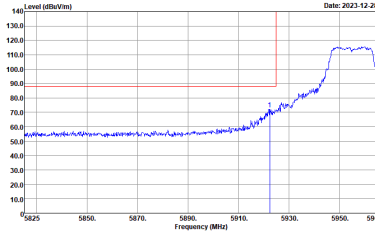
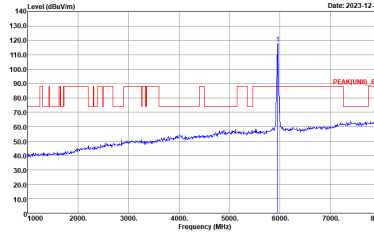
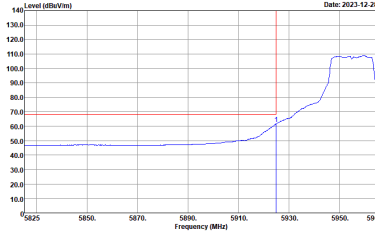
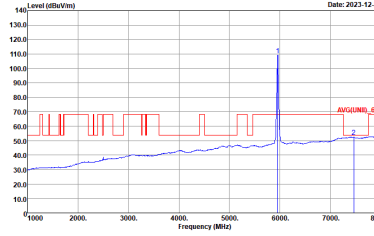
Test Engineer :	Minh Nguyen and Thinh Hoang	Temperature :	20.1~23.7°C
		Relative Humidity :	39.6~53.2%



Band 5 - 5925~6425MHz
WIFI 802.11a (Band Edge @ 3m)

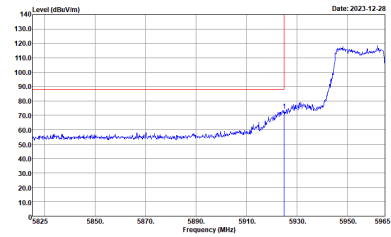
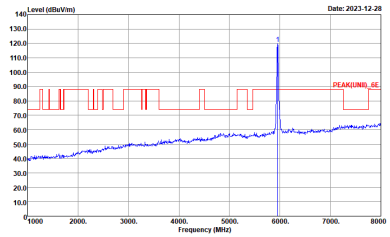
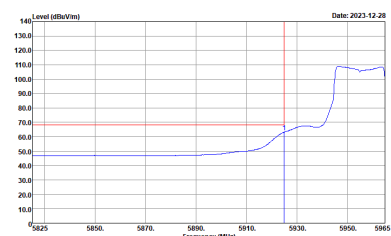
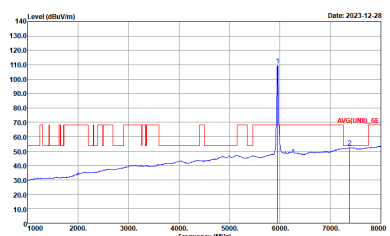
WIFI	Band 5 5925~6425MHz Band Edge @ 3m	
ANT	802.11a CH01 5955MHz	
4+2	Horizontal	Fundamental
Peak	 <p>Site : 03CH02-CA Condition : PEAK_BE[UNII]_6E 3m HORN_02140_230109 HORIZONTAL : RBW:1000.000kHz VBW:3000.000kHz SWT:Auto</p>	 <p>Site : 03CH02-CA Condition : PEAK[UNII]_6E 3m HORN_02140_230109 HORIZONTAL : RBW:1000.000kHz VBW:3000.000kHz SWT:Auto</p>
Avg.	 <p>Site : 03CH02-CA Condition : AVG_BE[UNII]_6E 3m HORN_02140_230109 HORIZONTAL : RBW:1000.000kHz VBW:0.010kHz SWT:Auto</p>	 <p>Site : 03CH02-CA Condition : AVG[UNII]_6E 3m HORN_02140_230109 HORIZONTAL : RBW:1000.000kHz VBW:0.010kHz SWT:Auto</p>



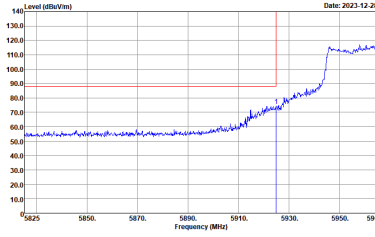
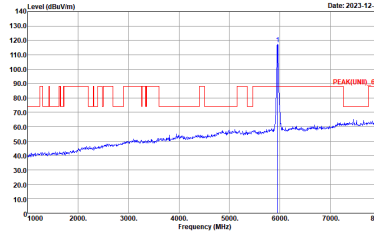
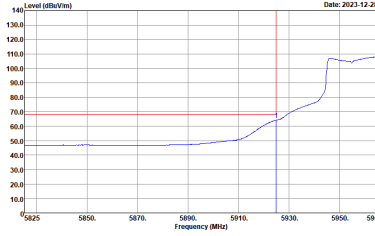
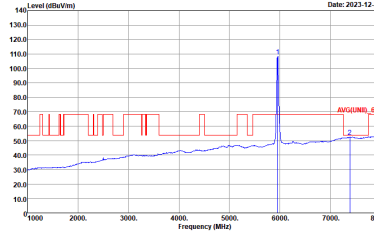
WIFI	Band 5 5925~6425MHz Band Edge @ 3m	
ANT	802.11a CH01 5955MHz	
4+2	Vertical	Fundamental
Peak	 <p>Site : 03CH02-CA Condition : PEAK_BE(UNIT)_AE 3m HORN_02140_230109 VERTICAL : RBW:1000.000KHz VBW:3000.000KHz SWT:Auto</p>	 <p>Site : 03CH02-CA Condition : PEAK(UNIT)_AE 3m HORN_02140_230109 VERTICAL : RBW:1000.000KHz VBW:3000.000KHz SWT:Auto</p>
Avg.	 <p>Site : 03CH02-CA Condition : AVG_BE(UNIT)_AE 3m HORN_02140_230109 VERTICAL : RBW:1000.000KHz VBW:0.010KHz SWT:Auto</p>	 <p>Site : 03CH02-CA Condition : AVG(UNIT)_AE 3m HORN_02140_230109 VERTICAL : RBW:1000.000KHz VBW:0.010KHz SWT:Auto</p>



Band 5 5925~6425MHz
WIFI 802.11be EHT20 Full (Band Edge @ 3m)

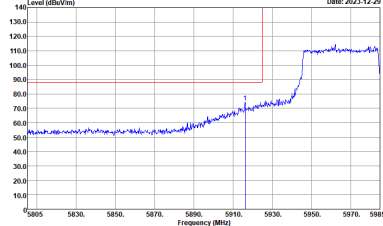
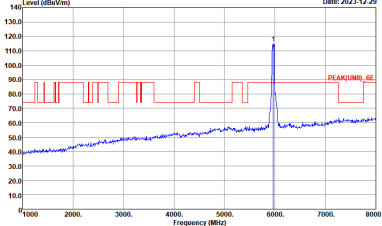
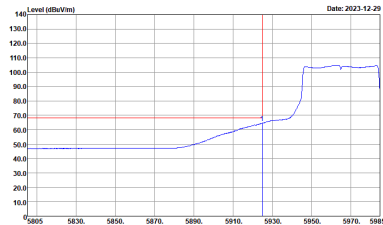
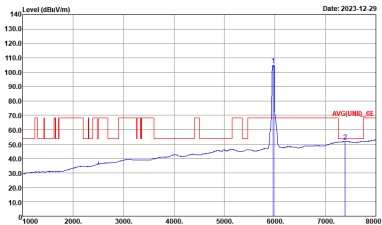
WIFI	Band 5 5925~6425MHz Band Edge @ 3m	
ANT	802.11be EHT20 Full CH01 5955MHz	
4+2	Horizontal	Fundamental
Peak	 <p>Site : 03CH02-CA Condition : PEAK_BE(UNIT)_AE 3m HORN_02140_230109 HORIZONTAL : RBW:1000.000KHz VBW:3000.000KHz SWT:Auto</p>	 <p>Site : 03CH02-CA Condition : PEAK(UNIT)_AE 3m HORN_02140_230109 HORIZONTAL : RBW:1000.000KHz VBW:3000.000KHz SWT:Auto</p>
Avg.	 <p>Site : 03CH02-CA Condition : AV6_BE(UNIT)_AE 3m HORN_02140_230109 HORIZONTAL : RBW:1000.000KHz VBW:0.010KHz SWT:Auto</p>	 <p>Site : 03CH02-CA Condition : AV6(UNIT)_AE 3m HORN_02140_230109 HORIZONTAL : RBW:1000.000KHz VBW:0.010KHz SWT:Auto</p>



WIFI	Band 5 5925~6425MHz Band Edge @ 3m	
ANT	802.11be EHT20 Full CH01 5955MHz	
4+2	Vertical	Fundamental
Peak	 <p>Site : 03CH02-CA Condition : PEAK_BE(UNIT)_AE 3m HORN_02140_230109 VERTICAL : RBW:1000.000KHz VBW:3000.000KHz SWT:Auto</p>	 <p>Site : 03CH02-CA Condition : PEAK(UNIT)_AE 3m HORN_02140_230109 VERTICAL : RBW:1000.000KHz VBW:3000.000KHz SWT:Auto</p>
Avg.	 <p>Site : 03CH02-CA Condition : AVG_BE(UNIT)_AE 3m HORN_02140_230109 VERTICAL : RBW:1000.000KHz VBW:0.010KHz SWT:Auto</p>	 <p>Site : 03CH02-CA Condition : AVG(UNIT)_AE 3m HORN_02140_230109 VERTICAL : RBW:1000.000KHz VBW:0.010KHz SWT:Auto</p>



Band 5 5925~6425MHz
WIFI 802.11be EHT40 Full (Band Edge @ 3m)

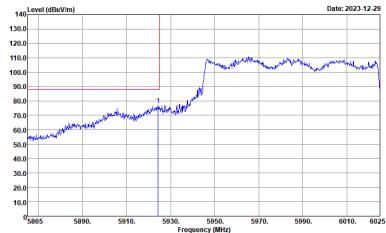
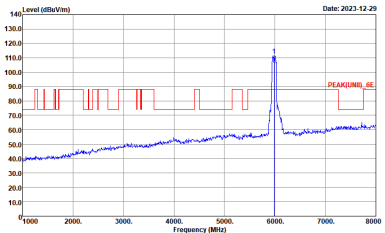
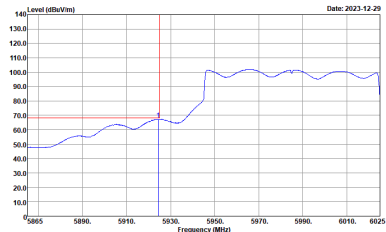
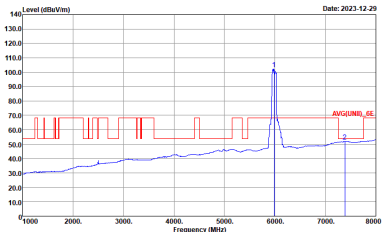
WIFI	Band 5 5925~6425MHz Band Edge @ 3m	
ANT	802.11be EHT40 Full CH03 5965MHz	
4+2	Horizontal	Fundamental
Peak	 <p>Site : 03CH02-CA Condition : PEAK_BE(UNIT)_6E 3m HORN_02140_230109 HORIZONTAL : RBW:1000.000KHz VBW:3000.000KHz SWT:Auto</p>	 <p>Site : 03CH02-CA Condition : PEAK(UNIT)_6E 3m HORN_02140_230109 HORIZONTAL : RBW:1000.000KHz VBW:3000.000KHz SWT:Auto</p>
Avg.	 <p>Site : 03CH02-CA Condition : AV6_BE(UNIT)_6E 3m HORN_02140_230109 HORIZONTAL : RBW:1000.000KHz VBW:0.300KHz SWT:Auto</p>	 <p>Site : 03CH02-CA Condition : AV6(UNIT)_6E 3m HORN_02140_230109 HORIZONTAL : RBW:1000.000KHz VBW:0.300KHz SWT:Auto</p>



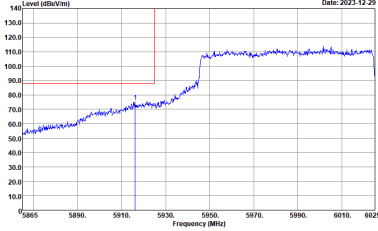
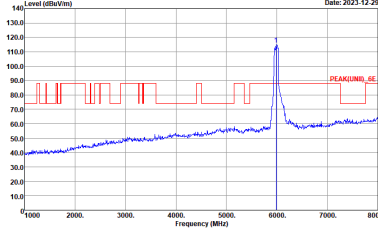
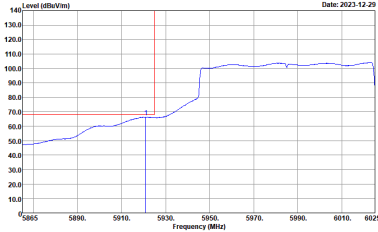
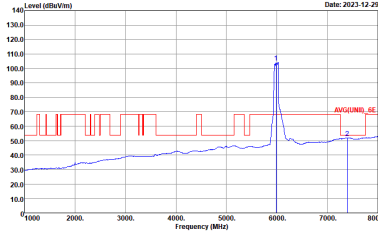
WIFI	Band 5 5925~6425MHz Band Edge @ 3m	
ANT	802.11be EHT40 Full CH03 5965MHz	
4+2	Vertical	Fundamental
Peak	<p>Site : 03CH02-CA Condition : PEAK_BE(UNIT)_AE 3m HORN_02140_230109 VERTICAL : RBW:1000.000KHz VBW:3000.000KHz SWT:Auto</p>	<p>Site : 03CH02-CA Condition : PEAK(UNIT)_AE 3m HORN_02140_230109 VERTICAL : RBW:1000.000KHz VBW:3000.000KHz SWT:Auto</p>
Avg.	<p>Site : 03CH02-CA Condition : AVG_BE(UNIT)_AE 3m HORN_02140_230109 VERTICAL : RBW:1000.000KHz VBW:0.300KHz SWT:Auto</p>	<p>Site : 03CH02-CA Condition : AVG(UNIT)_AE 3m HORN_02140_230109 VERTICAL : RBW:1000.000KHz VBW:0.300KHz SWT:Auto</p>



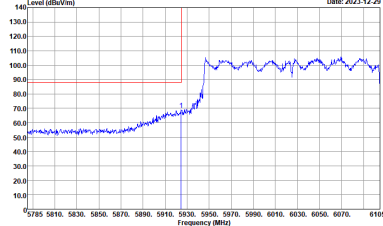
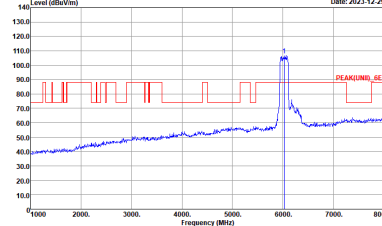
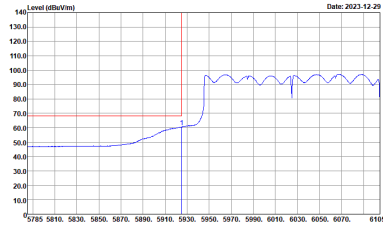
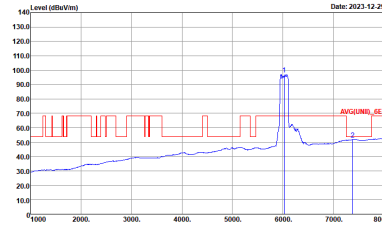
Band 5 5925~6425MHz
WIFI 802.11be EHT80 Full (Band Edge @ 3m)

WIFI	Band 5 5925~6425MHz Band Edge @ 3m	
ANT	802.11be EHT80 Full CH07 5985MHz	
4+2	Horizontal	Fundamental
Peak	 <p>Site : 03CH02-CA Condition : PEAK_BE(UNIT)_AE 3m HORN_02140_230109 HORIZONTAL : RBW:1000.000KHz VBW:3000.000KHz SWT:Auto</p>	 <p>Site : 03CH02-CA Condition : PEAK(UNIT)_AE 3m HORN_02140_230109 HORIZONTAL : RBW:1000.000KHz VBW:3000.000KHz SWT:Auto</p>
Avg.	 <p>Site : 03CH02-CA Condition : AV6_BE(UNIT)_AE 3m HORN_02140_230109 HORIZONTAL : RBW:1000.000KHz VBW:0.300KHz SWT:Auto</p>	 <p>Site : 03CH02-CA Condition : AV6(UNIT)_AE 3m HORN_02140_230109 HORIZONTAL : RBW:1000.000KHz VBW:0.300KHz SWT:Auto</p>



WIFI	Band 5 5925~6425MHz Band Edge @ 3m	
ANT	802.11be EHT80 Full CH07 5985MHz	
4+2	Vertical	Fundamental
Peak	 <p>Site : 03CH02-CA Condition : PEAK_BE(UNIT)_AE 3m HORN_02140_230109 VERTICAL : RBW:1000.000KHz VBW:3000.000KHz SWT:Auto</p>	 <p>Site : 03CH02-CA Condition : PEAK(UNIT)_AE 3m HORN_02140_230109 VERTICAL : RBW:1000.000KHz VBW:3000.000KHz SWT:Auto</p>
Avg.	 <p>Site : 03CH02-CA Condition : AVG_BE(UNIT)_AE 3m HORN_02140_230109 VERTICAL : RBW:1000.000KHz VBW:0.300KHz SWT:Auto</p>	 <p>Site : 03CH02-CA Condition : AVG(UNIT)_AE 3m HORN_02140_230109 VERTICAL : RBW:1000.000KHz VBW:0.300KHz SWT:Auto</p>

Band 5 5925~6425MHz
WIFI 802.11be EHT160 Full (Band Edge @ 3m)

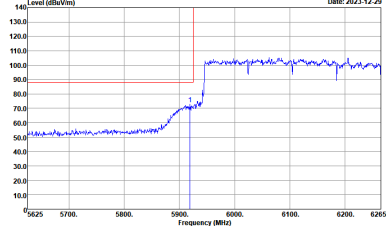
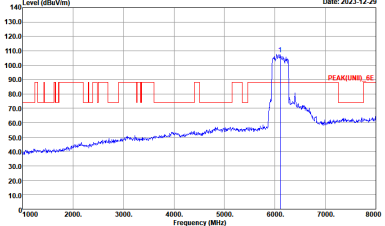
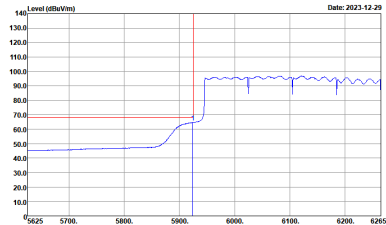
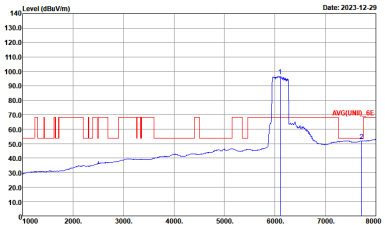
WIFI	Band 5 5925~6425MHz Band Edge @ 3m	
ANT	802.11be EHT160 Full CH15 6025MHz	
4+2	Horizontal	Fundamental
Peak	 <p>Site : 03CH02-CA Condition : PEAK_BE(UNIT)_6E 3m HORN_02140_230109 HORIZONTAL : RBW:1000.000KHz VBW:3000.000KHz SWT:Auto</p>	 <p>Site : 03CH02-CA Condition : PEAK(UNIT)_6E 3m HORN_02140_230109 HORIZONTAL : RBW:1000.000KHz VBW:3000.000KHz SWT:Auto</p>
Avg.	 <p>Site : 03CH02-CA Condition : AV6_BE(UNIT)_6E 3m HORN_02140_230109 HORIZONTAL : RBW:1000.000KHz VBW:0.300KHz SWT:Auto</p>	 <p>Site : 03CH02-CA Condition : AV6(UNIT)_6E 3m HORN_02140_230109 HORIZONTAL : RBW:1000.000KHz VBW:0.300KHz SWT:Auto</p>



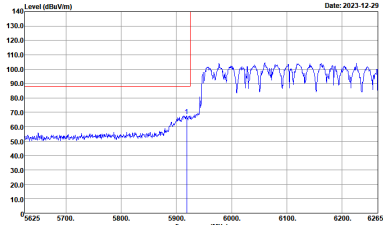
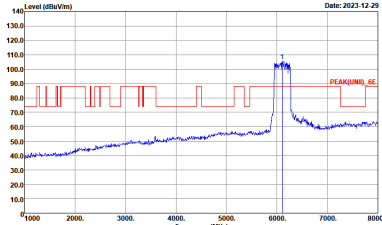
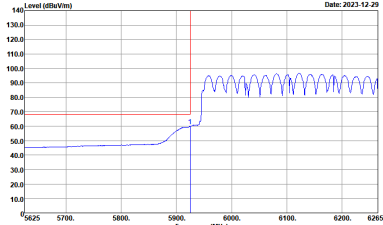
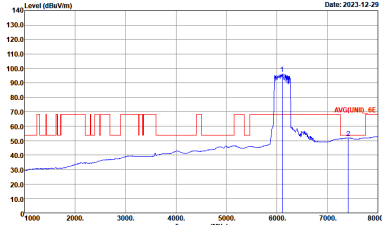
WIFI	Band 5 5925~6425MHz Band Edge @ 3m	
ANT	802.11be EHT160 Full CH15 6025MHz	
4+2	Vertical	Fundamental
Peak	<p>Site : 03CH02-CA Condition : PEAK_BE(UNIT)_AE 3m HORN_02140_230109 VERTICAL : RBW:1000.000KHz VBW:3000.000KHz SWT:Auto</p>	<p>Site : 03CH02-CA Condition : PEAK(UNIT)_AE 3m HORN_02140_230109 VERTICAL : RBW:1000.000KHz VBW:3000.000KHz SWT:Auto</p>
Avg.	<p>Site : 03CH02-CA Condition : AVG_BE(UNIT)_AE 3m HORN_02140_230109 VERTICAL : RBW:1000.000KHz VBW:0.300KHz SWT:Auto</p>	<p>Site : 03CH02-CA Condition : AVG(UNIT)_AE 3m HORN_02140_230109 VERTICAL : RBW:1000.000KHz VBW:0.300KHz SWT:Auto</p>



Band 5 5925~6425MHz
WIFI 802.11be EHT320 Full (Band Edge @ 3m)

WIFI	Band 5 5925~6425MHz Band Edge @ 3m	
ANT	802.11be EHT320 Full CH31 6105MHz	
4+2	Horizontal	Fundamental
Peak	 <p>Site : 03CH02-CA Condition : PEAK_BE(UNIT)_AE 3m HORN_02140_230109 HORIZONTAL : RBW:1000.000KHz VBW:3000.000KHz SWT:Auto</p>	 <p>Site : 03CH02-CA Condition : PEAK(UNIT)_AE 3m HORN_02140_230109 HORIZONTAL : RBW:1000.000KHz VBW:3000.000KHz SWT:Auto</p>
Avg.	 <p>Site : 03CH02-CA Condition : AVG_BE(UNIT)_AE 3m HORN_02140_230109 HORIZONTAL : RBW:1000.000KHz VBW:1000KHz SWT:Auto</p>	 <p>Site : 03CH02-CA Condition : AVG(UNIT)_AE 3m HORN_02140_230109 HORIZONTAL : RBW:1000.000KHz VBW:1000KHz SWT:Auto</p>



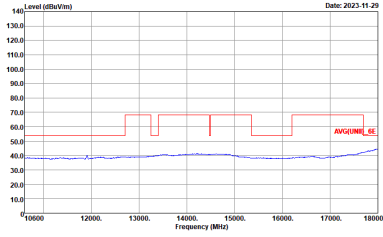
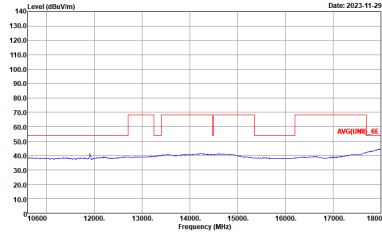
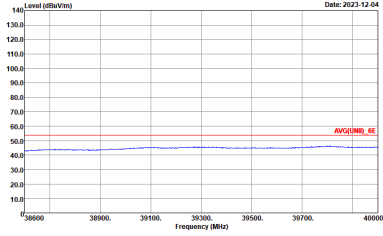
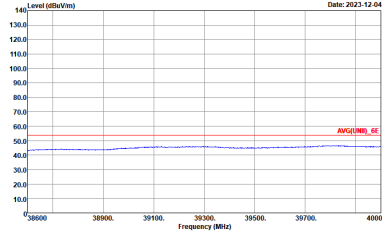
WIFI	Band 5 5925~6425MHz Band Edge @ 3m	
ANT	802.11be EHT320 Full CH31 6105MHz	
4+2	Vertical	Fundamental
Peak	 <p>Level (dBm/100MHz) vs Frequency (MHz) plot for Vertical polarization. The plot shows a signal level rising from approximately 50 dBm/100MHz at 5925 MHz to about 90 dBm/100MHz at 6425 MHz. A red vertical line marks the peak at approximately 6105 MHz.</p> <p>Site : 03CH02-CA Condition : PEAK_BE(UNIT)_AE 3m HORN_02140_230109 VERTICAL : RBW:1000.000KHz VBW:3000.000KHz SWT:Auto</p>	 <p>Level (dBm/100MHz) vs Frequency (MHz) plot for Fundamental polarization. The plot shows a signal level rising from approximately 50 dBm/100MHz at 5925 MHz to about 90 dBm/100MHz at 6425 MHz. A red vertical line marks the peak at approximately 6105 MHz.</p> <p>Site : 03CH02-CA Condition : PEAK(UNIT)_AE 3m HORN_02140_230109 VERTICAL : RBW:1000.000KHz VBW:3000.000KHz SWT:Auto</p>
Avg.	 <p>Level (dBm/100MHz) vs Frequency (MHz) plot for Vertical polarization. The plot shows a signal level rising from approximately 50 dBm/100MHz at 5925 MHz to about 90 dBm/100MHz at 6425 MHz. A red vertical line marks the peak at approximately 6105 MHz.</p> <p>Site : 03CH02-CA Condition : AVG_BE(UNIT)_AE 3m HORN_02140_230109 VERTICAL : RBW:1000.000KHz VBW:1000KHz SWT:Auto</p>	 <p>Level (dBm/100MHz) vs Frequency (MHz) plot for Fundamental polarization. The plot shows a signal level rising from approximately 50 dBm/100MHz at 5925 MHz to about 90 dBm/100MHz at 6425 MHz. A red vertical line marks the peak at approximately 6105 MHz.</p> <p>Site : 03CH02-CA Condition : AVG(UNIT)_AE 3m HORN_02140_230109 VERTICAL : RBW:1000.000KHz VBW:1000KHz SWT:Auto</p>



Band 5 - 5925~6425MHz
WIFI 802.11a (Harmonic @ 3m)

Table with 3 columns: WIFI, ANT, 4+2. It contains two spectral plots: Horizontal and Vertical. Each plot shows Level (dBuV/m) vs Frequency (MHz) with a red signal line and a blue noise floor line. The plots include site and condition information.

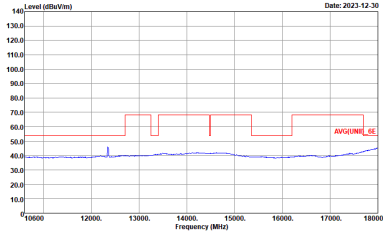
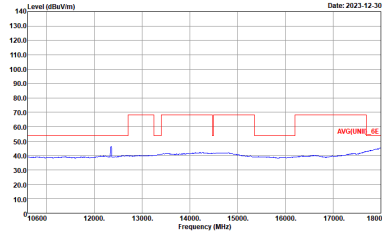
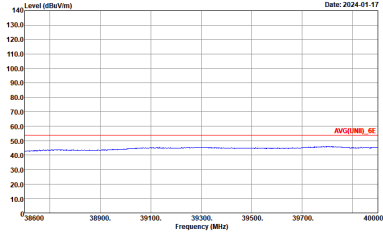
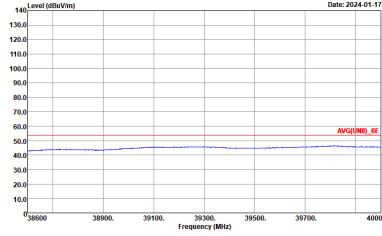


WIFI	Band 5 5925~6425MHz Harmonic @ 3m	
ANT	802.11a CH01 5955MHz	
4+2	Horizontal	Vertical
<p>10.6G ~18G Avg.</p>	 <p>Date: 2023-11-29</p> <p>Site : 03CH02-CA Condition : AV6(UNIT)_6E 3m HORN_02140_230109 HORIZONTAL</p>	 <p>Date: 2023-11-29</p> <p>Site : 03CH02-CA Condition : AV6(UNIT)_6E 3m HORN_02140_230109 VERTICAL</p>
<p>38.6G ~40G AVG.</p>	 <p>Date: 2023-12-04</p> <p>Site : 03CH02-CA Condition : AV6(UNIT)_6E 1m SHF_HORN_841_230822 HORIZONTAL</p>	 <p>Date: 2023-12-04</p> <p>Site : 03CH02-CA Condition : AV6(UNIT)_6E 1m SHF_HORN_841_230822 VERTICAL</p>



WIFI	Band 5 5925~6425MHz Harmonic @ 3m	
ANT	802.11a CH45 6175MHz	
4+2	Horizontal	Vertical
Peak Avg.	<p>Site : 03CH02-CA Condition : PEAK(UNIT)_6E 3m HORN_02140_230109 HORIZONTAL :</p>	<p>Site : 03CH02-CA Condition : PEAK(UNIT)_6E 3m HORN_02140_230109 VERTICAL :</p>



WIFI	Band 5 5925~6425MHz Harmonic @ 3m	
ANT	802.11a CH45 6175MHz	
4+2	Horizontal	Vertical
<p>10.6G ~18G Avg.</p>	 <p>Date: 2023-12-30</p> <p>Site : 03CH02-CA Condition : AV6(UNIT)_GE 3m HORN_02140_230109 HORIZONTAL</p>	 <p>Date: 2023-12-30</p> <p>Site : 03CH02-CA Condition : AV6(UNIT)_GE 3m HORN_02140_230109 VERTICAL</p>
<p>38.6G ~40G AVG.</p>	 <p>Date: 2024-01-17</p> <p>Site : 03CH02-CA Condition : AV6(UNIT)_GE 1m SHF_HORN_841_230822 HORIZONTAL</p>	 <p>Date: 2024-01-17</p> <p>Site : 03CH02-CA Condition : AV6(UNIT)_GE 1m SHF_HORN_841_230822 VERTICAL</p>



WIFI	Band 5 5925~6425MHz Harmonic @ 3m	
ANT	802.11a CH93 6415MHz	
4+2	Horizontal	Vertical
Peak Avg.	<p>Site : 03CH02-CA Condition : PEAK(UNIT)_6E 3m HORN_02140_230109 HORIZONTAL :</p>	<p>Site : 03CH02-CA Condition : PEAK(UNIT)_6E 3m HORN_02140_230109 VERTICAL :</p>



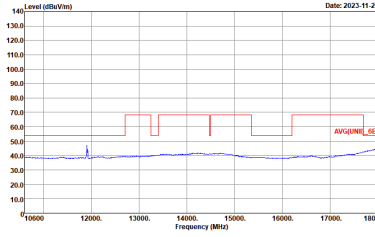
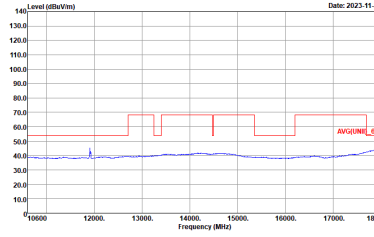
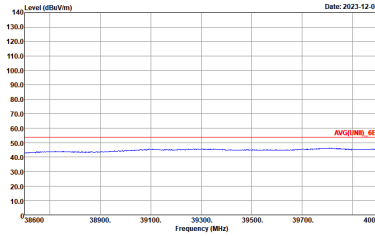
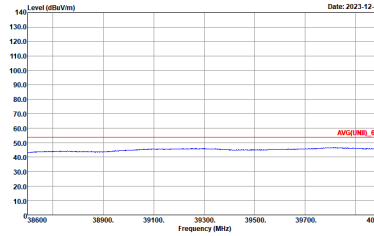
WIFI	Band 5 5925~6425MHz Harmonic @ 3m	
ANT	802.11a CH93 6415MHz	
4+2	Horizontal	Vertical
<p>10.6G ~18G Avg.</p>	<p>Date: 2023-12-30</p> <p>Site : 03CH02-CA Condition : AV6(UNIT)_GE 3m HORN_02140_230109 HORIZONTAL</p>	<p>Date: 2023-12-30</p> <p>Site : 03CH02-CA Condition : AV6(UNIT)_GE 3m HORN_02140_230109 VERTICAL</p>
<p>38.6G ~40G AVG.</p>	<p>Date: 2024-01-17</p> <p>Site : 03CH02-CA Condition : AV6(UNIT)_GE 1m SHF_HORN_841_230822 HORIZONTAL</p>	<p>Date: 2024-01-17</p> <p>Site : 03CH02-CA Condition : AV6(UNIT)_GE 1m SHF_HORN_841_230822 VERTICAL</p>



Band 5 5925~6425MHz
WIFI 802.11be EHT20 Full (Harmonic @ 3m)

WIFI	Band 5 5925~6425MHz Harmonic @ 3m	
ANT	802.11be EHT20 Full CH01 5955MHz	
4+2	Horizontal	Vertical
Peak Avg.	<p>Site : 03CH02-CA Condition : PEAK(UNIT)_6E 3m HORN_02140_230109 HORIZONTAL</p>	<p>Site : 03CH02-CA Condition : PEAK(UNIT)_6E 3m HORN_02140_230109 VERTICAL</p>



WIFI	Band 5 5925~6425MHz Harmonic @ 3m	
ANT	802.11be EHT20 Full CH01 5955MHz	
4+2	Horizontal	Vertical
<p>10.6G ~18G Avg.</p>	 <p>Date: 2023-11-29</p> <p>Site : 03CH02-CA Condition : AV6(UNIT)_6E 3m HORN_02140_230109 HORIZONTAL</p>	 <p>Date: 2023-11-29</p> <p>Site : 03CH02-CA Condition : AV6(UNIT)_6E 3m HORN_02140_230109 VERTICAL</p>
<p>38.6G ~40G AVG.</p>	 <p>Date: 2023-12-04</p> <p>Site : 03CH02-CA Condition : AV6(UNIT)_6E 1m SHF_HORN_841_230822 HORIZONTAL</p>	 <p>Date: 2023-12-04</p> <p>Site : 03CH02-CA Condition : AV6(UNIT)_6E 1m SHF_HORN_841_230822 VERTICAL</p>



WIFI	Band 5 5925~6425MHz Harmonic @ 3m	
ANT	802.11be EHT20 Full CH45 6175MHz	
4+2	Horizontal	Vertical
Peak Avg.	<p>Site : 03CH02-CA Condition : PEAK(UNIT)_6E 3m HORN_02140_230109 HORIZONTAL :</p>	<p>Site : 03CH02-CA Condition : PEAK(UNIT)_6E 3m HORN_02140_230109 VERTICAL :</p>

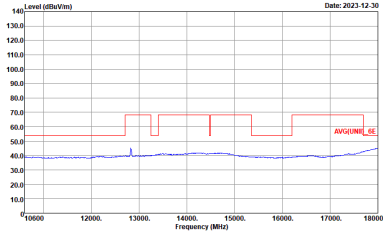
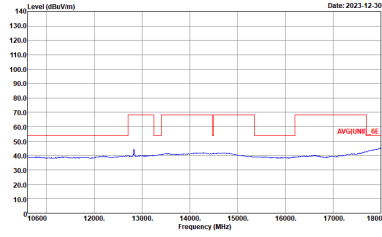
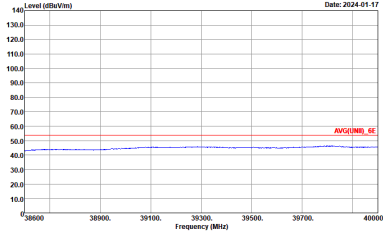
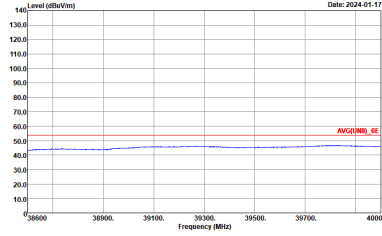


WIFI	Band 5 5925~6425MHz Harmonic @ 3m	
ANT	802.11be EHT20 Full CH45 6175MHz	
4+2	Horizontal	Vertical
<p>10.6G ~18G Avg.</p>	<p>Date: 2023-12-30</p> <p>Site : 03CH02-CA Condition : AV6(UNIT)_6E 3m HORN_02140_230109 HORIZONTAL</p>	<p>Date: 2023-12-30</p> <p>Site : 03CH02-CA Condition : AV6(UNIT)_6E 3m HORN_02140_230109 VERTICAL</p>
<p>38.6G ~40G AVG.</p>	<p>Date: 2024-01-17</p> <p>Site : 03CH02-CA Condition : AV6(UNIT)_6E 1m SHF_HORN_841_230822 HORIZONTAL</p>	<p>Date: 2024-01-17</p> <p>Site : 03CH02-CA Condition : AV6(UNIT)_6E 1m SHF_HORN_841_230822 VERTICAL</p>



WIFI	Band 5 5925~6425MHz Harmonic @ 3m	
ANT	802.11be EHT20 Full CH93 6415MHz	
4+2	Horizontal	Vertical
Peak Avg.	<p>Site : 03CH02-CA Condition : PEAK(UNIT)_6E 3m HORN_02140_230109 HORIZONTAL :</p>	<p>Site : 03CH02-CA Condition : PEAK(UNIT)_6E 3m HORN_02140_230109 VERTICAL :</p>



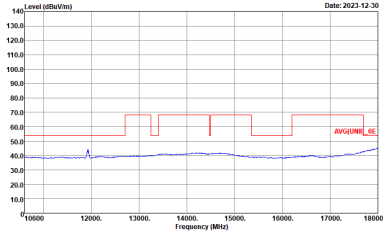
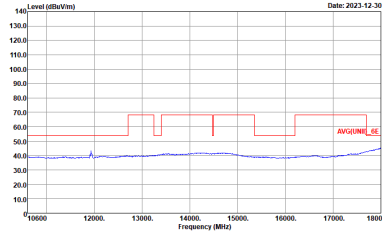
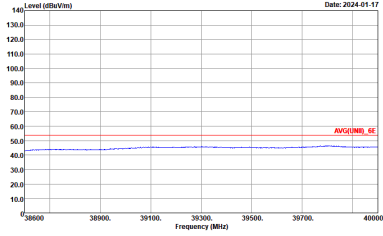
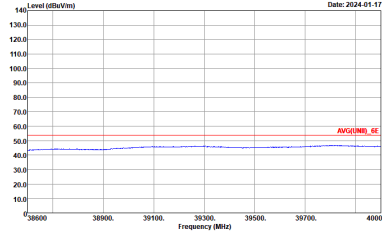
WIFI	Band 5 5925~6425MHz Harmonic @ 3m	
ANT	802.11be EHT20 Full CH93 6415MHz	
4+2	Horizontal	Vertical
<p>10.6G ~18G Avg.</p>	 <p>Site : 03CH02-CA Condition : AV6(UNIT)_6E 3m HORN_02140_230109 HORIZONTAL</p>	 <p>Site : 03CH02-CA Condition : AV6(UNIT)_6E 3m HORN_02140_230109 VERTICAL</p>
<p>38.6G ~40G AVG.</p>	 <p>Site : 03CH02-CA Condition : AV6(UNIT)_6E 1m SHF_HORN_841_230822 HORIZONTAL</p>	 <p>Site : 03CH02-CA Condition : AV6(UNIT)_6E 1m SHF_HORN_841_230822 VERTICAL</p>



Band 5 5925~6425MHz
WIFI 802.11be EHT40 Full (Harmonic @ 3m)

WIFI	Band 5 5925~6425MHz Harmonic @ 3m	
ANT	802.11be EHT40 Full CH03 5965MHz	
4+2	Horizontal	Vertical
Peak Avg.	<p>Site : 03CH02-CA Condition : PEAK(UNIT)_6E 3m HORN_02140_230109 HORIZONTAL</p>	<p>Site : 03CH02-CA Condition : PEAK(UNIT)_6E 3m HORN_02140_230109 VERTICAL</p>

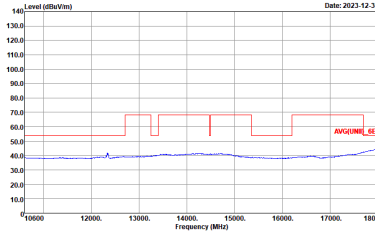
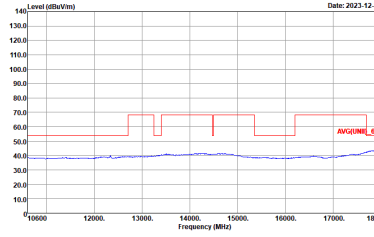
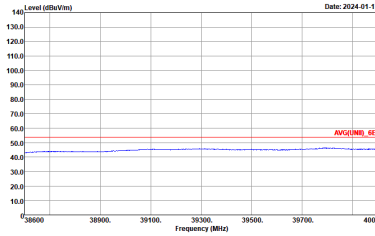
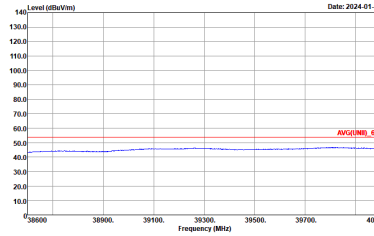


WIFI	Band 5 5925~6425MHz Harmonic @ 3m	
ANT	802.11be EHT40 Full CH03 5965MHz	
4+2	Horizontal	Vertical
<p>10.6G ~18G Avg.</p>	 <p>Date: 2023-12-30</p> <p>Site : 03CH02-CA Condition : AV6(UNIT)_GE 3m HORN_02140_230109 HORIZONTAL</p>	 <p>Date: 2023-12-30</p> <p>Site : 03CH02-CA Condition : AV6(UNIT)_GE 3m HORN_02140_230109 VERTICAL</p>
<p>38.6G ~40G AVG.</p>	 <p>Date: 2024-01-17</p> <p>Site : 03CH02-CA Condition : AV6(UNIT)_GE 1m SHF_HORN_841_230822 HORIZONTAL</p>	 <p>Date: 2024-01-17</p> <p>Site : 03CH02-CA Condition : AV6(UNIT)_GE 1m SHF_HORN_841_230822 VERTICAL</p>



WIFI	Band 5 5925~6425MHz Harmonic @ 3m	
ANT	802.11be EHT40 Full CH43 6165MHz	
4+2	Horizontal	Vertical
Peak Avg.	<p>Site : 03CH02-CA Condition : PEAK(UNIT)_6E 3m HORN_02140_230109 HORIZONTAL :</p>	<p>Site : 03CH02-CA Condition : PEAK(UNIT)_6E 3m HORN_02140_230109 VERTICAL :</p>

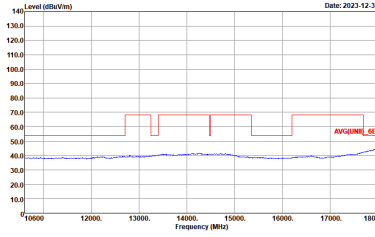
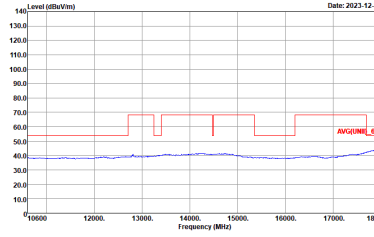
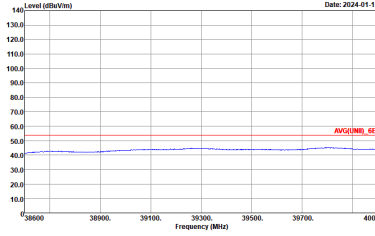
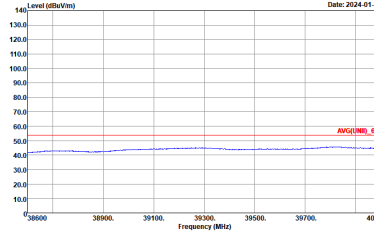


WIFI	Band 5 5925~6425MHz Harmonic @ 3m	
ANT	802.11be EHT40 Full CH43 6165MHz	
4+2	Horizontal	Vertical
<p>10.6G ~18G Avg.</p>	 <p>Date: 2023-12-30</p> <p>Site : 03CH02-CA Condition : AV6(UNIT)_6E 3m HORN_02140_230109 HORIZONTAL</p>	 <p>Date: 2023-12-30</p> <p>Site : 03CH02-CA Condition : AV6(UNIT)_6E 3m HORN_02140_230109 VERTICAL</p>
<p>38.6G ~40G AVG.</p>	 <p>Date: 2024-01-17</p> <p>Site : 03CH02-CA Condition : AV6(UNIT)_6E 1m SHF_HORN_841_230822 HORIZONTAL</p>	 <p>Date: 2024-01-17</p> <p>Site : 03CH02-CA Condition : AV6(UNIT)_6E 1m SHF_HORN_841_230822 VERTICAL</p>



WIFI	Band 5 5925~6425MHz Harmonic @ 3m	
ANT	802.11be EHT40 Full CH91 6405MHz	
4+2	Horizontal	Vertical
Peak Avg.	<p>Site : 03CH02-CA Condition : PEAK(UNIT)_6E 3m HORN_02140_230109 HORIZONTAL :</p>	<p>Site : 03CH02-CA Condition : PEAK(UNIT)_6E 3m HORN_02140_230109 VERTICAL :</p>



WIFI	Band 5 5925~6425MHz Harmonic @ 3m	
ANT	802.11be EHT40 Full CH91 6405MHz	
4+2	Horizontal	Vertical
<p>10.6G ~18G Avg.</p>	 <p>Date: 2023-12-30</p> <p>Site : 03CH02-CA Condition : AV6(UNIT)_GE 3m HORN_02140_230109 HORIZONTAL</p>	 <p>Date: 2023-12-30</p> <p>Site : 03CH02-CA Condition : AV6(UNIT)_GE 3m HORN_02140_230109 VERTICAL</p>
<p>38.6G ~40G AVG.</p>	 <p>Date: 2024-01-17</p> <p>Site : 03CH02-CA Condition : AV6(UNIT)_GE 1m SHF_HORN_841_230822 HORIZONTAL</p>	 <p>Date: 2024-01-17</p> <p>Site : 03CH02-CA Condition : AV6(UNIT)_GE 1m SHF_HORN_841_230822 VERTICAL</p>



Band 5 5925~6425MHz
WIFI 802.11be EHT80 Full (Harmonic @ 3m)

Table with 3 columns: WIFI, ANT, 4+2. It contains two spectral plots: Horizontal and Vertical. Each plot shows Level (dBuV/m) vs Frequency (MHz) with peak and average values indicated. Metadata includes Site: 03CH02-CA and Condition: PEAK(UNIT)_6E 3m HORN_02140_230109.

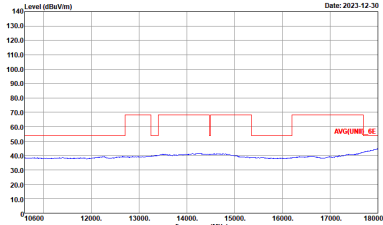
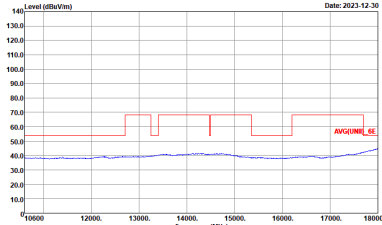
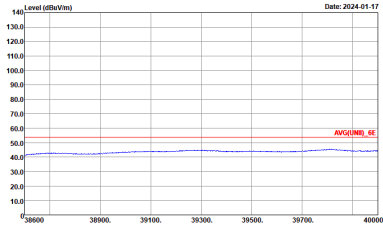
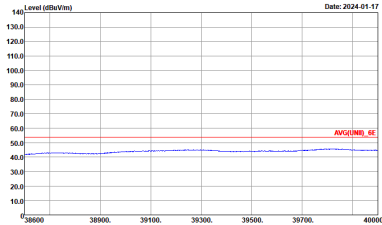


WIFI	Band 5 5925~6425MHz Harmonic @ 3m	
ANT	802.11be EHT80 Full CH07 5985MHz	
4+2	Horizontal	Vertical
<p>10.6G ~18G Avg.</p>	<p>Date: 2023-12-30</p> <p>Site : 03CH02-CA Condition : AV6(UNIT)_GE 3m HORN_02140_230109 HORIZONTAL</p>	<p>Date: 2023-12-30</p> <p>Site : 03CH02-CA Condition : AV6(UNIT)_GE 3m HORN_02140_230109 VERTICAL</p>
<p>38.6G ~40G AVG.</p>	<p>Date: 2024-01-17</p> <p>Site : 03CH02-CA Condition : AV6(UNIT)_GE 1m SHF_HORN_841_230822 HORIZONTAL</p>	<p>Date: 2024-01-17</p> <p>Site : 03CH02-CA Condition : AV6(UNIT)_GE 1m SHF_HORN_841_230822 VERTICAL</p>

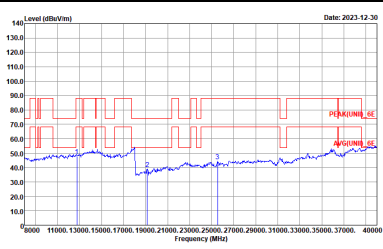
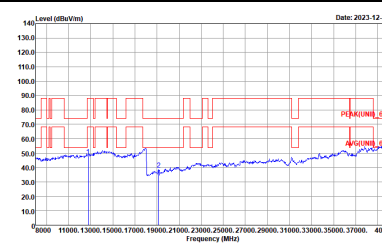


WIFI	Band 5 5925~6425MHz Harmonic @ 3m	
ANT	802.11be EHT80 Full CH39 6145MHz	
4+2	Horizontal	Vertical
Peak Avg.	<p>Site : 03CH02-CA Condition : PEAK(UNIT)_6E 3m HORN_02140_230109 HORIZONTAL :</p>	<p>Site : 03CH02-CA Condition : PEAK(UNIT)_6E 3m HORN_02140_230109 VERTICAL :</p>

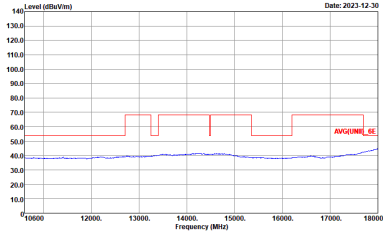
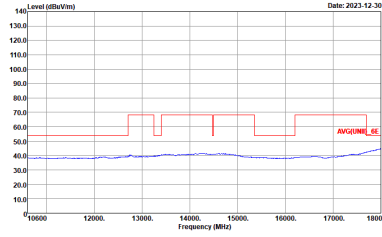
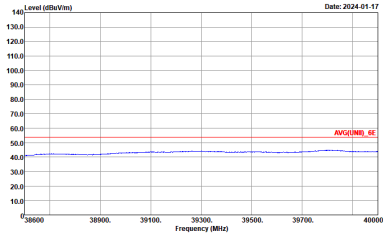
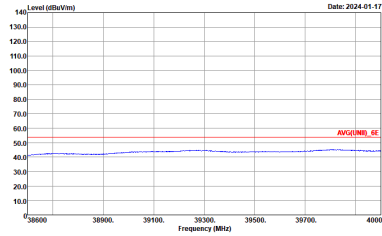


WIFI	Band 5 5925~6425MHz Harmonic @ 3m	
ANT	802.11be EHT80 Full CH39 6145MHz	
4+2	Horizontal	Vertical
<p>10.6G ~18G Avg.</p>	 <p>Site : 03CH02-CA Condition : AV6(UNIT)_GE 3m HORN_02140_230109 HORIZONTAL</p>	 <p>Site : 03CH02-CA Condition : AV6(UNIT)_GE 3m HORN_02140_230109 VERTICAL</p>
<p>38.6G ~40G AVG.</p>	 <p>Site : 03CH02-CA Condition : AV6(UNIT)_GE 1m SHF_HORN_841_230822 HORIZONTAL</p>	 <p>Site : 03CH02-CA Condition : AV6(UNIT)_GE 1m SHF_HORN_841_230822 VERTICAL</p>



WIFI	Band 5 5925~6425MHz Harmonic @ 3m	
ANT	802.11be EHT80 Full CH87 6385MHz	
4+2	Horizontal	Vertical
Peak Avg.	 <p>Site : 03CH02-CA Condition : PEAK(UNIT)_AE 3m HORN_02140_230109 HORIZONTAL</p>	 <p>Site : 03CH02-CA Condition : PEAK(UNIT)_AE 3m HORN_02140_230109 VERTICAL</p>



WIFI	Band 5 5925~6425MHz Harmonic @ 3m	
ANT	802.11be EHT80 Full CH87 6385MHz	
4+2	Horizontal	Vertical
<p>10.6G ~18G Avg.</p>	 <p>Date: 2023-12-30</p> <p>Site : 03CH02-CA Condition : AV6(UNIT)_6E 3m HORN_02140_230109 HORIZONTAL</p>	 <p>Date: 2023-12-30</p> <p>Site : 03CH02-CA Condition : AV6(UNIT)_6E 3m HORN_02140_230109 VERTICAL</p>
<p>38.6G ~40G AVG.</p>	 <p>Date: 2024-01-17</p> <p>Site : 03CH02-CA Condition : AV6(UNIT)_6E 1m SHF_HORN_841_230822 HORIZONTAL</p>	 <p>Date: 2024-01-17</p> <p>Site : 03CH02-CA Condition : AV6(UNIT)_6E 1m SHF_HORN_841_230822 VERTICAL</p>



Band 5 5925~6425MHz
WIFI 802.11be EHT160 Full (Harmonic @ 3m)

Table with 3 columns: WIFI, ANT, 4+2. It contains two spectral plots: Horizontal and Vertical. Each plot shows Level (dBuV/m) vs Frequency (MHz) with Peak and Avg. markers. Metadata includes Site: 03CH02-CA and Condition: PEAK(UNIT)_6E 3m HORN_02140_230109.

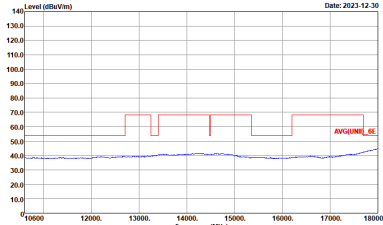
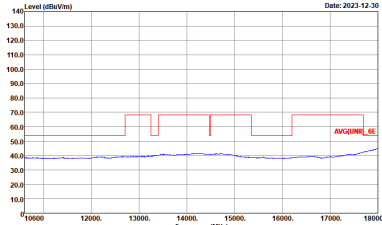
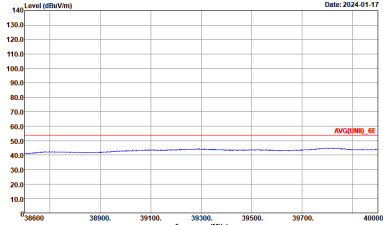
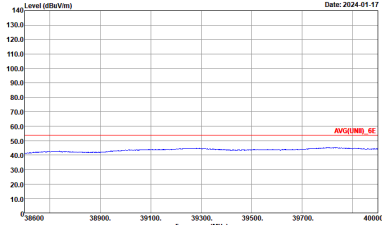


WIFI	Band 5 5925~6425MHz Harmonic @ 3m	
ANT	802.11be EHT160 Full CH15 6025MHz	
4+2	Horizontal	Vertical
<p>10.6G ~18G Avg.</p>	<p>Date: 2023-11-29</p> <p>Site : 03CH02-CA Condition : AV6(UNIT)_GE 3m HORN_02140_230109 HORIZONTAL</p>	<p>Date: 2023-11-29</p> <p>Site : 03CH02-CA Condition : AV6(UNIT)_GE 3m HORN_02140_230109 VERTICAL</p>
<p>38.6G ~40G AVG.</p>	<p>Date: 2023-12-04</p> <p>Site : 03CH02-CA Condition : AV6(UNIT)_GE 1m SHF_HORN_841_230822 HORIZONTAL</p>	<p>Date: 2023-12-04</p> <p>Site : 03CH02-CA Condition : AV6(UNIT)_GE 1m SHF_HORN_841_230822 VERTICAL</p>



WIFI	Band 5 5925~6425MHz Harmonic @ 3m	
ANT	802.11be EHT160 Full CH47 6185MHz	
4+2	Horizontal	Vertical
Peak Avg.	<p>Site : 03CH02-CA Condition : PEAK(UNIT)_AE 3m HORN_02140_230109 HORIZONTAL :</p>	<p>Site : 03CH02-CA Condition : PEAK(UNIT)_AE 3m HORN_02140_230109 VERTICAL :</p>

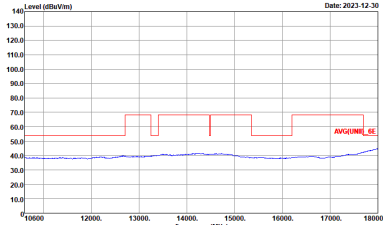
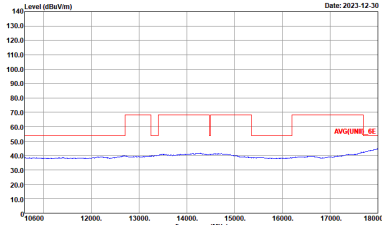
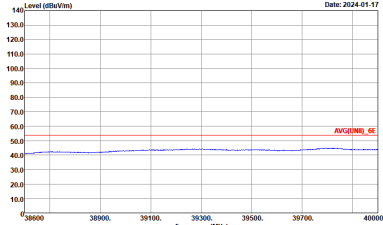
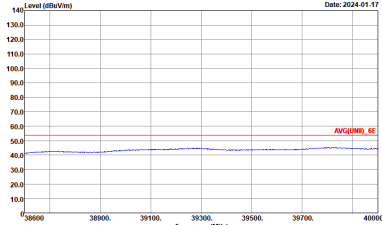


WIFI	Band 5 5925~6425MHz Harmonic @ 3m	
ANT	802.11be EHT160 Full CH47 6185MHz	
4+2	Horizontal	Vertical
<p>10.6G ~18G Avg.</p>	 <p>Date: 2023-12-30</p> <p>Site : 03CH02-CA Condition : AV6(UNIT)_GE 3m HORN_02140_230109 HORIZONTAL</p>	 <p>Date: 2023-12-30</p> <p>Site : 03CH02-CA Condition : AV6(UNIT)_GE 3m HORN_02140_230109 VERTICAL</p>
<p>38.6G ~40G AVG.</p>	 <p>Date: 2024-01-17</p> <p>Site : 03CH02-CA Condition : AV6(UNIT)_GE 1m SHF_HORN_841_230822 HORIZONTAL</p>	 <p>Date: 2024-01-17</p> <p>Site : 03CH02-CA Condition : AV6(UNIT)_GE 1m SHF_HORN_841_230822 VERTICAL</p>



WIFI	Band 5 5925~6425MHz Harmonic @ 3m	
ANT	802.11be EHT160 Full CH79 6345MHz	
4+2	Horizontal	Vertical
Peak Avg.	<p>Site : 03CH02-CA Condition : PEAK(UNIT)_AE 3m HORN_02140_230109 HORIZONTAL :</p>	<p>Site : 03CH02-CA Condition : PEAK(UNIT)_AE 3m HORN_02140_230109 VERTICAL :</p>



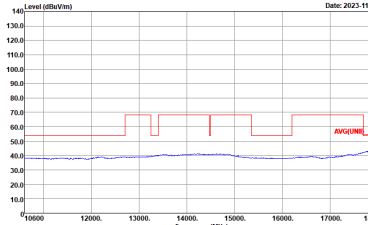
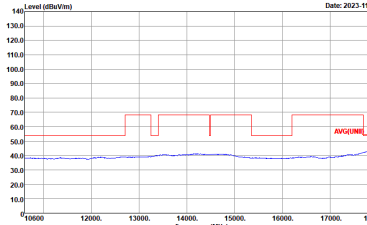
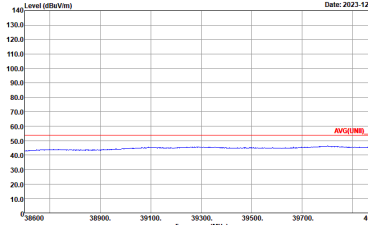
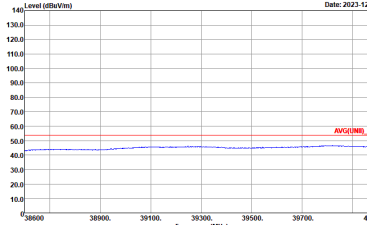
WIFI	Band 5 5925~6425MHz Harmonic @ 3m	
ANT	802.11be EHT160 Full CH79 6345MHz	
4+2	Horizontal	Vertical
<p>10.6G ~18G Avg.</p>	 <p>Date: 2023-12-30</p> <p>Site : 03CH02-CA Condition : AV6(UNIT)_6E 3m HORN_02140_230109 HORIZONTAL</p>	 <p>Date: 2023-12-30</p> <p>Site : 03CH02-CA Condition : AV6(UNIT)_6E 3m HORN_02140_230109 VERTICAL</p>
<p>38.6G ~40G AVG.</p>	 <p>Date: 2024-01-17</p> <p>Site : 03CH02-CA Condition : AV6(UNIT)_6E 1m SHF_HORN_841_230822 HORIZONTAL</p>	 <p>Date: 2024-01-17</p> <p>Site : 03CH02-CA Condition : AV6(UNIT)_6E 1m SHF_HORN_841_230822 VERTICAL</p>



Band 5 5925~6425MHz
WIFI 802.11be EHT320 Full (Harmonic @ 3m)

WIFI	Band 5 5925~6425MHz Harmonic @ 3m	
ANT	802.11be EHT320 Full CH31 6105MHz	
4+2	Horizontal	Vertical
Peak Avg.	<p>Site : 03CH02-CA Condition : PEAK(UNIT)_6E 3m HORN_02140_230109 HORIZONTAL</p>	<p>Site : 03CH02-CA Condition : PEAK(UNIT)_6E 3m HORN_02140_230109 VERTICAL</p>

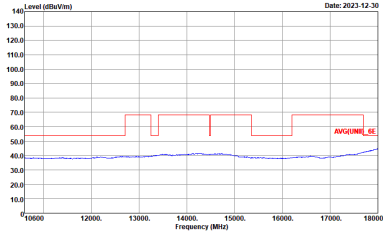
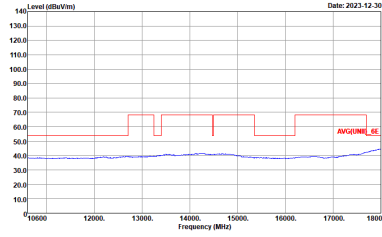
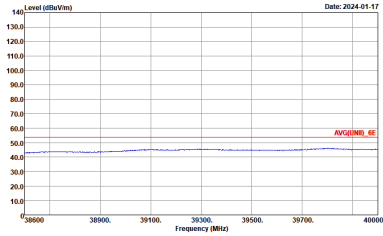
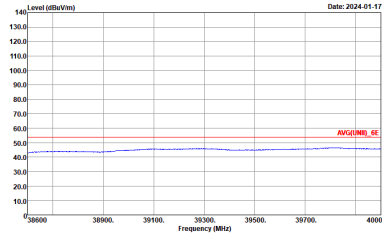


WIFI	Band 5 5925~6425MHz Harmonic @ 3m	
ANT	802.11be EHT320 Full CH31 6105MHz	
4+2	Horizontal	Vertical
<p>10.6G ~18G Avg.</p>	 <p>Date: 2023-11-29</p> <p>Site : 03CH02-CA Condition : AV6(UNIT)_6E 3m HORN_02140_230109 HORIZONTAL</p>	 <p>Date: 2023-11-29</p> <p>Site : 03CH02-CA Condition : AV6(UNIT)_6E 3m HORN_02140_230109 VERTICAL</p>
<p>38.6G ~40G AVG.</p>	 <p>Date: 2023-12-04</p> <p>Site : 03CH02-CA Condition : AV6(UNIT)_6E 1m SHF_HORN_841_230822 HORIZONTAL</p>	 <p>Date: 2023-12-04</p> <p>Site : 03CH02-CA Condition : AV6(UNIT)_6E 1m SHF_HORN_841_230822 VERTICAL</p>



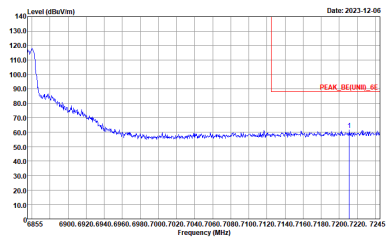
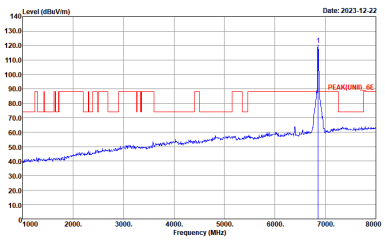
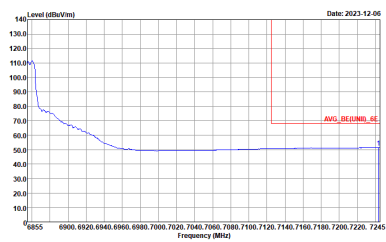
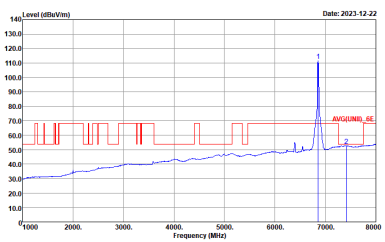
WIFI	Band 5 5925~6425MHz Harmonic @ 3m	
ANT	802.11be EHT320 Full CH63 6265MHz	
4+2	Horizontal	Vertical
Peak Avg.	<p>Site : 03CH02-CA Condition : PEAK(UNIT)_AE 3m HORN_02140_230109 HORIZONTAL :</p>	<p>Site : 03CH02-CA Condition : PEAK(UNIT)_AE 3m HORN_02140_230109 VERTICAL :</p>



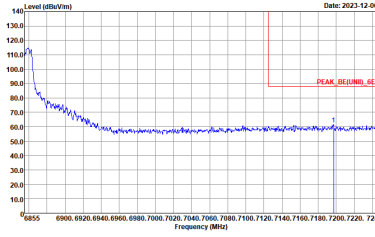
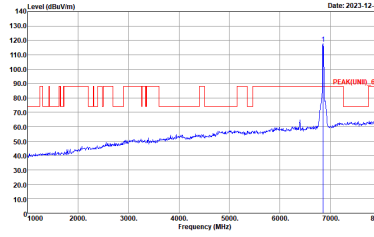
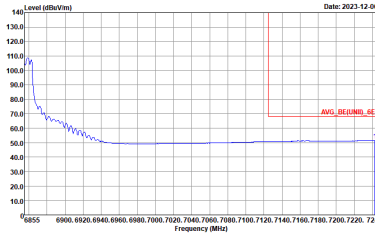
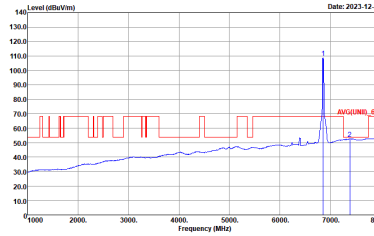
WIFI	Band 5 5925~6425MHz Harmonic @ 3m	
ANT	802.11be EHT320 Full CH63 6265MHz	
4+2	Horizontal	Vertical
<p>10.6G ~18G Avg.</p>	 <p>Date: 2023-12-30</p> <p>Site : 03CH02-CA Condition : AV6(UNIT)_GE 3m HORN_02140_230109 HORIZONTAL</p>	 <p>Date: 2023-12-30</p> <p>Site : 03CH02-CA Condition : AV6(UNIT)_GE 3m HORN_02140_230109 VERTICAL</p>
<p>38.6G ~40G AVG.</p>	 <p>Date: 2024-01-17</p> <p>Site : 03CH02-CA Condition : AV6(UNIT)_GE 1m SHF_HORN_841_230822 HORIZONTAL</p>	 <p>Date: 2024-01-17</p> <p>Site : 03CH02-CA Condition : AV6(UNIT)_GE 1m SHF_HORN_841_230822 VERTICAL</p>



Band 7 - 6525~6875MHz
WIFI 802.11a (Band Edge @ 3m)

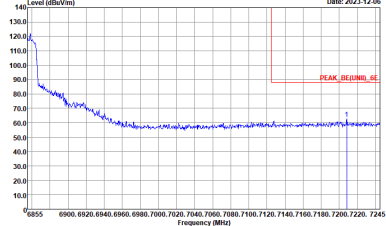
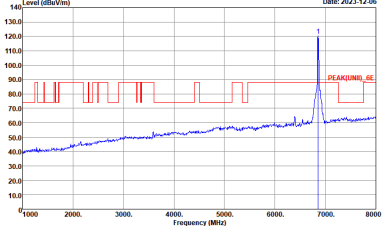
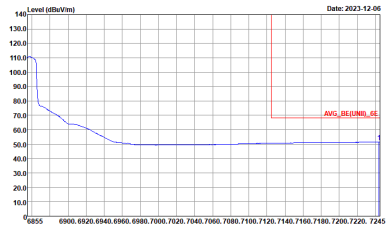
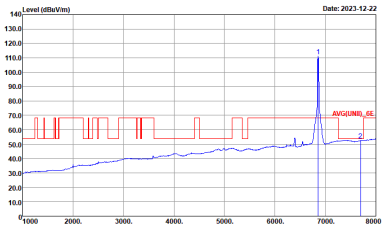
WIFI	Band 7 6525~6875MHz Band Edge @ 3m	
ANT	802.11a CH181 6855MHz	
4+2	Horizontal	Fundamental
Peak	 <p>Date: 2023-12-06</p> <p>Site : 03CH02-CA Condition : PEAK_BE[UNII]_6E 3m HORN_02140_230109 HORIZONTAL : RBW:1000.000KHz VBW:3000.000KHz SWT:Auto</p>	 <p>Date: 2023-12-22</p> <p>Site : 03CH02-CA Condition : PEAK[UNII]_6E 3m HORN_02140_230109 HORIZONTAL : RBW:1000.000KHz VBW:3000.000KHz SWT:Auto</p>
Avg.	 <p>Date: 2023-12-06</p> <p>Site : 03CH02-CA Condition : AVG_BE[UNII]_6E 3m HORN_02140_230109 HORIZONTAL : RBW:1000.000KHz VBW:0.010KHz SWT:Auto</p>	 <p>Date: 2023-12-22</p> <p>Site : 03CH02-CA Condition : AVG[UNII]_6E 3m HORN_02140_230109 HORIZONTAL : RBW:1000.000KHz VBW:0.010KHz SWT:Auto</p>



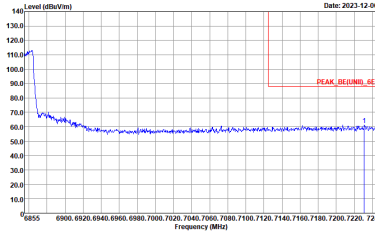
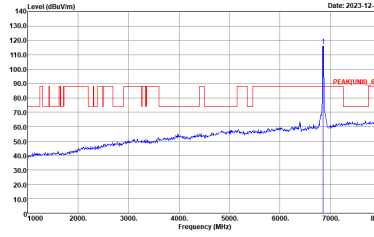
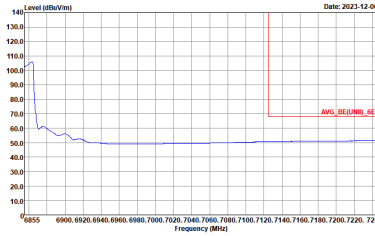
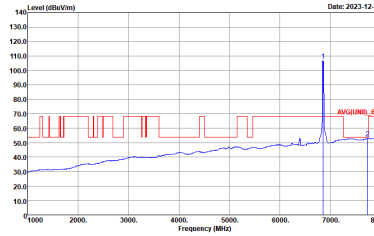
WIFI	Band 7 6525~6875MHz Band Edge @ 3m	
ANT	802.11a CH181 6855MHz	
4+2	Vertical	Fundamental
Peak	 <p>Site : 03CH02-CA Condition : PEAK_BE(UNIT)_AE 3m HORN_02140_230109 VERTICAL : RBW:1000.000KHz VBW:3000.000KHz SWT:Auto</p>	 <p>Site : 03CH02-CA Condition : PEAK(UNIT)_AE 3m HORN_02140_230109 VERTICAL : RBW:1000.000KHz VBW:3000.000KHz SWT:Auto</p>
Avg.	 <p>Site : 03CH02-CA Condition : AVG_BE(UNIT)_AE 3m HORN_02140_230109 VERTICAL : RBW:1000.000KHz VBW:0.010KHz SWT:Auto</p>	 <p>Site : 03CH02-CA Condition : AVG(UNIT)_AE 3m HORN_02140_230109 VERTICAL : RBW:1000.000KHz VBW:0.010KHz SWT:Auto</p>



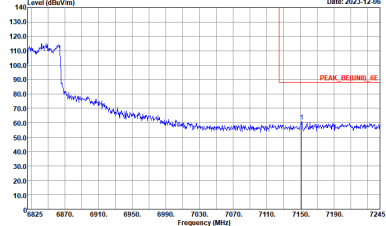
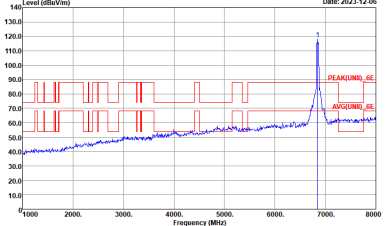
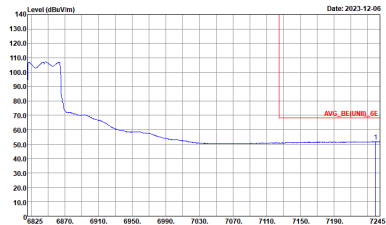
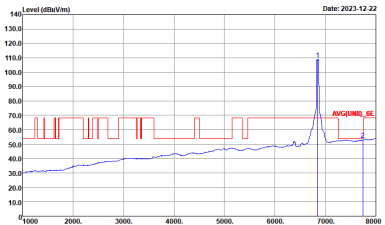
Band 7 6525~6875MHz
WIFI 802.11be EHT20 Full (Band Edge @ 3m)

WIFI	Band 7 6525~6875MHz Band Edge @ 3m	
ANT	802.11be EHT20 Full CH181 6855MHz	
4+2	Horizontal	Fundamental
Peak	 <p>Site : 03CH02-CA Condition : PEAK_BE(UNIT)_6E 3m HORN_02140_230109 HORIZONTAL : RBW:1000.000KHz VBW:3000.000KHz SWT:Auto</p>	 <p>Site : 03CH02-CA Condition : PEAK(UNIT)_6E 3m HORN_02140_230109 HORIZONTAL : RBW:1000.000KHz VBW:3000.000KHz SWT:Auto</p>
Avg	 <p>Site : 03CH02-CA Condition : AV6_BE(UNIT)_6E 3m HORN_02140_230109 HORIZONTAL : RBW:1000.000KHz VBW:0.010KHz SWT:Auto</p>	 <p>Site : 03CH02-CA Condition : AV6(UNIT)_6E 3m HORN_02140_230109 HORIZONTAL : RBW:1000.000KHz VBW:0.010KHz SWT:Auto</p>

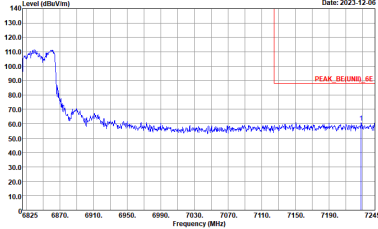
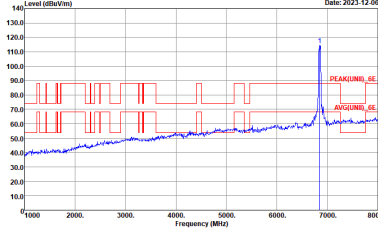
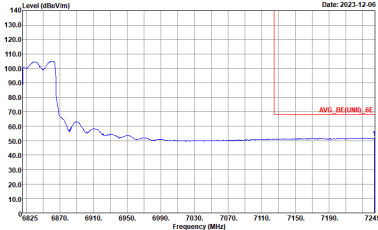
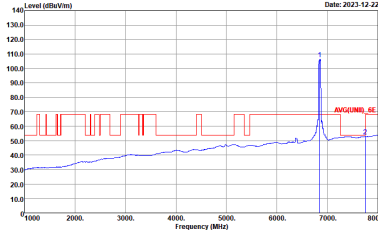


WIFI	Band 7 6525~6875MHz Band Edge @ 3m	
ANT	802.11be EHT20 Full CH181 6855MHz	
4+2	Vertical	Fundamental
Peak	 <p>Date: 2023-12-06</p> <p>Site : 03CH02-CA Condition : PEAK_BE(UNII)_AE 3m HORN_02140_230109 VERTICAL : RBW:1000.000KHz VBW:3000.000KHz SWT:Auto</p>	 <p>Date: 2023-12-06</p> <p>Site : 03CH02-CA Condition : PEAK(UNII)_AE 3m HORN_02140_230109 VERTICAL : RBW:1000.000KHz VBW:3000.000KHz SWT:Auto</p>
Avg	 <p>Date: 2023-12-06</p> <p>Site : 03CH02-CA Condition : AVG_BE(UNII)_AE 3m HORN_02140_230109 VERTICAL : RBW:1000.000KHz VBW:0.010KHz SWT:Auto</p>	 <p>Date: 2023-12-22</p> <p>Site : 03CH02-CA Condition : AVG(UNII)_AE 3m HORN_02140_230109 VERTICAL : RBW:1000.000KHz VBW:0.010KHz SWT:Auto</p>

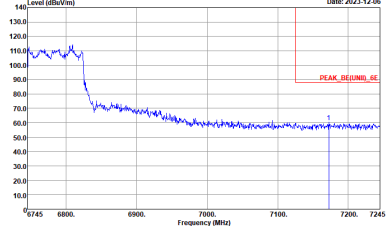
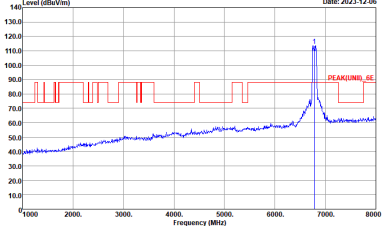
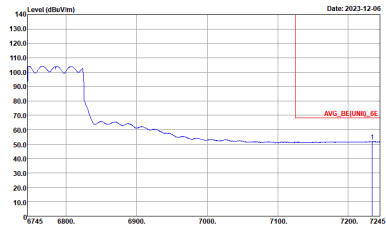
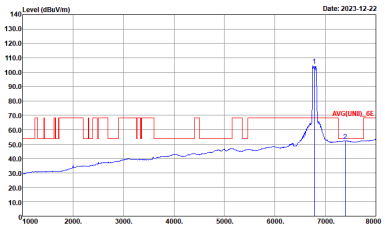
Band 7 6525~6875MHz
WIFI 802.11be EHT40 Full (Band Edge @ 3m)

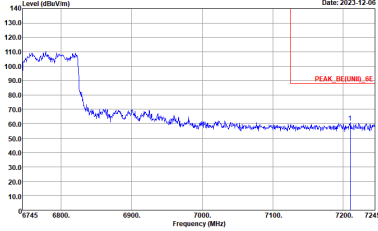
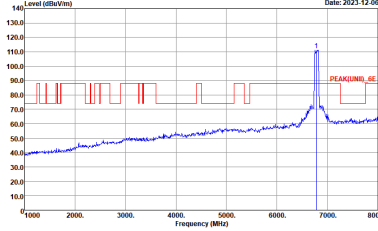
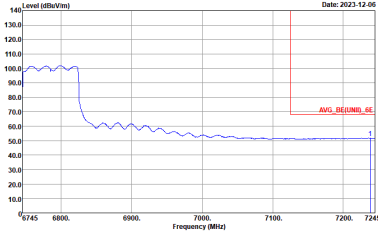
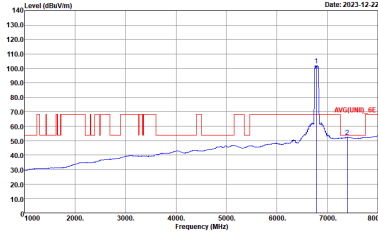
WIFI	Band 7 6525~6875MHz Band Edge @ 3m	
ANT	802.11be EHT40 Full CH179 6845MHz	
4+2	Horizontal	Fundamental
Peak	 <p>Site : 03CH02-CA Condition : PEAK_BE(UNIT)_6E 3m HORN_02140_230109 HORIZONTAL : RBW:1000.000KHz VBW:3000.000KHz SWT:Auto</p>	 <p>Site : 03CH02-CA Condition : PEAK(UNIT)_6E 3m HORN_02140_230109 HORIZONTAL : RBW:1000.000KHz VBW:3000.000KHz SWT:Auto</p>
Avg	 <p>Site : 03CH02-CA Condition : AV6_BE(UNIT)_6E 3m HORN_02140_230109 HORIZONTAL : RBW:1000.000KHz VBW:0.300KHz SWT:Auto</p>	 <p>Site : 03CH02-CA Condition : AV6(UNIT)_6E 3m HORN_02140_230109 HORIZONTAL : RBW:1000.000KHz VBW:0.300KHz SWT:Auto</p>



WIFI	Band 7 6525~6875MHz Band Edge @ 3m	
ANT	802.11be EHT40 Full CH179 6845MHz	
4+2	Vertical	Fundamental
Peak	 <p>Level (dBm/Vm) vs Frequency (MHz) plot for Peak Vertical. The plot shows a signal level starting at approximately 110 dBm/Vm at 6875 MHz and decreasing to about 60 dBm/Vm by 7245 MHz. A red line indicates the peak level at approximately 85 dBm/Vm.</p> <p>Site : 03CH02-CA Condition : PEAK_BE(UNII)_AE 3m HORN_02140_230109 VERTICAL : RBW:1000.000KHz VBW:3000.000KHz SWT:Auto</p>	 <p>Level (dBm/Vm) vs Frequency (MHz) plot for Peak Fundamental. The plot shows a signal level starting at approximately 40 dBm/Vm at 1000 MHz and increasing to about 60 dBm/Vm by 8000 MHz. A red line indicates the peak level at approximately 85 dBm/Vm.</p> <p>Site : 03CH02-CA Condition : PEAK(UNII)_AE 3m HORN_02140_230109 VERTICAL : RBW:1000.000KHz VBW:3000.000KHz SWT:Auto</p>
Avg	 <p>Level (dBm/Vm) vs Frequency (MHz) plot for Avg Vertical. The plot shows a signal level starting at approximately 110 dBm/Vm at 6875 MHz and decreasing to about 60 dBm/Vm by 7245 MHz. A red line indicates the average level at approximately 75 dBm/Vm.</p> <p>Site : 03CH02-CA Condition : AVG_BE(UNII)_AE 3m HORN_02140_230109 VERTICAL : RBW:1000.000KHz VBW:0.300KHz SWT:Auto</p>	 <p>Level (dBm/Vm) vs Frequency (MHz) plot for Avg Fundamental. The plot shows a signal level starting at approximately 40 dBm/Vm at 1000 MHz and increasing to about 60 dBm/Vm by 8000 MHz. A red line indicates the average level at approximately 75 dBm/Vm.</p> <p>Site : 03CH02-CA Condition : AVG(UNII)_AE 3m HORN_02140_230109 VERTICAL : RBW:1000.000KHz VBW:0.300KHz SWT:Auto</p>

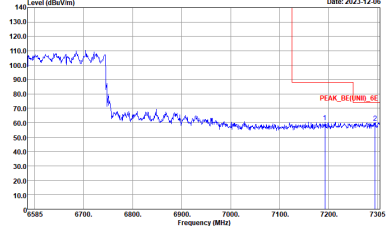
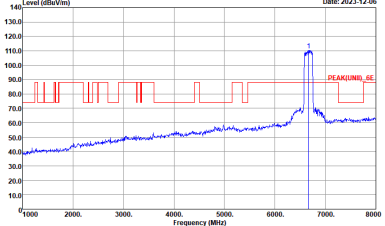
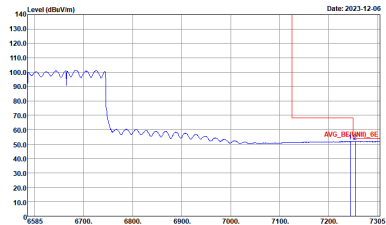
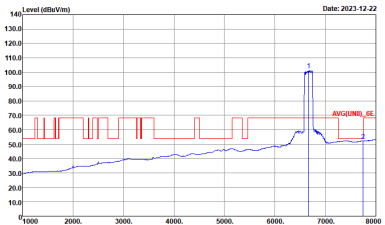
Band 7 6525~6875MHz
WIFI 802.11be EHT80 Full (Band Edge @ 3m)

WIFI	Band 7 6525~6875MHz Band Edge @ 3m	
ANT	802.11be EHT80 Full CH167 6785MHz	
4+2	Horizontal	Fundamental
Peak	 <p>Site : 03CH02-CA Condition : PEAK_BE(UNIT)_6E 3m HORN_02140_230109 HORIZONTAL : RBW:1000.000KHz VBW:3000.000KHz SWT:Auto</p>	 <p>Site : 03CH02-CA Condition : PEAK(UNIT)_6E 3m HORN_02140_230109 HORIZONTAL : RBW:1000.000KHz VBW:3000.000KHz SWT:Auto</p>
Avg	 <p>Site : 03CH02-CA Condition : AV6_BE(UNIT)_6E 3m HORN_02140_230109 HORIZONTAL : RBW:1000.000KHz VBW:0.300KHz SWT:Auto</p>	 <p>Site : 03CH02-CA Condition : AV6(UNIT)_6E 3m HORN_02140_230109 HORIZONTAL : RBW:1000.000KHz VBW:0.300KHz SWT:Auto</p>

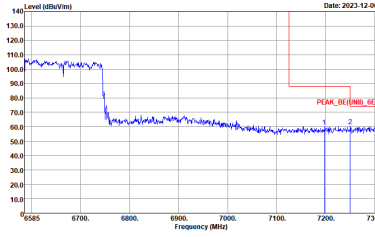
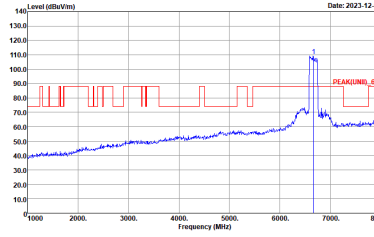
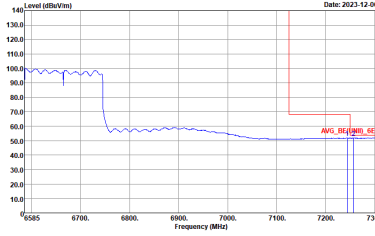
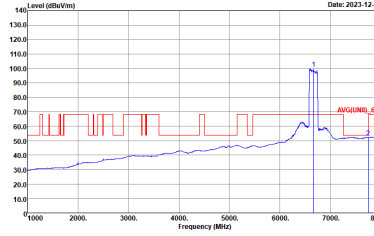
WIFI	Band 7 6525~6875MHz Band Edge @ 3m	
ANT	802.11be EHT80 Full CH167 6785MHz	
4+2	Vertical	Fundamental
Peak	 <p>Site : 03CH02-CA Condition : PEAK_BE(UNII)_AE 3m HORN_02140_230109 VERTICAL : RBW:1000.000KHz VBW:3000.000KHz SWT:Auto</p>	 <p>Site : 03CH02-CA Condition : PEAK(UNII)_AE 3m HORN_02140_230109 VERTICAL : RBW:1000.000KHz VBW:3000.000KHz SWT:Auto</p>
Avg	 <p>Site : 03CH02-CA Condition : AVG_BE(UNII)_AE 3m HORN_02140_230109 VERTICAL : RBW:1000.000KHz VBW:0.300KHz SWT:Auto</p>	 <p>Site : 03CH02-CA Condition : AVG(UNII)_AE 3m HORN_02140_230109 VERTICAL : RBW:1000.000KHz VBW:0.300KHz SWT:Auto</p>



Band 7 6525~6875MHz
WIFI 802.11be EHT160 Full (Band Edge @ 3m)

WIFI	Band 7 6525~6875MHz Band Edge @ 3m	
ANT	802.11be EHT160 Full CH143 6665MHz	
4+2	Horizontal	Fundamental
Peak	 <p>Site : 03CH02-CA Condition : PEAK_BE(UNIT)_6E 3m HORN_02140_230109 HORIZONTAL : RBW:1000.000KHz VBW:3000.000KHz SWT:Auto</p>	 <p>Site : 03CH02-CA Condition : PEAK(UNIT)_6E 3m HORN_02140_230109 HORIZONTAL : RBW:1000.000KHz VBW:3000.000KHz SWT:Auto</p>
Avg	 <p>Site : 03CH02-CA Condition : AV6_BE(UNIT)_6E 3m HORN_02140_230109 HORIZONTAL : RBW:1000.000KHz VBW:0.300KHz SWT:Auto</p>	 <p>Site : 03CH02-CA Condition : AV6(UNIT)_6E 3m HORN_02140_230109 HORIZONTAL : RBW:1000.000KHz VBW:0.300KHz SWT:Auto</p>



WIFI	Band 7 6525~6875MHz Band Edge @ 3m	
ANT	802.11be EHT160 Full CH143 6665MHz	
4+2	Vertical	Fundamental
Peak	 <p>Site : 03CH02-CA Condition : PEAK_BE(UNIT)_AE 3m HORN_02140_230109 VERTICAL : RBW:1000.000KHz VBW:3000.000KHz SWT:Auto</p>	 <p>Site : 03CH02-CA Condition : PEAK(UNIT)_AE 3m HORN_02140_230109 VERTICAL : RBW:1000.000KHz VBW:3000.000KHz SWT:Auto</p>
Avg	 <p>Site : 03CH02-CA Condition : AVG_BE(UNIT)_AE 3m HORN_02140_230109 VERTICAL : RBW:1000.000KHz VBW:0.300KHz SWT:Auto</p>	 <p>Site : 03CH02-CA Condition : AVG(UNIT)_AE 3m HORN_02140_230109 VERTICAL : RBW:1000.000KHz VBW:0.300KHz SWT:Auto</p>



Band 7 - 6525~6875MHz
WIFI 802.11a (Harmonic @ 3m)

WIFI	Band 7 6525~6875MHz Harmonic @ 3m	
ANT	802.11a CH117 6535MHz	
4+2	Horizontal	Vertical
Peak Avg.	<p>Site : 03CH02-CA Condition : PEAK(UNII)_0E 3m HORN_02113_230607 HORIZONTAL :</p>	<p>Site : 03CH02-CA Condition : PEAK(UNII)_0E 3m HORN_02113_230607 VERTICAL :</p>



WIFI	Band 7 6525~6875MHz Harmonic @ 3m	
ANT	802.11a CH117 6535MHz	
4+2	Horizontal	Vertical
<p>10.6G ~18G Avg.</p>	<p>Site : 03CH02-CA Condition : AV6(UNIT)_6E 3m HORN_02113_230607 HORIZONTAL</p>	<p>Site : 03CH02-CA Condition : AV6(UNIT)_6E 3m HORN_02113_230607 VERTICAL</p>
<p>38.6G ~40G AVG.</p>	<p>Site : 03CH02-CA Condition : AV6(UNIT)_6E 1m SHF_HORN_841_230822 HORIZONTAL</p>	<p>Site : 03CH02-CA Condition : AV6(UNIT)_6E 1m SHF_HORN_841_230822 VERTICAL</p>



WIFI	Band 7 6525~6875MHz Harmonic @ 3m	
ANT	802.11a CH149 6695MHz	
4+2	Horizontal	Vertical
Peak Avg.	<p>Site : 03CH02-CA Condition : PEAK(UNIT)_6E 3m HORN_02113_230607 HORIZONTAL</p>	<p>Site : 03CH02-CA Condition : PEAK(UNIT)_6E 3m HORN_02113_230607 VERTICAL</p>

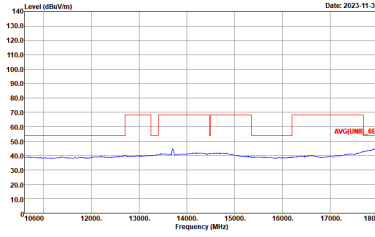
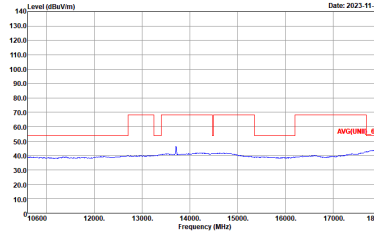
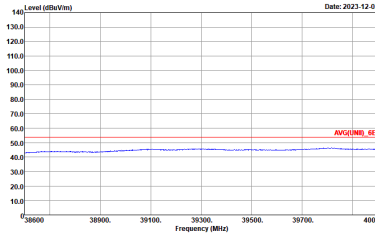
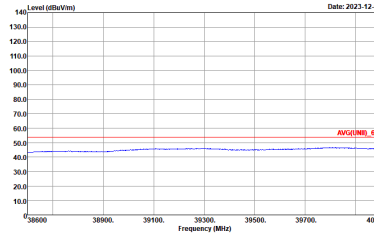


WIFI	Band 7 6525~6875MHz Harmonic @ 3m	
ANT	802.11a CH149 6695MHz	
4+2	Horizontal	Vertical
<p>10.6G ~18G Avg.</p>	<p>Date: 2024-01-03</p> <p>Site : 03CH02-CA Condition : AV6(UNIT)_GE 3m HORN_02113_230607 HORIZONTAL</p>	<p>Date: 2024-01-03</p> <p>Site : 03CH02-CA Condition : AV6(UNIT)_GE 3m HORN_02113_230607 VERTICAL</p>
<p>38.6G ~40G AVG.</p>	<p>Date: 2024-01-18</p> <p>Site : 03CH02-CA Condition : AV6(UNIT)_GE 1m SHF_HORN_841_230822 HORIZONTAL</p>	<p>Date: 2024-01-18</p> <p>Site : 03CH02-CA Condition : AV6(UNIT)_GE 1m SHF_HORN_841_230822 VERTICAL</p>



WIFI	Band 7 6525~6875MHz Harmonic @ 3m	
ANT	802.11a CH181 6855MHz	
4+2	Horizontal	Vertical
Peak Avg.	<p>Site : 03CH02-CA Condition : PEAK(UNIT)_AE 3m HORN_02140_230109 HORIZONTAL</p>	<p>Site : 03CH02-CA Condition : PEAK(UNIT)_AE 3m HORN_02140_230109 VERTICAL</p>



WIFI	Band 7 6525~6875MHz Harmonic @ 3m	
ANT	802.11a CH181 6855MHz	
4+2	Horizontal	Vertical
<p>10.6G ~18G Avg.</p>	 <p>Date: 2023-11-30</p> <p>Site : 03CH02-CA Condition : AV6(UNIT)_6E 3m HORN_02140_230109 HORIZONTAL</p>	 <p>Date: 2023-11-30</p> <p>Site : 03CH02-CA Condition : AV6(UNIT)_6E 3m HORN_02140_230109 VERTICAL</p>
<p>38.6G ~40G AVG.</p>	 <p>Date: 2023-12-02</p> <p>Site : 03CH02-CA Condition : AV6(UNIT)_6E 1m SHF_HORN_841_230822 HORIZONTAL</p>	 <p>Date: 2023-12-02</p> <p>Site : 03CH02-CA Condition : AV6(UNIT)_6E 1m SHF_HORN_841_230822 VERTICAL</p>



Band 7 6525~6875MHz
WIFI 802.11be EHT20 Full (Harmonic @ 3m)

WIFI	Band 7 6525~6875MHz Harmonic @ 3m	
ANT	802.11be EHT20 Full CH117 6535MHz	
4+2	Horizontal	Vertical
Peak Avg.	<p>Site : 03CH02-CA Condition : PEAK(UNIT)_6E 3m HORN_02113_230607 HORIZONTAL</p>	<p>Site : 03CH02-CA Condition : PEAK(UNIT)_6E 3m HORN_02113_230607 VERTICAL</p>

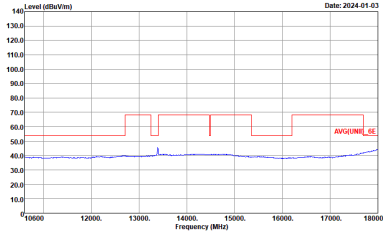
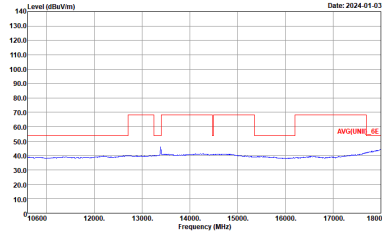
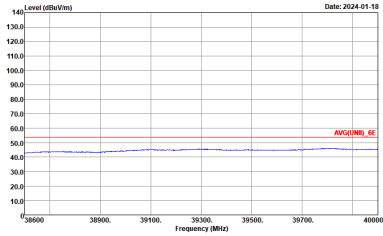
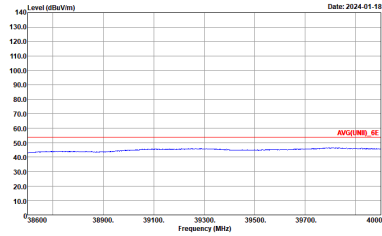


WIFI	Band 7 6525~6875MHz Harmonic @ 3m	
ANT	802.11be EHT20 Full CH117 6535MHz	
4+2	Horizontal	Vertical
<p>10.6G ~18G Avg.</p>	<p>Site : 03CH02-CA Condition : AV6(UNIT)_GE 3m HORN_02113_230607 HORIZONTAL</p>	<p>Site : 03CH02-CA Condition : AV6(UNIT)_GE 3m HORN_02113_230607 VERTICAL</p>
<p>38.6G ~40G AVG.</p>	<p>Site : 03CH02-CA Condition : AV6(UNIT)_GE 1m SHF_HORN_841_230822 HORIZONTAL</p>	<p>Site : 03CH02-CA Condition : AV6(UNIT)_GE 1m SHF_HORN_841_230822 VERTICAL</p>



WIFI	Band 7 6525~6875MHz Harmonic @ 3m	
ANT	802.11be EHT20 Full CH149 6695MHz	
4+2	Horizontal	Vertical
Peak Avg.	<p>Site : 03CH02-CA Condition : PEAK(UNIT)_6E 3m HORN_02113_230607 HORIZONTAL :</p>	<p>Site : 03CH02-CA Condition : PEAK(UNIT)_6E 3m HORN_02113_230607 VERTICAL :</p>

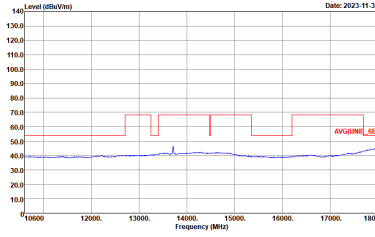
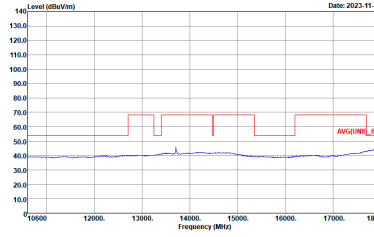
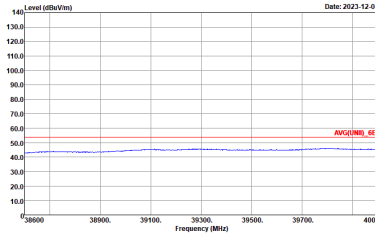
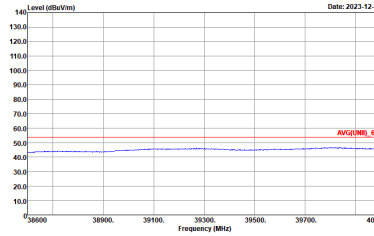


WIFI	Band 7 6525~6875MHz Harmonic @ 3m	
ANT	802.11be EHT20 Full CH149 6695MHz	
4+2	Horizontal	Vertical
<p>10.6G ~18G Avg.</p>	 <p>Site : 03CH02-CA Condition : AV6(UNIT)_GE 3m HORN_02113_230607 HORIZONTAL</p>	 <p>Site : 03CH02-CA Condition : AV6(UNIT)_GE 3m HORN_02113_230607 VERTICAL</p>
<p>38.6G ~40G AVG.</p>	 <p>Site : 03CH02-CA Condition : AV6(UNIT)_GE 1m SHF_HORN_841_230822 HORIZONTAL</p>	 <p>Site : 03CH02-CA Condition : AV6(UNIT)_GE 1m SHF_HORN_841_230822 VERTICAL</p>



WIFI	Band 7 6525~6875MHz Harmonic @ 3m	
ANT	802.11be EHT20 Full CH181 6855MHz	
4+2	Horizontal	Vertical
Peak Avg.	<p>Site : 03CH02-CA Condition : PEAK(UNIT)_AE 3m HORN_02140_230109 HORIZONTAL :</p>	<p>Site : 03CH02-CA Condition : PEAK(UNIT)_AE 3m HORN_02140_230109 VERTICAL :</p>



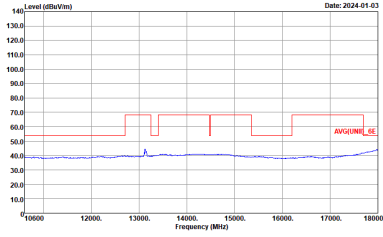
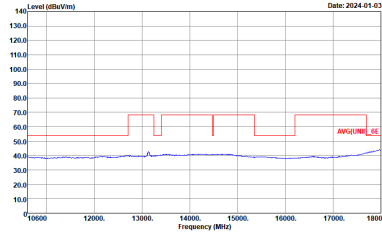
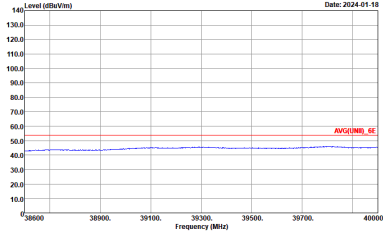
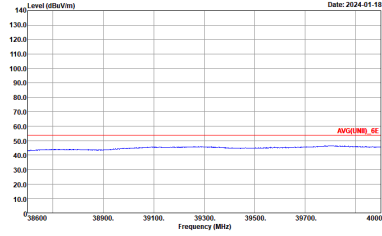
WIFI	Band 7 6525~6875MHz Harmonic @ 3m	
ANT	802.11be EHT20 Full CH181 6855MHz	
4+2	Horizontal	Vertical
<p>10.6G ~18G Avg.</p>	 <p>Date: 2023-11-30</p> <p>Site : 03CH02-CA Condition : AV6(UNIT)_6E 3m HORN_02140_230109 HORIZONTAL</p>	 <p>Date: 2023-11-30</p> <p>Site : 03CH02-CA Condition : AV6(UNIT)_6E 3m HORN_02140_230109 VERTICAL</p>
<p>38.6G ~40G AVG.</p>	 <p>Date: 2023-12-04</p> <p>Site : 03CH02-CA Condition : AV6(UNIT)_6E 1m SHF_HORN_841_230822 HORIZONTAL</p>	 <p>Date: 2023-12-04</p> <p>Site : 03CH02-CA Condition : AV6(UNIT)_6E 1m SHF_HORN_841_230822 VERTICAL</p>



Band 7 6525~6875MHz
WIFI 802.11be EHT40 Full (Harmonic @ 3m)

WIFI	Band 7 6525~6875MHz Harmonic @ 3m	
ANT	802.11be EHT40 Full CH123 6565MHz	
4+2	Horizontal	Vertical
Peak Avg.	<p>Site : 03CH02-CA Condition : PEAK(UNIT)_6E 3m HORN_02113_230607 HORIZONTAL</p>	<p>Site : 03CH02-CA Condition : PEAK(UNIT)_6E 3m HORN_02113_230607 VERTICAL</p>

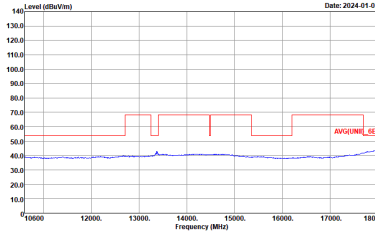
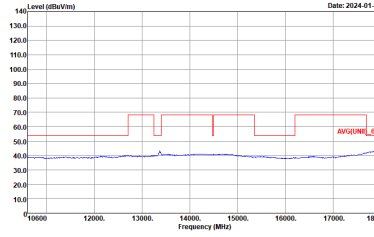
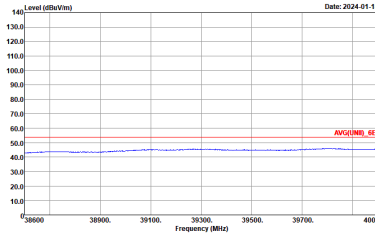
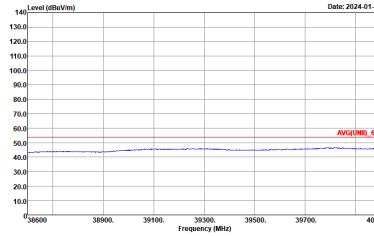


WIFI	Band 7 6525~6875MHz Harmonic @ 3m	
ANT	802.11be EHT40 Full CH123 6565MHz	
4+2	Horizontal	Vertical
<p>10.6G ~18G Avg.</p>	 <p>Date: 2024-01-03</p> <p>Site : 03CH02-CA Condition : AV6(UNIT)_GE 3m HORN_02113_230607 HORIZONTAL</p>	 <p>Date: 2024-01-03</p> <p>Site : 03CH02-CA Condition : AV6(UNIT)_GE 3m HORN_02113_230607 VERTICAL</p>
<p>38.6G ~40G AVG.</p>	 <p>Date: 2024-01-18</p> <p>Site : 03CH02-CA Condition : AV6(UNIT)_GE 1m SHF_HORN_841_230822 HORIZONTAL</p>	 <p>Date: 2024-01-18</p> <p>Site : 03CH02-CA Condition : AV6(UNIT)_GE 1m SHF_HORN_841_230822 VERTICAL</p>



WIFI	Band 7 6525~6875MHz Harmonic @ 3m	
ANT	802.11be EHT40 Full CH147 6685MHz	
4+2	Horizontal	Vertical
Peak Avg.	<p>Site : 03CH02-CA Condition : PEAK(UNIT)_6E 3m HORN_02113_230607 HORIZONTAL :</p>	<p>Site : 03CH02-CA Condition : PEAK(UNIT)_6E 3m HORN_02113_230607 VERTICAL :</p>



WIFI	Band 7 6525~6875MHz Harmonic @ 3m	
ANT	802.11be EHT40 Full CH147 6685MHz	
4+2	Horizontal	Vertical
<p>10.6G ~18G Avg.</p>	 <p>Site : 03CH02-CA Condition : AV6(UNIT)_GE 3m HORN_02113_230607 HORIZONTAL</p>	 <p>Site : 03CH02-CA Condition : AV6(UNIT)_GE 3m HORN_02113_230607 VERTICAL</p>
<p>38.6G ~40G AVG.</p>	 <p>Site : 03CH02-CA Condition : AV6(UNIT)_GE 1m SHF_HORN_841_230822 HORIZONTAL</p>	 <p>Site : 03CH02-CA Condition : AV6(UNIT)_GE 1m SHF_HORN_841_230822 VERTICAL</p>



WIFI	Band 7 6525~6875MHz Harmonic @ 3m	
ANT	802.11be EHT40 Full CH179 6845MHz	
4+2	Horizontal	Vertical
Peak Avg.	<p>Site : 03CH02-CA Condition : PEAK(UNIT)_6E 3m HORN_02113_230607 HORIZONTAL :</p>	<p>Site : 03CH02-CA Condition : PEAK(UNIT)_6E 3m HORN_02113_230607 VERTICAL :</p>



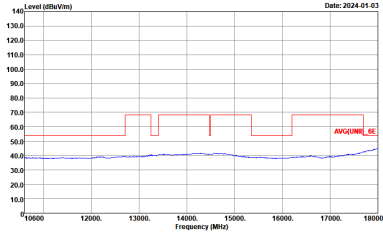
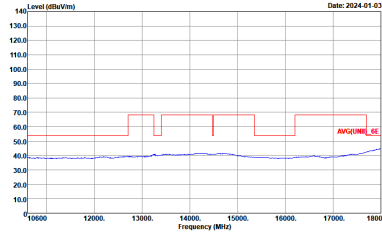
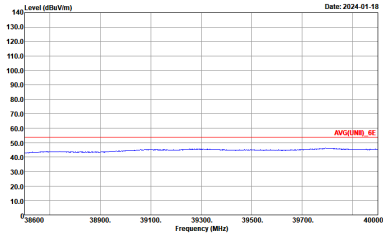
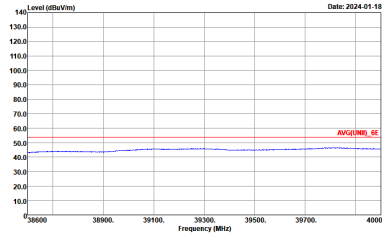
WIFI	Band 7 6525~6875MHz Harmonic @ 3m	
ANT	802.11be EHT40 Full CH179 6845MHz	
4+2	Horizontal	Vertical
<p>10.6G ~18G Avg.</p>	<p>Date: 2024-01-03</p> <p>Site : 03CH02-CA Condition : AV6(UNIT)_GE 3m HORN_02113_230607 HORIZONTAL</p>	<p>Date: 2024-01-03</p> <p>Site : 03CH02-CA Condition : AV6(UNIT)_GE 3m HORN_02113_230607 VERTICAL</p>
<p>38.6G ~40G AVG.</p>	<p>Date: 2024-01-18</p> <p>Site : 03CH02-CA Condition : AV6(UNIT)_GE 1m SHF_HORN_841_230822 HORIZONTAL</p>	<p>Date: 2024-01-18</p> <p>Site : 03CH02-CA Condition : AV6(UNIT)_GE 1m SHF_HORN_841_230822 VERTICAL</p>



Band 7 6525~6875MHz
WIFI 802.11be EHT80 Full (Harmonic @ 3m)

WIFI	Band 7 6525~6875MHz Harmonic @ 3m	
ANT	802.11be EHT80 Full CH135 6625MHz	
4+2	Horizontal	Vertical
Peak Avg.	<p>Site : 03CH02-CA Condition : PEAK(UNIT)_6E 3m HORN_02113_230607 HORIZONTAL</p>	<p>Site : 03CH02-CA Condition : PEAK(UNIT)_6E 3m HORN_02113_230607 VERTICAL</p>

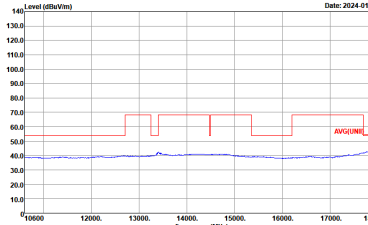
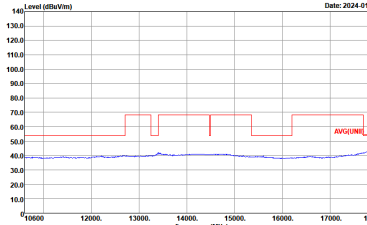
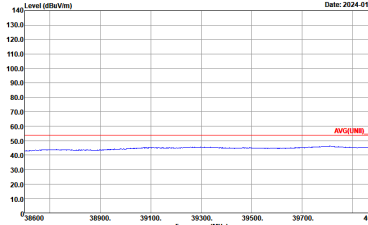
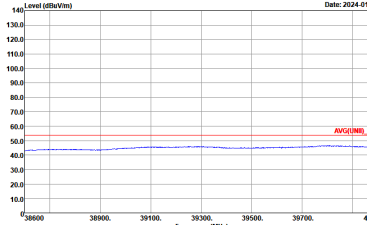


WIFI	Band 7 6525~6875MHz Harmonic @ 3m	
ANT	802.11be EHT80 Full CH135 6625MHz	
4+2	Horizontal	Vertical
<p>10.6G ~18G Avg.</p>	 <p>Date: 2024-01-03</p> <p>Site : 03CH02-CA Condition : AV6(UNIT)_GE 3m HORN_02140_230109 HORIZONTAL</p>	 <p>Date: 2024-01-03</p> <p>Site : 03CH02-CA Condition : AV6(UNIT)_GE 3m HORN_02140_230109 VERTICAL</p>
<p>38.6G ~40G AVG.</p>	 <p>Date: 2024-01-18</p> <p>Site : 03CH02-CA Condition : AV6(UNIT)_GE 1m SHF_HORN_841_230822 HORIZONTAL</p>	 <p>Date: 2024-01-18</p> <p>Site : 03CH02-CA Condition : AV6(UNIT)_GE 1m SHF_HORN_841_230822 VERTICAL</p>



WIFI	Band 7 6525~6875MHz Harmonic @ 3m	
ANT	802.11be EHT80 Full CH151 6705MHz	
4+2	Horizontal	Vertical
Peak Avg.	<p>Site : 03CH02-CA Condition : PEAK(UNIT)_6E 3m HORN_02113_230607 HORIZONTAL : RBW:1000.000KHz VBW:3000.000KHz SWT:Auto</p>	<p>Site : 03CH02-CA Condition : PEAK(UNIT)_6E 3m HORN_02113_230607 VERTICAL : RBW:1000.000KHz VBW:3000.000KHz SWT:Auto</p>

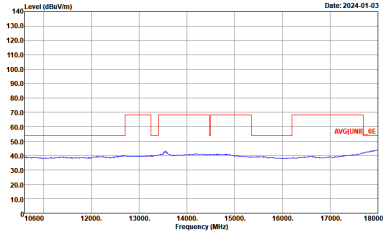
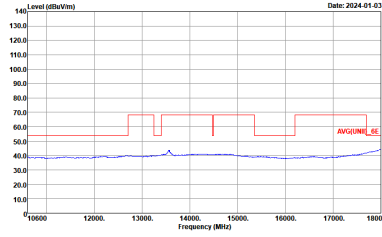
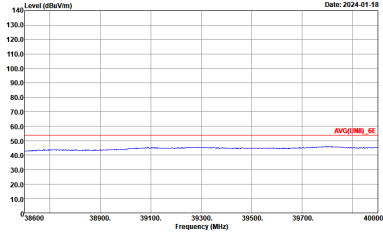
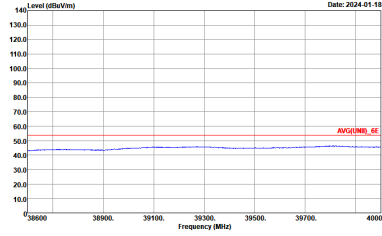


WIFI	Band 7 6525~6875MHz Harmonic @ 3m	
ANT	802.11be EHT80 Full CH151 6705MHz	
4+2	Horizontal	Vertical
<p>10.6G ~18G Avg.</p>	 <p>Date: 2024-01-03</p> <p>Site : 03CH02-CA Condition : AV6(UNIT)_6E 3m HORN_02113_230607 HORIZONTAL : RBW:1000.000KHz VBW:1.000KHz SWT:Auto</p>	 <p>Date: 2024-01-03</p> <p>Site : 03CH02-CA Condition : AV6(UNIT)_6E 3m HORN_02113_230607 VERTICAL : RBW:1000.000KHz VBW:1.000KHz SWT:Auto</p>
<p>38.6G ~40G AVG.</p>	 <p>Date: 2024-01-18</p> <p>Site : 03CH02-CA Condition : AV6(UNIT)_6E 1m SHF_HORN_841_230822 HORIZONTAL : RBW:1000.000KHz VBW:1.000KHz SWT:Auto</p>	 <p>Date: 2024-01-18</p> <p>Site : 03CH02-CA Condition : AV6(UNIT)_6E 1m SHF_HORN_841_230822 VERTICAL : RBW:1000.000KHz VBW:1.000KHz SWT:Auto</p>



WIFI	Band 7 6525~6875MHz Harmonic @ 3m	
ANT	802.11be EHT80 Full CH167 6785MHz	
4+2	Horizontal	Vertical
Peak Avg.	<p>Site : 03CH02-CA Condition : PEAK(UNIT)_6E 3m HORN_02113_230607 HORIZONTAL :</p>	<p>Site : 03CH02-CA Condition : PEAK(UNIT)_6E 3m HORN_02113_230607 VERTICAL :</p>



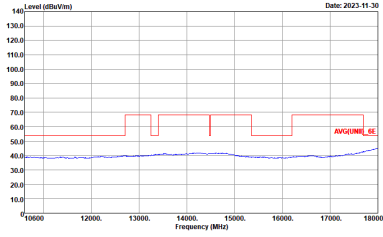
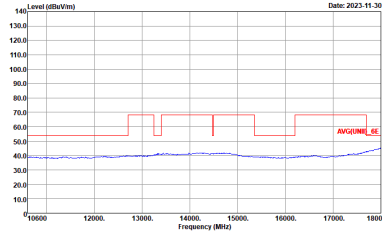
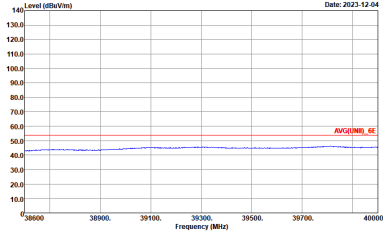
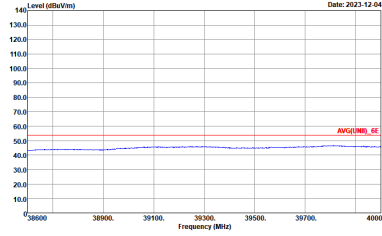
WIFI	Band 7 6525~6875MHz Harmonic @ 3m	
ANT	802.11be EHT80 Full CH167 6785MHz	
4+2	Horizontal	Vertical
<p>10.6G ~18G Avg.</p>	 <p>Date: 2024-01-03</p> <p>Site : 03CH02-CA Condition : AV6(UNIT)_GE 3m HORN_02113_230607 HORIZONTAL</p>	 <p>Date: 2024-01-03</p> <p>Site : 03CH02-CA Condition : AV6(UNIT)_GE 3m HORN_02113_230607 VERTICAL</p>
<p>38.6G ~40G AVG.</p>	 <p>Date: 2024-01-18</p> <p>Site : 03CH02-CA Condition : AV6(UNIT)_GE 1m SHF_HORN_841_230822 HORIZONTAL</p>	 <p>Date: 2024-01-18</p> <p>Site : 03CH02-CA Condition : AV6(UNIT)_GE 1m SHF_HORN_841_230822 VERTICAL</p>



Band 7 6525~6875MHz
WIFI 802.11be EHT160 Full (Harmonic @ 3m)

WIFI	Band 7 6525~6875MHz Harmonic @ 3m	
ANT	802.11be EHT160 Full CH143 6665MHz	
4+2	Horizontal	Vertical
Peak Avg.	<p>Site : 03CH02-CA Condition : PEAK(UNIT)_6E 3m HORN_02140_230109 HORIZONTAL</p>	<p>Site : 03CH02-CA Condition : PEAK(UNIT)_6E 3m HORN_02140_230109 VERTICAL</p>



WIFI	Band 7 6525~6875MHz Harmonic @ 3m	
ANT	802.11be EHT160 Full CH143 6665MHz	
4+2	Horizontal	Vertical
<p>10.6G ~18G Avg.</p>	 <p>Site : 03CH02-CA Condition : AV6(UNIT)_GE 3m HORN_02140_230109 HORIZONTAL</p>	 <p>Site : 03CH02-CA Condition : AV6(UNIT)_GE 3m HORN_02140_230109 VERTICAL</p>
<p>38.6G ~40G AVG.</p>	 <p>Site : 03CH02-CA Condition : AV6(UNIT)_GE 1m SHF_HORN_841_230822 HORIZONTAL</p>	 <p>Site : 03CH02-CA Condition : AV6(UNIT)_GE 1m SHF_HORN_841_230822 VERTICAL</p>



Emission below 1GHz
6GHz WIFI 802.11be EHT Full (LF)

WIFI	6GHz WIFI	
ANT	802.11be EHT Full LF	
4+2	Horizontal	Vertical
QP / Peak	<p>Site : 03CH02-CA Condition : QP 3m B1LOG_50392_230905 HORIZONTAL :</p>	<p>Site : 03CH02-CA Condition : QP 3m B1LOG_50392_230905 VERTICAL :</p>

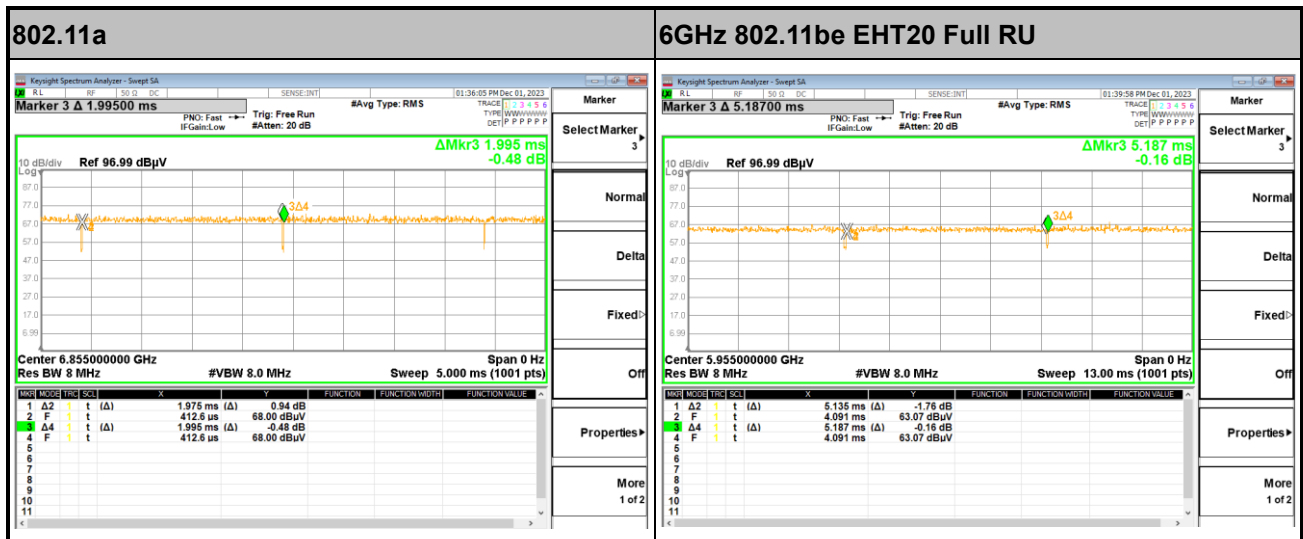


Appendix E. Duty Cycle Plots

<For Radiated Spurious Emission test>

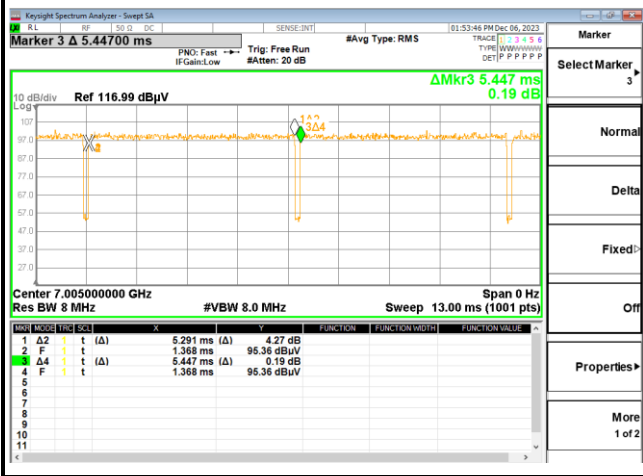
Antenna	Band	Duty Cycle(%)	T(us)	1/T(kHz)	VBW Setting
4+2	802.11a	99.00	-	-	10Hz
4+2	6GHz 802.11be EHT20 Full RU	99.00	-	-	10Hz
4+2	6GHz 802.11be EHT40 Full RU	97.14	5291	0.19	300Hz
4+2	6GHz 802.11be EHT80 Full RU	97.29	5385	0.19	300Hz
4+2	6GHz 802.11be EHT160 Full RU	97.46	5190	0.19	300Hz
4+2	6GHz 802.11be EHT320 Full RU	95.65	2640	0.38	1kHz

MIMO <Ant. 4+2>

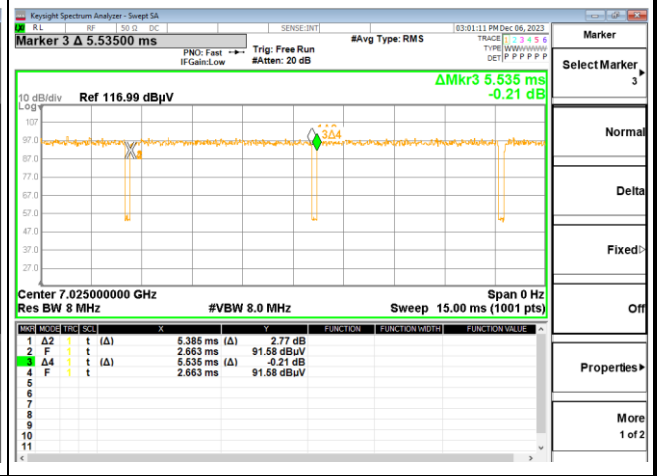




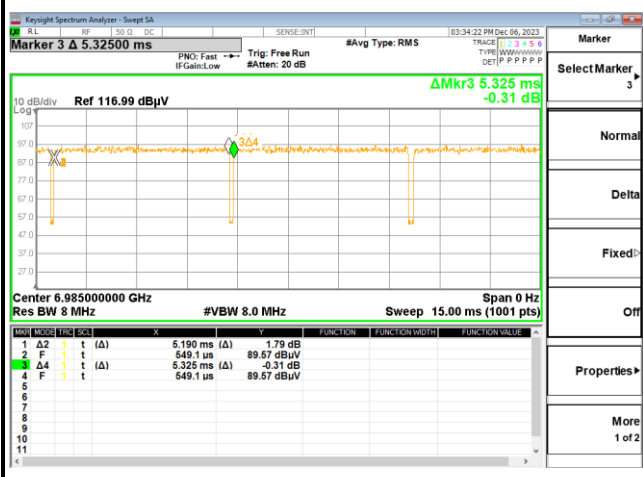
6GHz 802.11be EHT40 Full RU



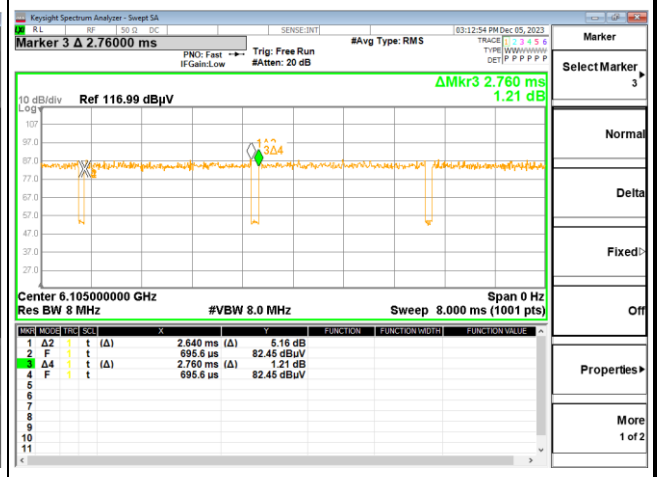
6GHz 802.11be EHT80 Full RU



6GHz 802.11be EHT160 Full RU



6GHz 802.11be EHT320 Full RU





<For Conducted test>

Antenna	Band	Duty Cycle(%)	T(us)	Duty Factor(dB)
4+2	802.11a for Ant 4	99.50	-	0.02
4+2	802.11a for Ant 2	99.50	-	0.02
4+2	6GHz 802.11be EHT20 Full RU for Ant 4	97.94	-	0.09
4+2	6GHz 802.11be EHT20 Full RU for Ant 2	97.61	-	0.10
4+2	6GHz 802.11be EHT40 Full RU for Ant 4	97.44	-	0.11
4+2	6GHz 802.11be EHT40 Full RU for Ant 2	97.79	-	0.10
4+2	6GHz 802.11be EHT80 Full RU for Ant 4	97.82	-	0.10
4+2	6GHz 802.11be EHT80 Full RU for Ant 2	98.04	-	0.09
4+2	6GHz 802.11be EHT160 Full RU for Ant 4	98.04	-	0.09
4+2	6GHz 802.11be EHT160 Full RU for Ant 2	98.22	-	0.08
4+2	6GHz 802.11be EHT320 Full RU for Ant 4	95.65	-	0.19
4+2	6GHz 802.11be EHT320 Full RU for Ant 2	95.87	-	0.18

MIMO <Ant. 4>

MIMO <Ant. 2>

