



FCC DFS TEST REPORT

FCC ID : S9GR650
Equipment : R650 Access Point
Brand Name : Ruckus
Model Name : R650
Applicant : Ruckus Wireless, Inc.
350 West Java Drive, Sunnyvale ,
California 94089 United States
Manufacturer : Ruckus Wireless Inc.
350 West Java Drive, Sunnyvale ,
California 94089 United States
Standard : FCC Part 15 Subpart E

The product was received on Nov. 11, 2019 and testing was started from Nov. 11, 2019 and completed on Dec. 09, 2019. We, Sporton International (USA) Inc., would like to declare that the tested sample has been evaluated in accordance with the procedures given in FCC Part 15 Subpart E and shown compliance with the applicable technical standards.

The report must not be used by the client to claim product certification, approval, or endorsement by TAF or any agency of government.

The test results in this report apply exclusively to the tested model / sample. Without written approval of Sporton International (USA) Inc., the test report shall not be reproduced except in full.

Approved by: Ken Chen

Sporton International (USA) Inc.

1175 Montague Expressway, Milpitas, CA 95035



Table of Contents

History of this test report.....	3
Summary of Test Result.....	4
1 General Description	5
1.1 Feature of Equipment Under Test	5
1.2 Modification of EUT	5
1.3 Testing Site	5
1.4 Applied Standards	5
1.5 Support Unit used in test configuration and system	5
2 Requirements and Parameters for DFS Test.....	6
2.1 Summary of Dynamic Frequency Selection Test	6
2.2 Applicability of DFS Requirements	7
2.3 DFS Detection Thresholds.....	9
2.4 DFS Response requirement values.....	10
2.5 Short Pulse Radar Test Waveforms	11
2.6 Long Pulse Radar Test Waveform	13
2.7 Frequency Hopping Radar Test Waveform	15
3 Calibration Setup and DFS Test Results	16
3.1 Calibration of Radar Waveform	16
3.2 U-NII Detection Bandwidth	26
3.3 Channel Availability Check	34
3.4 In-Service Monitoring: Channel Move Time, Channel Closing Transmission Time and Non-Occupancy Period.....	40
3.5 Statistical Performance Check	48
4 List of Measuring Equipment.....	64
Appendix B. Setup Photographs	



History of this test report

Report No.	Version	Description	Issue Date
FZ191120001	01	Initial issue of report	Dec. 20, 2019
FZ191120001	02	Revised the description of 80+80MHz at Page 59 and 63.	Jan. 13, 2020
FZ191120001	03	Add radar parameters at Appendix A.	Jan. 31, 2020



Summary of Test Result

Report Clause	Ref Std. Clause	Test Items	Result (PASS/FAIL)	Remark
3.2	7.8.1	U-NII Detection Bandwidth	Pass	-
3.3	7.8.2	Channel Availability Check Time	Pass	-
3.4	7.8.3	Channel Move Time	Pass	-
		Channel Closing Transmission Time	Pass	-
		Non-Occupancy Period Test	Pass	-
3.5	7.8.4	Statistical Performance Check	Pass	-

Declaration of Conformity:

The test results with all measurement uncertainty excluded are presented in accordance with the regulation limits or requirements declared by manufacturers.

Comments and Explanations:

The declared of product specification for EUT presented in the report are provided by the manufacturer, and the manufacturer takes all the responsibilities for the accuracy of product specification.



1 General Description

1.1 Feature of Equipment Under Test

Bluetooth, Wi-Fi 2.4GHz 802.11b/g/n, and Wi-Fi 5GHz 802.11a/n/ac, and Zigbee.

Product Specification subjective to this standard	
Antenna Type	WLAN 2.4GHz: <Ant. 1> Omni Antenna <Ant. 2> Omni Antenna WLAN 5GHz: <Ant. 1> Omni Antenna <Ant. 2> Omni Antenna Bluetooth: Omni Antenna Zigbee: Omni Antenna

1.2 Modification of EUT

No modifications are made to the EUT during all test items.

1.3 Testing Site

Test Site	Sporton International (USA) Inc.
Test Site Location	1175 Montague Expressway, Milpitas, CA 95035 TEL : 408 9043300
Test Site No.	Sporton Site No.
	DFS01-CA

1.4 Applied Standards

According to the specifications of the manufacturer, the EUT must comply with the requirements of the following standards:

- ♦ FCC Part 15 Subpart E
- ♦ FCC KDB 905462 D02 UNII DFS Compliance Procedures New Rules v02
- ♦ FCC KDB 905462 D03 UNII Clients Without Radar Detection New Rules v01r02

Remark: All test items were verified and recorded according to the standards and without any deviation during the test.

1.5 Support Unit used in test configuration and system

Item	Equipment	Trade Name	Model Name	FCC ID	HW / FW Version	Power Cord
1.	Notebook	MSI	MS-1615	PD93165NG	N/A	AC I/P: Unshielded, 1.2 m DC O/P: Shielded, 1.8 m



2 Requirements and Parameters for DFS Test

2.1 Summary of Dynamic Frequency Selection Test

UNII	Description	Limit
U-NII Band 2-A 5250-5350 MHz	Channel Availability Check Time	> 60sec
	U-NII Detection Bandwidth	> 100% of the U-NII 99% transmission power bandwidth
	Statistical Performance Check	Type 1,2,3,4 >= 60% Type 1~4 and 5 >= 80% Type 6 >= 70%
	Channel Move Time	< 10 sec
	Channel Closing Transmission Time	< 200 ms + aggregate of 60 ms over remaining 10 s period
	Non-Occupancy Period Test	> 30 minutes
U-NII Band 2-C 5470-5725 MHz	Channel Availability Check Time	> 60sec
	U-NII Detection Bandwidth	> 100% of the U-NII 99% transmission power bandwidth
	Statistical Performance Check	Type 1,2,3,4 >= 60% Type 1~4 and 5 >= 80% Type 6 >= 70%
	Channel Move Time	< 10 sec
	Channel Closing Transmission Time	< 200 ms + aggregate of 60 ms over remaining 10 s period
	Non-Occupancy Period Test	> 30 minutes



2.2 Applicability of DFS Requirements

EUT is considered as a master device.

Table 1: Applicability of DFS Requirements Prior to Use of a Channel

Requirement	Operational Mode		
	Master	Client Without Radar Detection	Client With Radar Detection
Non-Occupancy Period	Yes	Not required	Yes
DFS Detection Threshold	Yes	Not required	Yes
Channel Availability Check Time	Yes	Not required	Not required
U-NII Detection Bandwidth	Yes	Not required	Yes



Table 2: Applicability of DFS requirements during normal operation

Requirement	Operational Mode		
	Master	Client Without Radar Detection	Client With Radar Detection
DFS Detection Threshold	Yes	Not required	Yes
Channel Closing Transmission Time	Yes	Yes	Yes
Channel Move Time	Yes	Yes	Yes
U-NII Detection Bandwidth	Yes	Not required	Yes
Client Beacon Test	N/A	Yes	Yes

Additional requirements for devices with multiple bandwidth modes	Operational Mode	
	Master or Client With Radar Detection	Client Without Radar Detection
U-NII Detection Bandwidth and Statistical Performance Check	All BW modes must be tested	Not required
Channel Move Time and Channel Closing Transmission Time	Test using widest BW mode available	Test using the widest BW mode available for the link
All other tests	Any single BW mode	Not required

Note

Frequencies selected for statistical performance check (Section 7.8.4) should include several frequencies within the radar detection bandwidth and frequencies near the edge of the radar detection bandwidth. For 802.11 devices it is suggested to select frequencies in each of the bonded 20 MHz channels and the channel center frequency.



2.3 DFS Detection Thresholds

Table 3 below provides the DFS Detection Thresholds for Master Devices as well as Client Devices incorporating In-Service Monitoring.

Table 3: DFS Detection Thresholds for Master Devices

Maximum Transmit Power	Value (see notes 1, 2, and 3)
EIRP \geq 200 milliwatt	-64 dBm
EIRP < 200 milliwatt and power spectral density < 10 dBm/MHz	-62 dBm
EIRP < 200 milliwatt that do not meet the power spectral density requirement	-64 dBm

Note 1: This is the level at the input of the receiver assuming a 0 dBi receive antenna.
Note 2: Throughout these test procedures an additional 1 dB has been added to the amplitude of the test transmission waveforms to account for variations in measurement equipment. This will ensure that the test signal is at or above the detection threshold level to trigger a DFS response.
Note 3: EIRP is based on the highest antenna gain. For MIMO devices refer to KDB Publication 662911 D01.

The radar *Detection Threshold*, lowest antenna gain is the parameter of Interference radar DFS detection threshold, The Interference Detection Threshold is the (-64dBm).



2.4 DFS Response requirement values

Table 4 provides the response requirements for Master and Client Devices incorporating DFS.

Table 4: DFS Response Requirement Values

Parameter	Value
<i>Non-occupancy period</i>	Minimum 30 minutes
<i>Channel Availability Check Time</i>	60 seconds
<i>Channel Move Time</i>	10 seconds See Note 1.
<i>Channel Closing Transmission Time</i>	200 milliseconds + an aggregate of 60 milliseconds over remaining 10 second period. See Notes 1 and 2.
<i>U-NII Detection Bandwidth</i>	Minimum 100% of the 99% power bandwidth See Note 3.

Note 1: *Channel Move Time* and the *Channel Closing Transmission Time* should be performed with Radar Type 0. The measurement timing begins at the end of the Radar Type 0 burst.

Note 2: The *Channel Closing Transmission Time* is comprised of 200 milliseconds starting at the beginning of the *Channel Move Time* plus any additional intermittent control signals required to facilitate *Channel* changes (an aggregate of 60 milliseconds) during the remainder of the 10 second period. The aggregate duration of control signals will not count quiet periods in between transmissions.

Note 3: During the *U-NII Detection Bandwidth* detection test, radar type 0 is used and for each frequency step the minimum percentage of detection is 90%. Measurements are performed with no data traffic.



2.5 Short Pulse Radar Test Waveforms

Radar Type 0 was used in the evaluation of the Client device for the purpose of measuring the Channel Move Time and the Channel Closing Transmission Time.

Radar Type	Pulse Width (μsec)	PRI (μsec)	Number of Pulses	Minimum Percentage of Successful Detection	Minimum Trials
0	1	1428	18	See Note 1.	See Note 1.
1	1	Test A Test B	Roundup $\left\{ \begin{matrix} \left(\frac{1}{360} \right) \cdot \\ \left(\frac{19 \cdot 10^6}{PRI_{\mu sec}} \right) \end{matrix} \right\}$	60%	30
2	1-5	150-230	23-29	60%	30
3	6-10	200-500	16-18	60%	30
4	11-20	200-500	12-16	60%	30
Aggregate (Radar Types 1-4)				80%	120
Note 1: Short Pulse Radar Type 0 should be used for the detection bandwidth test, channel move time, and channel closing time tests.					

Test A: 15 unique PRI values randomly selected from the list of 23 PRI values in Table 5a

Test B: 15 unique PRI values randomly selected within the range of 518-3066 μsec, with a minimum increment of 1 μsec, excluding PRI values selected in Test A

A minimum of 30 unique waveforms are required for each of the Short Pulse Radar Types 2 through 4. If more than 30 waveforms are used for Short Pulse Radar Types 2 through 4, then each additional waveform must also be unique and not repeated from the previous waveforms.

If more than 30 waveforms are used for Short Pulse Radar Type 1, then each additional waveform is generated with Test B and must also be unique and not repeated from the previous waveforms in Tests A or B.

The aggregate is the average of the percentage of successful detections of short pulse radar types 1-4.



Table 5a - Pulse Repetition Intervals Values for Test A

Pulse Repetition Frequency Number (1 to 23)	Pulse Repetition Frequency (Pulses Per Second)	Pulse Repetition Interval (Microseconds)
1	1930.5	518
2	1858.7	538
3	1792.1	558
4	1730.1	578
5	1672.2	598
6	1618.1	618
7	1567.4	638
8	1519.8	658
9	1474.9	678
10	1432.7	698
11	1392.8	718
12	1355.0	738
13	1319.3	758
14	1285.3	778
15	1253.1	798
16	1222.5	818
17	1193.3	838
18	1165.5	858
19	1139.0	878
20	1113.6	898
21	1089.3	918
22	1066.1	938
23	326.2	3066



2.6 Long Pulse Radar Test Waveform

Radar Type	Pulse Width (µsec)	Chirp Width (MHz)	PRI (µsec)	Number of Pulses per Burst	Number of Bursts	Minimum Percentage of Successful Detection	Minimum Trials
5	50-100	5-20	1000-2000	1-3	8-20	80%	30

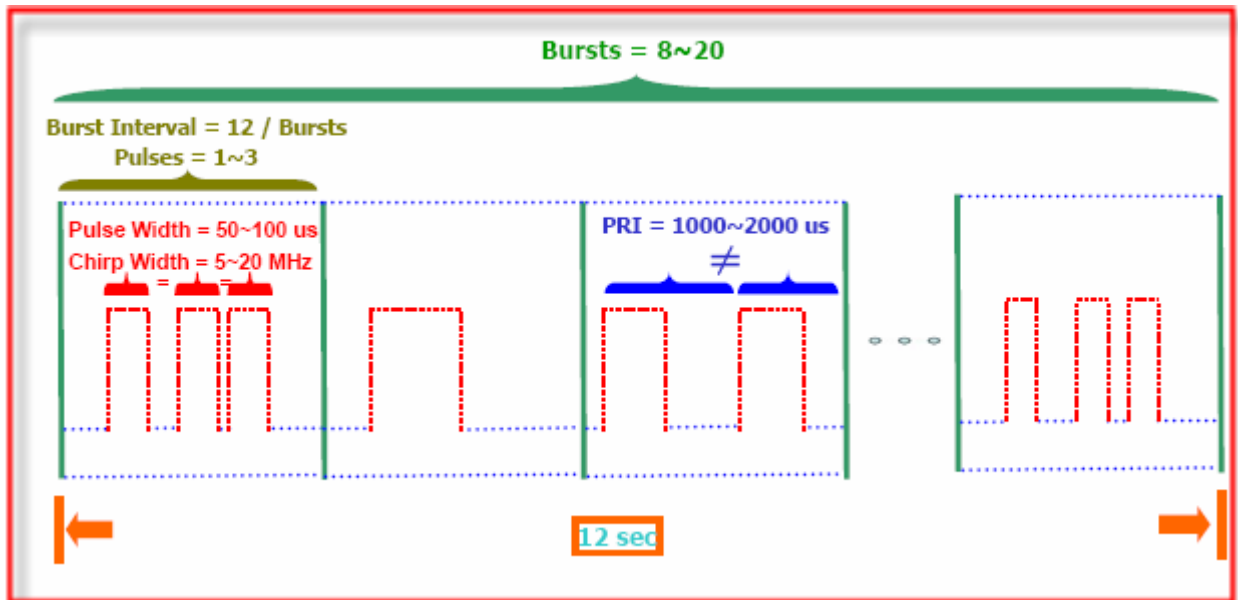
The parameters for this waveform are randomly chosen. Thirty unique waveforms are required for the Long Pulse radar test signal. If more than 30 waveforms are used for the Long Pulse radar test signal, then each additional waveform must also be unique and not repeated from the previous waveforms. Each waveform is defined as follows:

Note: The center frequency for each of the 30 trials of the Bin 5 radar shall be randomly selected within 80% of the Occupied Bandwidth.

- (1) The transmission period for the Long Pulse Radar test signal is 12 seconds.
- (2) There are a total of 8 to 20 Bursts in the 12 second period, with the number of Bursts being randomly chosen. This number is Burst_Count.
- (3) Each Burst consists of 1 to 3 pulses, with the number of pulses being randomly chosen. Each Burst within the 12 second sequence may have a different number of pulses.
- (4) The pulse width is between 50 and 100 microseconds, with the pulse width being randomly chosen. Each pulse within a Burst will have the same pulse width. Pulses in different Bursts may have different pulse widths.
- (5) Each pulse has a linear frequency modulated chirp between 5 and 20 MHz, with the chirp width being randomly chosen. Each pulse within a **transmission period** will have the same chirp width. The chirp is centered on the pulse. For example, with a radar frequency of 5300 MHz and a 20 MHz chirped signal, the chirp starts at 5290 MHz and ends at 5310 MHz
- (6) If more than one pulse is present in a Burst, the time between the pulses will be between 1000 and 2000 microseconds, with the time being randomly chosen. If three pulses are present in a Burst, the time between the first and second pulses is chosen independently of the time between the second and third pulses.
- (7) The 12 second transmission period is divided into even intervals. The number of intervals is equal to Burst_Count. Each interval is of length $(12,000,000 / \text{Burst_Count})$ microseconds. Each interval contains one Burst. The start time for the Burst, relative to the beginning of the interval, is between 1 and $[(12,000,000 / \text{Burst_Count}) - (\text{Total Burst Length}) + (\text{One Random PRI Interval})]$ microseconds, with the start time being randomly chosen. The step interval for the start time is 1 microsecond. The start time for each Burst is chosen independently.

A representative example of a Long Pulse radar test waveform:

- (1) The total test signal length is 12 seconds.
- (2) 8 Bursts are randomly generated for the Burst_Count.
- (3) Burst 1 has 2 randomly generated pulses.
- (4) The pulse width (for both pulses) is randomly selected to be 75 microseconds.
- (5) The PRI is randomly selected to be at 1213 microseconds.
- (6) Bursts 2 through 8 are generated using steps 3 – 5.
- (7) Each Burst is contained in even intervals of 1,500,000 microseconds. The starting location for Pulse 1, Burst 1 is randomly generated (1 to 1,500,000 minus the total Burst 1 length + 1 random PRI interval) at the 325,001 microsecond step. Bursts 2 through 8 randomly fall in successive 1,500,000 microsecond intervals (i.e. Burst 2 falls in the 1,500,001 – 3,000,000 microsecond range).

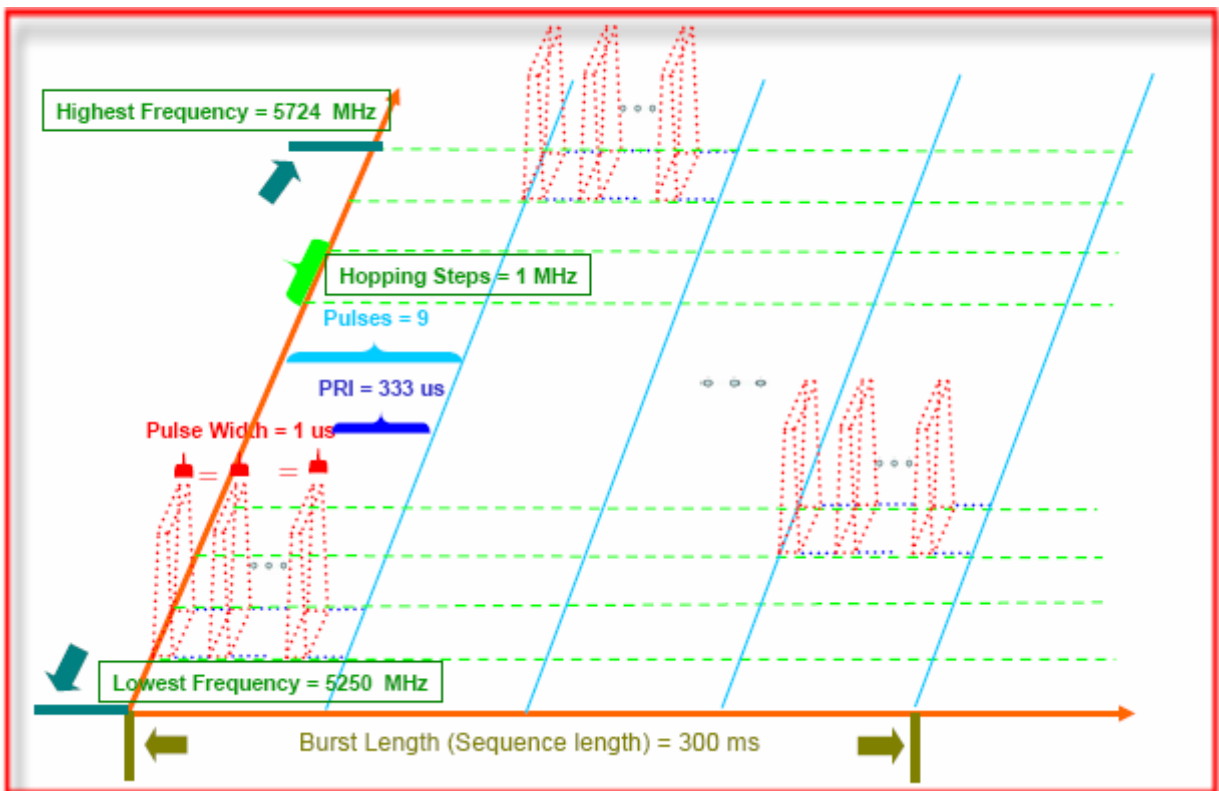


2.7 Frequency Hopping Radar Test Waveform

Radar Type	Pulse Width (µsec)	PRI (µsec)	Pulses per Hop	Hopping Rate (kHz)	Hopping Sequence Length (msec)	Minimum Percentage of Successful Detection	Minimum Trials
6	1	333	9	0.333	300	70%	30

For the Frequency Hopping Radar Type, the same Burst parameters are used for each waveform. The hopping sequence is different for each waveform and a 100-length segment is selected from the hopping sequence defined by the following algorithm:

The first frequency in a hopping sequence is selected randomly from the group of 475 integer frequencies from 5250 – 5724 MHz. Next, the frequency that was just chosen is removed from the group and a frequency is randomly selected from the remaining 474 frequencies in the group. This process continues until all 475 frequencies are chosen for the set. For selection of a random frequency, the frequencies remaining within the group are always treated as equally likely.



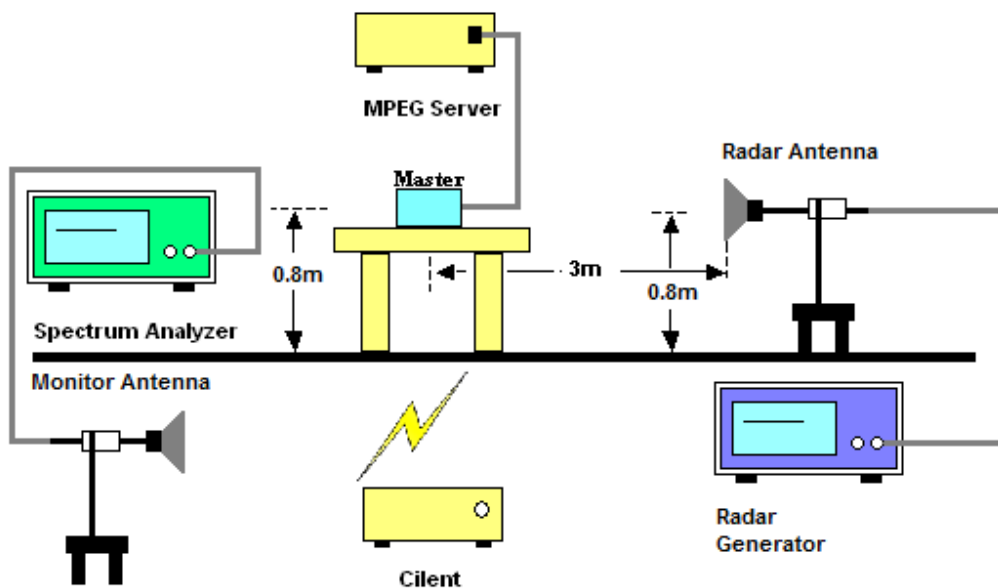
3 Calibration Setup and DFS Test Results

3.1 Calibration of Radar Waveform

3.1.1 Radar Waveform Calibration Procedure

The Interference Radar Detection Threshold Level is -64 dBm that had been taken into account the output power range and antenna gain. The following equipment setup was used to calibrate the conducted Radar Waveform. A vector signal generator was utilized to establish the test signal level for radar type 0~6. During this process there were no transmissions by either the Master or Client Device. The spectrum analyzer was switched to the zero span (Time Domain) at the frequency of the Radar Waveform generator. Peak detection was used. The spectrum analyzer resolution bandwidth (RBW) and video bandwidth (VBW) were set to 3 MHz to measure the radar waveform. The vector signal generator amplitude was set so that the power level measured at the spectrum analyzer was -64 dBm. Capture the spectrum analyzer plots on radar waveform.

3.1.2 Radiated Calibration Setup



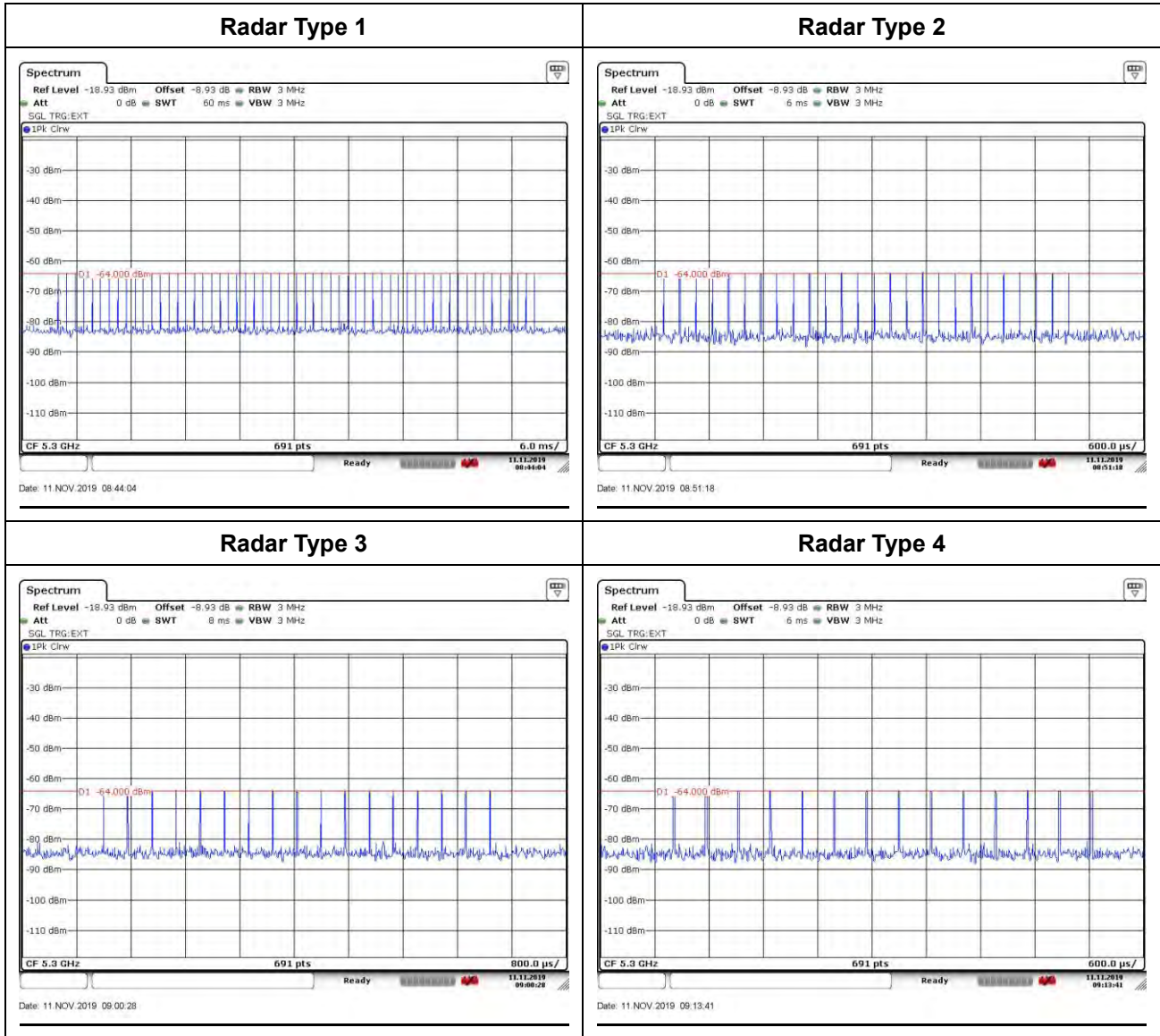
3.1.3 Calibration Deviation

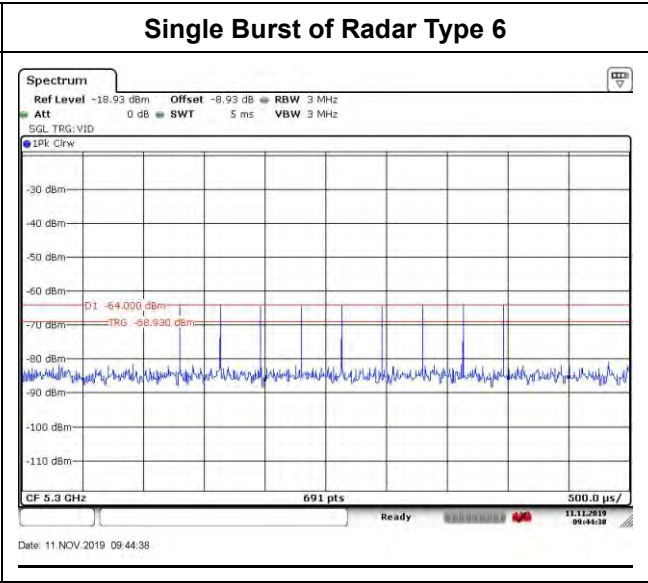
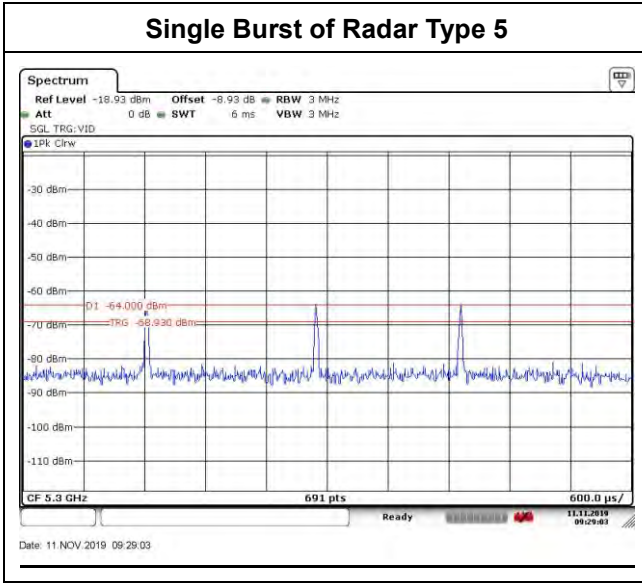
There is no deviation with the original standard.



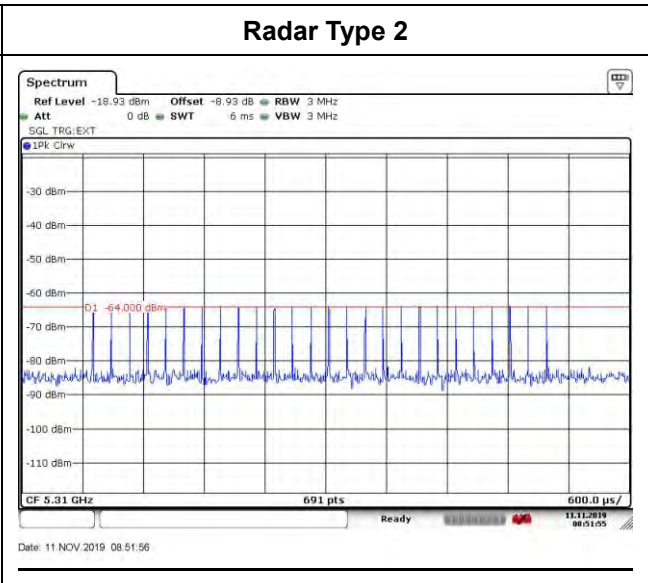
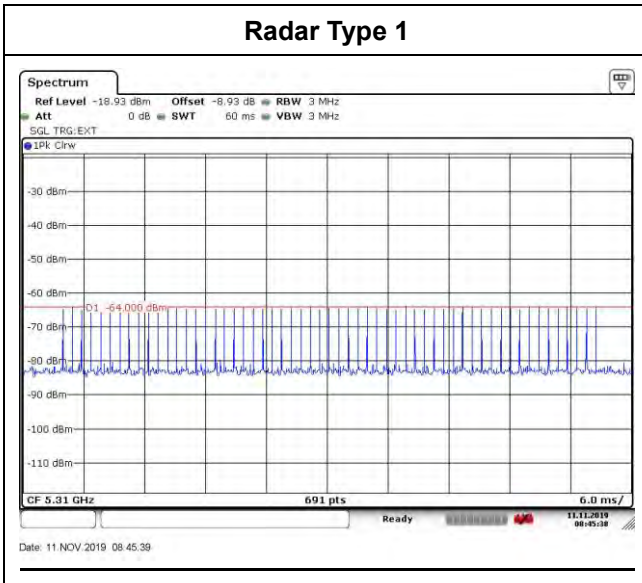
3.1.4 Radar Waveform Calibration Result

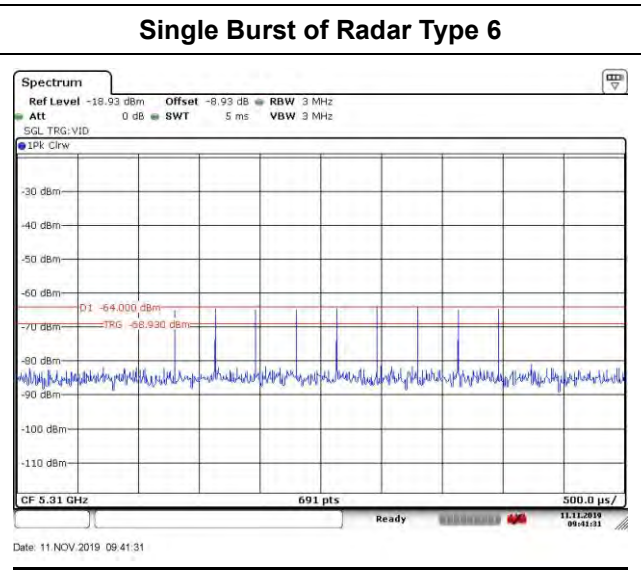
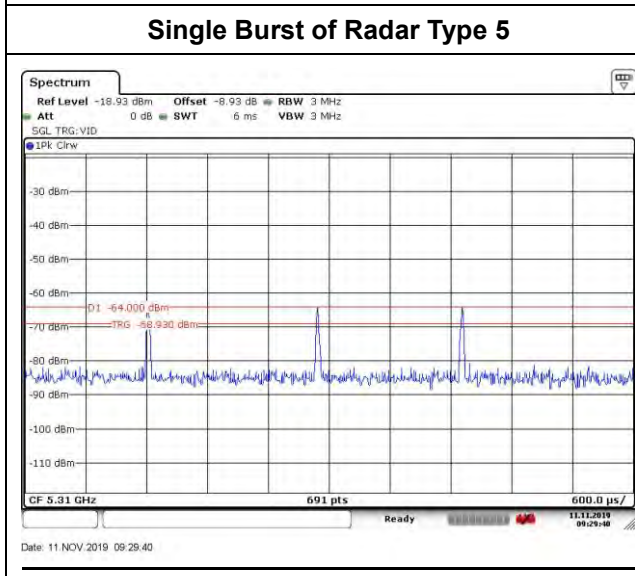
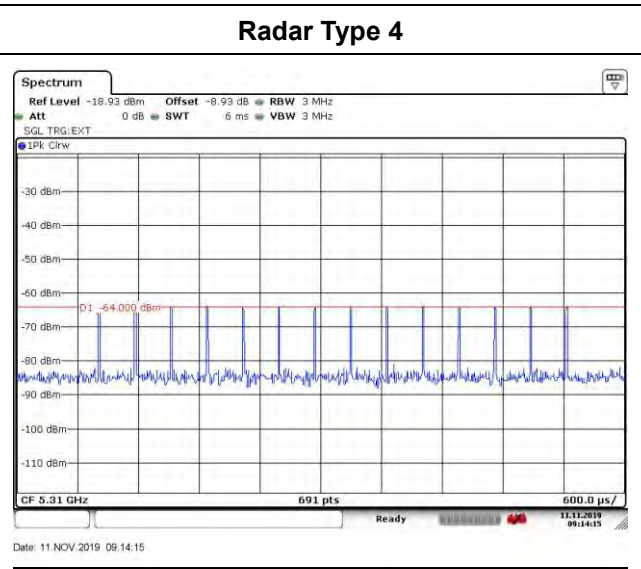
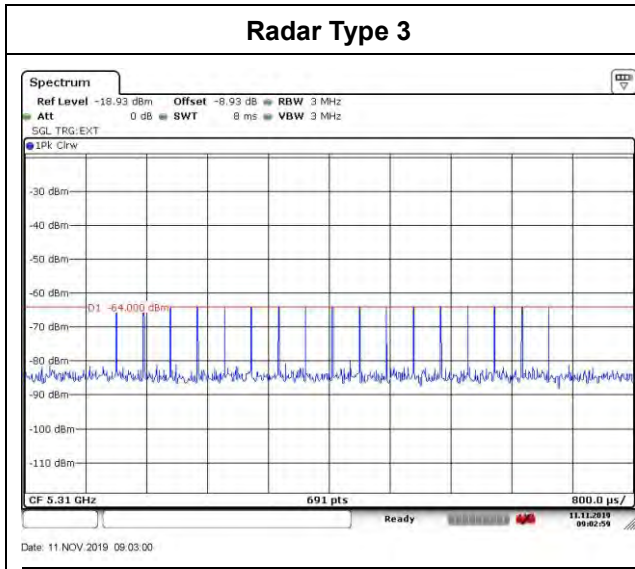
<20MHz / 5300MHz>





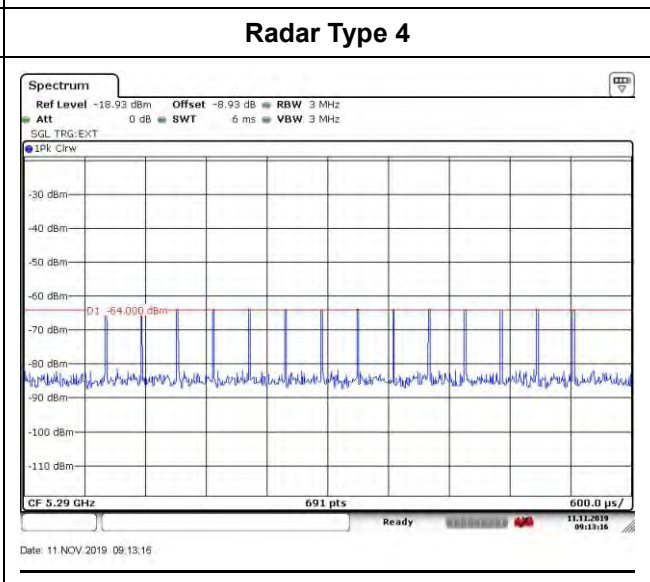
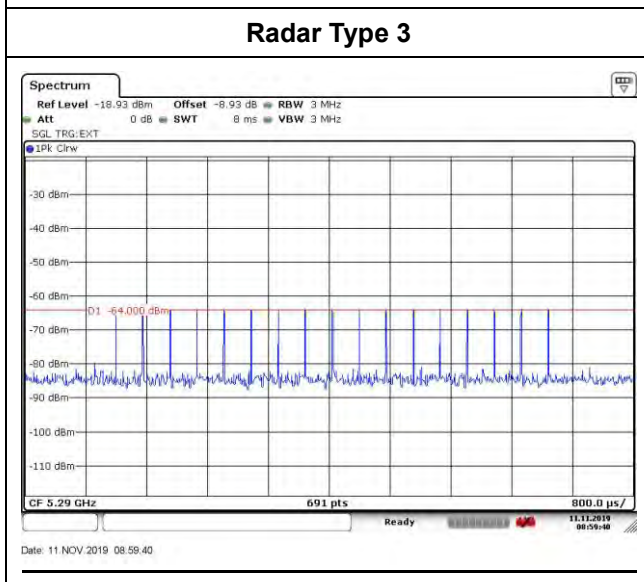
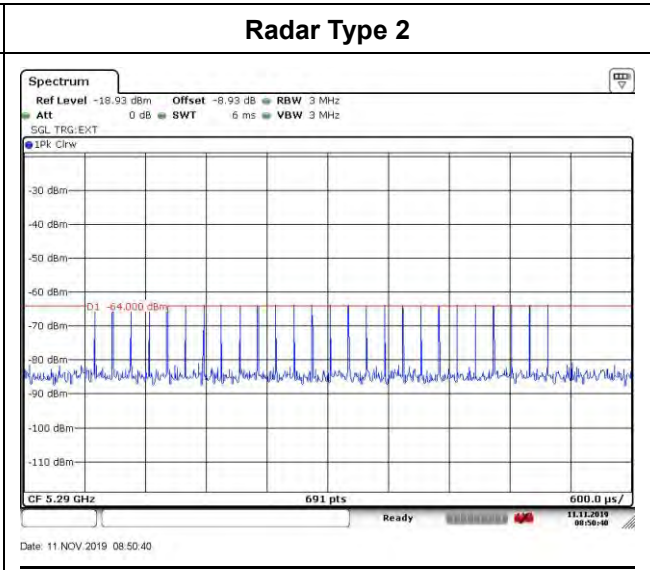
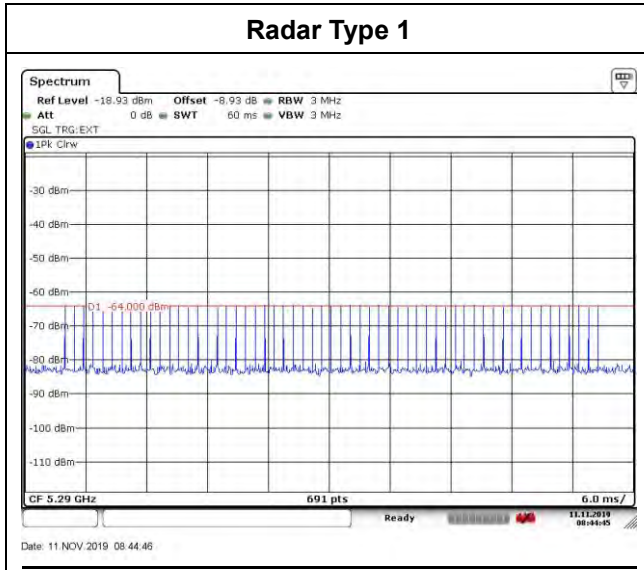
<40MHz / 5310MHz>





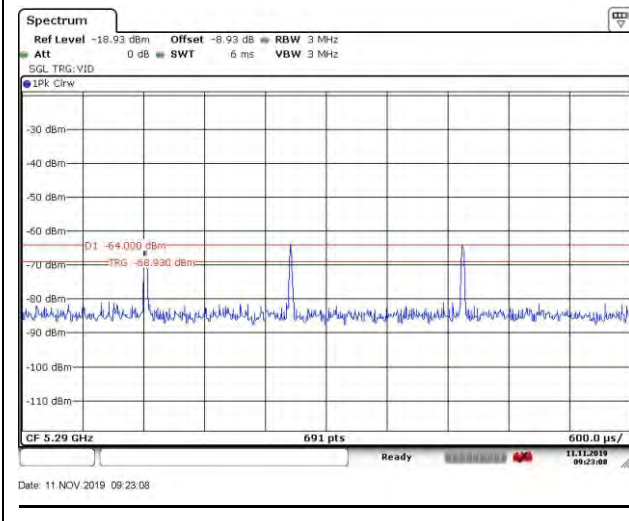


<80MHz / 5290MHz>

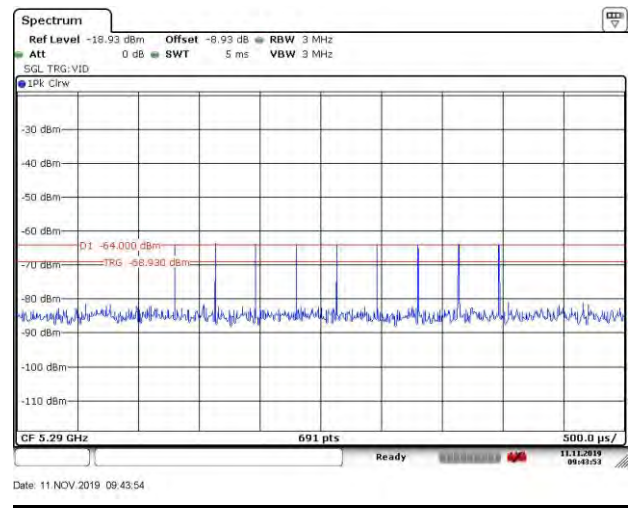




Single Burst of Radar Type 5



Single Burst of Radar Type 6

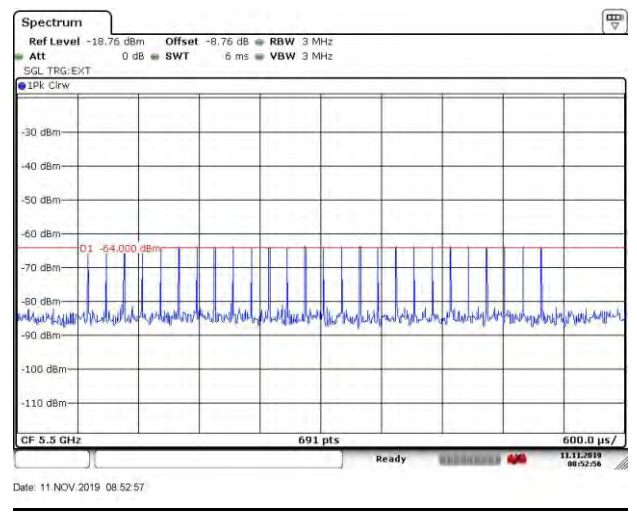


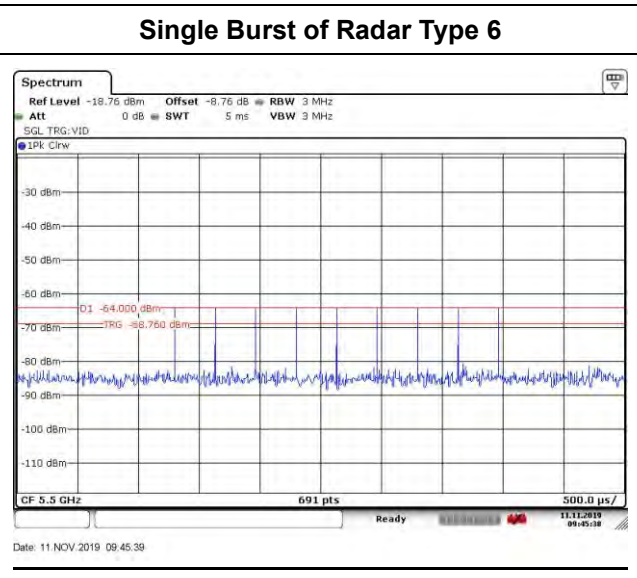
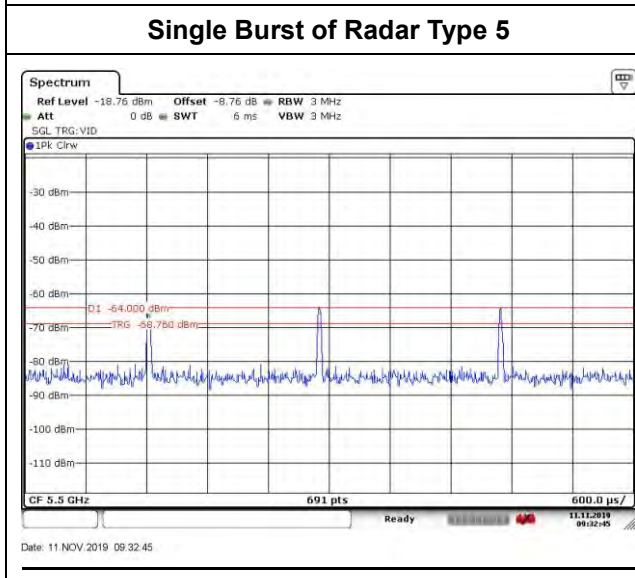
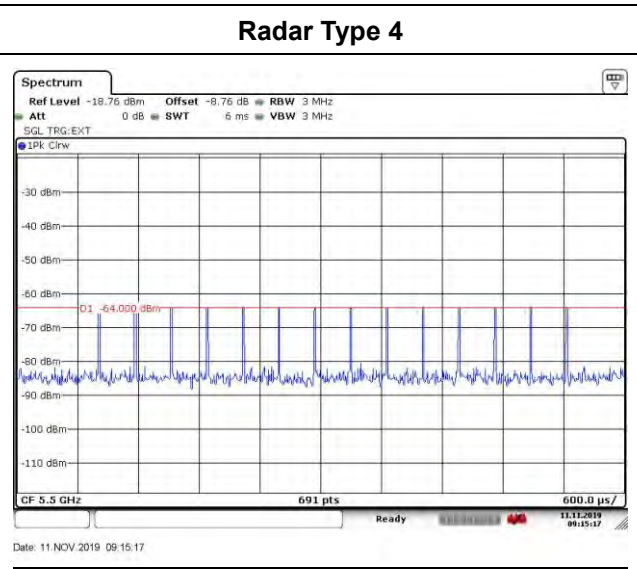
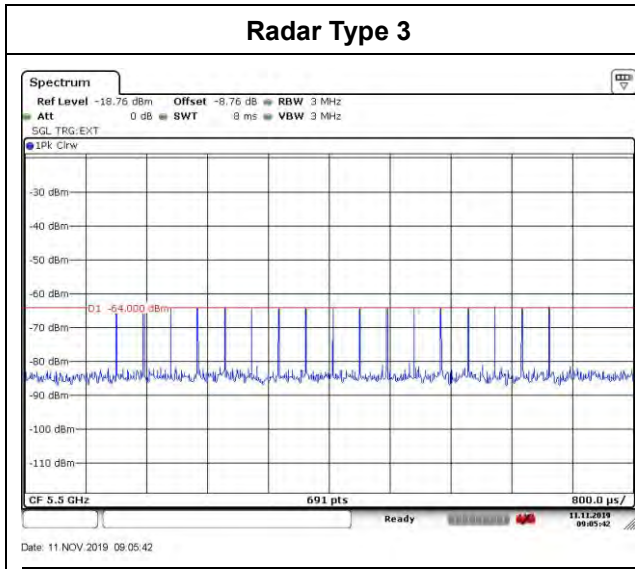
<20MHz / 5500MHz>

Radar Type 1



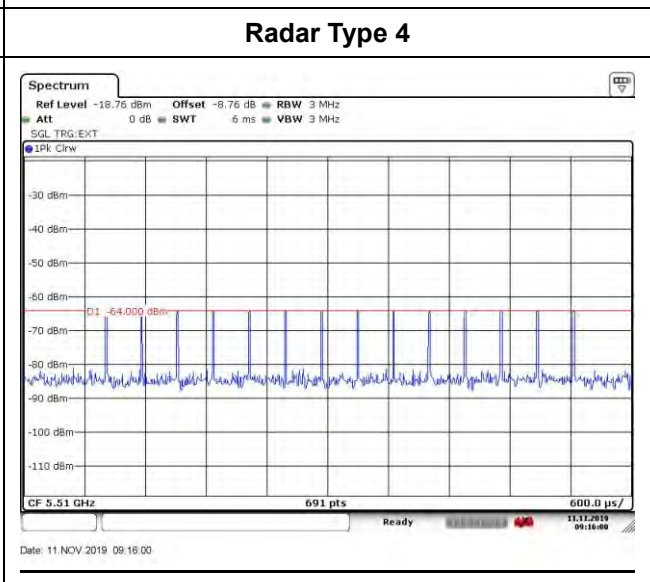
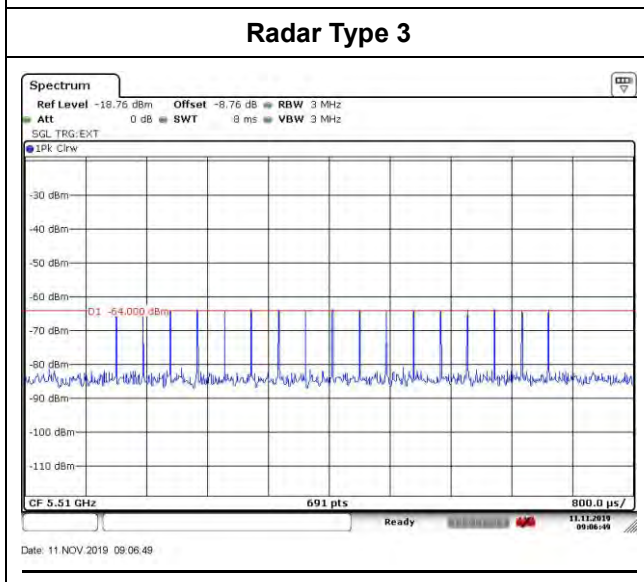
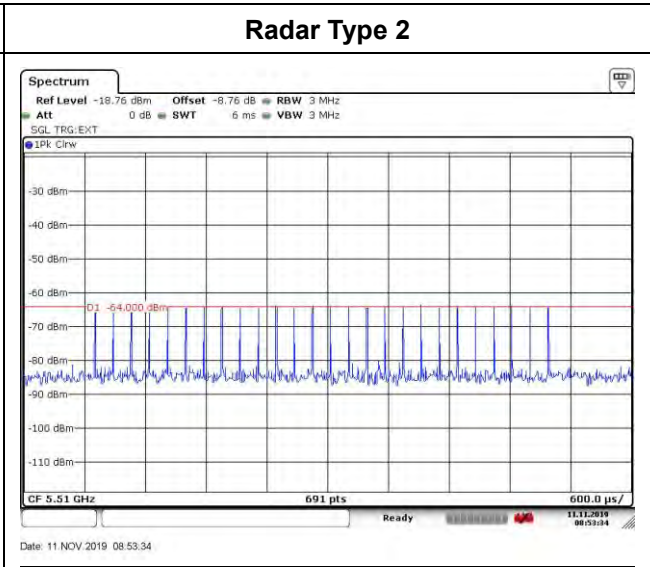
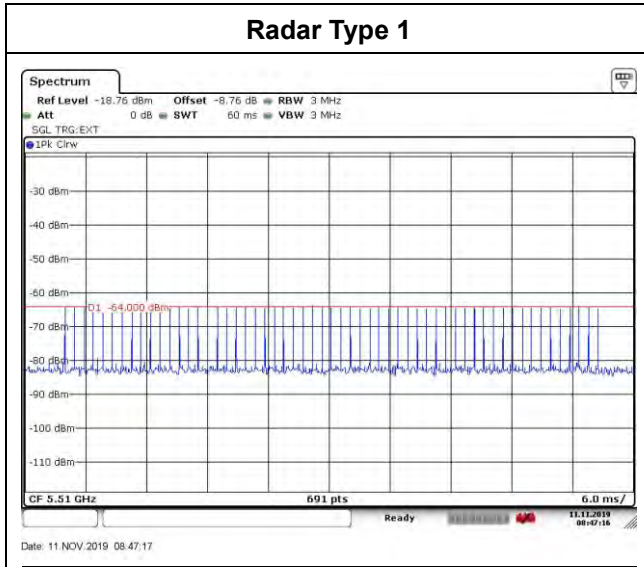
Radar Type 2

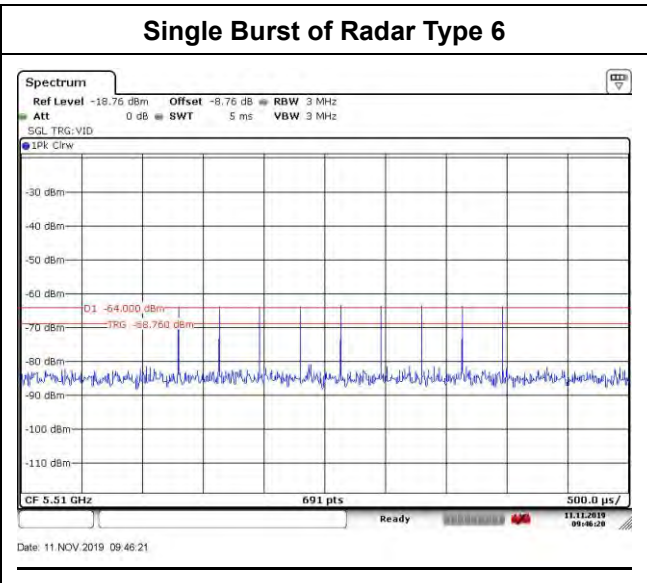
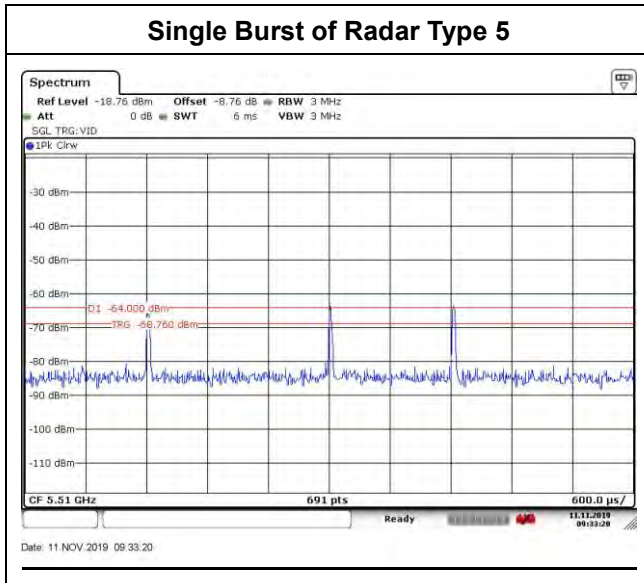




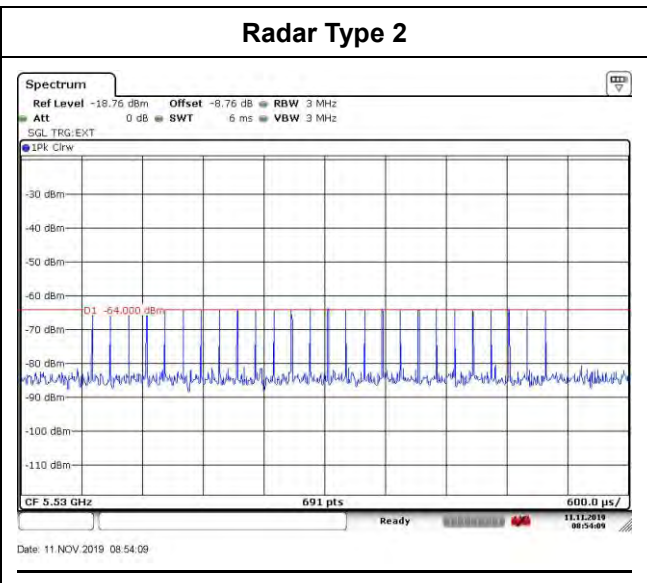
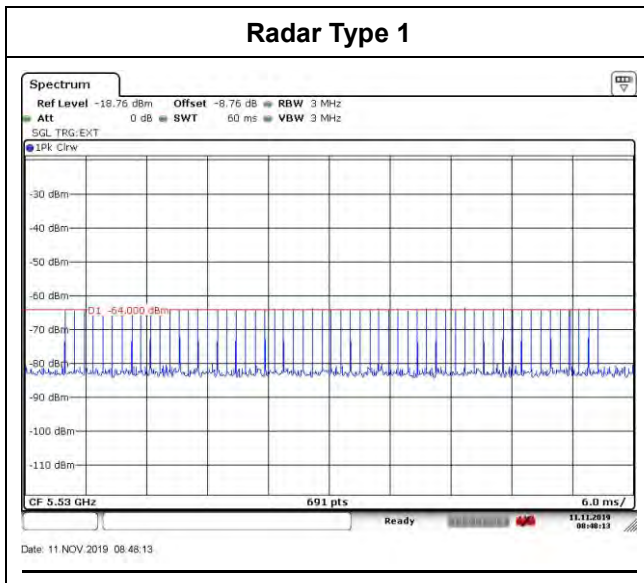


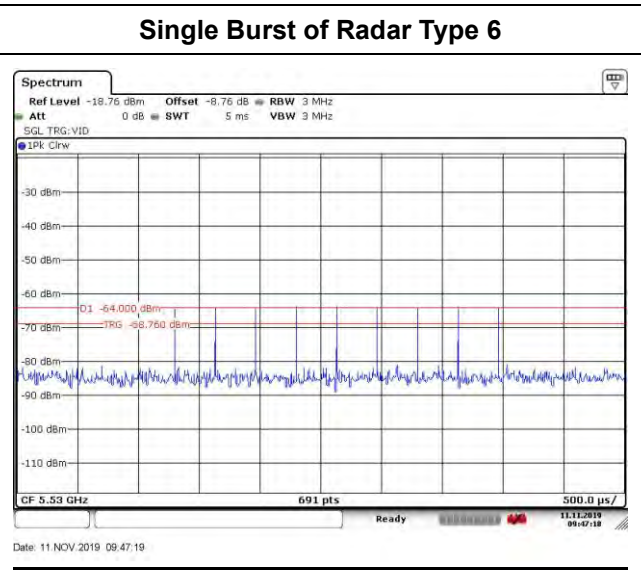
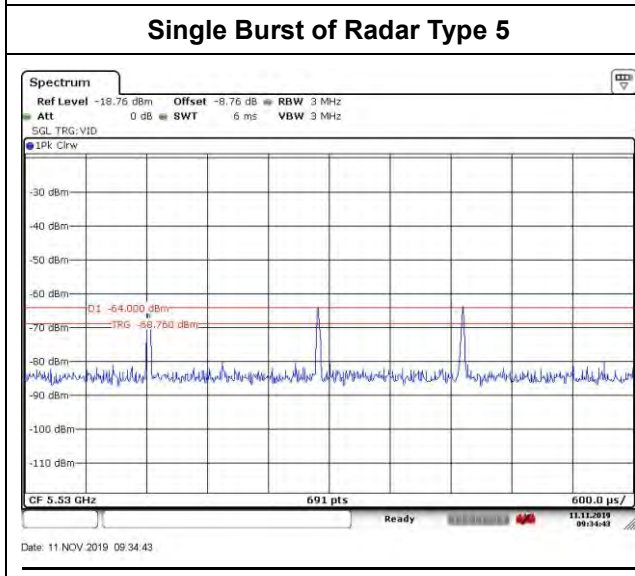
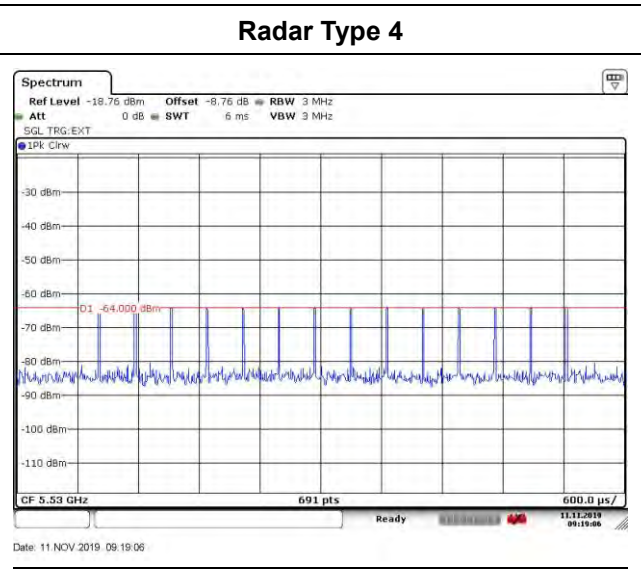
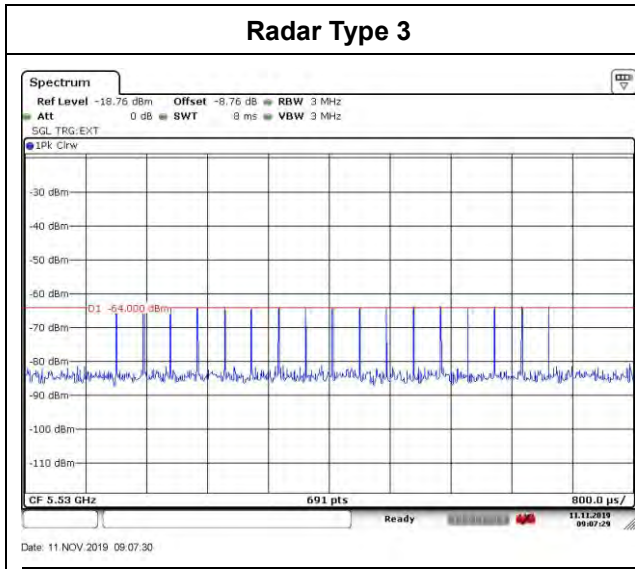
<40MHz / 5510MHz>





<80MHz / 5530MHz>







3.2 U-NII Detection Bandwidth

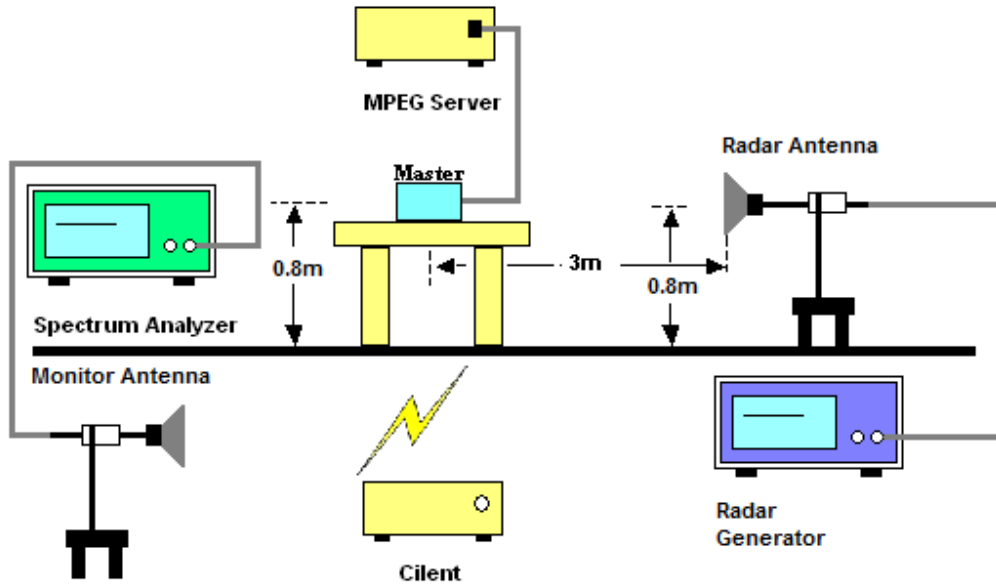
3.2.1 Limit of U-NII Detection Bandwidth

The U-NII Detection Bandwidth shall contain minimum 100% of the 99% power bandwidth. During the U-NII Detection Bandwidth detection test, radar type 0 is used and for each frequency step the minimum percentage of detection is 90%. Measurements are performed with no data traffic.

3.2.2 Test Procedures

- (1) Adjust the equipment to produce a single burst of the Short Pulse Radar Type 0 at the center frequency of the EUT Operating Channel at the specified DFS Detection Threshold level.
- (2) Set the EUT up as a standalone device (no associated Client or Master, as appropriate) and no traffic. Frame based systems will be set to a talk/listen ratio of 0%/100% during this test.
- (3) Generate a single radar burst, and note the response of the EUT. Repeat for a minimum of 10 trials. The EUT must detect the Radar Waveform using the specified U-NII Detection Bandwidth criterion.
- (4) Starting at the center frequency of the EUT operating Channel, increase the radar frequency in 5 MHz steps, repeating the above test sequence, until the detection rate falls below the U-NII Detection Bandwidth criterion specified in report clause 2.3. Repeat this measurement in 1MHz steps at frequencies 5 MHz below where the detection rate begins to fall. Record the highest frequency (denote as F_H) at which detection is greater than or equal to the U-NII Detection Bandwidth criterion. Recording the detection rate at frequencies above F_H is not required to demonstrate compliance.
- (5) Starting at the center frequency of the EUT operating Channel, decrease the radar frequency in 5 MHz steps, repeating the above test sequence, until the detection rate falls below the U-NII Detection Bandwidth criterion specified in report clause 2.3. Repeat this measurement in 1MHz steps at frequencies 5 MHz above where the detection rate begins to fall. Record the lowest frequency (denote as F_L) at which detection is greater than or equal to the U-NII Detection Bandwidth criterion. Recording the detection rate at frequencies below F_L is not required to demonstrate compliance.
- (6) The U-NII Detection Bandwidth is calculated as follows:
U-NII Detection Bandwidth = $F_H - F_L$

3.2.3 Test Setup



3.2.4 Test Deviation

There is no deviation with the original standard.



3.2.5 Result of U-NII Detection Bandwidth

<20MHz / 5300MHz>

Frequency (MHz)	Fc	Trial Number (Detection = Y, No Detection = N)										Rate (%)	F _H /F _L	
		1	2	3	4	5	6	7	8	9	10			
5289	-11	N	N	N	N	N	N	N	N	N	N	N	0%	
5290	-10	Y	Y	Y	Y	Y	Y	Y	Y	Y	Y	Y	100%	F _L
5291	-9	Y	Y	Y	Y	Y	Y	Y	Y	Y	Y	Y	100%	
5292	-8	Y	Y	Y	Y	Y	Y	Y	Y	Y	Y	Y	100%	
5293	-7	Y	Y	Y	Y	Y	Y	Y	Y	Y	Y	Y	100%	
5294	-6	Y	Y	Y	Y	Y	Y	Y	Y	Y	Y	Y	100%	
5295	-5	Y	Y	Y	Y	Y	Y	Y	Y	Y	Y	Y	100%	
5300	0	Y	Y	Y	Y	Y	Y	Y	Y	Y	Y	Y	100%	
5305	+5	Y	Y	Y	Y	Y	Y	Y	Y	Y	Y	Y	100%	
5306	+6	Y	Y	Y	Y	Y	Y	Y	Y	Y	Y	Y	100%	
5307	+7	Y	Y	Y	Y	Y	Y	Y	Y	Y	Y	Y	100%	
5308	+8	Y	Y	Y	Y	Y	Y	Y	Y	Y	Y	Y	100%	
5309	+9	Y	Y	Y	Y	Y	Y	Y	Y	Y	Y	Y	100%	
5310	+10	Y	Y	Y	Y	Y	Y	Y	Y	Y	Y	Y	100%	F _H
5311	+11	N	N	N	N	N	N	N	N	N	N	N	0%	

Detection Bandwidth = F_H – F_L = **5310 – 5290 = 20** MHz
 EUT 99% Bandwidth = **17.67** MHz (Refer to channel 60)



<40MHz / 5310MHz>

Frequency (MHz)	Fc	Trial Number (Detection = V, No Detection = N)										Rate (%)	F _H /F _L
		1	2	3	4	5	6	7	8	9	10		
5289	-21	N	N	N	N	N	N	N	N	N	N	0%	
5290	-20	Y	Y	Y	Y	Y	Y	Y	Y	Y	Y	100%	F _L
5291	-19	Y	Y	Y	Y	Y	Y	Y	Y	Y	Y	100%	
5292	-18	Y	Y	Y	Y	Y	Y	Y	Y	Y	Y	100%	
5293	-17	Y	Y	Y	Y	Y	Y	Y	Y	Y	Y	100%	
5294	-16	Y	Y	Y	Y	Y	Y	Y	Y	Y	Y	100%	
5295	-15	Y	Y	Y	Y	Y	Y	Y	Y	Y	Y	100%	
5300	-10	Y	Y	Y	Y	Y	Y	Y	Y	Y	Y	100%	
5305	-5	Y	Y	Y	Y	Y	Y	Y	Y	Y	Y	100%	
5310	0	Y	Y	Y	Y	Y	Y	Y	Y	Y	Y	100%	
5315	+5	Y	Y	Y	Y	Y	Y	Y	Y	Y	Y	100%	
5320	+10	Y	Y	Y	Y	Y	Y	Y	Y	Y	Y	100%	
5325	+15	Y	Y	Y	Y	Y	Y	Y	Y	Y	Y	100%	
5326	+16	Y	Y	Y	Y	Y	Y	Y	Y	Y	Y	100%	
5327	+17	Y	Y	Y	Y	Y	Y	Y	Y	Y	Y	100%	
5328	+18	Y	Y	Y	Y	Y	Y	Y	Y	Y	Y	100%	
5329	+19	Y	Y	Y	Y	Y	Y	Y	Y	Y	Y	100%	
5330	+20	Y	Y	Y	Y	Y	Y	Y	Y	Y	Y	100%	F _H
5331	+21	N	N	N	N	N	N	N	N	N	N	0%	

Detection Bandwidth = F_H – F_L = **5330 – 5290 = 40** MHz
EUT 99% Bandwidth = **36.208** MHz (Refer to channel 62)



<80MHz / 5290MHz>

Frequency (MHz)	Fc	Trial Number (Detection = V, No Detection = N)										Rate (%)	F _H /F _L
		1	2	3	4	5	6	7	8	9	10		
5249	-41	N	N	N	N	N	N	N	N	N	N	0%	
5250	-40	Y	Y	Y	Y	Y	Y	Y	Y	Y	Y	100%	F _L
5251	-39	Y	Y	Y	Y	Y	Y	Y	Y	Y	Y	100%	
5252	-38	Y	Y	Y	Y	Y	Y	Y	Y	Y	Y	100%	
5253	-37	Y	Y	Y	Y	Y	Y	Y	Y	Y	Y	100%	
5254	-36	Y	Y	Y	Y	Y	Y	Y	Y	Y	Y	100%	
5255	-35	Y	Y	Y	Y	Y	Y	Y	Y	Y	Y	100%	
5260	-30	Y	Y	Y	Y	Y	Y	Y	Y	Y	Y	100%	
5265	-25	Y	Y	Y	Y	Y	Y	Y	Y	Y	Y	100%	
5270	-20	Y	Y	Y	Y	Y	Y	Y	Y	Y	Y	100%	
5275	-15	Y	Y	Y	Y	Y	Y	Y	Y	Y	Y	100%	
5380	-10	Y	Y	Y	Y	Y	Y	Y	Y	Y	Y	100%	
5285	-5	Y	Y	Y	Y	Y	Y	Y	Y	Y	Y	100%	
5290	0	Y	Y	Y	Y	Y	Y	Y	Y	Y	Y	100%	
5295	+5	Y	Y	Y	Y	Y	Y	Y	Y	Y	Y	100%	
5300	+10	Y	Y	Y	Y	Y	Y	Y	Y	Y	Y	100%	
5305	+15	Y	Y	Y	Y	Y	Y	Y	Y	Y	Y	100%	
5310	+20	Y	Y	Y	Y	Y	Y	Y	Y	Y	Y	100%	
5315	+25	Y	Y	Y	Y	Y	Y	Y	Y	Y	Y	100%	
5320	+30	Y	Y	Y	Y	Y	Y	Y	Y	Y	Y	100%	
5325	+35	Y	Y	Y	Y	Y	Y	Y	Y	Y	Y	100%	
5326	+36	Y	Y	Y	Y	Y	Y	Y	Y	Y	Y	100%	
5327	+37	Y	Y	Y	Y	Y	Y	Y	Y	Y	Y	100%	
5328	+38	Y	Y	Y	Y	Y	Y	Y	Y	Y	Y	100%	
5329	+39	Y	Y	Y	Y	Y	Y	Y	Y	Y	Y	100%	
5330	+40	Y	Y	Y	Y	Y	Y	Y	Y	Y	Y	100%	F _H
5331	+41	N	N	N	N	N	N	N	N	N	N	0%	

Detection Bandwidth = F_H – F_L = **5330 – 5250 = 80 MHz**
EUT 99% Bandwidth = **78.321 MHz** (Refer to channel 58)



<20MHz / 5500MHz>

Frequency (MHz)	Fc	Trial Number (Detection = V, No Detection = N)										Rate (%)	F _H /F _L
		1	2	3	4	5	6	7	8	9	10		
5489	-11	N	N	N	N	N	N	N	N	N	N	0%	
5490	-10	Y	Y	Y	Y	Y	Y	Y	Y	Y	Y	100%	F _L
5491	-9	Y	Y	Y	Y	Y	Y	Y	Y	Y	Y	100%	
5492	-8	Y	Y	Y	Y	Y	Y	Y	Y	Y	Y	100%	
5493	-7	Y	Y	Y	Y	Y	Y	Y	Y	Y	Y	100%	
5494	-6	Y	Y	Y	Y	Y	Y	Y	Y	Y	Y	100%	
5495	-5	Y	Y	Y	Y	Y	Y	Y	Y	Y	Y	100%	
5500	0	Y	Y	Y	Y	Y	Y	Y	Y	Y	Y	100%	
5505	+5	Y	Y	Y	Y	Y	Y	Y	Y	Y	Y	100%	
5506	+6	Y	Y	Y	Y	Y	Y	Y	Y	Y	Y	100%	
5507	+7	Y	Y	Y	Y	Y	Y	Y	Y	Y	Y	100%	
5508	+8	Y	Y	Y	Y	Y	Y	Y	Y	Y	Y	100%	
5509	+9	Y	Y	Y	Y	Y	Y	Y	Y	Y	Y	100%	
5510	+10	Y	Y	Y	Y	Y	Y	Y	Y	Y	Y	100%	F _H
5511	+11	N	N	N	N	N	N	N	N	N	N	0%	

Detection Bandwidth = F_H – F_L = **5310 – 5290 = 20 MHz**
EUT 99% Bandwidth = **17.844 MHz** (Refer to channel 100)



<40MHz / 5510MHz>

Frequency (MHz)	Fc	Trial Number (Detection = V, No Detection = N)										Rate (%)	F _H /F _L
		1	2	3	4	5	6	7	8	9	10		
5489	-21	N	N	N	N	N	N	N	N	N	N	0%	
5490	-20	Y	Y	Y	Y	Y	Y	Y	Y	Y	Y	100%	F _L
5491	-19	Y	Y	Y	Y	Y	Y	Y	Y	Y	Y	100%	
5492	-18	Y	Y	Y	Y	Y	Y	Y	Y	Y	Y	100%	
5493	-17	Y	Y	Y	Y	Y	Y	Y	Y	Y	Y	100%	
5494	-16	Y	Y	Y	Y	Y	Y	Y	Y	Y	Y	100%	
5495	-15	Y	Y	Y	Y	Y	Y	Y	Y	Y	Y	100%	
5500	-10	Y	Y	Y	Y	Y	Y	Y	Y	Y	Y	100%	
5505	-5	Y	Y	Y	Y	Y	Y	Y	Y	Y	Y	100%	
5510	0	Y	Y	Y	Y	Y	Y	Y	Y	Y	Y	100%	
5515	+5	Y	Y	Y	Y	Y	Y	Y	Y	Y	Y	100%	
5520	+10	Y	Y	Y	Y	Y	Y	Y	Y	Y	Y	100%	
5525	+15	Y	Y	Y	Y	Y	Y	Y	Y	Y	Y	100%	
5526	+16	Y	Y	Y	Y	Y	Y	Y	Y	Y	Y	100%	
5527	+17	Y	Y	Y	Y	Y	Y	Y	Y	Y	Y	100%	
5528	+18	Y	Y	Y	Y	Y	Y	Y	Y	Y	Y	100%	
5529	+19	Y	Y	Y	Y	Y	Y	Y	Y	Y	Y	100%	
5530	+20	Y	Y	Y	Y	Y	Y	Y	Y	Y	Y	100%	F _H
5531	+21	N	N	N	N	N	N	N	N	N	N	0%	

Detection Bandwidth = F_H – F_L = 5530 – 5490 = 40 MHz
EUT 99% Bandwidth = 36.643 MHz (Refer to channel 102)



<80MHz / 5530MHz>

Frequency (MHz)	Fc	Trial Number (Detection = V, No Detection = N)										Rate (%)	F _H /F _L
		1	2	3	4	5	6	7	8	9	10		
5489	-41	N	N	N	N	N	N	N	N	N	N	0%	
5490	-40	Y	Y	Y	Y	Y	Y	Y	Y	Y	Y	100%	F _L
5491	-39	Y	Y	Y	Y	Y	Y	Y	Y	Y	Y	100%	
5492	-38	Y	Y	Y	Y	Y	Y	Y	Y	Y	Y	100%	
5493	-37	Y	Y	Y	Y	Y	Y	Y	Y	Y	Y	100%	
5494	-36	Y	Y	Y	Y	Y	Y	Y	Y	Y	Y	100%	
5495	-35	Y	Y	Y	Y	Y	Y	Y	Y	Y	Y	100%	
5500	-30	Y	Y	Y	Y	Y	Y	Y	Y	Y	Y	100%	
5505	-25	Y	Y	Y	Y	Y	Y	Y	Y	Y	Y	100%	
5510	-20	Y	Y	Y	Y	Y	Y	Y	Y	Y	Y	100%	
5515	-15	Y	Y	Y	Y	Y	Y	Y	Y	Y	Y	100%	
5520	-10	Y	Y	Y	Y	Y	Y	Y	Y	Y	Y	100%	
5525	-5	Y	Y	Y	Y	Y	Y	Y	Y	Y	Y	100%	
5530	0	Y	Y	Y	Y	Y	Y	Y	Y	Y	Y	100%	
5535	+5	Y	Y	Y	Y	Y	Y	Y	Y	Y	Y	100%	
5540	+10	Y	Y	Y	Y	Y	Y	Y	Y	Y	Y	100%	
5545	+15	Y	Y	Y	Y	Y	Y	Y	Y	Y	Y	100%	
5550	+20	Y	Y	Y	Y	Y	Y	Y	Y	Y	Y	100%	
5555	+25	Y	Y	Y	Y	Y	Y	Y	Y	Y	Y	100%	
5560	+30	Y	Y	Y	Y	Y	Y	Y	Y	Y	Y	100%	
5565	+35	Y	Y	Y	Y	Y	Y	Y	Y	Y	Y	100%	
5566	+36	Y	Y	Y	Y	Y	Y	Y	Y	Y	Y	100%	
5567	+37	Y	Y	Y	Y	Y	Y	Y	Y	Y	Y	100%	
5568	+38	Y	Y	Y	Y	Y	Y	Y	Y	Y	Y	100%	
5569	+39	Y	Y	Y	Y	Y	Y	Y	Y	Y	Y	100%	
5570	+40	Y	Y	Y	Y	Y	Y	Y	Y	Y	Y	100%	F _H
5571	+41	N	N	N	N	N	N	N	N	N	N	0%	

Detection Bandwidth = F_H – F_L = **5330 – 5250 = 80 MHz**
EUT 99% Bandwidth = **77.974 MHz** (Refer to channel 106)



3.3 Channel Availability Check

3.3.1 Limit of Channel Availability Check

The Initial Channel Availability Check Time tests that the EUT does not emit beacon, control, or data signals on the test Channel until the power-up sequence has been completed and the U-NII device checks for radar waveforms for **one minute** on the test Channel.

3.3.2 Test Procedures of Initial Channel Availability Check Time

This test does not use any radar waveforms and only needs to be performed one time.

- (1) The U-NII devices will be powered on and be instructed to operate on the appropriate U-NII Channel that must incorporate DFS functions. At the same time the EUT is powered on, the spectrum analyzer will be set to zero span mode with a 3 MHz RBW and 3 MHz VBW on the Channel occupied by the radar (Chr) with a 2.5 minute sweep time. The spectrum analyzer's sweep will be started at the same time power is applied to the U-NII device.
- (2) The EUT should not transmit any beacon or data transmissions until at least 1 minute after the completion of the power-on cycle.

3.3.3 Radar Burst at the Beginning of the Channel Availability Check Time

The steps below define the procedure to verify successful radar detection on the test Channel during a period equal to the Channel Availability Check Time and avoidance of operation on that Channel when a radar Burst with a level equal to the DFS Detection Threshold + 1 dB occurs at the beginning of the Channel Availability Check Time. This is illustrated in Figure 15.

- (1) The Radar Waveform generator and EUT are connected using the applicable test setup and the power of the EUT is switched off.
- (2) The EUT is powered on at T_0 . T_1 denotes the instant when the EUT has completed its power-up sequence (T_{power_up}). The Channel Availability Check Time commences on Chr at instant T_1 and will end no sooner than $T_1 + T_{ch_avail_check}$.
- (3) A single Burst of one of the Short Pulse Radar Types 1-4 will commence within a 6 second window starting at T_1 . An additional 1 dB is added to the radar test signal to ensure it is at or above the DFS Detection Threshold, accounting for equipment variations/errors.
- (4) Visual indication or measured results on the EUT of successful detection of the radar Burst will be recorded and reported. Observation of Chr for EUT emissions will continue for 2.5 minutes after the radar Burst has been generated.
- (5) Verify that during the 2.5 minute measurement window no EUT transmissions occurred on Chr. The Channel Availability Check results will be recorded.

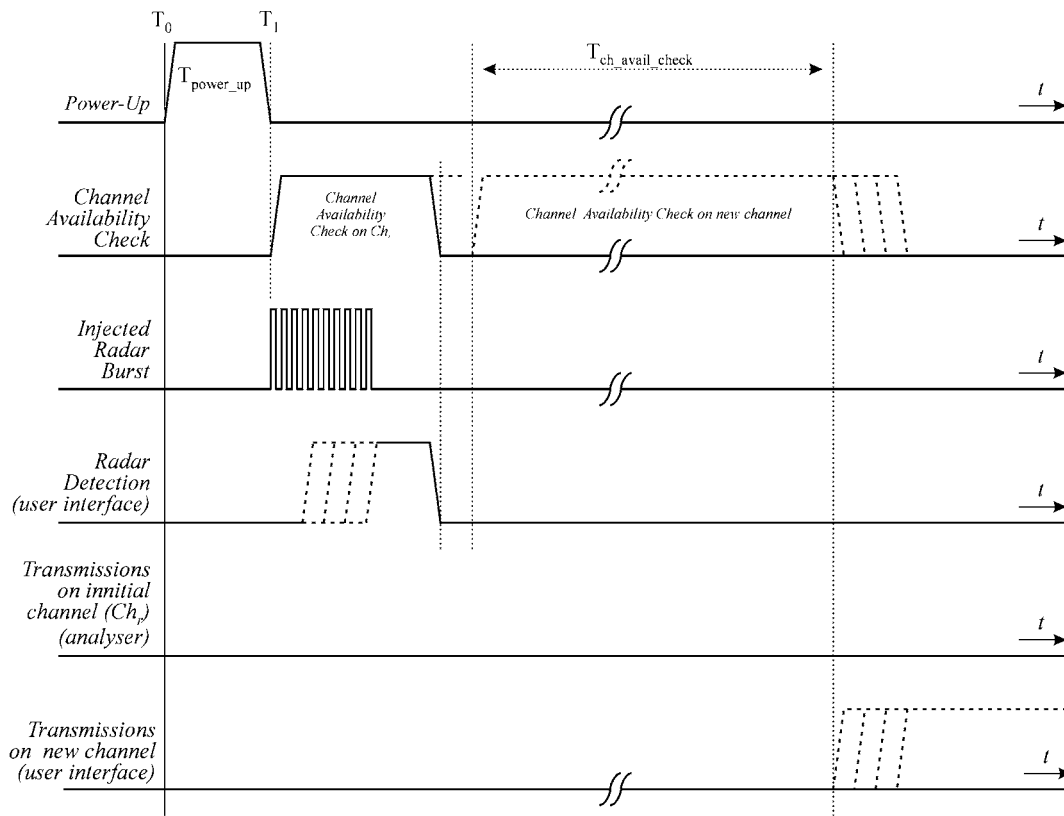


Figure 15: Example of timing for radar testing at the beginning of the Channel Availability Check Time

3.3.4 Radar Burst at the End of the Channel Availability Check Time

The steps below define the procedure to verify successful radar detection on the test Channel during a period equal to the Channel Availability Check Time and avoidance of operation on that Channel when a radar Burst with a level equal to the DFS Detection Threshold + 1dB occurs at the end of the Channel Availability Check Time. This is illustrated in Figure 16.

- (1) The Radar Waveform generator and EUT are connected using the applicable test setup and the power of the EUT is switched off.
- (2) The EUT is powered on at T_0 . T_1 denotes the instant when the EUT has completed its power-up sequence (T_{power_up}). The Channel Availability Check Time commences on Chr at instant T_1 and will end no sooner than $T_1 + T_{ch_avail_check}$.
- (3) A single Burst of one of the Short Pulse Radar Types 1-4 will commence within a 6 second window starting at $T_1 + 54$ seconds. An additional 1 dB is added to the radar test signal to ensure it is at or above the DFS Detection Threshold, accounting for equipment variations/errors.
- (4) Visual indication or measured results on the EUT of successful detection of the radar Burst will be recorded and reported. Observation of Chr for EUT emissions will continue for 2.5 minutes after the radar Burst has been generated.
- (5) Verify that during the 2.5 minute measurement window no EUT transmissions occurred on Chr. The Channel Availability Check results will be recorded.

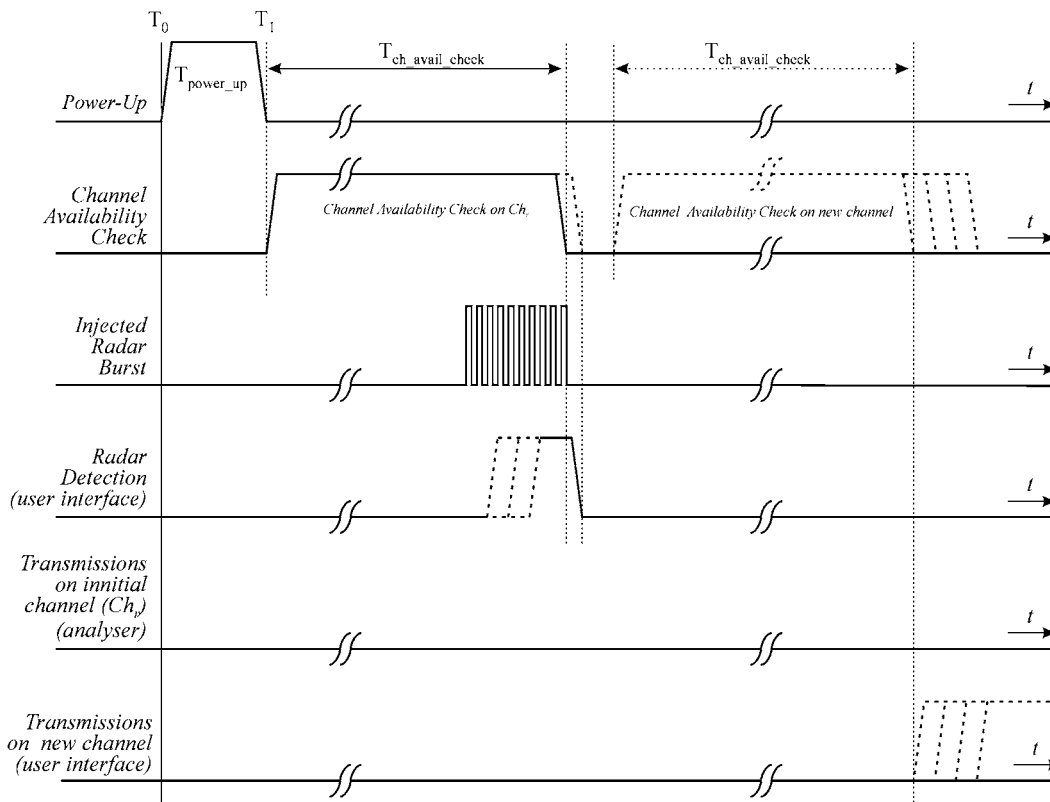
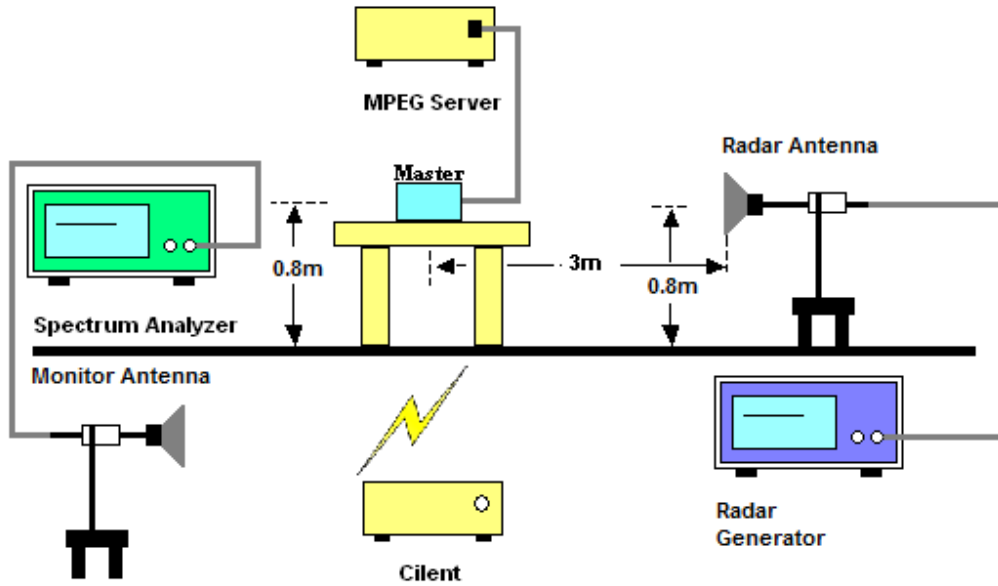


Figure 16: Example of timing for radar testing towards the end of the Channel Availability Check Time

3.3.5 Test Setup



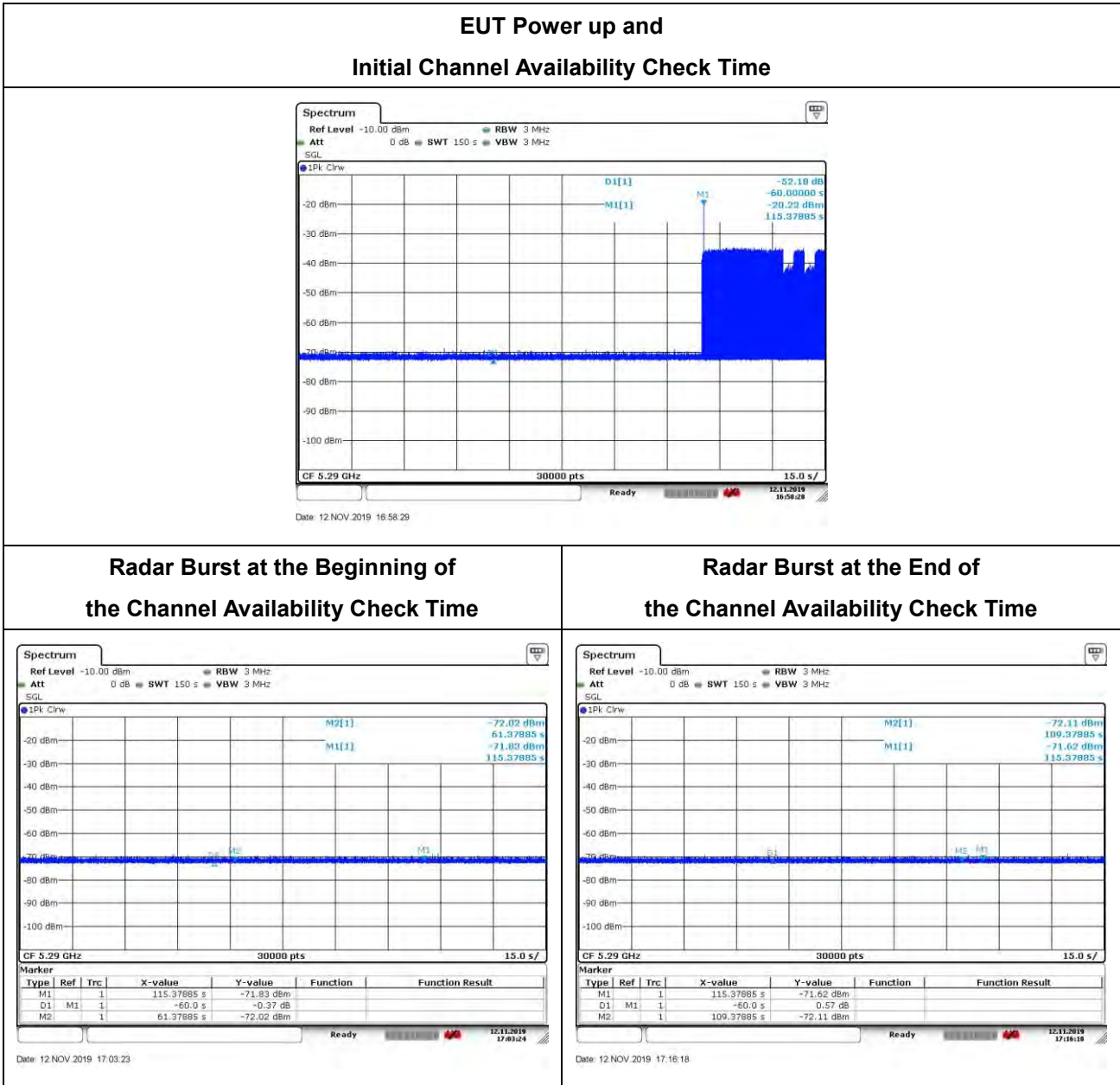
3.3.6 Test Deviation

There is no deviation with the original standard.



3.3.7 Result of Channel Availability Check Time

<80MHz / 5290MHz>



Radar Burst at the Beginning of the Channel Availability Check Time

Ref Level -10.00 dBm RBW 3 MHz
Att 0 dB SWT 150 s VBW 3 MHz

Marker	Type	Ref	Trc	X-value	Y-value	Function	Function Result
M2	M1	1	1	115.37885 s	-72.02 dBm		
M1	M1	1	1	115.37885 s	-71.83 dBm		
D1	M1	1	1	61.37885 s	-60.0 s		
M2	M1	1	1	61.37885 s	-72.02 dBm		

CF 5.29 GHz 30000 pts 15.0 s/

Date: 12 NOV 2019 17:03:23

Radar Burst at the End of the Channel Availability Check Time

Ref Level -10.00 dBm RBW 3 MHz
Att 0 dB SWT 150 s VBW 3 MHz

Marker	Type	Ref	Trc	X-value	Y-value	Function	Function Result
M2	M1	1	1	115.37885 s	-72.11 dBm		
M1	M1	1	1	115.37885 s	-71.62 dBm		
D1	M1	1	1	109.37885 s	-71.62 dBm		
M2	M1	1	1	109.37885 s	-72.11 dBm		

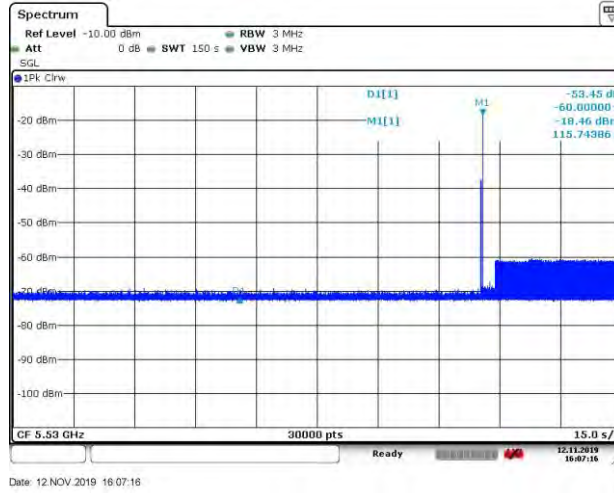
CF 5.29 GHz 30000 pts 15.0 s/

Date: 12 NOV 2019 17:16:18

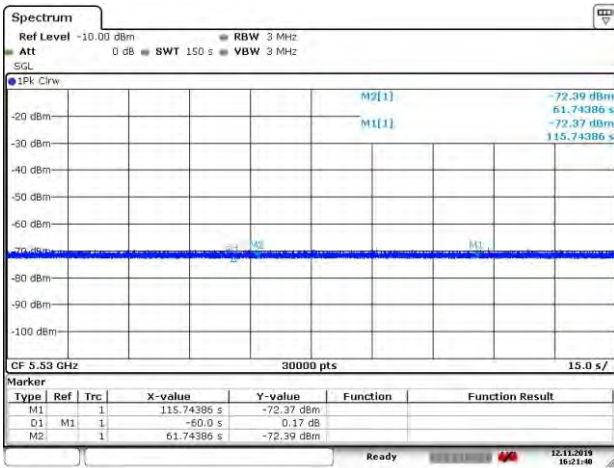


<80MHz / 5530MHz>

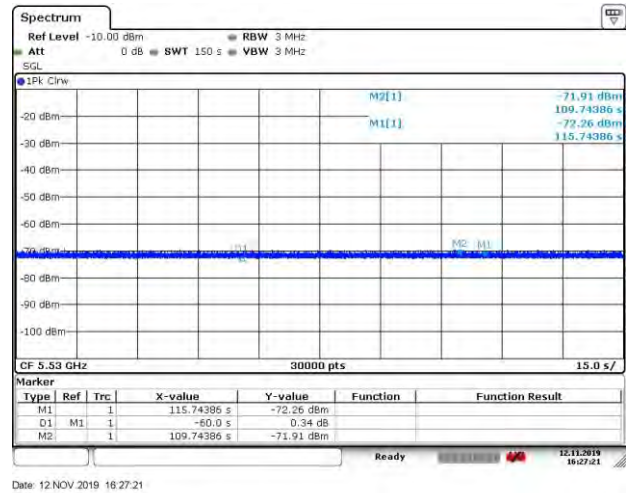
EUT Power up and Initial Channel Availability Check Time



Radar Burst at the Beginning of the Channel Availability Check Time



Radar Burst at the End of the Channel Availability Check Time





3.4 In-Service Monitoring: Channel Move Time, Channel Closing Transmission Time and Non-Occupancy Period

3.4.1 Limit of In-Service Monitoring

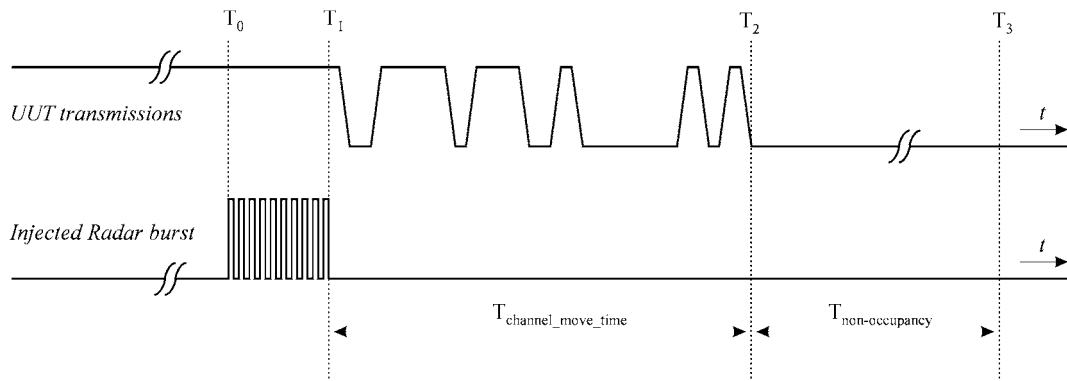
The EUT has In-Service Monitoring function to continuously monitor the radar signals, If radar is detected, it must leave the channel (Shutdown). The Channel Move Time to cease all transmissions on the current Channel upon detection of a Radar Waveform above the DFS Detection Threshold within 10 sec. The total duration of Channel Closing Transmission Time is comprised of 200 milliseconds starting at the beginning of the Channel Move Time plus any additional intermittent control signals required to facilitate Channel changes (an aggregate of 60 milliseconds) during the remainder of the 10 second period. The aggregate duration of control signals will not count quiet periods in between transmissions.

Non-Occupancy Period time is 30 minute during which a Channel will not be utilized after a Radar Waveform is detected on that Channel.

3.4.2 Test Procedures

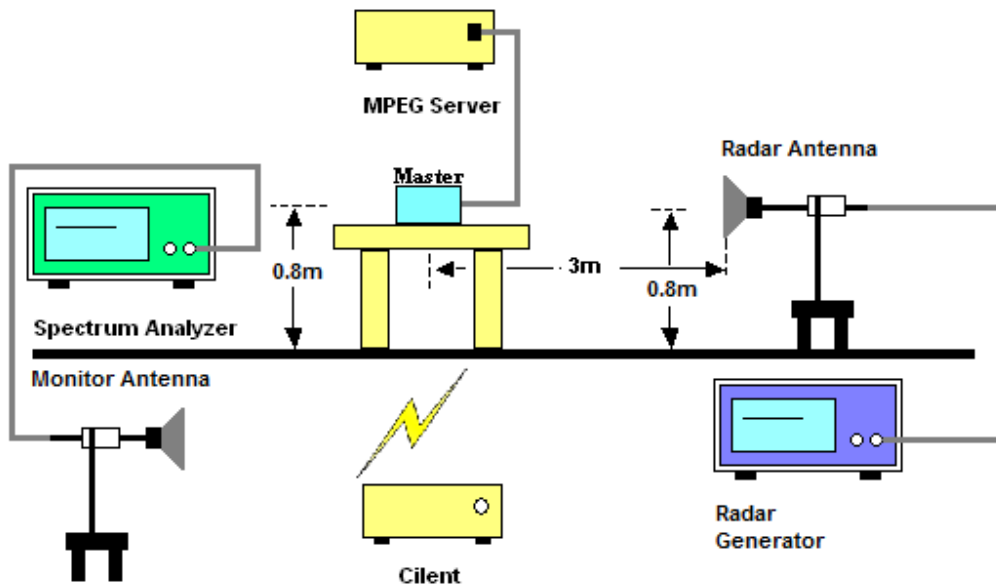
- (1) One frequency will be chosen from the Operating Channels of the EUT within the 5250-5350 MHz or 5470-5725 MHz bands. For 802.11 devices, the test frequency must contain control signals. This can be verified by disabling channel loading and monitoring the spectrum analyzer. If no control signals are detected, another frequency must be selected within the emission bandwidth where control signals are detected.
- (2) In case the EUT is a Master Device, a U-NII device operating as a Client Device will be used and it is assumed that the Client will associate with the EUT (Master). For radiated tests, the emissions of the Radar Waveform generator will be directed towards the Master Device. If the Master Device has antenna gain, the main beam of the antenna will be directed toward the radar emitter. Vertical polarization is used for testing.
- (3) The TCP protocol unicast data stream was generated by the iperf software command line with at least 17% activity ratio over any 100ms period.
- (4) Timing plots are reported with calculations demonstrating a minimum channel loading of approximately 17% or greater. For example, channel loading can be estimated by setting the spectrum analyzer for zero span and approximate the Time On/ (Time On + Off Time).
- (5) At time T0 the Radar Waveform generator sends a Burst of pulses for one of the Short Pulse Radar Types 1-4 at DFS Detection Threshold levels on the Operating Channel. An additional 1 dB is added to the radar test signal to ensure it is at or above the DFS Detection Threshold, accounting for equipment variations/errors.
- (6) Observe the transmissions of the EUT at the end of the radar Burst on the Operating Channel for duration greater than 10 seconds. Measure and record the transmissions from the EUT during the observation time (Channel Move Time). Measure and record the Channel Move Time and Channel Closing Transmission Time if radar detection occurs.

- (7) When operating as a Master Device, monitor the EUT for more than 30 minutes following instant T2 to verify that the EUT does not resume any transmissions on this Channel. Perform this test once and record the measurement result.



- (8) One 12 seconds plot is reported for the Short Pulse Radar Type 0.
- (9) Measurement of the aggregate duration of the Channel Closing Transmission Time method. With the spectrum analyzer set to zero span tuned to the center frequency of the EUT operating channel at the radar simulated frequency, peak detection, and max hold, the dwell time per bin is given by: $Dwell (0.4ms) = S (12000ms) / B (30000)$; where Dwell is the dwell time per spectrum analyzer sampling bin, S is the sweep time and B is the number of spectrum analyzer sampling bins. An upper bound of the aggregate duration of the intermittent control signals of Channel Closing Transmission Time is calculated by: $C (ms) = N \times Dwell (0.4 ms)$; where C is the Closing Time, N is the number of spectrum analyzer sampling bins (intermittent control signals) showing a U-NII transmission and Dwell is the dwell time per bin.

3.4.3 Test Setup



3.4.4 Test Deviation

There is no deviation with the original standard.



3.4.5 Result of Channel Move Time, Channel Closing Transmission Time and Non-Occupancy Period for Client Beacon Test

Test Mode :	Master	Temperature :	20.4 ~ 22.4°C
Test Engineer :	Andrew Van	Relative Humidity :	51 ~ 54%

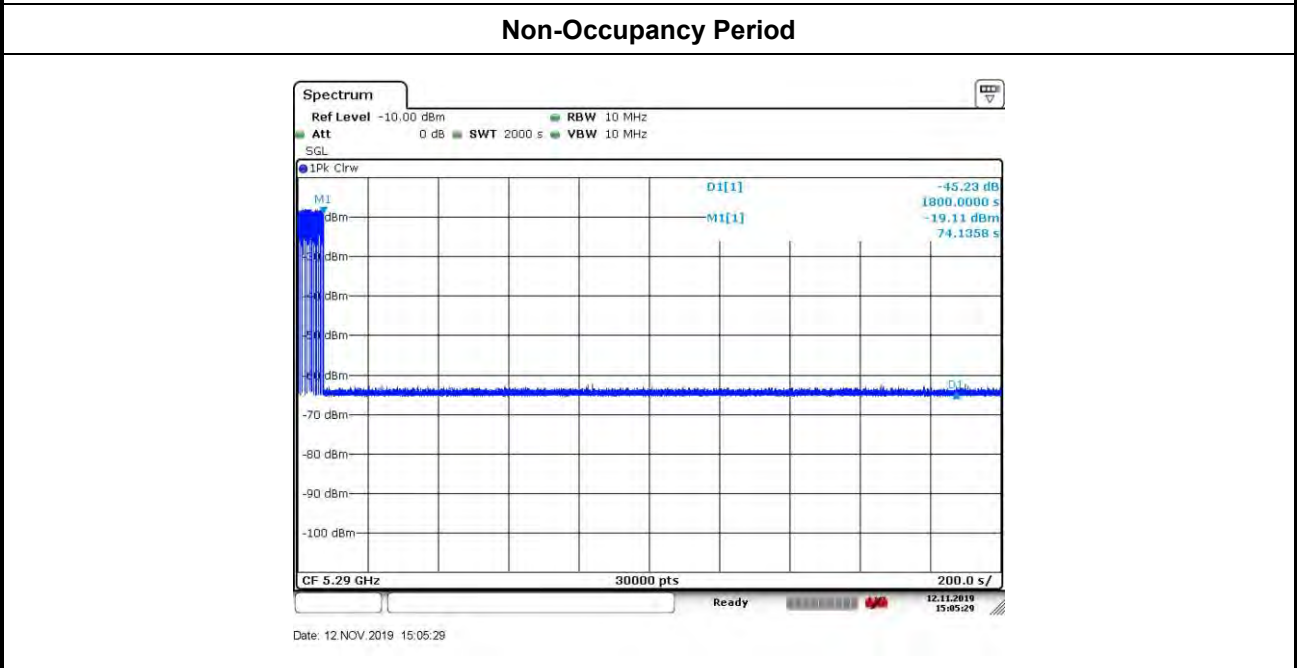
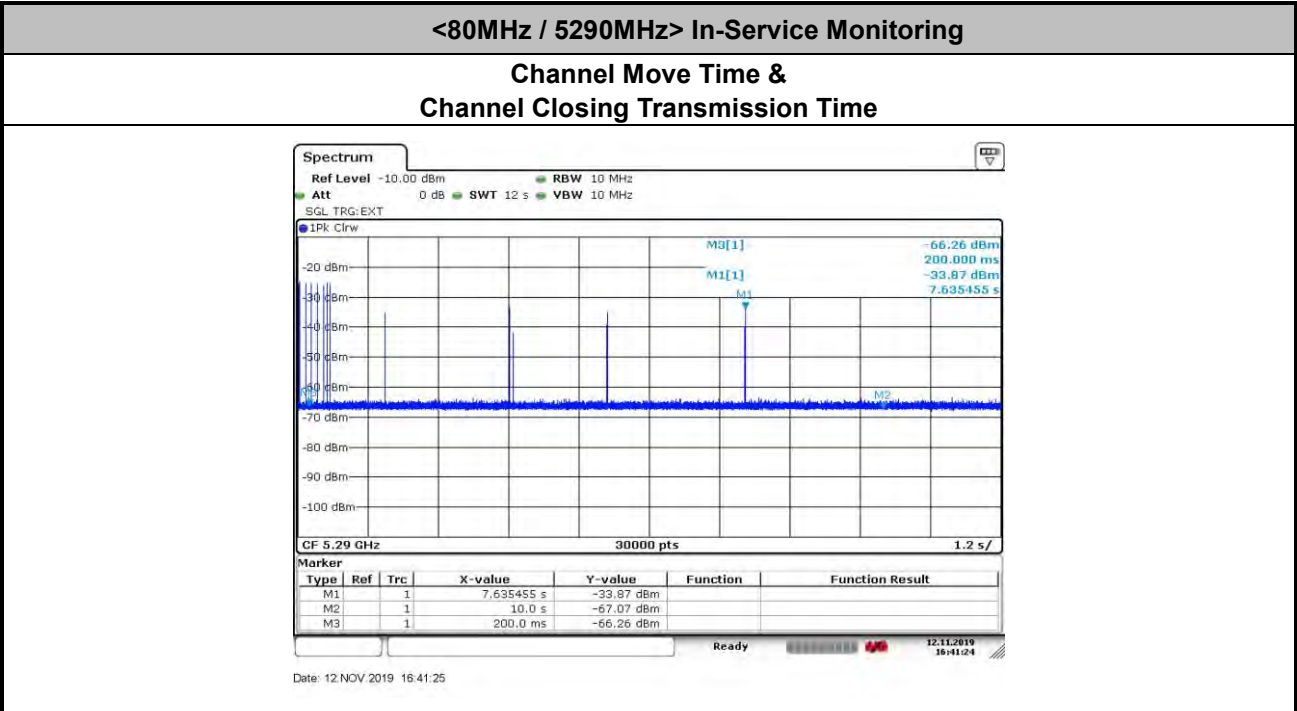
BW / Channel	Test Item	Test Result	Limit	Pass/Fail
80MHz / 5290MHz	Channel Move Time	7.635455 s	< 10s	Pass
	Channel Closing Transmission Time	200ms + 12.4006 ms	< 260ms	Pass
	Non-Occupancy Period	≥ 30	≥ 30 min	Pass

BW / Channel	Test Item	Test Result	Limit	Pass/Fail
80MHz / 5290MHz	Channel Move Time	6.669022 s	< 10s	Pass
	Channel Closing Transmission Time	200ms + 10.8006 ms	< 260ms	Pass
	Non-Occupancy Period	≥ 30	≥ 30 min	Pass

Note: The Channel Closing Transmission Time is comprised of 200 milliseconds starting at the beginning of the Channel Move Time plus any additional intermittent control signals required to facilitate a Channel move (an aggregate of 60 milliseconds) during the remainder of the 10 seconds period. The aggregate duration of control signals will not count quiet periods in between transmissions.



3.4.6 Channel Move Time, Channel Closing Transmission Time and Non-Occupancy Period Test Plots



Note:

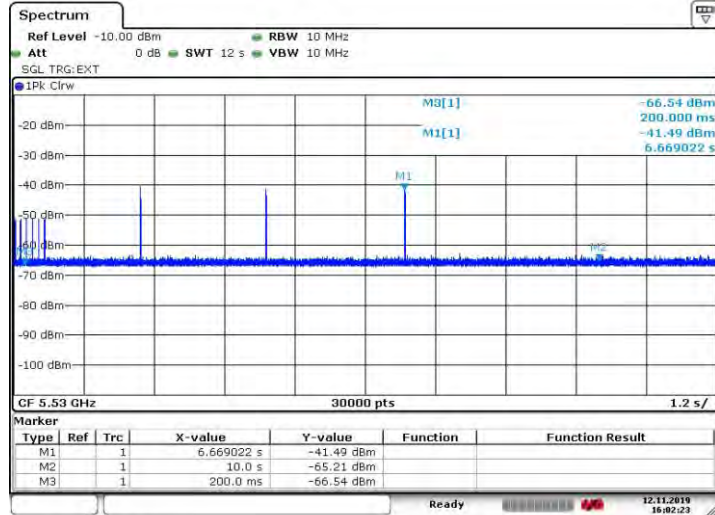
Dwell (0.4 ms)= Sweep Time (12000 ms) / Sweep Point Bins (30000)

Channel Closing Transmission Time (200 + 12.4ms) = 200 + Number (31) X Dwell (0.4 ms) < 260ms



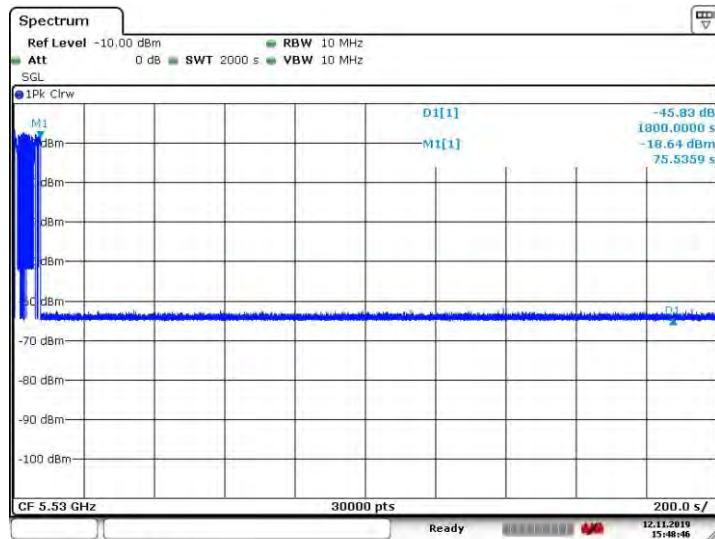
<80MHz / 5290MHz> In-Service Monitoring

Channel Move Time & Channel Closing Transmission Time



Date: 12.NOV.2019 16:02:23

Non-Occupancy Period



Date: 12.NOV.2019 15:48:46

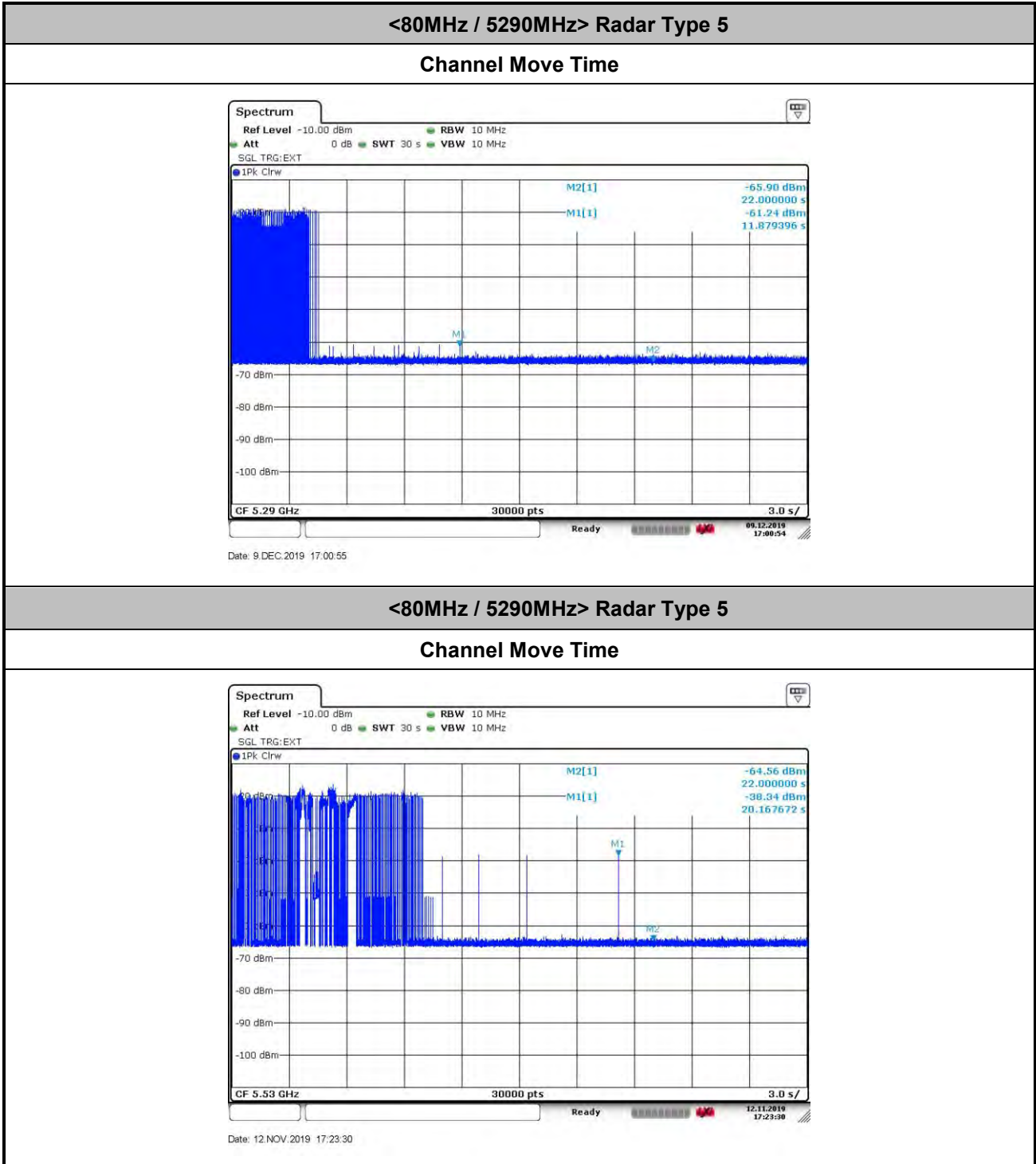
Note:

Dwell (0.4 ms)= Sweep Time (12000 ms) / Sweep Point Bins (30000)

Channel Closing Transmission Time (200 + 10.8ms) = 200 + Number (27) X Dwell (0.4 ms) < 260ms

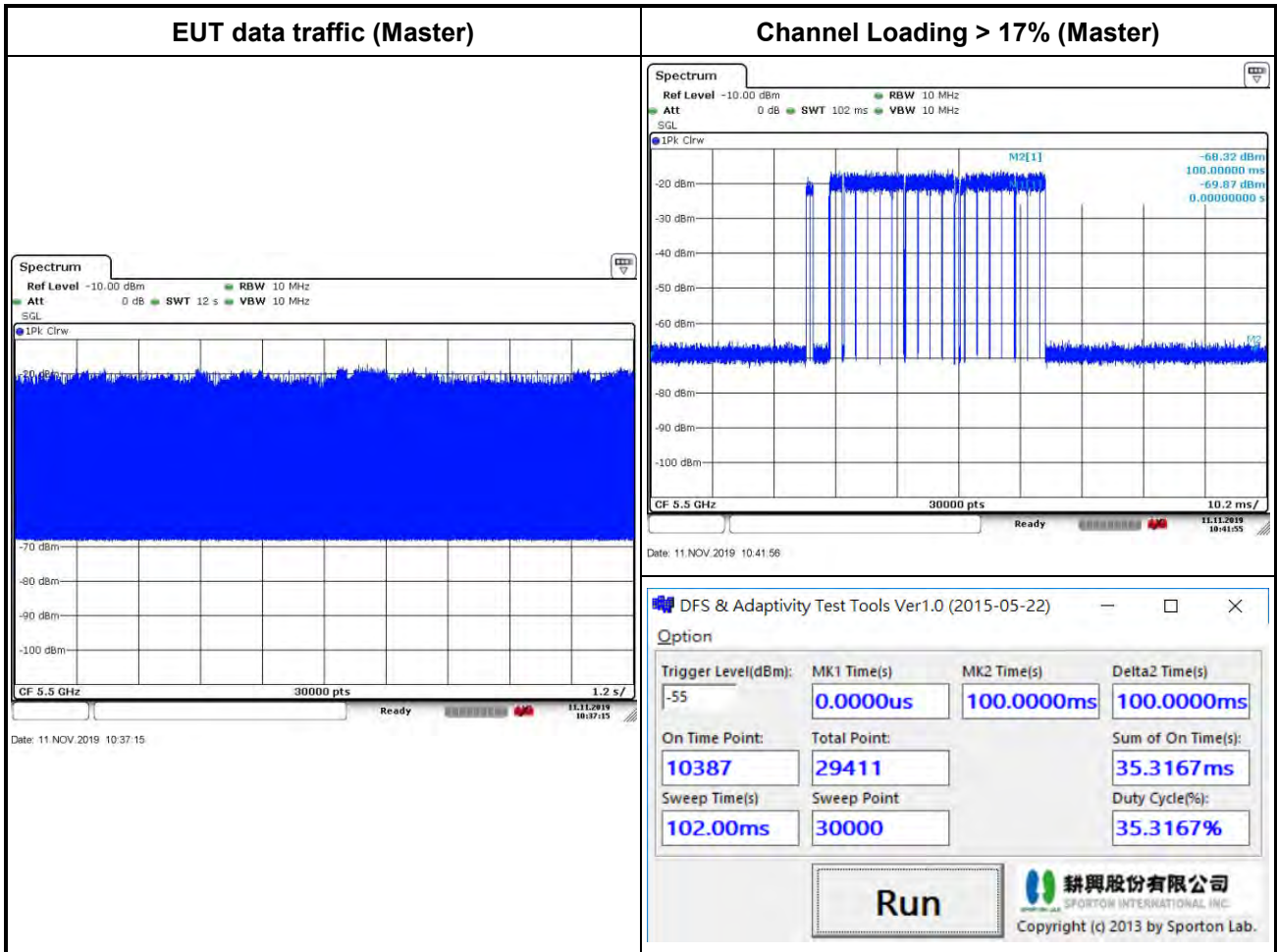


3.4.7 Long Pulsed Radar Type Channel Move Time Test Plots (22second)



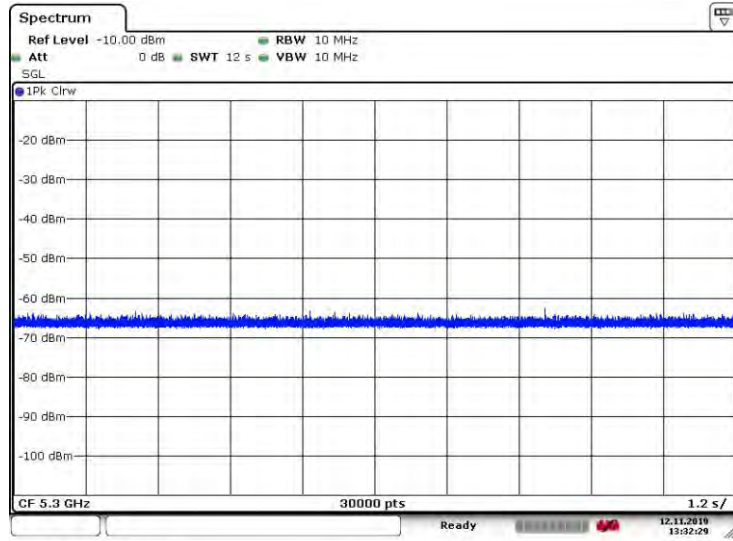


3.4.8 Data Traffic Channel Loading and Noise Floor Plots





Noise Floor (No transmission)



Date: 12.NOV.2019 13:32:29



3.5 Statistical Performance Check

3.5.1 Limit of Statistical Performance Check

Short Pulse Radar Test

Once the performance requirements check is complete, statistical data will be gathered, to determine the ability of the device to detect the radar test waveforms (Short Pulse Radar Types 1-4) found in **Table 5**. The device can utilize a test mode to demonstrate when detection occurs to prevent the need to reset the device between trials. The percentage of successful detection is calculated by:

$$\frac{\text{TotalWaveformDetections}}{\text{TotalWaveformTrials}} \times 100 = \text{Percentage of Successful Detection Radar Waveform } N = P_d N$$

In addition an aggregate minimum percentage of successful detection across all Short Pulse Radar Types 1-4 is required and is calculated as follows:

$$\frac{P_d 1 + P_d 2 + P_d 3 + P_d 4}{4}$$

The minimum number of trails, minimum percentage of successful detection and the aggregate minimum percentage of successful detection are found in **Table 5**.

Table 5 – Short Pulse Radar Test Waveforms

Radar Type	Pulse Width (µsec)	PRI (µsec)	Number of Pulses	Minimum Percentage of Successful Detection	Minimum Number of Trials
1	1	1428	18	60%	30
2	1-5	150-230	23-29	60%	30
3	6-10	200-500	16-18	60%	30
4	11-20	200-500	12-16	60%	30
Aggregate (Radar Types 1-4)				80%	120



A minimum of 30 unique waveforms are required for each of the Short Pulse Radar Types 1 through 4. For Short Pulse Radar Type 0, the same waveform is used a minimum of 30 times. If more than 30 waveforms are used for Short Pulse Radar Types 1 through 4, then each additional waveform must also be unique and not repeated from the previous waveforms.

Radar Type	Number of Trials	Number of Successful Detections	Minimum Percentage of Successful Detection
1	35	29	82.9%
2	30	18	60%
3	30	27	90%
4	50	44	88%
Aggregate $(82.9\% + 60\% + 90\% + 88\%)/4 = 80.2\%$			



Long Pulse Radar Test

Statistical data will be gathered to determine the ability of the device to detect the Long Pulse Radar Type 5 found in **Table 6**. The device can utilize a test mode to demonstrate when detection occurs to prevent the need to reset the device between trials.

Table 6 – Long Pulse Radar Test Waveform

Radar Type	Pulse Width (μsec)	Chirp Width (MHz)	PRI (μsec)	Number of Pulses per Burst	Number of Bursts	Minimum Percentage of Successful Detection	Minimum Number of Trials
5	50-100	5-20	1000-2000	1-3	8-20	80%	30

The parameters for this waveform are randomly chosen. Thirty unique waveforms are required for the Long Pulse Radar Type waveforms. If more than 30 waveforms are used for the Long Pulse Radar Type waveforms, then each additional waveform must also be unique and not repeated from the previous waveforms.

Three subsets of trials will be performed with a minimum of ten trials per subset.

The subset of trials differs in where the Long Pulse Type 5 Signal is tuned in frequency:

- a) The Channel center frequency (subset case 1).
- b) Tuned frequencies such that 90% of the Long Pulse Type 5 frequency modulation is within the low edge of the UUT Occupied Bandwidth (subset case 2).
- c) Tuned frequencies such that 90% of the Long Pulse Type 5 frequency modulation is within the high edge of the UUT Occupied Bandwidth (subset case 3).

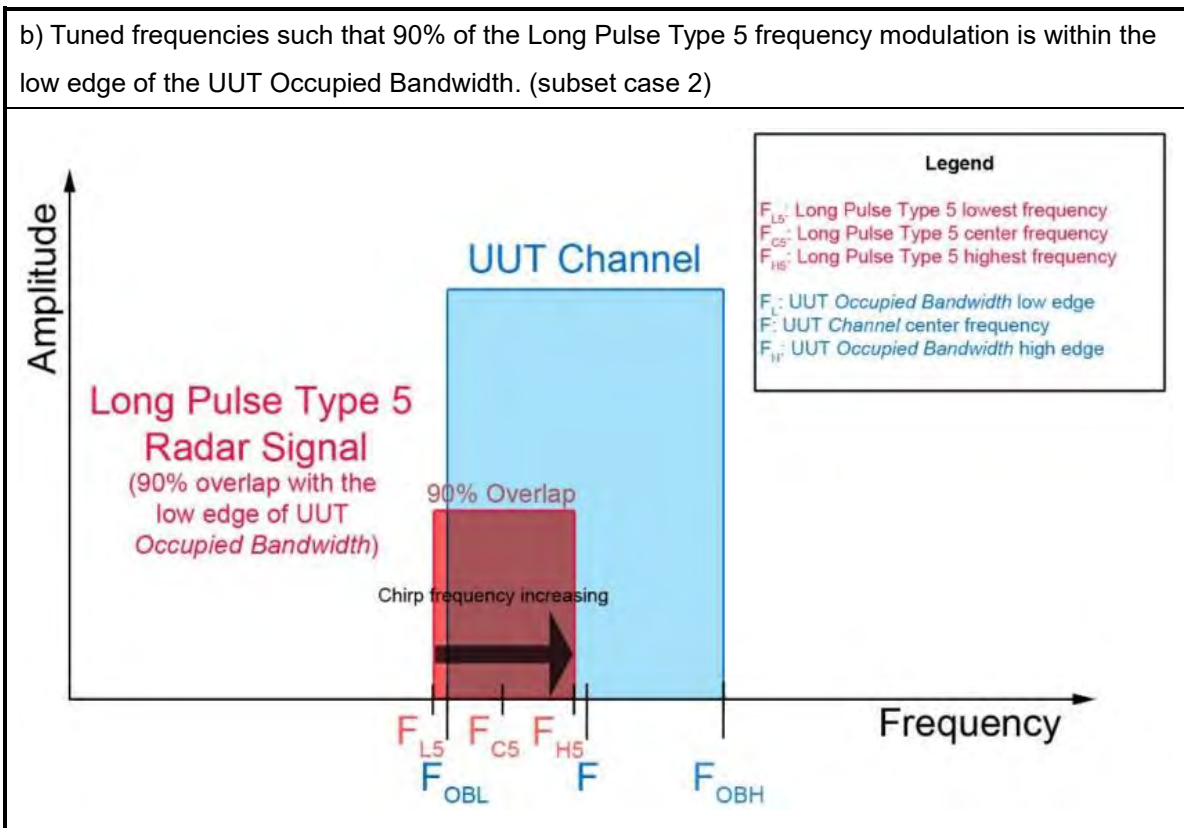
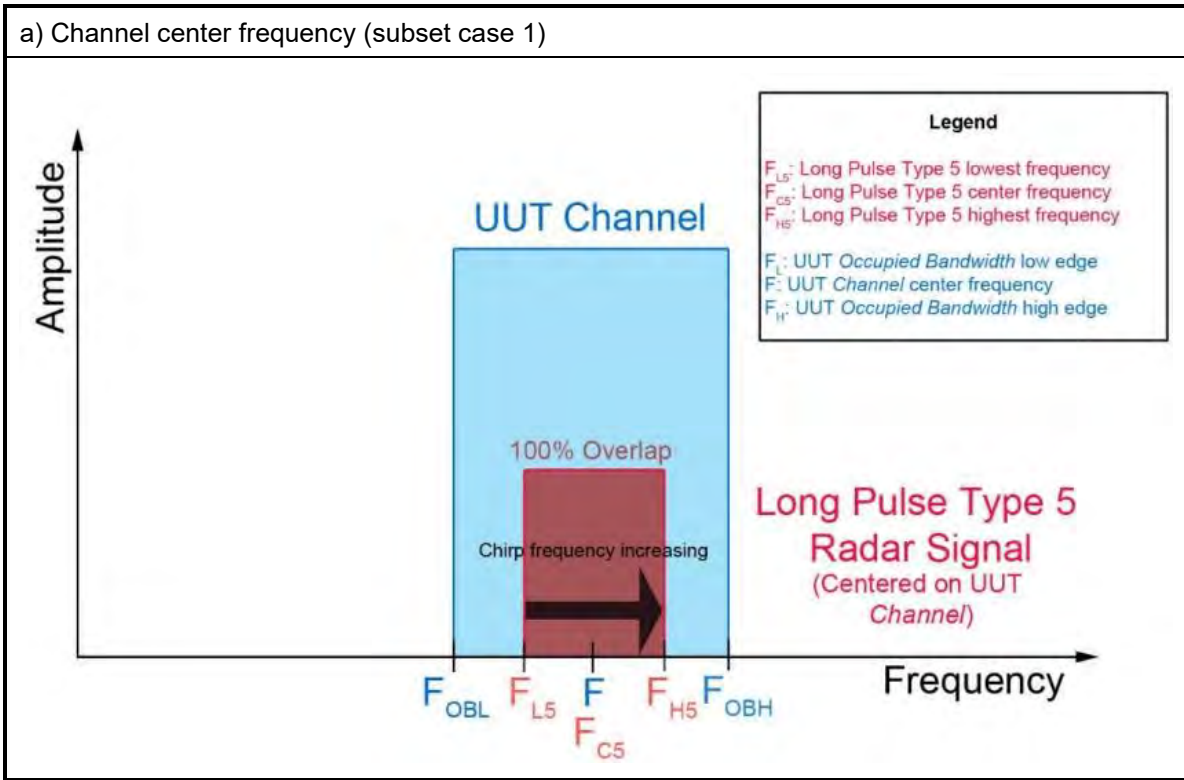
For subset case 1: the center frequency of the signal generator will remain fixed at the center of the UUT Channel.

For subset case 2: to retain 90% frequency overlap between the radar signal and the UUT Occupied Bandwidth, the center frequency of the signal generator will vary for each of the ten trials in subset case 2.

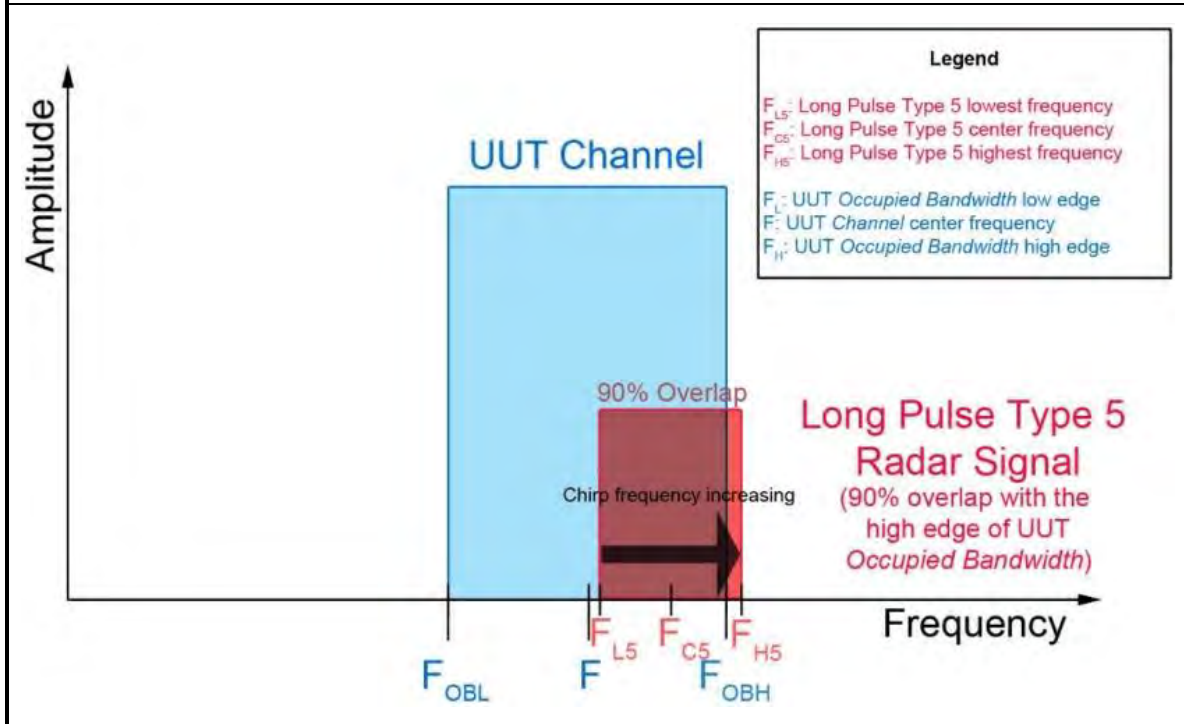
The center frequency of the signal generator for each trial is calculated by: $FL + (0.4 * Chirp\ Width\ [in\ MHz])$

For subset case 3: to retain 90% frequency overlap between the radar signal and the UUT Occupied Bandwidth, the center frequency of the signal generator will vary for each of the ten trials in subset case 3.

The center frequency of the signal generator for each trial is calculated by: $FH - (0.4 * Chirp\ Width\ [in\ MHz])$



c) Tuned frequencies such that 90% of the Long Pulse Type 5 frequency modulation is within the high edge of the UUT Occupied Bandwidth. (subset case 3)



The percentage of successful detection is calculated by:

$$\frac{\text{TotalWaveformDetections}}{\text{TotalWaveformTrials}} \times 100$$



Frequency Hopping Radar Test

Statistical data will be gathered to determine the ability of the device to detect the Frequency Hopping radar test signal (radar type 6) found in **Table 7**. The device can utilize a test mode to demonstrate when detection occurs to prevent the need to reset the device between trial runs. The probability of successful detection is calculated by:

$$\frac{TotalWaveformDetections}{TotalWaveformTrials} \times 100$$

Table 7 – Frequency Hopping Radar Test Waveform

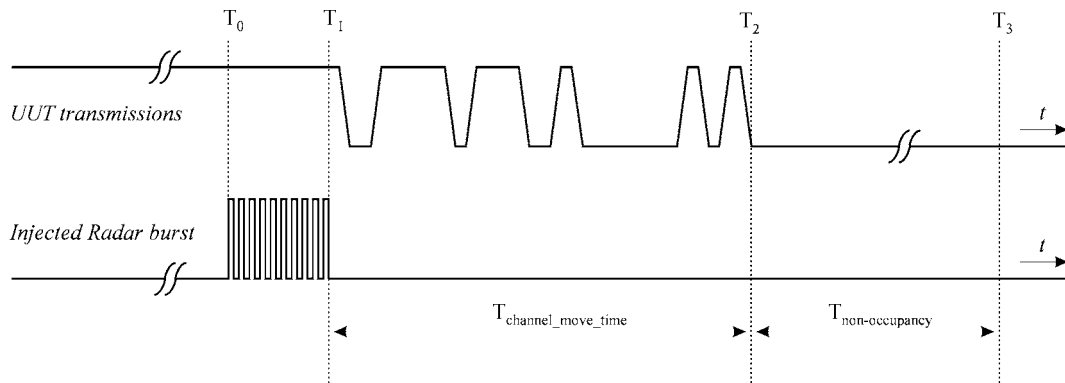
Radars Type	Pulse Width (µsec)	PRI (µsec)	Pulses per Hop	Hopping Rate (kHz)	Hopping Sequence Length (msec)	Minimum Percentage of Successful Detection	Minimum Number of Trials
6	1	333	9	0.333	300	70%	30

For the Frequency Hopping Radar Type, the same *Burst* parameters are used for each waveform. The hopping sequence is different for each waveform and a 100-length segment is selected from the hopping sequence defined by the following algorithm:

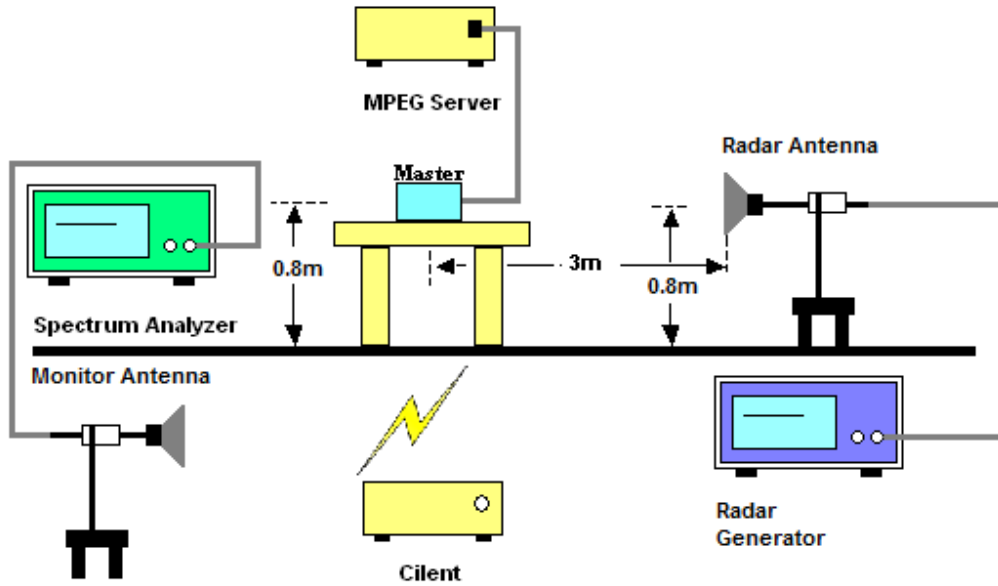
The first frequency in a hopping sequence is selected randomly from the group of 475 integer frequencies from 5250 – 5724 MHz. Next, the frequency that was just chosen is removed from the group and a frequency is randomly selected from the remaining 474 frequencies in the group. This process continues until all 475 frequencies are chosen for the set. For selection of a random frequency, the frequencies remaining within the group are always treated as equally likely.

3.5.2 Test Procedures

- (1) One frequency will be chosen from the Operating Channels of the EUT within the 5250-5350 MHz or 5470-5725 MHz bands.
- (2) In case the EUT is a Master Device, a U-NII device operating as a Client Device will be used and it is assumed that the Client will associate with the EUT (Master). If the Master Device has antenna gain, the main beam of the antenna will be directed toward the radar emitter. Vertical polarization is used for testing.
- (3) The TCP protocol unicast data stream was generated by the iperf software command line with at least 17% activity ratio over any 100ms period.
- (4) At time T_0 the Radar Waveform generator sends a Burst of pulses for each of the Radar Types 1-6 at DFS Detection Threshold levels on the Operating Channel. An additional 1 dB is added to the radar test signal to ensure it is at or above the DFS Detection Threshold, accounting for equipment variations/errors.
- (5) Observe the transmissions of the EUT at the end of the Burst on the Operating Channel for duration greater than 10 seconds for Short Pulse Radar Types 1-4 and 6 to ensure detection occurs.
- (6) Observe the transmissions of the EUT at the end of the Burst on the Operating Channel for duration greater than 22 seconds for Long Pulse Radar Type 5 to ensure detection occurs.



3.5.3 Test Setup



3.5.4 Test Deviation

There is no deviation with the original standard.



3.5.5 Result of Statistical Performance Check

<20MHz / 5300MHz>

(Detection = Y, No Detection = N)						
Trial Number	Type 1	Type 2	Type 3	Type 4	Type 5	Type 6
1	Y	Y	Y	Y	Y	Y
2	Y	Y	Y	Y	Y	Y
3	Y	Y	Y	Y	Y	Y
4	Y	Y	Y	N	Y	Y
5	Y	Y	Y	Y	Y	Y
6	Y	Y	Y	Y	Y	Y
7	Y	Y	Y	Y	Y	Y
8	Y	Y	Y	Y	Y	Y
9	Y	Y	Y	Y	Y	Y
10	Y	N	Y	Y	Y	Y
11	Y	Y	Y	Y	Y	Y
12	Y	Y	Y	Y	Y	Y
13	Y	Y	N	Y	Y	Y
14	Y	Y	Y	Y	Y	Y
15	Y	Y	Y	Y	Y	Y
16	Y	N	Y	Y	Y	Y
17	Y	Y	Y	Y	Y	Y
18	Y	Y	Y	Y	Y	Y
19	Y	Y	Y	N	Y	Y
20	Y	Y	Y	Y	N	Y
21	Y	Y	Y	Y	Y	Y
22	Y	Y	Y	Y	Y	Y
23	Y	Y	Y	Y	Y	Y
24	Y	Y	Y	Y	Y	Y
25	Y	Y	Y	Y	Y	Y
26	Y	Y	Y	Y	Y	Y
27	Y	Y	Y	Y	Y	Y
28	Y	Y	Y	Y	Y	Y
29	Y	N	Y	Y	Y	Y
30	Y	Y	Y	Y	Y	Y
Trial of Detection	30/30	27/30	29/30	28/30	29/30	30/30
Probability (%)	100%	90%	96.67%	93.33%	96.67%	100%
Limit (%)	>= 60%	>= 60%	>= 60%	>= 60%	>= 80%	>= 70%
Average Probability of Radar Type 1~4 (%)	95% (>=80%)					



<40MHz /5310MHz>

(Detection = Y, No Detection = N)						
Trial Number	Type 1	Type 2	Type 3	Type 4	Type 5	Type 6
1	Y	Y	Y	Y	Y	Y
2	Y	Y	Y	Y	Y	Y
3	Y	Y	Y	Y	Y	Y
4	Y	Y	Y	Y	Y	Y
5	Y	Y	Y	Y	Y	Y
6	Y	Y	Y	Y	Y	Y
7	Y	Y	Y	Y	Y	Y
8	Y	Y	Y	Y	Y	Y
9	Y	Y	Y	Y	Y	Y
10	Y	N	Y	N	Y	Y
11	Y	Y	Y	Y	Y	Y
12	Y	Y	Y	Y	Y	Y
13	Y	Y	Y	Y	Y	Y
14	Y	N	Y	N	Y	Y
15	Y	Y	Y	Y	Y	Y
16	Y	Y	Y	Y	Y	Y
17	Y	Y	Y	Y	Y	Y
18	Y	Y	N	Y	Y	Y
19	Y	Y	Y	Y	Y	Y
20	Y	Y	N	Y	Y	Y
21	Y	Y	Y	Y	Y	Y
22	Y	Y	Y	N	Y	Y
23	Y	Y	Y	Y	Y	Y
24	Y	Y	N	Y	Y	Y
25	Y	Y	Y	Y	Y	Y
26	Y	Y	Y	Y	Y	Y
27	Y	Y	Y	Y	Y	Y
28	Y	Y	Y	Y	Y	Y
29	Y	Y	N	Y	Y	Y
30	Y	Y	Y	Y	Y	Y
Trial of Detection	30/30	28/30	26/30	27/30	30/30	30/30
Probability (%)	100%	93.33%	86.67%	90%	100%	100%
Limit (%)	>= 60%	>= 60%	>= 60%	>= 60%	>= 80%	>= 70%
Average Probability of Radar Type 1~4 (%)				92.5% (>=80%)		



<80MHz / 5290MHz>

(Detection = Y, No Detection = N)						
Trial Number	Type 1	Type 2	Type 3	Type 4	Type 5	Type 6
1	Y	Y	Y	Y	Y	Y
2	Y	Y	Y	Y	Y	Y
3	Y	Y	Y	Y	Y	Y
4	Y	Y	Y	Y	Y	Y
5	Y	Y	Y	Y	Y	Y
6	Y	Y	Y	Y	Y	Y
7	Y	Y	N	Y	Y	Y
8	Y	Y	Y	Y	Y	Y
9	Y	Y	Y	Y	Y	Y
10	Y	Y	Y	Y	Y	Y
11	Y	Y	Y	Y	N	Y
12	Y	Y	Y	Y	Y	Y
13	Y	Y	Y	Y	Y	Y
14	Y	N	Y	Y	Y	Y
15	Y	N	Y	N	Y	Y
16	Y	Y	Y	N	Y	Y
17	Y	Y	Y	Y	Y	Y
18	Y	Y	Y	Y	Y	Y
19	Y	Y	Y	Y	Y	Y
20	Y	Y	Y	Y	Y	Y
21	Y	N	N	Y	Y	Y
22	Y	Y	Y	Y	Y	Y
23	Y	Y	Y	Y	Y	Y
24	Y	Y	Y	Y	Y	Y
25	Y	Y	Y	Y	Y	Y
26	Y	Y	Y	Y	Y	Y
27	Y	Y	Y	Y	Y	Y
28	Y	Y	Y	Y	Y	Y
29	Y	Y	Y	Y	Y	Y
30	Y	Y	Y	Y	Y	Y
Trial of Detection	30/30	27/30	28/30	28/30	29/30	30/30
Probability (%)	100%	90%	93.33%	93.33%	96.67%	100%
Limit (%)	>= 60%	>= 60%	>= 60%	>= 60%	>= 80%	>= 70%
Average Probability of Radar Type 1~4 (%)			94.17% (>=80%)			



<80+80MHz / 5250MHz>

(Detection = Y, No Detection = N)						
Trial Number	Type 1	Type 2	Type 3	Type 4	Type 5	Type 6
1	Y	Y	Y	Y	Y	Y
2	Y	Y	Y	Y	Y	Y
3	Y	Y	Y	N	Y	Y
4	Y	Y	Y	Y	Y	Y
5	Y	Y	Y	Y	Y	Y
6	Y	Y	Y	Y	Y	Y
7	Y	Y	Y	Y	Y	Y
8	Y	Y	Y	Y	Y	Y
9	Y	Y	Y	Y	Y	Y
10	Y	Y	Y	Y	Y	Y
11	Y	Y	Y	Y	Y	Y
12	Y	Y	Y	Y	Y	Y
13	Y	Y	Y	Y	Y	Y
14	Y	Y	Y	N	Y	Y
15	Y	Y	Y	Y	Y	Y
16	Y	Y	Y	Y	Y	Y
17	Y	Y	Y	Y	Y	Y
18	Y	Y	Y	Y	Y	Y
19	Y	Y	Y	Y	Y	Y
20	Y	Y	Y	Y	Y	Y
21	Y	Y	Y	N	Y	Y
22	Y	Y	Y	Y	Y	Y
23	Y	Y	Y	Y	Y	Y
24	Y	Y	Y	Y	Y	Y
25	Y	Y	Y	Y	Y	Y
26	Y	Y	Y	Y	Y	Y
27	Y	Y	Y	Y	Y	Y
28	Y	Y	Y	Y	Y	Y
29	Y	Y	Y	Y	Y	Y
30	Y	Y	N	Y	Y	Y
Trial of Detection	30/30	30/30	29/30	27/30	30/30	30/30
Probability (%)	100%	100%	96.67%	93.33%	100%	100%
Limit (%)	>= 60%	>= 60%	>= 60%	>= 60%	>= 80%	>= 70%
Average Probability of Radar Type 1~4 (%)			96.67% (>=80%)			



<20MHz / 5500MHz>

(Detection = Y, No Detection = N)						
Trial Number	Type 1	Type 2	Type 3	Type 4	Type 5	Type 6
1	Y	Y	Y	Y	Y	Y
2	Y	Y	Y	N	Y	Y
3	Y	Y	Y	Y	Y	Y
4	Y	Y	Y	Y	Y	Y
5	Y	Y	N	Y	Y	Y
6	Y	Y	Y	Y	Y	Y
7	Y	Y	Y	Y	Y	Y
8	Y	Y	Y	Y	Y	Y
9	Y	Y	Y	Y	Y	Y
10	Y	Y	Y	Y	Y	Y
11	Y	Y	Y	Y	Y	Y
12	Y	Y	Y	Y	Y	Y
13	Y	Y	Y	Y	Y	Y
14	Y	Y	Y	Y	Y	Y
15	Y	Y	Y	Y	Y	Y
16	Y	Y	Y	Y	Y	Y
17	Y	Y	N	Y	Y	Y
18	Y	N	Y	Y	Y	Y
19	Y	Y	Y	Y	Y	Y
20	N	Y	Y	N	Y	Y
21	Y	Y	Y	Y	Y	Y
22	Y	Y	Y	Y	Y	Y
23	Y	Y	Y	Y	Y	Y
24	Y	Y	Y	Y	Y	Y
25	Y	Y	Y	Y	Y	Y
26	Y	Y	N	Y	Y	Y
27	Y	Y	Y	Y	Y	Y
28	Y	Y	N	N	Y	Y
29	Y	Y	Y	Y	Y	Y
30	Y	N	Y	N	Y	Y
Trial of Detection	29/30	28/30	26/30	26/30	30/30	30/30
Probability (%)	96.67%	93.33%	86.67%	86.67%	100%	100%
Limit (%)	>= 60%	>= 60%	>= 60%	>= 60%	>= 80%	>= 70%
Average Probability of Radar Type 1~4 (%)	90.83% (>=80%)					



<40MHz / 5510MHz>

(Detection = Y, No Detection = N)						
Trial Number	Type 1	Type 2	Type 3	Type 4	Type 5	Type 6
1	Y	Y	Y	Y	Y	Y
2	Y	Y	N	Y	N	Y
3	Y	Y	Y	Y	Y	Y
4	Y	Y	Y	N	Y	Y
5	Y	Y	Y	Y	Y	Y
6	Y	Y	Y	Y	Y	Y
7	Y	Y	Y	Y	Y	Y
8	Y	Y	Y	Y	Y	Y
9	Y	Y	Y	Y	Y	Y
10	Y	Y	N	Y	Y	Y
11	Y	N	Y	Y	Y	Y
12	Y	Y	Y	Y	Y	Y
13	Y	Y	Y	N	Y	Y
14	Y	Y	Y	Y	Y	Y
15	Y	Y	Y	Y	Y	Y
16	Y	Y	Y	Y	Y	Y
17	Y	Y	Y	Y	Y	Y
18	Y	Y	Y	Y	Y	Y
19	Y	Y	Y	Y	Y	Y
20	Y	Y	Y	Y	Y	Y
21	Y	Y	Y	Y	Y	Y
22	N	Y	N	N	Y	Y
23	Y	Y	Y	Y	Y	Y
24	N	Y	Y	Y	Y	Y
25	N	Y	Y	Y	Y	Y
26	Y	Y	Y	Y	Y	Y
27	Y	N	Y	Y	Y	Y
28	Y	N	Y	Y	Y	Y
29	Y	Y	Y	Y	Y	Y
30	Y	Y	Y	Y	Y	Y
Trial of Detection	27/30	27/30	27/30	27/30	29/30	30/30
Probability (%)	90%	90%	90%	90%	96.67%	100%
Limit (%)	>= 60%	>= 60%	>= 60%	>= 60%	>= 80%	>= 70%
Average Probability of Radar Type 1~4 (%)				90% (>=80%)		



<80MHz / 5530MHz>

(Detection = Y, No Detection = N)						
Trial Number	Type 1	Type 2	Type 3	Type 4	Type 5	Type 6
1	Y	Y	Y	Y	Y	Y
2	Y	Y	Y	Y	Y	Y
3	Y	Y	Y	Y	Y	Y
4	Y	Y	Y	Y	Y	Y
5	Y	Y	Y	Y	Y	Y
6	Y	Y	Y	Y	Y	Y
7	Y	Y	Y	Y	Y	Y
8	Y	Y	Y	Y	Y	Y
9	Y	Y	Y	Y	Y	Y
10	N	N	Y	N	Y	Y
11	Y	Y	Y	Y	Y	Y
12	Y	Y	Y	Y	Y	Y
13	Y	Y	Y	N	Y	Y
14	Y	N	Y	Y	Y	Y
15	Y	Y	Y	Y	Y	Y
16	Y	Y	Y	Y	Y	Y
17	Y	Y	Y	Y	Y	Y
18	Y	Y	Y	Y	Y	Y
19	Y	Y	Y	Y	Y	Y
20	Y	Y	Y	Y	Y	Y
21	Y	Y	Y	Y	Y	Y
22	Y	N	N	Y	Y	Y
23	Y	N	Y	Y	Y	Y
24	Y	Y	N	N	Y	Y
25	Y	Y	Y	N	Y	Y
26	Y	Y	Y	Y	Y	Y
27	Y	Y	Y	Y	Y	Y
28	Y	Y	Y	Y	Y	Y
29	Y	Y	Y	Y	Y	Y
30	Y	Y	Y	Y	Y	Y
Trial of Detection	29/30	26/30	28/30	26/30	30/30	30/30
Probability (%)	96.67%	86.67%	93.33%	86.67%	100%	100%
Limit (%)	>= 60%	>= 60%	>= 60%	>= 60%	>= 80%	>= 70%
Average Probability of Radar Type 1~4 (%)				90.83% (>=80%)		



<80+80MHz / 5570MHz>

(Detection = Y, No Detection = N)						
Trial Number	Type 1	Type 2	Type 3	Type 4	Type 5	Type 6
1	Y	Y	Y	Y	Y	Y
2	Y	Y	Y	Y	Y	Y
3	Y	Y	Y	Y	Y	Y
4	Y	Y	Y	Y	Y	Y
5	Y	Y	Y	Y	Y	Y
6	Y	Y	Y	Y	Y	Y
7	Y	Y	Y	Y	Y	Y
8	N	Y	Y	Y	Y	Y
9	Y	Y	Y	Y	Y	Y
10	Y	Y	Y	Y	Y	Y
11	Y	N	Y	N	Y	Y
12	Y	Y	Y	Y	Y	Y
13	Y	Y	Y	Y	Y	Y
14	Y	Y	Y	Y	Y	Y
15	Y	Y	Y	Y	Y	Y
16	Y	Y	Y	Y	Y	Y
17	Y	Y	Y	Y	Y	Y
18	Y	N	Y	Y	Y	Y
19	Y	Y	Y	Y	Y	Y
20	Y	Y	Y	Y	Y	Y
21	N	Y	Y	Y	Y	Y
22	Y	Y	Y	Y	Y	Y
23	Y	Y	Y	N	Y	Y
24	N	Y	Y	Y	Y	Y
25	Y	Y	Y	Y	Y	Y
26	Y	Y	Y	Y	Y	Y
27	N	Y	Y	Y	Y	Y
28	Y	N	Y	Y	Y	Y
29	N	Y	Y	Y	Y	Y
30	Y	Y	N	Y	Y	Y
Trial of Detection	25/30	27/30	29/30	28/30	26/30	30/30
Probability (%)	83.33%	90%	96.67%	93.33%	86.67%	100%
Limit (%)	>= 60%	>= 60%	>= 60%	>= 60%	>= 80%	>= 70%
Average Probability of Radar Type 1~4 (%)			90.83% (>=80%)			



4 List of Measuring Equipment

Instrument	Manufacturer	Model No.	Serial No.	Characteristics	Calibration Date	Test Date	Due Date	Remark
RF Vector Generator	Keysight	N5182B	MY573009 63	9KHz~6GHz	Jan. 31, 2019	Nov. 11, 2019~ Dec. 09, 2019	Jan. 30, 2020	DFS (DFS01-CA)
Spectrum Analyzer	R&S	FSV13	101559	10Hz~13.6GHz	Jun. 12, 2019	Nov. 11, 2019~ Dec. 09, 2019	Jun. 11, 2020	DFS (DFS01-CA)
Horn Antenna	SCHWARZBE CK	9120D	9120D_02 113	N/A	Jul. 22, 2019	Nov. 11, 2019~ Dec. 09, 2019	Jul. 21, 2020	DFS (DFS01-CA)
Horn Antenna	SCHWARZBE CK	9120D	9120D_02 115	N/A	Jul. 22, 2019	Nov. 11, 2019~ Dec. 09, 2019	Jul. 21, 2020	DFS (DFS01-CA)

DFS Radar Parameters
FCC Radar Type 1
Channel 58 Bandwidth 80+80MHz

Trial #	Pulse Repetition Frequency Number (1 to 23)	Pulse Repetition Frequency (Pulses Per Second)	Pulse Repetition Interval (Microseconds)	Detection (Yes / No)
1	3	1792.11	558	Y
2	15	1253.13	798	Y
3	5	1672.24	598	Y
4	8	1519.76	658	Y
5	22	1066.10	938	Y
6	12	326.16	3066	Y
7	2	1858.74	538	Y
8	6	1618.12	618	Y
9	14	1285.35	778	Y
10	21	1089.32	918	Y
11	1	1930.50	518	Y
12	18	1165.50	858	Y
13	17	1193.32	838	Y
14	12	1355.01	738	Y
15	7	1567.40	638	Y
16		701.75	1425	Y
17		1218.03	821	Y
18		396.51	2522	Y
19		480.08	2083	Y
20		505.82	1977	Y
21		1612.90	620	Y
22		549.45	1820	Y
23		440.33	2271	Y
24		1090.51	917	Y
25		330.91	3022	Y
26		352.61	2836	Y
27		759.30	1317	Y
28		396.98	2519	Y
29		741.84	1348	Y
30		368.19	2716	Y

DFS Radar Parameters
FCC Radar Type 2
Channel 58 Bandwidth 80+80MHz

Trial #	Number Pulses per Burst	Pulse Width (Microseconds)	Pulse Repetition Interval (Microseconds)	Detection (Yes / No)
1	28	4.40	227	Y
2	29	4.80	205	Y
3	23	1.10	173	Y
4	24	1.90	194	Y
5	28	4.20	175	Y
6	24	2.00	212	Y
7	23	1.50	207	Y
8	27	3.60	192	Y
9	28	4.00	160	Y
10	29	4.50	178	Y
11	23	1.00	187	Y
12	26	2.80	193	Y
13	27	3.40	206	Y
14	26	3.20	181	Y
15	23	1.50	164	Y
16	28	4.20	150	Y
17	28	4.30	153	Y
18	28	4.00	228	Y
19	28	4.30	200	Y
20	29	4.60	169	Y
21	25	2.60	168	Y
22	26	3.20	222	Y
23	23	1.30	226	Y
24	24	2.10	161	Y
25	25	2.20	215	Y
26	27	3.60	229	Y
27	25	2.70	185	Y
28	23	1.40	221	Y
29	28	4.40	158	Y
30	23	1.10	209	Y

DFS Radar Parameters
FCC Radar Type 3
Channel 58 Bandwidth 80+80MHz

Trial #	Number Pulses per Burst	Pulse Width (Microseconds)	Pulse Repetition Interval (Microseconds)	Detection (Yes / No)
1	18	9.40	400	Y
2	18	9.80	474	Y
3	16	6.10	336	Y
4	16	6.90	284	Y
5	18	9.20	239	Y
6	16	7.00	405	Y
7	16	6.50	342	Y
8	17	8.60	409	Y
9	18	9.00	299	Y
10	18	9.50	471	Y
11	16	6.00	390	Y
12	17	7.80	290	Y
13	17	8.40	346	Y
14	17	8.20	406	Y
15	16	6.50	355	Y
16	18	9.20	318	Y
17	18	9.30	500	Y
18	18	9.00	274	Y
19	18	9.30	499	Y
20	18	9.60	315	Y
21	17	7.60	375	Y
22	17	8.20	356	Y
23	16	6.30	463	Y
24	16	7.10	449	Y
25	16	7.20	253	Y
26	17	8.60	340	Y
27	17	7.70	460	Y
28	16	6.40	276	Y
29	18	9.40	214	Y
30	16	6.10	296	N

DFS Radar Parameters
FCC Radar Type 4
Channel 58 Bandwidth 80+80MHz

Trial #	Number Pulses per Burst	Pulse Width (Microseconds)	Pulse Repetition Interval (Microseconds)	Detection (Yes / No)
1	16	18.70	400	Y
2	16	19.50	474	Y
3	12	11.20	336	N
4	13	13.10	284	Y
5	15	18.20	239	Y
6	13	13.30	405	Y
7	12	12.10	342	Y
8	15	16.80	409	Y
9	15	17.80	299	Y
10	16	18.80	471	Y
11	12	11.10	390	Y
12	14	15.00	290	Y
13	14	16.30	346	Y
14	14	16.00	406	N
15	12	12.10	355	Y
16	15	18.20	318	Y
17	16	18.40	500	Y
18	15	17.70	274	Y
19	16	18.30	499	Y
20	16	19.10	315	Y
21	14	14.70	375	N
22	14	15.90	356	Y
23	12	11.70	463	Y
24	13	13.40	449	Y
25	13	13.60	253	Y
26	15	16.80	340	Y
27	14	14.80	460	Y
28	12	12.00	276	Y
29	16	18.50	214	Y
30	12	11.20	296	Y

DFS Radar Parameters
FCC Radar Type 5
Channel 58 Bandwidth 80+80MHz

Trial Number:		1				Detection (Yes/No)
Number of Bursts in Trial:		19				Yes
Chirp Center Frequency:		5290				Yes
Burst	Number of Pulses	Pulse Width (Microseconds)	Chirp Width (MHz)	Pulse 1-to-2 Spacing (µsec)	Pulse 2-to-3 Spacing (µsec)	Starting Location Within Interval (µsec)
1	3	92.5	18	1250	1278	1302
2	3	97.1	18	1655	1023	1260
3	1	51.3	18	-	-	1120
4	1	61.7	18	-	-	1455
5	3	89.9	18	1649	1640	1381
6	1	63	18	-	-	1630
7	1	56.2	18	-	-	1826
8	2	82.1	18	1079	-	1344
9	3	87.8	18	1295	1248	1704
10	3	93.4	18	1723	1537	1045
11	1	50.8	18	-	-	1458
12	2	72.2	18	1847	-	1273
13	2	79.6	18	1378	-	1837
14	2	77.6	18	1350	-	1934
15	1	56.4	18	-	-	1569
16	3	89.7	18	1452	1902	1526
17	3	91.1	18	1857	1974	1161
18	3	87.2	18	1615	1835	1227
19	3	90.5	18	1924	1955	1519
20						

Trial Number:		2				Detection (Yes/No)
Number of Bursts in Trial:		20				Yes
Chirp Center Frequency:		5290				Yes
Burst	Number of Pulses	Pulse Width (Microseconds)	Chirp Width (MHz)	Pulse 1-to-2 Spacing (µsec)	Pulse 2-to-3 Spacing (µsec)	Starting Location Within Interval (µsec)
1	3	95	20	1051	1112	1487
2	2	70.5	20	1357	-	1130
3	2	77.3	20	1662	-	1687
4	1	54.2	20	-	-	1990
5	1	63.5	20	-	-	1138
6	1	64.8	20	-	-	1978
7	2	82.3	20	1950	-	1822
8	2	70.9	20	1613	-	1219
9	1	55.8	20	-	-	1846
10	3	91.7	20	1686	1678	1979
11	1	51.3	20	-	-	1277
12	3	83.5	20	1139	1197	1772
13	3	97.4	20	1722	1222	1993
14	3	89.8	20	1105	1089	1372
15	3	91.5	20	1731	1376	1462
16	1	58.9	20	-	-	1770
17	2	79.3	20	1407	-	1050
18	1	60.7	20	-	-	1414
19	1	61.2	20	-	-	1970
20	3	86	20	1693	1525	1733

DFS Radar Parameters
FCC Radar Type 5
Channel 58 Bandwidth 80+80MHz

Trial Number:		3				Detection (Yes/No)
Number of Bursts in Trial:		8				
Chirp Center Frequency:		5290				Yes
Burst	Number of Pulses	Pulse Width (Microseconds)	Chirp Width (MHz)	Pulse 1-to-2 Spacing (µsec)	Pulse 2-to-3 Spacing (µsec)	Starting Location Within Interval (µsec)
1	3	92.1	5	1803	1632	1431
2	1	62.9	5	-	-	1954
3	1	50.7	5	-	-	1944
4	1	57.2	5	-	-	1244
5	2	82.3	5	1182	-	1503
6	3	85.7	5	1242	1833	1410
7	2	68.4	5	1601	-	1183
8	1	61.5	5	-	-	1449
9						
10						
11						
12						
13						
14						
15						
16						
17						
18						
19						
20						

Trial Number:		4				Detection (Yes/No)
Number of Bursts in Trial:		11				
Chirp Center Frequency:		5290				Yes
Burst	Number of Pulses	Pulse Width (Microseconds)	Chirp Width (MHz)	Pulse 1-to-2 Spacing (µsec)	Pulse 2-to-3 Spacing (µsec)	Starting Location Within Interval (µsec)
1	2	71.5	8	1890	-	1917
2	3	85.3	8	1290	1885	1718
3	2	74.6	8	1091	-	1769
4	2	73.7	8	1563	-	1827
5	2	81.5	8	1565	-	1692
6	1	65	8	-	-	1947
7	1	63.5	8	-	-	1839
8	2	75.2	8	1710	-	1072
9	1	65.2	8	-	-	1054
10	3	92.9	8	1292	1780	1567
11	3	87.8	8	1909	1052	1980
12						
13						
14						
15						
16						
17						
18						
19						
20						

DFS Radar Parameters
FCC Radar Type 5
Channel 58 Bandwidth 80+80MHz

Trial Number:		5				Detection (Yes/No)
Number of Bursts in Trial:		18				Yes
Chirp Center Frequency:		5290				Yes
Burst	Number of Pulses	Pulse Width (Microseconds)	Chirp Width (MHz)	Pulse 1-to-2 Spacing (µsec)	Pulse 2-to-3 Spacing (µsec)	Starting Location Within Interval (µsec)
1	3	97	17	1798	1587	1742
2	1	57.6	17	-	-	1451
3	3	92.1	17	1752	1082	1211
4	1	50.4	17	-	-	1845
5	3	90.4	17	1235	1732	1228
6	3	86.4	17	1287	1794	1382
7	1	59.8	17	-	-	1127
8	1	53.4	17	-	-	1493
9	2	82.5	17	1940	-	1683
10	3	88.2	17	1465	1658	1466
11	2	68.6	17	1026	-	1761
12	2	77.1	17	1395	-	1144
13	2	78.9	17	1110	-	1849
14	2	79.8	17	1299	-	1740
15	1	51.2	17	-	-	1281
16	3	98.5	17	1351	1282	1717
17	2	82	17	1365	-	1117
18	2	69.7	17	1066	-	1734
19						
20						

Trial Number:		6				Detection (Yes/No)
Number of Bursts in Trial:		11				Yes
Chirp Center Frequency:		5290				Yes
Burst	Number of Pulses	Pulse Width (Microseconds)	Chirp Width (MHz)	Pulse 1-to-2 Spacing (µsec)	Pulse 2-to-3 Spacing (µsec)	Starting Location Within Interval (µsec)
1	2	70	9	1355	-	1889
2	2	71.9	9	1090	-	1864
3	2	77.8	9	1328	-	1680
4	3	96.4	9	1165	1540	1020
5	2	70.7	9	1555	-	1297
6	3	99.5	9	1696	1589	1919
7	2	70.6	9	1037	-	1337
8	2	67.1	9	1560	-	1814
9	2	77.7	9	1402	-	1818
10	1	51.9	9	-	-	1988
11	2	82.3	9	1938	-	1490
12						
13						
14						
15						
16						
17						
18						
19						
20						

DFS Radar Parameters
FCC Radar Type 5
Channel 58 Bandwidth 80+80MHz

Trial Number:		7				Detection (Yes/No)
Number of Bursts in Trial:		9				Yes
Chirp Center Frequency:		5290				Yes
Burst	Number of Pulses	Pulse Width (Microseconds)	Chirp Width (MHz)	Pulse 1-to-2 Spacing (µsec)	Pulse 2-to-3 Spacing (µsec)	Starting Location Within Interval (µsec)
1	2	76.2	7	1572	-	1240
2	1	66.3	7	-	-	1443
3	3	93.7	7	1571	1210	1098
4	3	86.5	7	1832	1363	1125
5	2	72.9	7	1348	-	1796
6	1	64.3	7	-	-	1628
7	2	78.3	7	1684	-	1577
8	3	100	7	1617	1128	1746
9	1	62.5	7	-	-	1267
10						
11						
12						
13						
14						
15						
16						
17						
18						
19						
20						

Trial Number:		8				Detection (Yes/No)
Number of Bursts in Trial:		16				Yes
Chirp Center Frequency:		5290				Yes
Burst	Number of Pulses	Pulse Width (Microseconds)	Chirp Width (MHz)	Pulse 1-to-2 Spacing (µsec)	Pulse 2-to-3 Spacing (µsec)	Starting Location Within Interval (µsec)
1	1	60.4	15	-	-	1498
2	2	70.8	15	1807	-	1558
3	2	72.4	15	1907	-	1918
4	2	82.2	15	1627	-	1369
5	3	86	15	1229	1341	1154
6	2	73.4	15	1585	-	1450
7	1	52.8	15	-	-	1320
8	1	58.1	15	-	-	1417
9	3	95.7	15	1345	1479	1981
10	3	93.9	15	1115	1997	1543
11	2	80.2	15	1416	-	1553
12	1	66.6	15	-	-	1192
13	2	81.5	15	1541	-	1087
14	1	55.4	15	-	-	1697
15	3	95.2	15	1602	1820	1429
16	2	70.9	15	1547	-	1017
17						
18						
19						
20						

DFS Radar Parameters
FCC Radar Type 5
Channel 58 Bandwidth 80+80MHz

Trial Number:		9				Detection (Yes/No)
Number of Bursts in Trial:		17				
Chirp Center Frequency:		5290				Yes
Burst	Number of Pulses	Pulse Width (Microseconds)	Chirp Width (MHz)	Pulse 1-to-2 Spacing (µsec)	Pulse 2-to-3 Spacing (µsec)	Starting Location Within Interval (µsec)
1	1	60	17	-	-	1208
2	1	50.5	17	-	-	1927
3	3	86.9	17	1422	1021	1996
4	3	92.7	17	1178	1994	1477
5	2	79.8	17	1654	-	1408
6	2	73.3	17	1636	-	1904
7	1	58.7	17	-	-	1092
8	1	57.8	17	-	-	1063
9	2	71.2	17	1354	-	1728
10	1	56.2	17	-	-	1206
11	2	71.9	17	1142	-	1964
12	2	74.9	17	1006	-	1053
13	3	90.7	17	1973	1599	1409
14	1	56	17	-	-	1485
15	1	65.5	17	-	-	1121
16	2	72.9	17	1520	-	1347
17	3	98.5	17	1086	1189	1265
18						
19						
20						

Trial Number:		10				Detection (Yes/No)
Number of Bursts in Trial:		19				
Chirp Center Frequency:		5290				Yes
Burst	Number of Pulses	Pulse Width (Microseconds)	Chirp Width (MHz)	Pulse 1-to-2 Spacing (µsec)	Pulse 2-to-3 Spacing (µsec)	Starting Location Within Interval (µsec)
1	2	69.4	18	1793	-	1261
2	1	59.3	18	-	-	1706
3	3	99.3	18	1705	1956	1046
4	3	99.6	18	1573	1041	1821
5	3	95.7	18	1059	1230	1844
6	1	60.4	18	-	-	1677
7	3	97.4	18	1838	1646	1425
8	3	96.6	18	1856	1898	1811
9	1	62.5	18	-	-	1419
10	2	71.4	18	1289	-	1858
11	3	83.8	18	1545	1716	2000
12	2	71.8	18	1418	-	1259
13	1	65.7	18	-	-	1754
14	3	94.8	18	1349	1962	1424
15	1	60.8	18	-	-	1959
16	3	98.5	18	1008	1621	1873
17	1	65.6	18	-	-	1279
18	1	62.9	18	-	-	1288
19	1	63.7	18	-	-	1096
20						

DFS Radar Parameters
FCC Radar Type 5
Channel 58 Bandwidth 80+80MHz

Trial Number:		11				Detection (Yes/No)
Number of Bursts in Trial:		8				Yes
Chirp Center Frequency:		5290				Yes
Burst	Number of Pulses	Pulse Width (Microseconds)	Chirp Width (MHz)	Pulse 1-to-2 Spacing (µsec)	Pulse 2-to-3 Spacing (µsec)	Starting Location Within Interval (µsec)
1	3	91.5	5	1326	1190	1842
2	1	57.3	5	-	-	1784
3	2	82.7	5	1882	-	1810
4	3	87.1	5	1983	1664	1932
5	1	62.1	5	-	-	1343
6	1	64.5	5	-	-	1637
7	1	61	5	-	-	1132
8	2	79.8	5	1191	-	1145
9						
10						
11						
12						
13						
14						
15						
16						
17						
18						
19						
20						

Trial Number:		12				Detection (Yes/No)
Number of Bursts in Trial:		13				Yes
Chirp Center Frequency:		5290				Yes
Burst	Number of Pulses	Pulse Width (Microseconds)	Chirp Width (MHz)	Pulse 1-to-2 Spacing (µsec)	Pulse 2-to-3 Spacing (µsec)	Starting Location Within Interval (µsec)
1	1	51.5	51.5	-	-	1371
2	2	78	78	1977	-	1518
3	2	67.4	67.4	1254	-	1579
4	3	89.7	89.7	1702	1876	1883
5	2	78.3	78.3	1126	-	1009
6	1	57.2	57.2	-	-	1495
7	2	68.2	68.2	1333	-	1428
8	1	62	62	-	-	1075
9	3	96.1	96.1	1380	1653	1143
10	3	96	96	1581	1786	1514
11	2	71.3	71.3	1931	-	1523
12	1	64.4	64.4	-	-	1100
13	3	90.1	90.1	1403	1013	1484
14						
15						
16						
17						
18						
19						
20						

DFS Radar Parameters
FCC Radar Type 5
Channel 58 Bandwidth 80+80MHz

Trial Number:			13			Detection (Yes/No)
Number of Bursts in Trial:			15			
Chirp Center Frequency:			5290			Yes
Burst	Number of Pulses	Pulse Width (Microseconds)	Chirp Width (MHz)	Pulse 1-to-2 Spacing (µsec)	Pulse 2-to-3 Spacing (µsec)	Starting Location Within Interval (µsec)
1	3	89.6	14	1022	1070	1789
2	3	96.2	14	1401	1158	1048
3	2	67.3	14	1629	-	1813
4	1	51.8	14	-	-	1390
5	2	74.9	14	1499	-	1603
6	3	86.1	14	1475	1921	1893
7	1	55.4	14	-	-	1399
8	1	61.5	14	-	-	1043
9	1	61	14	-	-	1184
10	2	76.4	14	1527	-	1747
11	2	75.1	14	1583	-	1234
12	3	93.1	14	1180	1614	1719
13	1	51.8	14	-	-	1975
14	2	81.5	14	1133	-	1531
15	3	91.2	14	1030	1987	1986
16						
17						
18						
19						
20						

Trial Number:			14			Detection (Yes/No)
Number of Bursts in Trial:			15			
Chirp Center Frequency:			5290			Yes
Burst	Number of Pulses	Pulse Width (Microseconds)	Chirp Width (MHz)	Pulse 1-to-2 Spacing (µsec)	Pulse 2-to-3 Spacing (µsec)	Starting Location Within Interval (µsec)
1	3	86.8	13	1060	1875	1463
2	2	72.3	13	1737	-	1817
3	3	87.1	13	1781	1435	1689
4	3	85	13	1258	1766	1926
5	3	84.6	13	1884	1116	1901
6	2	80.7	13	1870	-	1353
7	3	95.9	13	1001	1797	1953
8	2	68.6	13	1517	-	1894
9	3	95.1	13	1714	1150	1922
10	2	81.8	13	1312	-	1071
11	1	55.4	13	-	-	1860
12	1	64.5	13	-	-	1913
13	3	97.6	13	1377	1874	1049
14	2	82.7	13	1768	-	1712
15	1	64.8	13	-	-	1065
16						
17						
18						
19						
20						

DFS Radar Parameters
FCC Radar Type 5
Channel 58 Bandwidth 80+80MHz

Trial Number:		15				Detection (Yes/No)
Number of Bursts in Trial:		9				Yes
Chirp Center Frequency:		5290				Yes
Burst	Number of Pulses	Pulse Width (Microseconds)	Chirp Width (MHz)	Pulse 1-to-2 Spacing (µsec)	Pulse 2-to-3 Spacing (µsec)	Starting Location Within Interval (µsec)
1	1	52.5	7	-	-	1167
2	3	94.3	7	1461	1669	1659
3	3	98.6	7	1346	1270	1968
4	2	73.6	7	1237	-	1332
5	1	51.8	7	-	-	1168
6	1	61.2	7	-	-	1611
7	1	65.4	7	-	-	1897
8	3	85.3	7	1809	1106	1393
9	3	87.3	7	1159	1437	1199
10						
11						
12						
13						
14						
15						
16						
17						
18						
19						
20						

Trial Number:		16				Detection (Yes/No)
Number of Bursts in Trial:		18				Yes
Chirp Center Frequency:		5290				Yes
Burst	Number of Pulses	Pulse Width (Microseconds)	Chirp Width (MHz)	Pulse 1-to-2 Spacing (µsec)	Pulse 2-to-3 Spacing (µsec)	Starting Location Within Interval (µsec)
1	2	78.5	17	1505	-	1852
2	1	55.5	17	-	-	1263
3	2	68.2	17	1840	-	1406
4	3	90.5	17	1488	1309	1056
5	1	51.5	17	-	-	1506
6	3	92.4	17	2000	1196	1368
7	3	96.7	17	1929	1383	1528
8	2	76.5	17	1516	-	1209
9	2	75.8	17	1806	-	1441
10	2	77.1	17	1763	-	1515
11	2	75.3	17	1639	-	1843
12	2	73.8	17	1313	-	1866
13	1	58.9	17	-	-	1836
14	3	86.4	17	1038	1935	1777
15	2	79.8	17	1804	-	1644
16	1	59.4	17	-	-	1306
17	3	93.8	17	1759	1003	1036
18	2	77.5	17	1510	-	1633
19						
20						

DFS Radar Parameters
FCC Radar Type 5
Channel 58 Bandwidth 80+80MHz

Trial Number:			17			Detection (Yes/No)
Number of Bursts in Trial:			18			Yes
Chirp Center Frequency:			5290			Yes
Burst	Number of Pulses	Pulse Width (Microseconds)	Chirp Width (MHz)	Pulse 1-to-2 Spacing (µsec)	Pulse 2-to-3 Spacing (µsec)	Starting Location Within Interval (µsec)
1	2	72.3	18	1749	-	1296
2	2	70.1	18	1212	-	1591
3	2	69.5	18	1730	-	1536
4	2	71.6	18	1745	-	1442
5	1	57.9	18	-	-	1576
6	2	78.8	18	1136	-	1828
7	3	96.3	18	1405	1529	1694
8	2	73.9	18	1426	-	1214
9	2	80.9	18	1413	-	1863
10	3	94.5	18	1300	1512	1681
11	2	78.2	18	1800	-	1284
12	2	79.6	18	1851	-	1892
13	2	80	18	1957	-	1251
14	2	71.4	18	1941	-	1703
15	3	87.1	18	1788	1123	1358
16	3	99.9	18	1556	1034	1236
17	1	56.5	18	-	-	1042
18	2	79.1	18	1648	-	1394
19						
20						

Trial Number:			18			Detection (Yes/No)
Number of Bursts in Trial:			17			Yes
Chirp Center Frequency:			5290			Yes
Burst	Number of Pulses	Pulse Width (Microseconds)	Chirp Width (MHz)	Pulse 1-to-2 Spacing (µsec)	Pulse 2-to-3 Spacing (µsec)	Starting Location Within Interval (µsec)
1	1	62.4	16	-	-	1965
2	1	55.3	16	-	-	1492
3	2	67.1	16	1502	-	1701
4	1	52.7	16	-	-	1645
5	3	85.2	16	1179	1031	1444
6	2	78.9	16	1991	-	1316
7	3	88.8	16	1504	1869	1430
8	2	70.5	16	1665	-	1286
9	1	57.3	16	-	-	1147
10	3	91	16	1078	1253	1215
11	3	93.6	16	1469	1559	1744
12	1	57.8	16	-	-	1338
13	2	68.8	16	1113	-	1135
14	1	64.2	16	-	-	1966
15	1	58.1	16	-	-	1778
16	3	83.7	16	1217	1107	1720
17	3	93.1	16	1241	1069	1231
18						
19						
20						

DFS Radar Parameters
FCC Radar Type 5
Channel 58 Bandwidth 80+80MHz

Trial Number:		19				Detection (Yes/No)
Number of Bursts in Trial:		18				
Chirp Center Frequency:		5290				Yes
Burst	Number of Pulses	Pulse Width (Microseconds)	Chirp Width (MHz)	Pulse 1-to-2 Spacing (µsec)	Pulse 2-to-3 Spacing (µsec)	Starting Location Within Interval (µsec)
1	1	65.1	17	-	-	1530
2	2	67.8	17	1899.000	-	1738
3	1	56.8	17	-	-	1542
4	3	97.7	17	1725.000	1729.000	1024
5	3	89.4	17	1652.000	1146.000	1552
6	3	94.2	17	1486.000	1942.000	1080
7	2	77.6	17	1327.000	-	1549
8	1	61.4	17	-	-	1187
9	1	52.1	17	-	-	1489
10	3	98.4	17	1200.000	1162.000	1352
11	3	96.2	17	1700.000	1438.000	1379
12	3	97.2	17	1033.000	1951.000	1322
13	1	53.9	17	-	-	1073
14	3	86.8	17	1433.000	1764.000	1928
15	1	59.1	17	-	-	1590
16	2	79.9	17	1995.000	-	1618
17	1	50.7	17	-	-	1002
18	3	97	17	1802.000	1097.000	1626
19						
20						

Trial Number:		20				Detection (Yes/No)
Number of Bursts in Trial:		19				
Chirp Center Frequency:		5290				Yes
Burst	Number of Pulses	Pulse Width (Microseconds)	Chirp Width (MHz)	Pulse 1-to-2 Spacing (µsec)	Pulse 2-to-3 Spacing (µsec)	Starting Location Within Interval (µsec)
1	3	88.4	19	1373	1280	1213
2	1	60.4	19	-	-	1647
3	2	69.5	19	1446	-	1257
4	3	85	19	1886	1791	1101
5	3	90.6	19	1923	1698	1068
6	2	82.9	19	1186	-	1264
7	3	87.5	19	1067	1276	1960
8	2	71.5	19	1726	-	1122
9	1	55.2	19	-	-	1109
10	2	80.3	19	1081	-	1076
11	2	73	19	1415	-	1202
12	2	75.7	19	1170	-	1721
13	1	64	19	-	-	1933
14	2	71.5	19	1412	-	1160
15	3	96.3	19	1460	1963	1606
16	2	78.3	19	1216	-	1386
17	2	71.9	19	1564	-	1077
18	2	82.1	19	1318	-	1888
19	3	99.7	19	1012	1201	1335
20						

DFS Radar Parameters
FCC Radar Type 5
Channel 58 Bandwidth 80+80MHz

Trial Number:		21				Detection (Yes/No)
Number of Bursts in Trial:		13				Yes
Chirp Center Frequency:		5290				Yes
Burst	Number of Pulses	Pulse Width (Microseconds)	Chirp Width (MHz)	Pulse 1-to-2 Spacing (µsec)	Pulse 2-to-3 Spacing (µsec)	Starting Location Within Interval (µsec)
1	2	81.5	11	1173	-	1420
2	2	73	11	1612	-	1607
3	1	61.1	11	-	-	1301
4	3	89.5	11	1900	1323	1140
5	3	91.3	11	1325	1057	1169
6	2	83	11	1362	-	1268
7	2	80.6	11	1411	-	1707
8	3	92.6	11	1272	1058	1513
9	2	73.4	11	1074	-	1247
10	1	53.4	11	-	-	1795
11	1	54.2	11	-	-	1608
12	3	84.5	11	1207	1334	1972
13	2	78	11	1218	-	1861
14						
15						
16						
17						
18						
19						
20						

Trial Number:		22				Detection (Yes/No)
Number of Bursts in Trial:		15				Yes
Chirp Center Frequency:		5290				Yes
Burst	Number of Pulses	Pulse Width (Microseconds)	Chirp Width (MHz)	Pulse 1-to-2 Spacing (µsec)	Pulse 2-to-3 Spacing (µsec)	Starting Location Within Interval (µsec)
1	2	68	13	1011	-	1688
2	2	67.2	13	1387	-	1854
3	2	69.7	13	1007	-	1989
4	2	73.2	13	1829	-	1164
5	2	73.6	13	1040	-	1767
6	2	80.2	13	1709	-	1903
7	2	77.3	13	1340	-	1361
8	2	74	13	1471	-	1388
9	1	60.1	13	-	-	1359
10	2	67.9	13	1984	-	1307
11	3	89	13	1269	1868	1188
12	3	97.4	13	1342	1010	1762
13	3	88.5	13	1930	1790	1314
14	2	76.4	13	1779	-	1546
15	3	84.4	13	1194	1239	1256
16						
17						
18						
19						
20						

DFS Radar Parameters
FCC Radar Type 5
Channel 58 Bandwidth 80+80MHz

Trial Number:		23				Detection (Yes/No)
Number of Bursts in Trial:		9				Yes
Chirp Center Frequency:		5290				Yes
Burst	Number of Pulses	Pulse Width (Microseconds)	Chirp Width (MHz)	Pulse 1-to-2 Spacing (µsec)	Pulse 2-to-3 Spacing (µsec)	Starting Location Within Interval (µsec)
1	2	74.6	6	1834	-	1775
2	1	50.8	6	-	-	1631
3	2	75.7	6	1676	-	1748
4	1	64.8	6	-	-	1193
5	2	77	6	1561	-	1225
6	2	80.2	6	1550	-	1294
7	2	69.3	6	1470	-	1682
8	2	74	6	1093	-	1711
9	2	77.2	6	1099	-	1088
10						
11						
12						
13						
14						
15						
16						
17						
18						
19						
20						

Trial Number:		24				Detection (Yes/No)
Number of Bursts in Trial:		11				Yes
Chirp Center Frequency:		5290				Yes
Burst	Number of Pulses	Pulse Width (Microseconds)	Chirp Width (MHz)	Pulse 1-to-2 Spacing (µsec)	Pulse 2-to-3 Spacing (µsec)	Starting Location Within Interval (µsec)
1	2	71	9	1467	-	1152
2	2	78.3	9	1905	-	1939
3	1	51.9	9	-	-	1319
4	1	59.9	9	-	-	1679
5	3	90.3	9	1171	1439	1224
6	1	64.1	9	-	-	1205
7	2	68	9	1185	-	1841
8	1	50.9	9	-	-	1823
9	3	95.8	9	1317	1642	1619
10	3	95	9	1061	1454	1459
11	1	57.7	9	-	-	1936
12						
13						
14						
15						
16						
17						
18						
19						
20						

DFS Radar Parameters
FCC Radar Type 5
Channel 58 Bandwidth 80+80MHz

Trial Number:		25				Detection (Yes/No)
Number of Bursts in Trial:		11				Yes
Chirp Center Frequency:		5290				Yes
Burst	Number of Pulses	Pulse Width (Microseconds)	Chirp Width (MHz)	Pulse 1-to-2 Spacing (µsec)	Pulse 2-to-3 Spacing (µsec)	Starting Location Within Interval (µsec)
1	3	96.8	9	1699	1004	1915
2	1	51.8	9	-	-	1735
3	2	73.1	9	1174	-	1151
4	1	54.7	9	-	-	1482
5	3	91.8	9	1643	1473	1635
6	1	54.8	9	-	-	1468
7	2	75.7	9	1331	-	1594
8	2	71.3	9	1233	-	1872
9	1	55	9	-	-	1500
10	2	72.2	9	1945	-	1815
11	3	92.2	9	1015	1937	1724
12						
13						
14						
15						
16						
17						
18						
19						
20						

Trial Number:		26				Detection (Yes/No)
Number of Bursts in Trial:		16				Yes
Chirp Center Frequency:		5290				Yes
Burst	Number of Pulses	Pulse Width (Microseconds)	Chirp Width (MHz)	Pulse 1-to-2 Spacing (µsec)	Pulse 2-to-3 Spacing (µsec)	Starting Location Within Interval (µsec)
1	1	52.8	15	-	-	1220
2	1	56.6	15	-	-	1447
3	3	96.3	15	1448	1102	1396
4	2	68	15	1509	-	1672
5	2	72.5	15	1507	-	1906
6	2	77.8	15	1432	-	1478
7	3	89.5	15	1961	1385	1329
8	1	57.5	15	-	-	1663
9	3	97.9	15	1782	1330	1025
10	3	98.8	15	1943	1673	1597
11	3	93.2	15	1249	1596	1750
12	3	92.5	15	1998	1204	1400
13	1	52.2	15	-	-	1111
14	3	95.4	15	1176	1670	1622
15	2	78.2	15	1014	-	1108
16	2	67.3	15	1982	-	1062
17						
18						
19						
20						

DFS Radar Parameters
FCC Radar Type 5
Channel 58 Bandwidth 80+80MHz

Trial Number:		27				Detection (Yes/No)
Number of Bursts in Trial:		13				Yes
Chirp Center Frequency:		5290				Yes
Burst	Number of Pulses	Pulse Width (Microseconds)	Chirp Width (MHz)	Pulse 1-to-2 Spacing (µsec)	Pulse 2-to-3 Spacing (µsec)	Starting Location Within Interval (µsec)
1	3	83.8	11	1094	1483	1474
2	3	96.1	11	1427	1104	1129
3	3	99.9	11	1203	1574	1085
4	3	88	11	1308	1739	1691
5	1	51.5	11	-	-	1262
6	3	93.5	11	1035	1660	1238
7	2	68.7	11	1535	-	1000
8	3	87.6	11	1137	1773	1911
9	2	72.8	11	1453	-	1690
10	2	77.7	11	1303	-	1668
11	2	70.9	11	1018	-	1666
12	2	73.1	11	1871	-	1398
13	2	72.2	11	1521	-	1771
14						
15						
16						
17						
18						
19						
20						

Trial Number:		28				Detection (Yes/No)
Number of Bursts in Trial:		9				Yes
Chirp Center Frequency:		5290				Yes
Burst	Number of Pulses	Pulse Width (Microseconds)	Chirp Width (MHz)	Pulse 1-to-2 Spacing (µsec)	Pulse 2-to-3 Spacing (µsec)	Starting Location Within Interval (µsec)
1	1	54.5	6	-	-	1685
2	3	98.1	6	1695	1366	1291
3	2	68.9	6	1496	-	1360
4	1	55	6	-	-	1103
5	2	78.8	6	1198	-	1967
6	2	75.5	6	1862	-	1952
7	3	95.3	6	1580	1544	1339
8	1	63.6	6	-	-	1285
9	2	72.3	6	1624	-	1776
10						
11						
12						
13						
14						
15						
16						
17						
18						
19						
20						

DFS Radar Parameters
FCC Radar Type 5
Channel 58 Bandwidth 80+80MHz

Trial Number:		29				Detection (Yes/No)
Number of Bursts in Trial:		18				Yes
Chirp Center Frequency:		5290				Yes
Burst	Number of Pulses	Pulse Width (Microseconds)	Chirp Width (MHz)	Pulse 1-to-2 Spacing (µsec)	Pulse 2-to-3 Spacing (µsec)	Starting Location Within Interval (µsec)
1	3	91.6	18	1445	1221	1855
2	3	90.3	18	1374	1149	1848
3	1	61.5	18	-	-	1895
4	3	88.3	18	1765	1118	1032
5	3	97.2	18	1830	1177	1554
6	1	58.9	18	-	-	1641
7	1	53.5	18	-	-	1324
8	1	59.3	18	-	-	1971
9	2	70.9	18	1785	-	1304
10	1	59.4	18	-	-	1494
11	1	63.5	18	-	-	1948
12	3	87.5	18	1604	1480	1908
13	3	91.9	18	1044	1397	1675
14	2	75.2	18	1819	-	1715
15	1	55.2	18	-	-	1155
16	3	84.2	18	1638	1743	1757
17	3	90.7	18	1891	1457	1671
18	1	59.3	18	-	-	1356
19						
20						

Trial Number:		30				Detection (Yes/No)
Number of Bursts in Trial:		8				Yes
Chirp Center Frequency:		5290				Yes
Burst	Number of Pulses	Pulse Width (Microseconds)	Chirp Width (MHz)	Pulse 1-to-2 Spacing (µsec)	Pulse 2-to-3 Spacing (µsec)	Starting Location Within Interval (µsec)
1	3	88	5	1391	1592	1925
2	1	58.6	5	-	-	1223
3	3	95.3	5	1879	1532	1623
4	3	94.9	5	1275	1916	1609
5	1	56.8	5	-	-	1027
6	1	66.3	5	-	-	1992
7	3	85.3	5	1610	1370	1522
8	3	93.3	5	1321	1476	1575
9						
10						
11						
12						
13						
14						
15						
16						
17						
18						
19						
20						

DFS Radar Parameters
FCC Radar Type 1
Channel 58 Bandwidth 80MHz

Trial #	Pulse Repetition Frequency Number (1 to 23)	Pulse Repetition Frequency (Pulses Per Second)	Pulse Repetition Interval (Microseconds)	Detection (Yes / No)
1	3	1792.11	558	Y
2	15	1253.13	798	Y
3	5	1672.24	598	Y
4	8	1519.76	658	Y
5	22	1066.10	938	Y
6	12	326.16	3066	Y
7	2	1858.74	538	Y
8	6	1618.12	618	Y
9	14	1285.35	778	Y
10	21	1089.32	918	Y
11	1	1930.50	518	Y
12	18	1165.50	858	Y
13	17	1193.32	838	Y
14	12	1355.01	738	Y
15	7	1567.40	638	Y
16		701.75	1425	Y
17		1218.03	821	Y
18		396.51	2522	Y
19		480.08	2083	Y
20		505.82	1977	Y
21		1612.90	620	Y
22		549.45	1820	Y
23		440.33	2271	Y
24		1090.51	917	Y
25		330.91	3022	Y
26		352.61	2836	Y
27		759.30	1317	Y
28		396.98	2519	Y
29		741.84	1348	Y
30		368.19	2716	Y

DFS Radar Parameters
FCC Radar Type 2
Channel 58 Bandwidth 80MHz

Trial #	Number Pulses per Burst	Pulse Width (Microseconds)	Pulse Repetition Interval (Microseconds)	Detection (Yes / No)
1	28	4.40	227	Y
2	29	4.80	205	Y
3	23	1.10	173	Y
4	24	1.90	194	Y
5	28	4.20	175	Y
6	24	2.00	212	Y
7	23	1.50	207	Y
8	27	3.60	192	Y
9	28	4.00	160	Y
10	29	4.50	178	Y
11	23	1.00	187	Y
12	26	2.80	193	Y
13	27	3.40	206	Y
14	26	3.20	181	N
15	23	1.50	164	N
16	28	4.20	150	Y
17	28	4.30	153	Y
18	28	4.00	228	Y
19	28	4.30	200	Y
20	29	4.60	169	Y
21	25	2.60	168	N
22	26	3.20	222	Y
23	23	1.30	226	Y
24	24	2.10	161	Y
25	25	2.20	215	Y
26	27	3.60	229	Y
27	25	2.70	185	Y
28	23	1.40	221	Y
29	28	4.40	158	Y
30	23	1.10	209	Y

DFS Radar Parameters
FCC Radar Type 3
Channel 58 Bandwidth 80MHz

Trial #	Number Pulses per Burst	Pulse Width (Microseconds)	Pulse Repetition Interval (Microseconds)	Detection (Yes / No)
1	18	9.40	400	Y
2	18	9.80	474	Y
3	16	6.10	336	Y
4	16	6.90	284	Y
5	18	9.20	239	Y
6	16	7.00	405	Y
7	16	6.50	342	N
8	17	8.60	409	Y
9	18	9.00	299	Y
10	18	9.50	471	Y
11	16	6.00	390	Y
12	17	7.80	290	Y
13	17	8.40	346	Y
14	17	8.20	406	Y
15	16	6.50	355	Y
16	18	9.20	318	Y
17	18	9.30	500	Y
18	18	9.00	274	Y
19	18	9.30	499	Y
20	18	9.60	315	Y
21	17	7.60	375	N
22	17	8.20	356	Y
23	16	6.30	463	Y
24	16	7.10	449	Y
25	16	7.20	253	Y
26	17	8.60	340	Y
27	17	7.70	460	Y
28	16	6.40	276	Y
29	18	9.40	214	Y
30	16	6.10	296	Y

DFS Radar Parameters
FCC Radar Type 4
Channel 58 Bandwidth 80MHz

Trial #	Number Pulses per Burst	Pulse Width (Microseconds)	Pulse Repetition Interval (Microseconds)	Detection (Yes / No)
1	16	18.70	400	Y
2	16	19.50	474	Y
3	12	11.20	336	Y
4	13	13.10	284	Y
5	15	18.20	239	Y
6	13	13.30	405	Y
7	12	12.10	342	Y
8	15	16.80	409	Y
9	15	17.80	299	Y
10	16	18.80	471	Y
11	12	11.10	390	Y
12	14	15.00	290	Y
13	14	16.30	346	Y
14	14	16.00	406	Y
15	12	12.10	355	N
16	15	18.20	318	N
17	16	18.40	500	Y
18	15	17.70	274	Y
19	16	18.30	499	Y
20	16	19.10	315	Y
21	14	14.70	375	Y
22	14	15.90	356	Y
23	12	11.70	463	Y
24	13	13.40	449	Y
25	13	13.60	253	Y
26	15	16.80	340	Y
27	14	14.80	460	Y
28	12	12.00	276	Y
29	16	18.50	214	Y
30	12	11.20	296	Y

DFS Radar Parameters
FCC Radar Type 5
Channel 58 Bandwidth 80MHz

Trial Number:		1				Detection (Yes/No)
Number of Bursts in Trial:		19				Yes
Chirp Center Frequency:		5290				Yes
Burst	Number of Pulses	Pulse Width (Microseconds)	Chirp Width (MHz)	Pulse 1-to-2 Spacing (µsec)	Pulse 2-to-3 Spacing (µsec)	Starting Location Within Interval (µsec)
1	3	92.5	18	1250	1278	1302
2	3	97.1	18	1655	1023	1260
3	1	51.3	18	-	-	1120
4	1	61.7	18	-	-	1455
5	3	89.9	18	1649	1640	1381
6	1	63	18	-	-	1630
7	1	56.2	18	-	-	1826
8	2	82.1	18	1079	-	1344
9	3	87.8	18	1295	1248	1704
10	3	93.4	18	1723	1537	1045
11	1	50.8	18	-	-	1458
12	2	72.2	18	1847	-	1273
13	2	79.6	18	1378	-	1837
14	2	77.6	18	1350	-	1934
15	1	56.4	18	-	-	1569
16	3	89.7	18	1452	1902	1526
17	3	91.1	18	1857	1974	1161
18	3	87.2	18	1615	1835	1227
19	3	90.5	18	1924	1955	1519
20						

Trial Number:		2				Detection (Yes/No)
Number of Bursts in Trial:		20				Yes
Chirp Center Frequency:		5290				Yes
Burst	Number of Pulses	Pulse Width (Microseconds)	Chirp Width (MHz)	Pulse 1-to-2 Spacing (µsec)	Pulse 2-to-3 Spacing (µsec)	Starting Location Within Interval (µsec)
1	3	95	20	1051	1112	1487
2	2	70.5	20	1357	-	1130
3	2	77.3	20	1662	-	1687
4	1	54.2	20	-	-	1990
5	1	63.5	20	-	-	1138
6	1	64.8	20	-	-	1978
7	2	82.3	20	1950	-	1822
8	2	70.9	20	1613	-	1219
9	1	55.8	20	-	-	1846
10	3	91.7	20	1686	1678	1979
11	1	51.3	20	-	-	1277
12	3	83.5	20	1139	1197	1772
13	3	97.4	20	1722	1222	1993
14	3	89.8	20	1105	1089	1372
15	3	91.5	20	1731	1376	1462
16	1	58.9	20	-	-	1770
17	2	79.3	20	1407	-	1050
18	1	60.7	20	-	-	1414
19	1	61.2	20	-	-	1970
20	3	86	20	1693	1525	1733

DFS Radar Parameters
FCC Radar Type 5
Channel 58 Bandwidth 80MHz

Trial Number:		3				Detection (Yes/No)
Number of Bursts in Trial:		8				
Chirp Center Frequency:		5290				Yes
Burst	Number of Pulses	Pulse Width (Microseconds)	Chirp Width (MHz)	Pulse 1-to-2 Spacing (µsec)	Pulse 2-to-3 Spacing (µsec)	Starting Location Within Interval (µsec)
1	3	92.1	5	1803	1632	1431
2	1	62.9	5	-	-	1954
3	1	50.7	5	-	-	1944
4	1	57.2	5	-	-	1244
5	2	82.3	5	1182	-	1503
6	3	85.7	5	1242	1833	1410
7	2	68.4	5	1601	-	1183
8	1	61.5	5	-	-	1449
9						
10						
11						
12						
13						
14						
15						
16						
17						
18						
19						
20						

Trial Number:		4				Detection (Yes/No)
Number of Bursts in Trial:		11				
Chirp Center Frequency:		5290				Yes
Burst	Number of Pulses	Pulse Width (Microseconds)	Chirp Width (MHz)	Pulse 1-to-2 Spacing (µsec)	Pulse 2-to-3 Spacing (µsec)	Starting Location Within Interval (µsec)
1	2	71.5	8	1890	-	1917
2	3	85.3	8	1290	1885	1718
3	2	74.6	8	1091	-	1769
4	2	73.7	8	1563	-	1827
5	2	81.5	8	1565	-	1692
6	1	65	8	-	-	1947
7	1	63.5	8	-	-	1839
8	2	75.2	8	1710	-	1072
9	1	65.2	8	-	-	1054
10	3	92.9	8	1292	1780	1567
11	3	87.8	8	1909	1052	1980
12						
13						
14						
15						
16						
17						
18						
19						
20						

DFS Radar Parameters
FCC Radar Type 5
Channel 58 Bandwidth 80MHz

Trial Number:		5				Detection (Yes/No)
Number of Bursts in Trial:		18				Yes
Chirp Center Frequency:		5290				Yes
Burst	Number of Pulses	Pulse Width (Microseconds)	Chirp Width (MHz)	Pulse 1-to-2 Spacing (µsec)	Pulse 2-to-3 Spacing (µsec)	Starting Location Within Interval (µsec)
1	3	97	17	1798	1587	1742
2	1	57.6	17	-	-	1451
3	3	92.1	17	1752	1082	1211
4	1	50.4	17	-	-	1845
5	3	90.4	17	1235	1732	1228
6	3	86.4	17	1287	1794	1382
7	1	59.8	17	-	-	1127
8	1	53.4	17	-	-	1493
9	2	82.5	17	1940	-	1683
10	3	88.2	17	1465	1658	1466
11	2	68.6	17	1026	-	1761
12	2	77.1	17	1395	-	1144
13	2	78.9	17	1110	-	1849
14	2	79.8	17	1299	-	1740
15	1	51.2	17	-	-	1281
16	3	98.5	17	1351	1282	1717
17	2	82	17	1365	-	1117
18	2	69.7	17	1066	-	1734
19						
20						

Trial Number:		6				Detection (Yes/No)
Number of Bursts in Trial:		11				Yes
Chirp Center Frequency:		5290				Yes
Burst	Number of Pulses	Pulse Width (Microseconds)	Chirp Width (MHz)	Pulse 1-to-2 Spacing (µsec)	Pulse 2-to-3 Spacing (µsec)	Starting Location Within Interval (µsec)
1	2	70	9	1355	-	1889
2	2	71.9	9	1090	-	1864
3	2	77.8	9	1328	-	1680
4	3	96.4	9	1165	1540	1020
5	2	70.7	9	1555	-	1297
6	3	99.5	9	1696	1589	1919
7	2	70.6	9	1037	-	1337
8	2	67.1	9	1560	-	1814
9	2	77.7	9	1402	-	1818
10	1	51.9	9	-	-	1988
11	2	82.3	9	1938	-	1490
12						
13						
14						
15						
16						
17						
18						
19						
20						

DFS Radar Parameters
FCC Radar Type 5
Channel 58 Bandwidth 80MHz

Trial Number:		7				Detection (Yes/No)
Number of Bursts in Trial:		9				Yes
Chirp Center Frequency:		5290				Yes
Burst	Number of Pulses	Pulse Width (Microseconds)	Chirp Width (MHz)	Pulse 1-to-2 Spacing (µsec)	Pulse 2-to-3 Spacing (µsec)	Starting Location Within Interval (µsec)
1	2	76.2	7	1572	-	1240
2	1	66.3	7	-	-	1443
3	3	93.7	7	1571	1210	1098
4	3	86.5	7	1832	1363	1125
5	2	72.9	7	1348	-	1796
6	1	64.3	7	-	-	1628
7	2	78.3	7	1684	-	1577
8	3	100	7	1617	1128	1746
9	1	62.5	7	-	-	1267
10						
11						
12						
13						
14						
15						
16						
17						
18						
19						
20						

Trial Number:		8				Detection (Yes/No)
Number of Bursts in Trial:		16				Yes
Chirp Center Frequency:		5290				Yes
Burst	Number of Pulses	Pulse Width (Microseconds)	Chirp Width (MHz)	Pulse 1-to-2 Spacing (µsec)	Pulse 2-to-3 Spacing (µsec)	Starting Location Within Interval (µsec)
1	1	60.4	15	-	-	1498
2	2	70.8	15	1807	-	1558
3	2	72.4	15	1907	-	1918
4	2	82.2	15	1627	-	1369
5	3	86	15	1229	1341	1154
6	2	73.4	15	1585	-	1450
7	1	52.8	15	-	-	1320
8	1	58.1	15	-	-	1417
9	3	95.7	15	1345	1479	1981
10	3	93.9	15	1115	1997	1543
11	2	80.2	15	1416	-	1553
12	1	66.6	15	-	-	1192
13	2	81.5	15	1541	-	1087
14	1	55.4	15	-	-	1697
15	3	95.2	15	1602	1820	1429
16	2	70.9	15	1547	-	1017
17						
18						
19						
20						

DFS Radar Parameters
FCC Radar Type 5
Channel 58 Bandwidth 80MHz

Trial Number:		9				Detection (Yes/No)
Number of Bursts in Trial:		17				
Chirp Center Frequency:		5290				Yes
Burst	Number of Pulses	Pulse Width (Microseconds)	Chirp Width (MHz)	Pulse 1-to-2 Spacing (µsec)	Pulse 2-to-3 Spacing (µsec)	Starting Location Within Interval (µsec)
1	1	60	17	-	-	1208
2	1	50.5	17	-	-	1927
3	3	86.9	17	1422	1021	1996
4	3	92.7	17	1178	1994	1477
5	2	79.8	17	1654	-	1408
6	2	73.3	17	1636	-	1904
7	1	58.7	17	-	-	1092
8	1	57.8	17	-	-	1063
9	2	71.2	17	1354	-	1728
10	1	56.2	17	-	-	1206
11	2	71.9	17	1142	-	1964
12	2	74.9	17	1006	-	1053
13	3	90.7	17	1973	1599	1409
14	1	56	17	-	-	1485
15	1	65.5	17	-	-	1121
16	2	72.9	17	1520	-	1347
17	3	98.5	17	1086	1189	1265
18						
19						
20						

Trial Number:		10				Detection (Yes/No)
Number of Bursts in Trial:		19				
Chirp Center Frequency:		5290				Yes
Burst	Number of Pulses	Pulse Width (Microseconds)	Chirp Width (MHz)	Pulse 1-to-2 Spacing (µsec)	Pulse 2-to-3 Spacing (µsec)	Starting Location Within Interval (µsec)
1	2	69.4	18	1793	-	1261
2	1	59.3	18	-	-	1706
3	3	99.3	18	1705	1956	1046
4	3	99.6	18	1573	1041	1821
5	3	95.7	18	1059	1230	1844
6	1	60.4	18	-	-	1677
7	3	97.4	18	1838	1646	1425
8	3	96.6	18	1856	1898	1811
9	1	62.5	18	-	-	1419
10	2	71.4	18	1289	-	1858
11	3	83.8	18	1545	1716	2000
12	2	71.8	18	1418	-	1259
13	1	65.7	18	-	-	1754
14	3	94.8	18	1349	1962	1424
15	1	60.8	18	-	-	1959
16	3	98.5	18	1008	1621	1873
17	1	65.6	18	-	-	1279
18	1	62.9	18	-	-	1288
19	1	63.7	18	-	-	1096
20						

DFS Radar Parameters
FCC Radar Type 5
Channel 58 Bandwidth 80MHz

Trial Number:		11				Detection (Yes/No)
Number of Bursts in Trial:		8				
Chirp Center Frequency:		5290				No
Burst	Number of Pulses	Pulse Width (Microseconds)	Chirp Width (MHz)	Pulse 1-to-2 Spacing (µsec)	Pulse 2-to-3 Spacing (µsec)	Starting Location Within Interval (µsec)
1	3	91.5	5	1326	1190	1842
2	1	57.3	5	-	-	1784
3	2	82.7	5	1882	-	1810
4	3	87.1	5	1983	1664	1932
5	1	62.1	5	-	-	1343
6	1	64.5	5	-	-	1637
7	1	61	5	-	-	1132
8	2	79.8	5	1191	-	1145
9						
10						
11						
12						
13						
14						
15						
16						
17						
18						
19						
20						

Trial Number:		12				Detection (Yes/No)
Number of Bursts in Trial:		13				
Chirp Center Frequency:		5290				Yes
Burst	Number of Pulses	Pulse Width (Microseconds)	Chirp Width (MHz)	Pulse 1-to-2 Spacing (µsec)	Pulse 2-to-3 Spacing (µsec)	Starting Location Within Interval (µsec)
1	1	51.5	51.5	-	-	1371
2	2	78	78	1977	-	1518
3	2	67.4	67.4	1254	-	1579
4	3	89.7	89.7	1702	1876	1883
5	2	78.3	78.3	1126	-	1009
6	1	57.2	57.2	-	-	1495
7	2	68.2	68.2	1333	-	1428
8	1	62	62	-	-	1075
9	3	96.1	96.1	1380	1653	1143
10	3	96	96	1581	1786	1514
11	2	71.3	71.3	1931	-	1523
12	1	64.4	64.4	-	-	1100
13	3	90.1	90.1	1403	1013	1484
14						
15						
16						
17						
18						
19						
20						

DFS Radar Parameters
FCC Radar Type 5
Channel 58 Bandwidth 80MHz

Trial Number:		13				Detection (Yes/No)
Number of Bursts in Trial:		15				
Chirp Center Frequency:		5290				Yes
Burst	Number of Pulses	Pulse Width (Microseconds)	Chirp Width (MHz)	Pulse 1-to-2 Spacing (µsec)	Pulse 2-to-3 Spacing (µsec)	Starting Location Within Interval (µsec)
1	3	89.6	14	1022	1070	1789
2	3	96.2	14	1401	1158	1048
3	2	67.3	14	1629	-	1813
4	1	51.8	14	-	-	1390
5	2	74.9	14	1499	-	1603
6	3	86.1	14	1475	1921	1893
7	1	55.4	14	-	-	1399
8	1	61.5	14	-	-	1043
9	1	61	14	-	-	1184
10	2	76.4	14	1527	-	1747
11	2	75.1	14	1583	-	1234
12	3	93.1	14	1180	1614	1719
13	1	51.8	14	-	-	1975
14	2	81.5	14	1133	-	1531
15	3	91.2	14	1030	1987	1986
16						
17						
18						
19						
20						

Trial Number:		14				Detection (Yes/No)
Number of Bursts in Trial:		15				
Chirp Center Frequency:		5290				Yes
Burst	Number of Pulses	Pulse Width (Microseconds)	Chirp Width (MHz)	Pulse 1-to-2 Spacing (µsec)	Pulse 2-to-3 Spacing (µsec)	Starting Location Within Interval (µsec)
1	3	86.8	13	1060	1875	1463
2	2	72.3	13	1737	-	1817
3	3	87.1	13	1781	1435	1689
4	3	85	13	1258	1766	1926
5	3	84.6	13	1884	1116	1901
6	2	80.7	13	1870	-	1353
7	3	95.9	13	1001	1797	1953
8	2	68.6	13	1517	-	1894
9	3	95.1	13	1714	1150	1922
10	2	81.8	13	1312	-	1071
11	1	55.4	13	-	-	1860
12	1	64.5	13	-	-	1913
13	3	97.6	13	1377	1874	1049
14	2	82.7	13	1768	-	1712
15	1	64.8	13	-	-	1065
16						
17						
18						
19						
20						

DFS Radar Parameters
FCC Radar Type 5
Channel 58 Bandwidth 80MHz

Trial Number:		15				Detection (Yes/No)
Number of Bursts in Trial:		9				Yes
Chirp Center Frequency:		5290				Yes
Burst	Number of Pulses	Pulse Width (Microseconds)	Chirp Width (MHz)	Pulse 1-to-2 Spacing (µsec)	Pulse 2-to-3 Spacing (µsec)	Starting Location Within Interval (µsec)
1	1	52.5	7	-	-	1167
2	3	94.3	7	1461	1669	1659
3	3	98.6	7	1346	1270	1968
4	2	73.6	7	1237	-	1332
5	1	51.8	7	-	-	1168
6	1	61.2	7	-	-	1611
7	1	65.4	7	-	-	1897
8	3	85.3	7	1809	1106	1393
9	3	87.3	7	1159	1437	1199
10						
11						
12						
13						
14						
15						
16						
17						
18						
19						
20						

Trial Number:		16				Detection (Yes/No)
Number of Bursts in Trial:		18				Yes
Chirp Center Frequency:		5290				Yes
Burst	Number of Pulses	Pulse Width (Microseconds)	Chirp Width (MHz)	Pulse 1-to-2 Spacing (µsec)	Pulse 2-to-3 Spacing (µsec)	Starting Location Within Interval (µsec)
1	2	78.5	17	1505	-	1852
2	1	55.5	17	-	-	1263
3	2	68.2	17	1840	-	1406
4	3	90.5	17	1488	1309	1056
5	1	51.5	17	-	-	1506
6	3	92.4	17	2000	1196	1368
7	3	96.7	17	1929	1383	1528
8	2	76.5	17	1516	-	1209
9	2	75.8	17	1806	-	1441
10	2	77.1	17	1763	-	1515
11	2	75.3	17	1639	-	1843
12	2	73.8	17	1313	-	1866
13	1	58.9	17	-	-	1836
14	3	86.4	17	1038	1935	1777
15	2	79.8	17	1804	-	1644
16	1	59.4	17	-	-	1306
17	3	93.8	17	1759	1003	1036
18	2	77.5	17	1510	-	1633
19						
20						

DFS Radar Parameters
FCC Radar Type 5
Channel 58 Bandwidth 80MHz

Trial Number:		17				Detection (Yes/No)
Number of Bursts in Trial:		18				Yes
Chirp Center Frequency:		5290				Yes
Burst	Number of Pulses	Pulse Width (Microseconds)	Chirp Width (MHz)	Pulse 1-to-2 Spacing (µsec)	Pulse 2-to-3 Spacing (µsec)	Starting Location Within Interval (µsec)
1	2	72.3	18	1749	-	1296
2	2	70.1	18	1212	-	1591
3	2	69.5	18	1730	-	1536
4	2	71.6	18	1745	-	1442
5	1	57.9	18	-	-	1576
6	2	78.8	18	1136	-	1828
7	3	96.3	18	1405	1529	1694
8	2	73.9	18	1426	-	1214
9	2	80.9	18	1413	-	1863
10	3	94.5	18	1300	1512	1681
11	2	78.2	18	1800	-	1284
12	2	79.6	18	1851	-	1892
13	2	80	18	1957	-	1251
14	2	71.4	18	1941	-	1703
15	3	87.1	18	1788	1123	1358
16	3	99.9	18	1556	1034	1236
17	1	56.5	18	-	-	1042
18	2	79.1	18	1648	-	1394
19						
20						

Trial Number:		18				Detection (Yes/No)
Number of Bursts in Trial:		17				Yes
Chirp Center Frequency:		5290				Yes
Burst	Number of Pulses	Pulse Width (Microseconds)	Chirp Width (MHz)	Pulse 1-to-2 Spacing (µsec)	Pulse 2-to-3 Spacing (µsec)	Starting Location Within Interval (µsec)
1	1	62.4	16	-	-	1965
2	1	55.3	16	-	-	1492
3	2	67.1	16	1502	-	1701
4	1	52.7	16	-	-	1645
5	3	85.2	16	1179	1031	1444
6	2	78.9	16	1991	-	1316
7	3	88.8	16	1504	1869	1430
8	2	70.5	16	1665	-	1286
9	1	57.3	16	-	-	1147
10	3	91	16	1078	1253	1215
11	3	93.6	16	1469	1559	1744
12	1	57.8	16	-	-	1338
13	2	68.8	16	1113	-	1135
14	1	64.2	16	-	-	1966
15	1	58.1	16	-	-	1778
16	3	83.7	16	1217	1107	1720
17	3	93.1	16	1241	1069	1231
18						
19						
20						

DFS Radar Parameters
FCC Radar Type 5
Channel 58 Bandwidth 80MHz

Trial Number:			19			Detection (Yes/No)
Number of Bursts in Trial:			18			Yes
Chirp Center Frequency:			5290			Yes
Burst	Number of Pulses	Pulse Width (Microseconds)	Chirp Width (MHz)	Pulse 1-to-2 Spacing (µsec)	Pulse 2-to-3 Spacing (µsec)	Starting Location Within Interval (µsec)
1	1	65.1	17	-	-	1530
2	2	67.8	17	1899.000	-	1738
3	1	56.8	17	-	-	1542
4	3	97.7	17	1725.000	1729.000	1024
5	3	89.4	17	1652.000	1146.000	1552
6	3	94.2	17	1486.000	1942.000	1080
7	2	77.6	17	1327.000	-	1549
8	1	61.4	17	-	-	1187
9	1	52.1	17	-	-	1489
10	3	98.4	17	1200.000	1162.000	1352
11	3	96.2	17	1700.000	1438.000	1379
12	3	97.2	17	1033.000	1951.000	1322
13	1	53.9	17	-	-	1073
14	3	86.8	17	1433.000	1764.000	1928
15	1	59.1	17	-	-	1590
16	2	79.9	17	1995.000	-	1618
17	1	50.7	17	-	-	1002
18	3	97	17	1802.000	1097.000	1626
19						
20						

Trial Number:			20			Detection (Yes/No)
Number of Bursts in Trial:			19			Yes
Chirp Center Frequency:			5290			Yes
Burst	Number of Pulses	Pulse Width (Microseconds)	Chirp Width (MHz)	Pulse 1-to-2 Spacing (µsec)	Pulse 2-to-3 Spacing (µsec)	Starting Location Within Interval (µsec)
1	3	88.4	19	1373	1280	1213
2	1	60.4	19	-	-	1647
3	2	69.5	19	1446	-	1257
4	3	85	19	1886	1791	1101
5	3	90.6	19	1923	1698	1068
6	2	82.9	19	1186	-	1264
7	3	87.5	19	1067	1276	1960
8	2	71.5	19	1726	-	1122
9	1	55.2	19	-	-	1109
10	2	80.3	19	1081	-	1076
11	2	73	19	1415	-	1202
12	2	75.7	19	1170	-	1721
13	1	64	19	-	-	1933
14	2	71.5	19	1412	-	1160
15	3	96.3	19	1460	1963	1606
16	2	78.3	19	1216	-	1386
17	2	71.9	19	1564	-	1077
18	2	82.1	19	1318	-	1888
19	3	99.7	19	1012	1201	1335
20						

DFS Radar Parameters
FCC Radar Type 5
Channel 58 Bandwidth 80MHz

Trial Number:		21				Detection (Yes/No)
Number of Bursts in Trial:		13				Yes
Chirp Center Frequency:		5290				Yes
Burst	Number of Pulses	Pulse Width (Microseconds)	Chirp Width (MHz)	Pulse 1-to-2 Spacing (µsec)	Pulse 2-to-3 Spacing (µsec)	Starting Location Within Interval (µsec)
1	2	81.5	11	1173	-	1420
2	2	73	11	1612	-	1607
3	1	61.1	11	-	-	1301
4	3	89.5	11	1900	1323	1140
5	3	91.3	11	1325	1057	1169
6	2	83	11	1362	-	1268
7	2	80.6	11	1411	-	1707
8	3	92.6	11	1272	1058	1513
9	2	73.4	11	1074	-	1247
10	1	53.4	11	-	-	1795
11	1	54.2	11	-	-	1608
12	3	84.5	11	1207	1334	1972
13	2	78	11	1218	-	1861
14						
15						
16						
17						
18						
19						
20						

Trial Number:		22				Detection (Yes/No)
Number of Bursts in Trial:		15				Yes
Chirp Center Frequency:		5290				Yes
Burst	Number of Pulses	Pulse Width (Microseconds)	Chirp Width (MHz)	Pulse 1-to-2 Spacing (µsec)	Pulse 2-to-3 Spacing (µsec)	Starting Location Within Interval (µsec)
1	2	68	13	1011	-	1688
2	2	67.2	13	1387	-	1854
3	2	69.7	13	1007	-	1989
4	2	73.2	13	1829	-	1164
5	2	73.6	13	1040	-	1767
6	2	80.2	13	1709	-	1903
7	2	77.3	13	1340	-	1361
8	2	74	13	1471	-	1388
9	1	60.1	13	-	-	1359
10	2	67.9	13	1984	-	1307
11	3	89	13	1269	1868	1188
12	3	97.4	13	1342	1010	1762
13	3	88.5	13	1930	1790	1314
14	2	76.4	13	1779	-	1546
15	3	84.4	13	1194	1239	1256
16						
17						
18						
19						
20						

DFS Radar Parameters
FCC Radar Type 5
Channel 58 Bandwidth 80MHz

Trial Number:		23				Detection (Yes/No)
Number of Bursts in Trial:		9				Yes
Chirp Center Frequency:		5290				Yes
Burst	Number of Pulses	Pulse Width (Microseconds)	Chirp Width (MHz)	Pulse 1-to-2 Spacing (µsec)	Pulse 2-to-3 Spacing (µsec)	Starting Location Within Interval (µsec)
1	2	74.6	6	1834	-	1775
2	1	50.8	6	-	-	1631
3	2	75.7	6	1676	-	1748
4	1	64.8	6	-	-	1193
5	2	77	6	1561	-	1225
6	2	80.2	6	1550	-	1294
7	2	69.3	6	1470	-	1682
8	2	74	6	1093	-	1711
9	2	77.2	6	1099	-	1088
10						
11						
12						
13						
14						
15						
16						
17						
18						
19						
20						

Trial Number:		24				Detection (Yes/No)
Number of Bursts in Trial:		11				Yes
Chirp Center Frequency:		5290				Yes
Burst	Number of Pulses	Pulse Width (Microseconds)	Chirp Width (MHz)	Pulse 1-to-2 Spacing (µsec)	Pulse 2-to-3 Spacing (µsec)	Starting Location Within Interval (µsec)
1	2	71	9	1467	-	1152
2	2	78.3	9	1905	-	1939
3	1	51.9	9	-	-	1319
4	1	59.9	9	-	-	1679
5	3	90.3	9	1171	1439	1224
6	1	64.1	9	-	-	1205
7	2	68	9	1185	-	1841
8	1	50.9	9	-	-	1823
9	3	95.8	9	1317	1642	1619
10	3	95	9	1061	1454	1459
11	1	57.7	9	-	-	1936
12						
13						
14						
15						
16						
17						
18						
19						
20						

DFS Radar Parameters
FCC Radar Type 5
Channel 58 Bandwidth 80MHz

Trial Number:		25				Detection (Yes/No)
Number of Bursts in Trial:		11				Yes
Chirp Center Frequency:		5290				Yes
Burst	Number of Pulses	Pulse Width (Microseconds)	Chirp Width (MHz)	Pulse 1-to-2 Spacing (µsec)	Pulse 2-to-3 Spacing (µsec)	Starting Location Within Interval (µsec)
1	3	96.8	9	1699	1004	1915
2	1	51.8	9	-	-	1735
3	2	73.1	9	1174	-	1151
4	1	54.7	9	-	-	1482
5	3	91.8	9	1643	1473	1635
6	1	54.8	9	-	-	1468
7	2	75.7	9	1331	-	1594
8	2	71.3	9	1233	-	1872
9	1	55	9	-	-	1500
10	2	72.2	9	1945	-	1815
11	3	92.2	9	1015	1937	1724
12						
13						
14						
15						
16						
17						
18						
19						
20						

Trial Number:		26				Detection (Yes/No)
Number of Bursts in Trial:		16				Yes
Chirp Center Frequency:		5290				Yes
Burst	Number of Pulses	Pulse Width (Microseconds)	Chirp Width (MHz)	Pulse 1-to-2 Spacing (µsec)	Pulse 2-to-3 Spacing (µsec)	Starting Location Within Interval (µsec)
1	1	52.8	15	-	-	1220
2	1	56.6	15	-	-	1447
3	3	96.3	15	1448	1102	1396
4	2	68	15	1509	-	1672
5	2	72.5	15	1507	-	1906
6	2	77.8	15	1432	-	1478
7	3	89.5	15	1961	1385	1329
8	1	57.5	15	-	-	1663
9	3	97.9	15	1782	1330	1025
10	3	98.8	15	1943	1673	1597
11	3	93.2	15	1249	1596	1750
12	3	92.5	15	1998	1204	1400
13	1	52.2	15	-	-	1111
14	3	95.4	15	1176	1670	1622
15	2	78.2	15	1014	-	1108
16	2	67.3	15	1982	-	1062
17						
18						
19						
20						

DFS Radar Parameters
FCC Radar Type 5
Channel 58 Bandwidth 80MHz

Trial Number:		27				Detection (Yes/No)
Number of Bursts in Trial:		13				Yes
Chirp Center Frequency:		5290				Yes
Burst	Number of Pulses	Pulse Width (Microseconds)	Chirp Width (MHz)	Pulse 1-to-2 Spacing (µsec)	Pulse 2-to-3 Spacing (µsec)	Starting Location Within Interval (µsec)
1	3	83.8	11	1094	1483	1474
2	3	96.1	11	1427	1104	1129
3	3	99.9	11	1203	1574	1085
4	3	88	11	1308	1739	1691
5	1	51.5	11	-	-	1262
6	3	93.5	11	1035	1660	1238
7	2	68.7	11	1535	-	1000
8	3	87.6	11	1137	1773	1911
9	2	72.8	11	1453	-	1690
10	2	77.7	11	1303	-	1668
11	2	70.9	11	1018	-	1666
12	2	73.1	11	1871	-	1398
13	2	72.2	11	1521	-	1771
14						
15						
16						
17						
18						
19						
20						

Trial Number:		28				Detection (Yes/No)
Number of Bursts in Trial:		9				Yes
Chirp Center Frequency:		5290				Yes
Burst	Number of Pulses	Pulse Width (Microseconds)	Chirp Width (MHz)	Pulse 1-to-2 Spacing (µsec)	Pulse 2-to-3 Spacing (µsec)	Starting Location Within Interval (µsec)
1	1	54.5	6	-	-	1685
2	3	98.1	6	1695	1366	1291
3	2	68.9	6	1496	-	1360
4	1	55	6	-	-	1103
5	2	78.8	6	1198	-	1967
6	2	75.5	6	1862	-	1952
7	3	95.3	6	1580	1544	1339
8	1	63.6	6	-	-	1285
9	2	72.3	6	1624	-	1776
10						
11						
12						
13						
14						
15						
16						
17						
18						
19						
20						

DFS Radar Parameters
FCC Radar Type 5
Channel 58 Bandwidth 80MHz

Trial Number:		29				Detection (Yes/No)
Number of Bursts in Trial:		18				Yes
Chirp Center Frequency:		5290				Yes
Burst	Number of Pulses	Pulse Width (Microseconds)	Chirp Width (MHz)	Pulse 1-to-2 Spacing (µsec)	Pulse 2-to-3 Spacing (µsec)	Starting Location Within Interval (µsec)
1	3	91.6	18	1445	1221	1855
2	3	90.3	18	1374	1149	1848
3	1	61.5	18	-	-	1895
4	3	88.3	18	1765	1118	1032
5	3	97.2	18	1830	1177	1554
6	1	58.9	18	-	-	1641
7	1	53.5	18	-	-	1324
8	1	59.3	18	-	-	1971
9	2	70.9	18	1785	-	1304
10	1	59.4	18	-	-	1494
11	1	63.5	18	-	-	1948
12	3	87.5	18	1604	1480	1908
13	3	91.9	18	1044	1397	1675
14	2	75.2	18	1819	-	1715
15	1	55.2	18	-	-	1155
16	3	84.2	18	1638	1743	1757
17	3	90.7	18	1891	1457	1671
18	1	59.3	18	-	-	1356
19						
20						

Trial Number:		30				Detection (Yes/No)
Number of Bursts in Trial:		8				Yes
Chirp Center Frequency:		5290				Yes
Burst	Number of Pulses	Pulse Width (Microseconds)	Chirp Width (MHz)	Pulse 1-to-2 Spacing (µsec)	Pulse 2-to-3 Spacing (µsec)	Starting Location Within Interval (µsec)
1	3	88	5	1391	1592	1925
2	1	58.6	5	-	-	1223
3	3	95.3	5	1879	1532	1623
4	3	94.9	5	1275	1916	1609
5	1	56.8	5	-	-	1027
6	1	66.3	5	-	-	1992
7	3	85.3	5	1610	1370	1522
8	3	93.3	5	1321	1476	1575
9						
10						
11						
12						
13						
14						
15						
16						
17						
18						
19						
20						

DFS Radar Parameters
FCC Radar Type 1
Channel 60 Bandwidth 20MHz

Trial #	Pulse Repetition Frequency Number (1 to 23)	Pulse Repetition Frequency (Pulses Per Second)	Pulse Repetition Interval (Microseconds)	Detection (Yes / No)
1	3	1792.11	558	Y
2	15	1253.13	798	Y
3	5	1672.24	598	Y
4	8	1519.76	658	Y
5	22	1066.10	938	Y
6	12	326.16	3066	Y
7	2	1858.74	538	Y
8	6	1618.12	618	Y
9	14	1285.35	778	Y
10	21	1089.32	918	Y
11	1	1930.50	518	Y
12	18	1165.50	858	Y
13	17	1193.32	838	Y
14	12	1355.01	738	Y
15	7	1567.40	638	Y
16		701.75	1425	Y
17		1218.03	821	Y
18		396.51	2522	Y
19		480.08	2083	Y
20		505.82	1977	Y
21		1612.90	620	Y
22		549.45	1820	Y
23		440.33	2271	Y
24		1090.51	917	Y
25		330.91	3022	Y
26		352.61	2836	Y
27		759.30	1317	Y
28		396.98	2519	Y
29		741.84	1348	Y
30		368.19	2716	Y

DFS Radar Parameters
FCC Radar Type 2
Channel 60 Bandwidth 20MHz

Trial #	Number Pulses per Burst	Pulse Width (Microseconds)	Pulse Repetition Interval (Microseconds)	Detection (Yes / No)
1	28	4.40	227	Y
2	29	4.80	205	Y
3	23	1.10	173	Y
4	24	1.90	194	Y
5	28	4.20	175	Y
6	24	2.00	212	Y
7	23	1.50	207	Y
8	27	3.60	192	Y
9	28	4.00	160	Y
10	29	4.50	178	N
11	23	1.00	187	Y
12	26	2.80	193	Y
13	27	3.40	206	Y
14	26	3.20	181	Y
15	23	1.50	164	Y
16	28	4.20	150	N
17	28	4.30	153	Y
18	28	4.00	228	Y
19	28	4.30	200	Y
20	29	4.60	169	Y
21	25	2.60	168	Y
22	26	3.20	222	Y
23	23	1.30	226	Y
24	24	2.10	161	Y
25	25	2.20	215	Y
26	27	3.60	229	Y
27	25	2.70	185	Y
28	23	1.40	221	Y
29	28	4.40	158	N
30	23	1.10	209	Y

DFS Radar Parameters
FCC Radar Type 3
Channel 60 Bandwidth 20MHz

Trial #	Number Pulses per Burst	Pulse Width (Microseconds)	Pulse Repetition Interval (Microseconds)	Detection (Yes / No)
1	18	9.40	400	Y
2	18	9.80	474	Y
3	16	6.10	336	Y
4	16	6.90	284	Y
5	18	9.20	239	Y
6	16	7.00	405	Y
7	16	6.50	342	Y
8	17	8.60	409	Y
9	18	9.00	299	Y
10	18	9.50	471	Y
11	16	6.00	390	Y
12	17	7.80	290	Y
13	17	8.40	346	N
14	17	8.20	406	Y
15	16	6.50	355	Y
16	18	9.20	318	Y
17	18	9.30	500	Y
18	18	9.00	274	Y
19	18	9.30	499	Y
20	18	9.60	315	Y
21	17	7.60	375	Y
22	17	8.20	356	Y
23	16	6.30	463	Y
24	16	7.10	449	Y
25	16	7.20	253	Y
26	17	8.60	340	Y
27	17	7.70	460	Y
28	16	6.40	276	Y
29	18	9.40	214	Y
30	16	6.10	296	Y

DFS Radar Parameters
FCC Radar Type 4
Channel 60 Bandwidth 20MHz

Trial #	Number Pulses per Burst	Pulse Width (Microseconds)	Pulse Repetition Interval (Microseconds)	Detection (Yes / No)
1	16	18.70	400	Y
2	16	19.50	474	Y
3	12	11.20	336	Y
4	13	13.10	284	N
5	15	18.20	239	Y
6	13	13.30	405	Y
7	12	12.10	342	Y
8	15	16.80	409	Y
9	15	17.80	299	Y
10	16	18.80	471	Y
11	12	11.10	390	Y
12	14	15.00	290	Y
13	14	16.30	346	Y
14	14	16.00	406	Y
15	12	12.10	355	Y
16	15	18.20	318	Y
17	16	18.40	500	Y
18	15	17.70	274	Y
19	16	18.30	499	N
20	16	19.10	315	Y
21	14	14.70	375	Y
22	14	15.90	356	Y
23	12	11.70	463	Y
24	13	13.40	449	Y
25	13	13.60	253	Y
26	15	16.80	340	Y
27	14	14.80	460	Y
28	12	12.00	276	Y
29	16	18.50	214	Y
30	12	11.20	296	Y

DFS Radar Parameters
FCC Radar Type 5
Channel 60 Bandwidth 20MHz

Trial Number:		1				Detection (Yes/No)
Number of Bursts in Trial:		19				Yes
Chirp Center Frequency:		5300				Yes
Burst	Number of Pulses	Pulse Width (Microseconds)	Chirp Width (MHz)	Pulse 1-to-2 Spacing (µsec)	Pulse 2-to-3 Spacing (µsec)	Starting Location Within Interval (µsec)
1	3	92.5	18	1250	1278	1302
2	3	97.1	18	1655	1023	1260
3	1	51.3	18	-	-	1120
4	1	61.7	18	-	-	1455
5	3	89.9	18	1649	1640	1381
6	1	63	18	-	-	1630
7	1	56.2	18	-	-	1826
8	2	82.1	18	1079	-	1344
9	3	87.8	18	1295	1248	1704
10	3	93.4	18	1723	1537	1045
11	1	50.8	18	-	-	1458
12	2	72.2	18	1847	-	1273
13	2	79.6	18	1378	-	1837
14	2	77.6	18	1350	-	1934
15	1	56.4	18	-	-	1569
16	3	89.7	18	1452	1902	1526
17	3	91.1	18	1857	1974	1161
18	3	87.2	18	1615	1835	1227
19	3	90.5	18	1924	1955	1519
20						

Trial Number:		2				Detection (Yes/No)
Number of Bursts in Trial:		20				Yes
Chirp Center Frequency:		5300				Yes
Burst	Number of Pulses	Pulse Width (Microseconds)	Chirp Width (MHz)	Pulse 1-to-2 Spacing (µsec)	Pulse 2-to-3 Spacing (µsec)	Starting Location Within Interval (µsec)
1	3	95	20	1051	1112	1487
2	2	70.5	20	1357	-	1130
3	2	77.3	20	1662	-	1687
4	1	54.2	20	-	-	1990
5	1	63.5	20	-	-	1138
6	1	64.8	20	-	-	1978
7	2	82.3	20	1950	-	1822
8	2	70.9	20	1613	-	1219
9	1	55.8	20	-	-	1846
10	3	91.7	20	1686	1678	1979
11	1	51.3	20	-	-	1277
12	3	83.5	20	1139	1197	1772
13	3	97.4	20	1722	1222	1993
14	3	89.8	20	1105	1089	1372
15	3	91.5	20	1731	1376	1462
16	1	58.9	20	-	-	1770
17	2	79.3	20	1407	-	1050
18	1	60.7	20	-	-	1414
19	1	61.2	20	-	-	1970
20	3	86	20	1693	1525	1733

DFS Radar Parameters
FCC Radar Type 5
Channel 60 Bandwidth 20MHz

Trial Number:		3				Detection (Yes/No)
Number of Bursts in Trial:		8				Yes
Chirp Center Frequency:		5300				Yes
Burst	Number of Pulses	Pulse Width (Microseconds)	Chirp Width (MHz)	Pulse 1-to-2 Spacing (µsec)	Pulse 2-to-3 Spacing (µsec)	Starting Location Within Interval (µsec)
1	3	92.1	5	1803	1632	1431
2	1	62.9	5	-	-	1954
3	1	50.7	5	-	-	1944
4	1	57.2	5	-	-	1244
5	2	82.3	5	1182	-	1503
6	3	85.7	5	1242	1833	1410
7	2	68.4	5	1601	-	1183
8	1	61.5	5	-	-	1449
9						
10						
11						
12						
13						
14						
15						
16						
17						
18						
19						
20						

Trial Number:		4				Detection (Yes/No)
Number of Bursts in Trial:		11				Yes
Chirp Center Frequency:		5300				Yes
Burst	Number of Pulses	Pulse Width (Microseconds)	Chirp Width (MHz)	Pulse 1-to-2 Spacing (µsec)	Pulse 2-to-3 Spacing (µsec)	Starting Location Within Interval (µsec)
1	2	71.5	8	1890	-	1917
2	3	85.3	8	1290	1885	1718
3	2	74.6	8	1091	-	1769
4	2	73.7	8	1563	-	1827
5	2	81.5	8	1565	-	1692
6	1	65	8	-	-	1947
7	1	63.5	8	-	-	1839
8	2	75.2	8	1710	-	1072
9	1	65.2	8	-	-	1054
10	3	92.9	8	1292	1780	1567
11	3	87.8	8	1909	1052	1980
12						
13						
14						
15						
16						
17						
18						
19						
20						

DFS Radar Parameters
FCC Radar Type 5
Channel 60 Bandwidth 20MHz

Trial Number:		5				Detection (Yes/No)
Number of Bursts in Trial:		18				Yes
Chirp Center Frequency:		5300				Yes
Burst	Number of Pulses	Pulse Width (Microseconds)	Chirp Width (MHz)	Pulse 1-to-2 Spacing (µsec)	Pulse 2-to-3 Spacing (µsec)	Starting Location Within Interval (µsec)
1	3	97	17	1798	1587	1742
2	1	57.6	17	-	-	1451
3	3	92.1	17	1752	1082	1211
4	1	50.4	17	-	-	1845
5	3	90.4	17	1235	1732	1228
6	3	86.4	17	1287	1794	1382
7	1	59.8	17	-	-	1127
8	1	53.4	17	-	-	1493
9	2	82.5	17	1940	-	1683
10	3	88.2	17	1465	1658	1466
11	2	68.6	17	1026	-	1761
12	2	77.1	17	1395	-	1144
13	2	78.9	17	1110	-	1849
14	2	79.8	17	1299	-	1740
15	1	51.2	17	-	-	1281
16	3	98.5	17	1351	1282	1717
17	2	82	17	1365	-	1117
18	2	69.7	17	1066	-	1734
19						
20						

Trial Number:		6				Detection (Yes/No)
Number of Bursts in Trial:		11				Yes
Chirp Center Frequency:		5300				Yes
Burst	Number of Pulses	Pulse Width (Microseconds)	Chirp Width (MHz)	Pulse 1-to-2 Spacing (µsec)	Pulse 2-to-3 Spacing (µsec)	Starting Location Within Interval (µsec)
1	2	70	9	1355	-	1889
2	2	71.9	9	1090	-	1864
3	2	77.8	9	1328	-	1680
4	3	96.4	9	1165	1540	1020
5	2	70.7	9	1555	-	1297
6	3	99.5	9	1696	1589	1919
7	2	70.6	9	1037	-	1337
8	2	67.1	9	1560	-	1814
9	2	77.7	9	1402	-	1818
10	1	51.9	9	-	-	1988
11	2	82.3	9	1938	-	1490
12						
13						
14						
15						
16						
17						
18						
19						
20						

DFS Radar Parameters
FCC Radar Type 5
Channel 60 Bandwidth 20MHz

Trial Number:		7				Detection (Yes/No)
Number of Bursts in Trial:		9				Yes
Chirp Center Frequency:		5300				Yes
Burst	Number of Pulses	Pulse Width (Microseconds)	Chirp Width (MHz)	Pulse 1-to-2 Spacing (µsec)	Pulse 2-to-3 Spacing (µsec)	Starting Location Within Interval (µsec)
1	2	76.2	7	1572	-	1240
2	1	66.3	7	-	-	1443
3	3	93.7	7	1571	1210	1098
4	3	86.5	7	1832	1363	1125
5	2	72.9	7	1348	-	1796
6	1	64.3	7	-	-	1628
7	2	78.3	7	1684	-	1577
8	3	100	7	1617	1128	1746
9	1	62.5	7	-	-	1267
10						
11						
12						
13						
14						
15						
16						
17						
18						
19						
20						

Trial Number:		8				Detection (Yes/No)
Number of Bursts in Trial:		16				Yes
Chirp Center Frequency:		5300				Yes
Burst	Number of Pulses	Pulse Width (Microseconds)	Chirp Width (MHz)	Pulse 1-to-2 Spacing (µsec)	Pulse 2-to-3 Spacing (µsec)	Starting Location Within Interval (µsec)
1	1	60.4	15	-	-	1498
2	2	70.8	15	1807	-	1558
3	2	72.4	15	1907	-	1918
4	2	82.2	15	1627	-	1369
5	3	86	15	1229	1341	1154
6	2	73.4	15	1585	-	1450
7	1	52.8	15	-	-	1320
8	1	58.1	15	-	-	1417
9	3	95.7	15	1345	1479	1981
10	3	93.9	15	1115	1997	1543
11	2	80.2	15	1416	-	1553
12	1	66.6	15	-	-	1192
13	2	81.5	15	1541	-	1087
14	1	55.4	15	-	-	1697
15	3	95.2	15	1602	1820	1429
16	2	70.9	15	1547	-	1017
17						
18						
19						
20						

DFS Radar Parameters
FCC Radar Type 5
Channel 60 Bandwidth 20MHz

Trial Number:			9			Detection (Yes/No)
Number of Bursts in Trial:			17			
Chirp Center Frequency:			5300			Yes
Burst	Number of Pulses	Pulse Width (Microseconds)	Chirp Width (MHz)	Pulse 1-to-2 Spacing (µsec)	Pulse 2-to-3 Spacing (µsec)	Starting Location Within Interval (µsec)
1	1	60	17	-	-	1208
2	1	50.5	17	-	-	1927
3	3	86.9	17	1422	1021	1996
4	3	92.7	17	1178	1994	1477
5	2	79.8	17	1654	-	1408
6	2	73.3	17	1636	-	1904
7	1	58.7	17	-	-	1092
8	1	57.8	17	-	-	1063
9	2	71.2	17	1354	-	1728
10	1	56.2	17	-	-	1206
11	2	71.9	17	1142	-	1964
12	2	74.9	17	1006	-	1053
13	3	90.7	17	1973	1599	1409
14	1	56	17	-	-	1485
15	1	65.5	17	-	-	1121
16	2	72.9	17	1520	-	1347
17	3	98.5	17	1086	1189	1265
18						
19						
20						

Trial Number:			10			Detection (Yes/No)
Number of Bursts in Trial:			19			
Chirp Center Frequency:			5300			Yes
Burst	Number of Pulses	Pulse Width (Microseconds)	Chirp Width (MHz)	Pulse 1-to-2 Spacing (µsec)	Pulse 2-to-3 Spacing (µsec)	Starting Location Within Interval (µsec)
1	2	69.4	18	1793	-	1261
2	1	59.3	18	-	-	1706
3	3	99.3	18	1705	1956	1046
4	3	99.6	18	1573	1041	1821
5	3	95.7	18	1059	1230	1844
6	1	60.4	18	-	-	1677
7	3	97.4	18	1838	1646	1425
8	3	96.6	18	1856	1898	1811
9	1	62.5	18	-	-	1419
10	2	71.4	18	1289	-	1858
11	3	83.8	18	1545	1716	2000
12	2	71.8	18	1418	-	1259
13	1	65.7	18	-	-	1754
14	3	94.8	18	1349	1962	1424
15	1	60.8	18	-	-	1959
16	3	98.5	18	1008	1621	1873
17	1	65.6	18	-	-	1279
18	1	62.9	18	-	-	1288
19	1	63.7	18	-	-	1096
20						

DFS Radar Parameters
FCC Radar Type 5
Channel 60 Bandwidth 20MHz

Trial Number:		11				Detection (Yes/No)
Number of Bursts in Trial:		8				Yes
Chirp Center Frequency:		5300				Yes
Burst	Number of Pulses	Pulse Width (Microseconds)	Chirp Width (MHz)	Pulse 1-to-2 Spacing (µsec)	Pulse 2-to-3 Spacing (µsec)	Starting Location Within Interval (µsec)
1	3	91.5	5	1326	1190	1842
2	1	57.3	5	-	-	1784
3	2	82.7	5	1882	-	1810
4	3	87.1	5	1983	1664	1932
5	1	62.1	5	-	-	1343
6	1	64.5	5	-	-	1637
7	1	61	5	-	-	1132
8	2	79.8	5	1191	-	1145
9						
10						
11						
12						
13						
14						
15						
16						
17						
18						
19						
20						

Trial Number:		12				Detection (Yes/No)
Number of Bursts in Trial:		13				Yes
Chirp Center Frequency:		5300				Yes
Burst	Number of Pulses	Pulse Width (Microseconds)	Chirp Width (MHz)	Pulse 1-to-2 Spacing (µsec)	Pulse 2-to-3 Spacing (µsec)	Starting Location Within Interval (µsec)
1	1	51.5	51.5	-	-	1371
2	2	78	78	1977	-	1518
3	2	67.4	67.4	1254	-	1579
4	3	89.7	89.7	1702	1876	1883
5	2	78.3	78.3	1126	-	1009
6	1	57.2	57.2	-	-	1495
7	2	68.2	68.2	1333	-	1428
8	1	62	62	-	-	1075
9	3	96.1	96.1	1380	1653	1143
10	3	96	96	1581	1786	1514
11	2	71.3	71.3	1931	-	1523
12	1	64.4	64.4	-	-	1100
13	3	90.1	90.1	1403	1013	1484
14						
15						
16						
17						
18						
19						
20						

DFS Radar Parameters
FCC Radar Type 5
Channel 60 Bandwidth 20MHz

Trial Number:		13				Detection (Yes/No)
Number of Bursts in Trial:		15				Yes
Chirp Center Frequency:		5300				Yes
Burst	Number of Pulses	Pulse Width (Microseconds)	Chirp Width (MHz)	Pulse 1-to-2 Spacing (µsec)	Pulse 2-to-3 Spacing (µsec)	Starting Location Within Interval (µsec)
1	3	89.6	14	1022	1070	1789
2	3	96.2	14	1401	1158	1048
3	2	67.3	14	1629	-	1813
4	1	51.8	14	-	-	1390
5	2	74.9	14	1499	-	1603
6	3	86.1	14	1475	1921	1893
7	1	55.4	14	-	-	1399
8	1	61.5	14	-	-	1043
9	1	61	14	-	-	1184
10	2	76.4	14	1527	-	1747
11	2	75.1	14	1583	-	1234
12	3	93.1	14	1180	1614	1719
13	1	51.8	14	-	-	1975
14	2	81.5	14	1133	-	1531
15	3	91.2	14	1030	1987	1986
16						
17						
18						
19						
20						

Trial Number:		14				Detection (Yes/No)
Number of Bursts in Trial:		15				Yes
Chirp Center Frequency:		5300				Yes
Burst	Number of Pulses	Pulse Width (Microseconds)	Chirp Width (MHz)	Pulse 1-to-2 Spacing (µsec)	Pulse 2-to-3 Spacing (µsec)	Starting Location Within Interval (µsec)
1	3	86.8	13	1060	1875	1463
2	2	72.3	13	1737	-	1817
3	3	87.1	13	1781	1435	1689
4	3	85	13	1258	1766	1926
5	3	84.6	13	1884	1116	1901
6	2	80.7	13	1870	-	1353
7	3	95.9	13	1001	1797	1953
8	2	68.6	13	1517	-	1894
9	3	95.1	13	1714	1150	1922
10	2	81.8	13	1312	-	1071
11	1	55.4	13	-	-	1860
12	1	64.5	13	-	-	1913
13	3	97.6	13	1377	1874	1049
14	2	82.7	13	1768	-	1712
15	1	64.8	13	-	-	1065
16						
17						
18						
19						
20						

DFS Radar Parameters
FCC Radar Type 5
Channel 60 Bandwidth 20MHz

Trial Number:		15				Detection (Yes/No)
Number of Bursts in Trial:		9				Yes
Chirp Center Frequency:		5300				Yes
Burst	Number of Pulses	Pulse Width (Microseconds)	Chirp Width (MHz)	Pulse 1-to-2 Spacing (µsec)	Pulse 2-to-3 Spacing (µsec)	Starting Location Within Interval (µsec)
1	1	52.5	7	-	-	1167
2	3	94.3	7	1461	1669	1659
3	3	98.6	7	1346	1270	1968
4	2	73.6	7	1237	-	1332
5	1	51.8	7	-	-	1168
6	1	61.2	7	-	-	1611
7	1	65.4	7	-	-	1897
8	3	85.3	7	1809	1106	1393
9	3	87.3	7	1159	1437	1199
10						
11						
12						
13						
14						
15						
16						
17						
18						
19						
20						

Trial Number:		16				Detection (Yes/No)
Number of Bursts in Trial:		18				Yes
Chirp Center Frequency:		5300				Yes
Burst	Number of Pulses	Pulse Width (Microseconds)	Chirp Width (MHz)	Pulse 1-to-2 Spacing (µsec)	Pulse 2-to-3 Spacing (µsec)	Starting Location Within Interval (µsec)
1	2	78.5	17	1505	-	1852
2	1	55.5	17	-	-	1263
3	2	68.2	17	1840	-	1406
4	3	90.5	17	1488	1309	1056
5	1	51.5	17	-	-	1506
6	3	92.4	17	2000	1196	1368
7	3	96.7	17	1929	1383	1528
8	2	76.5	17	1516	-	1209
9	2	75.8	17	1806	-	1441
10	2	77.1	17	1763	-	1515
11	2	75.3	17	1639	-	1843
12	2	73.8	17	1313	-	1866
13	1	58.9	17	-	-	1836
14	3	86.4	17	1038	1935	1777
15	2	79.8	17	1804	-	1644
16	1	59.4	17	-	-	1306
17	3	93.8	17	1759	1003	1036
18	2	77.5	17	1510	-	1633
19						
20						

DFS Radar Parameters
FCC Radar Type 5
Channel 60 Bandwidth 20MHz

Trial Number:			17			Detection (Yes/No) Yes
Number of Bursts in Trial:			18			
Chirp Center Frequency:			5300			
Burst	Number of Pulses	Pulse Width (Microseconds)	Chirp Width (MHz)	Pulse 1-to-2 Spacing (µsec)	Pulse 2-to-3 Spacing (µsec)	Starting Location Within Interval (µsec)
1	2	72.3	18	1749	-	1296
2	2	70.1	18	1212	-	1591
3	2	69.5	18	1730	-	1536
4	2	71.6	18	1745	-	1442
5	1	57.9	18	-	-	1576
6	2	78.8	18	1136	-	1828
7	3	96.3	18	1405	1529	1694
8	2	73.9	18	1426	-	1214
9	2	80.9	18	1413	-	1863
10	3	94.5	18	1300	1512	1681
11	2	78.2	18	1800	-	1284
12	2	79.6	18	1851	-	1892
13	2	80	18	1957	-	1251
14	2	71.4	18	1941	-	1703
15	3	87.1	18	1788	1123	1358
16	3	99.9	18	1556	1034	1236
17	1	56.5	18	-	-	1042
18	2	79.1	18	1648	-	1394
19						
20						

Trial Number:			18			Detection (Yes/No) Yes
Number of Bursts in Trial:			17			
Chirp Center Frequency:			5300			
Burst	Number of Pulses	Pulse Width (Microseconds)	Chirp Width (MHz)	Pulse 1-to-2 Spacing (µsec)	Pulse 2-to-3 Spacing (µsec)	Starting Location Within Interval (µsec)
1	1	62.4	16	-	-	1965
2	1	55.3	16	-	-	1492
3	2	67.1	16	1502	-	1701
4	1	52.7	16	-	-	1645
5	3	85.2	16	1179	1031	1444
6	2	78.9	16	1991	-	1316
7	3	88.8	16	1504	1869	1430
8	2	70.5	16	1665	-	1286
9	1	57.3	16	-	-	1147
10	3	91	16	1078	1253	1215
11	3	93.6	16	1469	1559	1744
12	1	57.8	16	-	-	1338
13	2	68.8	16	1113	-	1135
14	1	64.2	16	-	-	1966
15	1	58.1	16	-	-	1778
16	3	83.7	16	1217	1107	1720
17	3	93.1	16	1241	1069	1231
18						
19						
20						

DFS Radar Parameters
FCC Radar Type 5
Channel 60 Bandwidth 20MHz

Trial Number:		19				Detection
Number of Bursts in Trial:		18				(Yes/No)
Chirp Center Frequency:		5300				Yes
Burst	Number of Pulses	Pulse Width (Microseconds)	Chirp Width (MHz)	Pulse 1-to-2 Spacing (µsec)	Pulse 2-to-3 Spacing (µsec)	Starting Location Within Interval (µsec)
1	1	65.1	17	-	-	1530
2	2	67.8	17	1899.000	-	1738
3	1	56.8	17	-	-	1542
4	3	97.7	17	1725.000	1729.000	1024
5	3	89.4	17	1652.000	1146.000	1552
6	3	94.2	17	1486.000	1942.000	1080
7	2	77.6	17	1327.000	-	1549
8	1	61.4	17	-	-	1187
9	1	52.1	17	-	-	1489
10	3	98.4	17	1200.000	1162.000	1352
11	3	96.2	17	1700.000	1438.000	1379
12	3	97.2	17	1033.000	1951.000	1322
13	1	53.9	17	-	-	1073
14	3	86.8	17	1433.000	1764.000	1928
15	1	59.1	17	-	-	1590
16	2	79.9	17	1995.000	-	1618
17	1	50.7	17	-	-	1002
18	3	97	17	1802.000	1097.000	1626
19						
20						

Trial Number:		20				Detection
Number of Bursts in Trial:		19				(Yes/No)
Chirp Center Frequency:		5300				No
Burst	Number of Pulses	Pulse Width (Microseconds)	Chirp Width (MHz)	Pulse 1-to-2 Spacing (µsec)	Pulse 2-to-3 Spacing (µsec)	Starting Location Within Interval (µsec)
1	3	88.4	19	1373	1280	1213
2	1	60.4	19	-	-	1647
3	2	69.5	19	1446	-	1257
4	3	85	19	1886	1791	1101
5	3	90.6	19	1923	1698	1068
6	2	82.9	19	1186	-	1264
7	3	87.5	19	1067	1276	1960
8	2	71.5	19	1726	-	1122
9	1	55.2	19	-	-	1109
10	2	80.3	19	1081	-	1076
11	2	73	19	1415	-	1202
12	2	75.7	19	1170	-	1721
13	1	64	19	-	-	1933
14	2	71.5	19	1412	-	1160
15	3	96.3	19	1460	1963	1606
16	2	78.3	19	1216	-	1386
17	2	71.9	19	1564	-	1077
18	2	82.1	19	1318	-	1888
19	3	99.7	19	1012	1201	1335
20						

DFS Radar Parameters
FCC Radar Type 5
Channel 60 Bandwidth 20MHz

Trial Number:		21				Detection (Yes/No)
Number of Bursts in Trial:		13				Yes
Chirp Center Frequency:		5300				Yes
Burst	Number of Pulses	Pulse Width (Microseconds)	Chirp Width (MHz)	Pulse 1-to-2 Spacing (µsec)	Pulse 2-to-3 Spacing (µsec)	Starting Location Within Interval (µsec)
1	2	81.5	11	1173	-	1420
2	2	73	11	1612	-	1607
3	1	61.1	11	-	-	1301
4	3	89.5	11	1900	1323	1140
5	3	91.3	11	1325	1057	1169
6	2	83	11	1362	-	1268
7	2	80.6	11	1411	-	1707
8	3	92.6	11	1272	1058	1513
9	2	73.4	11	1074	-	1247
10	1	53.4	11	-	-	1795
11	1	54.2	11	-	-	1608
12	3	84.5	11	1207	1334	1972
13	2	78	11	1218	-	1861
14						
15						
16						
17						
18						
19						
20						

Trial Number:		22				Detection (Yes/No)
Number of Bursts in Trial:		15				Yes
Chirp Center Frequency:		5300				Yes
Burst	Number of Pulses	Pulse Width (Microseconds)	Chirp Width (MHz)	Pulse 1-to-2 Spacing (µsec)	Pulse 2-to-3 Spacing (µsec)	Starting Location Within Interval (µsec)
1	2	68	13	1011	-	1688
2	2	67.2	13	1387	-	1854
3	2	69.7	13	1007	-	1989
4	2	73.2	13	1829	-	1164
5	2	73.6	13	1040	-	1767
6	2	80.2	13	1709	-	1903
7	2	77.3	13	1340	-	1361
8	2	74	13	1471	-	1388
9	1	60.1	13	-	-	1359
10	2	67.9	13	1984	-	1307
11	3	89	13	1269	1868	1188
12	3	97.4	13	1342	1010	1762
13	3	88.5	13	1930	1790	1314
14	2	76.4	13	1779	-	1546
15	3	84.4	13	1194	1239	1256
16						
17						
18						
19						
20						

DFS Radar Parameters
FCC Radar Type 5
Channel 60 Bandwidth 20MHz

Trial Number:		23				Detection (Yes/No)
Number of Bursts in Trial:		9				Yes
Chirp Center Frequency:		5300				Yes
Burst	Number of Pulses	Pulse Width (Microseconds)	Chirp Width (MHz)	Pulse 1-to-2 Spacing (µsec)	Pulse 2-to-3 Spacing (µsec)	Starting Location Within Interval (µsec)
1	2	74.6	6	1834	-	1775
2	1	50.8	6	-	-	1631
3	2	75.7	6	1676	-	1748
4	1	64.8	6	-	-	1193
5	2	77	6	1561	-	1225
6	2	80.2	6	1550	-	1294
7	2	69.3	6	1470	-	1682
8	2	74	6	1093	-	1711
9	2	77.2	6	1099	-	1088
10						
11						
12						
13						
14						
15						
16						
17						
18						
19						
20						

Trial Number:		24				Detection (Yes/No)
Number of Bursts in Trial:		11				Yes
Chirp Center Frequency:		5300				Yes
Burst	Number of Pulses	Pulse Width (Microseconds)	Chirp Width (MHz)	Pulse 1-to-2 Spacing (µsec)	Pulse 2-to-3 Spacing (µsec)	Starting Location Within Interval (µsec)
1	2	71	9	1467	-	1152
2	2	78.3	9	1905	-	1939
3	1	51.9	9	-	-	1319
4	1	59.9	9	-	-	1679
5	3	90.3	9	1171	1439	1224
6	1	64.1	9	-	-	1205
7	2	68	9	1185	-	1841
8	1	50.9	9	-	-	1823
9	3	95.8	9	1317	1642	1619
10	3	95	9	1061	1454	1459
11	1	57.7	9	-	-	1936
12						
13						
14						
15						
16						
17						
18						
19						
20						

DFS Radar Parameters
FCC Radar Type 5
Channel 60 Bandwidth 20MHz

Trial Number:		25				Detection (Yes/No)
Number of Bursts in Trial:		11				Yes
Chirp Center Frequency:		5300				Yes
Burst	Number of Pulses	Pulse Width (Microseconds)	Chirp Width (MHz)	Pulse 1-to-2 Spacing (µsec)	Pulse 2-to-3 Spacing (µsec)	Starting Location Within Interval (µsec)
1	3	96.8	9	1699	1004	1915
2	1	51.8	9	-	-	1735
3	2	73.1	9	1174	-	1151
4	1	54.7	9	-	-	1482
5	3	91.8	9	1643	1473	1635
6	1	54.8	9	-	-	1468
7	2	75.7	9	1331	-	1594
8	2	71.3	9	1233	-	1872
9	1	55	9	-	-	1500
10	2	72.2	9	1945	-	1815
11	3	92.2	9	1015	1937	1724
12						
13						
14						
15						
16						
17						
18						
19						
20						

Trial Number:		26				Detection (Yes/No)
Number of Bursts in Trial:		16				Yes
Chirp Center Frequency:		5300				Yes
Burst	Number of Pulses	Pulse Width (Microseconds)	Chirp Width (MHz)	Pulse 1-to-2 Spacing (µsec)	Pulse 2-to-3 Spacing (µsec)	Starting Location Within Interval (µsec)
1	1	52.8	15	-	-	1220
2	1	56.6	15	-	-	1447
3	3	96.3	15	1448	1102	1396
4	2	68	15	1509	-	1672
5	2	72.5	15	1507	-	1906
6	2	77.8	15	1432	-	1478
7	3	89.5	15	1961	1385	1329
8	1	57.5	15	-	-	1663
9	3	97.9	15	1782	1330	1025
10	3	98.8	15	1943	1673	1597
11	3	93.2	15	1249	1596	1750
12	3	92.5	15	1998	1204	1400
13	1	52.2	15	-	-	1111
14	3	95.4	15	1176	1670	1622
15	2	78.2	15	1014	-	1108
16	2	67.3	15	1982	-	1062
17						
18						
19						
20						

DFS Radar Parameters
FCC Radar Type 5
Channel 60 Bandwidth 20MHz

Trial Number:		27				Detection (Yes/No)
Number of Bursts in Trial:		13				Yes
Chirp Center Frequency:		5300				Yes
Burst	Number of Pulses	Pulse Width (Microseconds)	Chirp Width (MHz)	Pulse 1-to-2 Spacing (µsec)	Pulse 2-to-3 Spacing (µsec)	Starting Location Within Interval (µsec)
1	3	83.8	11	1094	1483	1474
2	3	96.1	11	1427	1104	1129
3	3	99.9	11	1203	1574	1085
4	3	88	11	1308	1739	1691
5	1	51.5	11	-	-	1262
6	3	93.5	11	1035	1660	1238
7	2	68.7	11	1535	-	1000
8	3	87.6	11	1137	1773	1911
9	2	72.8	11	1453	-	1690
10	2	77.7	11	1303	-	1668
11	2	70.9	11	1018	-	1666
12	2	73.1	11	1871	-	1398
13	2	72.2	11	1521	-	1771
14						
15						
16						
17						
18						
19						
20						

Trial Number:		28				Detection (Yes/No)
Number of Bursts in Trial:		9				Yes
Chirp Center Frequency:		5300				Yes
Burst	Number of Pulses	Pulse Width (Microseconds)	Chirp Width (MHz)	Pulse 1-to-2 Spacing (µsec)	Pulse 2-to-3 Spacing (µsec)	Starting Location Within Interval (µsec)
1	1	54.5	6	-	-	1685
2	3	98.1	6	1695	1366	1291
3	2	68.9	6	1496	-	1360
4	1	55	6	-	-	1103
5	2	78.8	6	1198	-	1967
6	2	75.5	6	1862	-	1952
7	3	95.3	6	1580	1544	1339
8	1	63.6	6	-	-	1285
9	2	72.3	6	1624	-	1776
10						
11						
12						
13						
14						
15						
16						
17						
18						
19						
20						

DFS Radar Parameters
FCC Radar Type 5
Channel 60 Bandwidth 20MHz

Trial Number:		29				Detection (Yes/No)
Number of Bursts in Trial:		18				Yes
Chirp Center Frequency:		5300				Yes
Burst	Number of Pulses	Pulse Width (Microseconds)	Chirp Width (MHz)	Pulse 1-to-2 Spacing (µsec)	Pulse 2-to-3 Spacing (µsec)	Starting Location Within Interval (µsec)
1	3	91.6	18	1445	1221	1855
2	3	90.3	18	1374	1149	1848
3	1	61.5	18	-	-	1895
4	3	88.3	18	1765	1118	1032
5	3	97.2	18	1830	1177	1554
6	1	58.9	18	-	-	1641
7	1	53.5	18	-	-	1324
8	1	59.3	18	-	-	1971
9	2	70.9	18	1785	-	1304
10	1	59.4	18	-	-	1494
11	1	63.5	18	-	-	1948
12	3	87.5	18	1604	1480	1908
13	3	91.9	18	1044	1397	1675
14	2	75.2	18	1819	-	1715
15	1	55.2	18	-	-	1155
16	3	84.2	18	1638	1743	1757
17	3	90.7	18	1891	1457	1671
18	1	59.3	18	-	-	1356
19						
20						

Trial Number:		30				Detection (Yes/No)
Number of Bursts in Trial:		8				Yes
Chirp Center Frequency:		5300				Yes
Burst	Number of Pulses	Pulse Width (Microseconds)	Chirp Width (MHz)	Pulse 1-to-2 Spacing (µsec)	Pulse 2-to-3 Spacing (µsec)	Starting Location Within Interval (µsec)
1	3	88	5	1391	1592	1925
2	1	58.6	5	-	-	1223
3	3	95.3	5	1879	1532	1623
4	3	94.9	5	1275	1916	1609
5	1	56.8	5	-	-	1027
6	1	66.3	5	-	-	1992
7	3	85.3	5	1610	1370	1522
8	3	93.3	5	1321	1476	1575
9						
10						
11						
12						
13						
14						
15						
16						
17						
18						
19						
20						

DFS Radar Parameters
FCC Radar Type 1
Channel 62 Bandwidth 40MHz

Trial #	Pulse Repetition Frequency Number (1 to 23)	Pulse Repetition Frequency (Pulses Per Second)	Pulse Repetition Interval (Microseconds)	Detection (Yes / No)
1	3	1792.11	558	Y
2	15	1253.13	798	Y
3	5	1672.24	598	Y
4	8	1519.76	658	Y
5	22	1066.10	938	Y
6	12	326.16	3066	Y
7	2	1858.74	538	Y
8	6	1618.12	618	Y
9	14	1285.35	778	Y
10	21	1089.32	918	Y
11	1	1930.50	518	Y
12	18	1165.50	858	Y
13	17	1193.32	838	Y
14	12	1355.01	738	Y
15	7	1567.40	638	Y
16		701.75	1425	Y
17		1218.03	821	Y
18		396.51	2522	Y
19		480.08	2083	Y
20		505.82	1977	Y
21		1612.90	620	Y
22		549.45	1820	Y
23		440.33	2271	Y
24		1090.51	917	Y
25		330.91	3022	Y
26		352.61	2836	Y
27		759.30	1317	Y
28		396.98	2519	Y
29		741.84	1348	Y
30		368.19	2716	Y

DFS Radar Parameters
FCC Radar Type 2
Channel 62 Bandwidth 40MHz

Trial #	Number Pulses per Burst	Pulse Width (Microseconds)	Pulse Repetition Interval (Microseconds)	Detection (Yes / No)
1	28	4.40	227	Y
2	29	4.80	205	Y
3	23	1.10	173	Y
4	24	1.90	194	Y
5	28	4.20	175	Y
6	24	2.00	212	Y
7	23	1.50	207	Y
8	27	3.60	192	Y
9	28	4.00	160	Y
10	29	4.50	178	N
11	23	1.00	187	Y
12	26	2.80	193	Y
13	27	3.40	206	Y
14	26	3.20	181	N
15	23	1.50	164	Y
16	28	4.20	150	Y
17	28	4.30	153	Y
18	28	4.00	228	Y
19	28	4.30	200	Y
20	29	4.60	169	Y
21	25	2.60	168	Y
22	26	3.20	222	Y
23	23	1.30	226	Y
24	24	2.10	161	Y
25	25	2.20	215	Y
26	27	3.60	229	Y
27	25	2.70	185	Y
28	23	1.40	221	Y
29	28	4.40	158	Y
30	23	1.10	209	Y

DFS Radar Parameters
FCC Radar Type 3
Channel 62 Bandwidth 40MHz

Trial #	Number Pulses per Burst	Pulse Width (Microseconds)	Pulse Repetition Interval (Microseconds)	Detection (Yes / No)
1	18	9.40	400	Y
2	18	9.80	474	Y
3	16	6.10	336	Y
4	16	6.90	284	Y
5	18	9.20	239	Y
6	16	7.00	405	Y
7	16	6.50	342	Y
8	17	8.60	409	Y
9	18	9.00	299	Y
10	18	9.50	471	Y
11	16	6.00	390	Y
12	17	7.80	290	Y
13	17	8.40	346	Y
14	17	8.20	406	Y
15	16	6.50	355	Y
16	18	9.20	318	Y
17	18	9.30	500	Y
18	18	9.00	274	N
19	18	9.30	499	Y
20	18	9.60	315	N
21	17	7.60	375	Y
22	17	8.20	356	Y
23	16	6.30	463	Y
24	16	7.10	449	N
25	16	7.20	253	Y
26	17	8.60	340	Y
27	17	7.70	460	Y
28	16	6.40	276	Y
29	18	9.40	214	N
30	16	6.10	296	Y

DFS Radar Parameters
FCC Radar Type 4
Channel 62 Bandwidth 40MHz

Trial #	Number Pulses per Burst	Pulse Width (Microseconds)	Pulse Repetition Interval (Microseconds)	Detection (Yes / No)
1	16	18.70	400	Y
2	16	19.50	474	Y
3	12	11.20	336	Y
4	13	13.10	284	Y
5	15	18.20	239	Y
6	13	13.30	405	Y
7	12	12.10	342	Y
8	15	16.80	409	Y
9	15	17.80	299	Y
10	16	18.80	471	N
11	12	11.10	390	Y
12	14	15.00	290	Y
13	14	16.30	346	Y
14	14	16.00	406	N
15	12	12.10	355	Y
16	15	18.20	318	Y
17	16	18.40	500	Y
18	15	17.70	274	Y
19	16	18.30	499	Y
20	16	19.10	315	Y
21	14	14.70	375	Y
22	14	15.90	356	N
23	12	11.70	463	Y
24	13	13.40	449	Y
25	13	13.60	253	Y
26	15	16.80	340	Y
27	14	14.80	460	Y
28	12	12.00	276	Y
29	16	18.50	214	Y
30	12	11.20	296	Y

DFS Radar Parameters
FCC Radar Type 5
Channel 62 Bandwidth 40MHz

Trial Number:		1				Detection (Yes/No)
Number of Bursts in Trial:		19				Yes
Chirp Center Frequency:		5310				Yes
Burst	Number of Pulses	Pulse Width (Microseconds)	Chirp Width (MHz)	Pulse 1-to-2 Spacing (µsec)	Pulse 2-to-3 Spacing (µsec)	Starting Location Within Interval (µsec)
1	3	92.5	18	1250	1278	1302
2	3	97.1	18	1655	1023	1260
3	1	51.3	18	-	-	1120
4	1	61.7	18	-	-	1455
5	3	89.9	18	1649	1640	1381
6	1	63	18	-	-	1630
7	1	56.2	18	-	-	1826
8	2	82.1	18	1079	-	1344
9	3	87.8	18	1295	1248	1704
10	3	93.4	18	1723	1537	1045
11	1	50.8	18	-	-	1458
12	2	72.2	18	1847	-	1273
13	2	79.6	18	1378	-	1837
14	2	77.6	18	1350	-	1934
15	1	56.4	18	-	-	1569
16	3	89.7	18	1452	1902	1526
17	3	91.1	18	1857	1974	1161
18	3	87.2	18	1615	1835	1227
19	3	90.5	18	1924	1955	1519
20						

Trial Number:		2				Detection (Yes/No)
Number of Bursts in Trial:		20				Yes
Chirp Center Frequency:		5310				Yes
Burst	Number of Pulses	Pulse Width (Microseconds)	Chirp Width (MHz)	Pulse 1-to-2 Spacing (µsec)	Pulse 2-to-3 Spacing (µsec)	Starting Location Within Interval (µsec)
1	3	95	20	1051	1112	1487
2	2	70.5	20	1357	-	1130
3	2	77.3	20	1662	-	1687
4	1	54.2	20	-	-	1990
5	1	63.5	20	-	-	1138
6	1	64.8	20	-	-	1978
7	2	82.3	20	1950	-	1822
8	2	70.9	20	1613	-	1219
9	1	55.8	20	-	-	1846
10	3	91.7	20	1686	1678	1979
11	1	51.3	20	-	-	1277
12	3	83.5	20	1139	1197	1772
13	3	97.4	20	1722	1222	1993
14	3	89.8	20	1105	1089	1372
15	3	91.5	20	1731	1376	1462
16	1	58.9	20	-	-	1770
17	2	79.3	20	1407	-	1050
18	1	60.7	20	-	-	1414
19	1	61.2	20	-	-	1970
20	3	86	20	1693	1525	1733

DFS Radar Parameters
FCC Radar Type 5
Channel 62 Bandwidth 40MHz

Trial Number:		3				Detection (Yes/No)
Number of Bursts in Trial:		8				Yes
Chirp Center Frequency:		5310				Yes
Burst	Number of Pulses	Pulse Width (Microseconds)	Chirp Width (MHz)	Pulse 1-to-2 Spacing (µsec)	Pulse 2-to-3 Spacing (µsec)	Starting Location Within Interval (µsec)
1	3	92.1	5	1803	1632	1431
2	1	62.9	5	-	-	1954
3	1	50.7	5	-	-	1944
4	1	57.2	5	-	-	1244
5	2	82.3	5	1182	-	1503
6	3	85.7	5	1242	1833	1410
7	2	68.4	5	1601	-	1183
8	1	61.5	5	-	-	1449
9						
10						
11						
12						
13						
14						
15						
16						
17						
18						
19						
20						

Trial Number:		4				Detection (Yes/No)
Number of Bursts in Trial:		11				Yes
Chirp Center Frequency:		5310				Yes
Burst	Number of Pulses	Pulse Width (Microseconds)	Chirp Width (MHz)	Pulse 1-to-2 Spacing (µsec)	Pulse 2-to-3 Spacing (µsec)	Starting Location Within Interval (µsec)
1	2	71.5	8	1890	-	1917
2	3	85.3	8	1290	1885	1718
3	2	74.6	8	1091	-	1769
4	2	73.7	8	1563	-	1827
5	2	81.5	8	1565	-	1692
6	1	65	8	-	-	1947
7	1	63.5	8	-	-	1839
8	2	75.2	8	1710	-	1072
9	1	65.2	8	-	-	1054
10	3	92.9	8	1292	1780	1567
11	3	87.8	8	1909	1052	1980
12						
13						
14						
15						
16						
17						
18						
19						
20						

DFS Radar Parameters
FCC Radar Type 5
Channel 62 Bandwidth 40MHz

Trial Number:		5				Detection (Yes/No)
Number of Bursts in Trial:		18				Yes
Chirp Center Frequency:		5310				Yes
Burst	Number of Pulses	Pulse Width (Microseconds)	Chirp Width (MHz)	Pulse 1-to-2 Spacing (µsec)	Pulse 2-to-3 Spacing (µsec)	Starting Location Within Interval (µsec)
1	3	97	17	1798	1587	1742
2	1	57.6	17	-	-	1451
3	3	92.1	17	1752	1082	1211
4	1	50.4	17	-	-	1845
5	3	90.4	17	1235	1732	1228
6	3	86.4	17	1287	1794	1382
7	1	59.8	17	-	-	1127
8	1	53.4	17	-	-	1493
9	2	82.5	17	1940	-	1683
10	3	88.2	17	1465	1658	1466
11	2	68.6	17	1026	-	1761
12	2	77.1	17	1395	-	1144
13	2	78.9	17	1110	-	1849
14	2	79.8	17	1299	-	1740
15	1	51.2	17	-	-	1281
16	3	98.5	17	1351	1282	1717
17	2	82	17	1365	-	1117
18	2	69.7	17	1066	-	1734
19						
20						

Trial Number:		6				Detection (Yes/No)
Number of Bursts in Trial:		11				Yes
Chirp Center Frequency:		5310				Yes
Burst	Number of Pulses	Pulse Width (Microseconds)	Chirp Width (MHz)	Pulse 1-to-2 Spacing (µsec)	Pulse 2-to-3 Spacing (µsec)	Starting Location Within Interval (µsec)
1	2	70	9	1355	-	1889
2	2	71.9	9	1090	-	1864
3	2	77.8	9	1328	-	1680
4	3	96.4	9	1165	1540	1020
5	2	70.7	9	1555	-	1297
6	3	99.5	9	1696	1589	1919
7	2	70.6	9	1037	-	1337
8	2	67.1	9	1560	-	1814
9	2	77.7	9	1402	-	1818
10	1	51.9	9	-	-	1988
11	2	82.3	9	1938	-	1490
12						
13						
14						
15						
16						
17						
18						
19						
20						

DFS Radar Parameters
FCC Radar Type 5
Channel 62 Bandwidth 40MHz

Trial Number:		7				Detection (Yes/No)
Number of Bursts in Trial:		9				Yes
Chirp Center Frequency:		5310				Yes
Burst	Number of Pulses	Pulse Width (Microseconds)	Chirp Width (MHz)	Pulse 1-to-2 Spacing (µsec)	Pulse 2-to-3 Spacing (µsec)	Starting Location Within Interval (µsec)
1	2	76.2	7	1572	-	1240
2	1	66.3	7	-	-	1443
3	3	93.7	7	1571	1210	1098
4	3	86.5	7	1832	1363	1125
5	2	72.9	7	1348	-	1796
6	1	64.3	7	-	-	1628
7	2	78.3	7	1684	-	1577
8	3	100	7	1617	1128	1746
9	1	62.5	7	-	-	1267
10						
11						
12						
13						
14						
15						
16						
17						
18						
19						
20						

Trial Number:		8				Detection (Yes/No)
Number of Bursts in Trial:		16				Yes
Chirp Center Frequency:		5310				Yes
Burst	Number of Pulses	Pulse Width (Microseconds)	Chirp Width (MHz)	Pulse 1-to-2 Spacing (µsec)	Pulse 2-to-3 Spacing (µsec)	Starting Location Within Interval (µsec)
1	1	60.4	15	-	-	1498
2	2	70.8	15	1807	-	1558
3	2	72.4	15	1907	-	1918
4	2	82.2	15	1627	-	1369
5	3	86	15	1229	1341	1154
6	2	73.4	15	1585	-	1450
7	1	52.8	15	-	-	1320
8	1	58.1	15	-	-	1417
9	3	95.7	15	1345	1479	1981
10	3	93.9	15	1115	1997	1543
11	2	80.2	15	1416	-	1553
12	1	66.6	15	-	-	1192
13	2	81.5	15	1541	-	1087
14	1	55.4	15	-	-	1697
15	3	95.2	15	1602	1820	1429
16	2	70.9	15	1547	-	1017
17						
18						
19						
20						

DFS Radar Parameters
FCC Radar Type 5
Channel 62 Bandwidth 40MHz

Trial Number:		9				Detection (Yes/No)
Number of Bursts in Trial:		17				Yes
Chirp Center Frequency:		5310				Yes
Burst	Number of Pulses	Pulse Width (Microseconds)	Chirp Width (MHz)	Pulse 1-to-2 Spacing (µsec)	Pulse 2-to-3 Spacing (µsec)	Starting Location Within Interval (µsec)
1	1	60	17	-	-	1208
2	1	50.5	17	-	-	1927
3	3	86.9	17	1422	1021	1996
4	3	92.7	17	1178	1994	1477
5	2	79.8	17	1654	-	1408
6	2	73.3	17	1636	-	1904
7	1	58.7	17	-	-	1092
8	1	57.8	17	-	-	1063
9	2	71.2	17	1354	-	1728
10	1	56.2	17	-	-	1206
11	2	71.9	17	1142	-	1964
12	2	74.9	17	1006	-	1053
13	3	90.7	17	1973	1599	1409
14	1	56	17	-	-	1485
15	1	65.5	17	-	-	1121
16	2	72.9	17	1520	-	1347
17	3	98.5	17	1086	1189	1265
18						
19						
20						

Trial Number:		10				Detection (Yes/No)
Number of Bursts in Trial:		19				Yes
Chirp Center Frequency:		5310				Yes
Burst	Number of Pulses	Pulse Width (Microseconds)	Chirp Width (MHz)	Pulse 1-to-2 Spacing (µsec)	Pulse 2-to-3 Spacing (µsec)	Starting Location Within Interval (µsec)
1	2	69.4	18	1793	-	1261
2	1	59.3	18	-	-	1706
3	3	99.3	18	1705	1956	1046
4	3	99.6	18	1573	1041	1821
5	3	95.7	18	1059	1230	1844
6	1	60.4	18	-	-	1677
7	3	97.4	18	1838	1646	1425
8	3	96.6	18	1856	1898	1811
9	1	62.5	18	-	-	1419
10	2	71.4	18	1289	-	1858
11	3	83.8	18	1545	1716	2000
12	2	71.8	18	1418	-	1259
13	1	65.7	18	-	-	1754
14	3	94.8	18	1349	1962	1424
15	1	60.8	18	-	-	1959
16	3	98.5	18	1008	1621	1873
17	1	65.6	18	-	-	1279
18	1	62.9	18	-	-	1288
19	1	63.7	18	-	-	1096
20						

DFS Radar Parameters
FCC Radar Type 5
Channel 62 Bandwidth 40MHz

Trial Number:		11				Detection (Yes/No)
Number of Bursts in Trial:		8				Yes
Chirp Center Frequency:		5310				Yes
Burst	Number of Pulses	Pulse Width (Microseconds)	Chirp Width (MHz)	Pulse 1-to-2 Spacing (µsec)	Pulse 2-to-3 Spacing (µsec)	Starting Location Within Interval (µsec)
1	3	91.5	5	1326	1190	1842
2	1	57.3	5	-	-	1784
3	2	82.7	5	1882	-	1810
4	3	87.1	5	1983	1664	1932
5	1	62.1	5	-	-	1343
6	1	64.5	5	-	-	1637
7	1	61	5	-	-	1132
8	2	79.8	5	1191	-	1145
9						
10						
11						
12						
13						
14						
15						
16						
17						
18						
19						
20						

Trial Number:		12				Detection (Yes/No)
Number of Bursts in Trial:		13				Yes
Chirp Center Frequency:		5310				Yes
Burst	Number of Pulses	Pulse Width (Microseconds)	Chirp Width (MHz)	Pulse 1-to-2 Spacing (µsec)	Pulse 2-to-3 Spacing (µsec)	Starting Location Within Interval (µsec)
1	1	51.5	51.5	-	-	1371
2	2	78	78	1977	-	1518
3	2	67.4	67.4	1254	-	1579
4	3	89.7	89.7	1702	1876	1883
5	2	78.3	78.3	1126	-	1009
6	1	57.2	57.2	-	-	1495
7	2	68.2	68.2	1333	-	1428
8	1	62	62	-	-	1075
9	3	96.1	96.1	1380	1653	1143
10	3	96	96	1581	1786	1514
11	2	71.3	71.3	1931	-	1523
12	1	64.4	64.4	-	-	1100
13	3	90.1	90.1	1403	1013	1484
14						
15						
16						
17						
18						
19						
20						

DFS Radar Parameters
FCC Radar Type 5
Channel 62 Bandwidth 40MHz

Trial Number:		13				Detection (Yes/No)
Number of Bursts in Trial:		15				Yes
Chirp Center Frequency:		5310				Yes
Burst	Number of Pulses	Pulse Width (Microseconds)	Chirp Width (MHz)	Pulse 1-to-2 Spacing (µsec)	Pulse 2-to-3 Spacing (µsec)	Starting Location Within Interval (µsec)
1	3	89.6	14	1022	1070	1789
2	3	96.2	14	1401	1158	1048
3	2	67.3	14	1629	-	1813
4	1	51.8	14	-	-	1390
5	2	74.9	14	1499	-	1603
6	3	86.1	14	1475	1921	1893
7	1	55.4	14	-	-	1399
8	1	61.5	14	-	-	1043
9	1	61	14	-	-	1184
10	2	76.4	14	1527	-	1747
11	2	75.1	14	1583	-	1234
12	3	93.1	14	1180	1614	1719
13	1	51.8	14	-	-	1975
14	2	81.5	14	1133	-	1531
15	3	91.2	14	1030	1987	1986
16						
17						
18						
19						
20						

Trial Number:		14				Detection (Yes/No)
Number of Bursts in Trial:		15				Yes
Chirp Center Frequency:		5310				Yes
Burst	Number of Pulses	Pulse Width (Microseconds)	Chirp Width (MHz)	Pulse 1-to-2 Spacing (µsec)	Pulse 2-to-3 Spacing (µsec)	Starting Location Within Interval (µsec)
1	3	86.8	13	1060	1875	1463
2	2	72.3	13	1737	-	1817
3	3	87.1	13	1781	1435	1689
4	3	85	13	1258	1766	1926
5	3	84.6	13	1884	1116	1901
6	2	80.7	13	1870	-	1353
7	3	95.9	13	1001	1797	1953
8	2	68.6	13	1517	-	1894
9	3	95.1	13	1714	1150	1922
10	2	81.8	13	1312	-	1071
11	1	55.4	13	-	-	1860
12	1	64.5	13	-	-	1913
13	3	97.6	13	1377	1874	1049
14	2	82.7	13	1768	-	1712
15	1	64.8	13	-	-	1065
16						
17						
18						
19						
20						

DFS Radar Parameters
FCC Radar Type 5
Channel 62 Bandwidth 40MHz

Trial Number:			15			Detection (Yes/No) Yes
Number of Bursts in Trial:			9			
Chirp Center Frequency:			5310			
Burst	Number of Pulses	Pulse Width (Microseconds)	Chirp Width (MHz)	Pulse 1-to-2 Spacing (µsec)	Pulse 2-to-3 Spacing (µsec)	Starting Location Within Interval (µsec)
1	1	52.5	7	-	-	1167
2	3	94.3	7	1461	1669	1659
3	3	98.6	7	1346	1270	1968
4	2	73.6	7	1237	-	1332
5	1	51.8	7	-	-	1168
6	1	61.2	7	-	-	1611
7	1	65.4	7	-	-	1897
8	3	85.3	7	1809	1106	1393
9	3	87.3	7	1159	1437	1199
10						
11						
12						
13						
14						
15						
16						
17						
18						
19						
20						

Trial Number:			16			Detection (Yes/No) Yes
Number of Bursts in Trial:			18			
Chirp Center Frequency:			5310			
Burst	Number of Pulses	Pulse Width (Microseconds)	Chirp Width (MHz)	Pulse 1-to-2 Spacing (µsec)	Pulse 2-to-3 Spacing (µsec)	Starting Location Within Interval (µsec)
1	2	78.5	17	1505	-	1852
2	1	55.5	17	-	-	1263
3	2	68.2	17	1840	-	1406
4	3	90.5	17	1488	1309	1056
5	1	51.5	17	-	-	1506
6	3	92.4	17	2000	1196	1368
7	3	96.7	17	1929	1383	1528
8	2	76.5	17	1516	-	1209
9	2	75.8	17	1806	-	1441
10	2	77.1	17	1763	-	1515
11	2	75.3	17	1639	-	1843
12	2	73.8	17	1313	-	1866
13	1	58.9	17	-	-	1836
14	3	86.4	17	1038	1935	1777
15	2	79.8	17	1804	-	1644
16	1	59.4	17	-	-	1306
17	3	93.8	17	1759	1003	1036
18	2	77.5	17	1510	-	1633
19						
20						

DFS Radar Parameters
FCC Radar Type 5
Channel 62 Bandwidth 40MHz

Trial Number:		17				Detection (Yes/No)
Number of Bursts in Trial:		18				Yes
Chirp Center Frequency:		5310				Yes
Burst	Number of Pulses	Pulse Width (Microseconds)	Chirp Width (MHz)	Pulse 1-to-2 Spacing (µsec)	Pulse 2-to-3 Spacing (µsec)	Starting Location Within Interval (µsec)
1	2	72.3	18	1749	-	1296
2	2	70.1	18	1212	-	1591
3	2	69.5	18	1730	-	1536
4	2	71.6	18	1745	-	1442
5	1	57.9	18	-	-	1576
6	2	78.8	18	1136	-	1828
7	3	96.3	18	1405	1529	1694
8	2	73.9	18	1426	-	1214
9	2	80.9	18	1413	-	1863
10	3	94.5	18	1300	1512	1681
11	2	78.2	18	1800	-	1284
12	2	79.6	18	1851	-	1892
13	2	80	18	1957	-	1251
14	2	71.4	18	1941	-	1703
15	3	87.1	18	1788	1123	1358
16	3	99.9	18	1556	1034	1236
17	1	56.5	18	-	-	1042
18	2	79.1	18	1648	-	1394
19						
20						

Trial Number:		18				Detection (Yes/No)
Number of Bursts in Trial:		17				Yes
Chirp Center Frequency:		5310				Yes
Burst	Number of Pulses	Pulse Width (Microseconds)	Chirp Width (MHz)	Pulse 1-to-2 Spacing (µsec)	Pulse 2-to-3 Spacing (µsec)	Starting Location Within Interval (µsec)
1	1	62.4	16	-	-	1965
2	1	55.3	16	-	-	1492
3	2	67.1	16	1502	-	1701
4	1	52.7	16	-	-	1645
5	3	85.2	16	1179	1031	1444
6	2	78.9	16	1991	-	1316
7	3	88.8	16	1504	1869	1430
8	2	70.5	16	1665	-	1286
9	1	57.3	16	-	-	1147
10	3	91	16	1078	1253	1215
11	3	93.6	16	1469	1559	1744
12	1	57.8	16	-	-	1338
13	2	68.8	16	1113	-	1135
14	1	64.2	16	-	-	1966
15	1	58.1	16	-	-	1778
16	3	83.7	16	1217	1107	1720
17	3	93.1	16	1241	1069	1231
18						
19						
20						

DFS Radar Parameters
FCC Radar Type 5
Channel 62 Bandwidth 40MHz

Trial Number:		19				Detection (Yes/No)
Number of Bursts in Trial:		18				Yes
Chirp Center Frequency:		5310				Yes
Burst	Number of Pulses	Pulse Width (Microseconds)	Chirp Width (MHz)	Pulse 1-to-2 Spacing (µsec)	Pulse 2-to-3 Spacing (µsec)	Starting Location Within Interval (µsec)
1	1	65.1	17	-	-	1530
2	2	67.8	17	1899.000	-	1738
3	1	56.8	17	-	-	1542
4	3	97.7	17	1725.000	1729.000	1024
5	3	89.4	17	1652.000	1146.000	1552
6	3	94.2	17	1486.000	1942.000	1080
7	2	77.6	17	1327.000	-	1549
8	1	61.4	17	-	-	1187
9	1	52.1	17	-	-	1489
10	3	98.4	17	1200.000	1162.000	1352
11	3	96.2	17	1700.000	1438.000	1379
12	3	97.2	17	1033.000	1951.000	1322
13	1	53.9	17	-	-	1073
14	3	86.8	17	1433.000	1764.000	1928
15	1	59.1	17	-	-	1590
16	2	79.9	17	1995.000	-	1618
17	1	50.7	17	-	-	1002
18	3	97	17	1802.000	1097.000	1626
19						
20						

Trial Number:		20				Detection (Yes/No)
Number of Bursts in Trial:		19				Yes
Chirp Center Frequency:		5310				Yes
Burst	Number of Pulses	Pulse Width (Microseconds)	Chirp Width (MHz)	Pulse 1-to-2 Spacing (µsec)	Pulse 2-to-3 Spacing (µsec)	Starting Location Within Interval (µsec)
1	3	88.4	19	1373	1280	1213
2	1	60.4	19	-	-	1647
3	2	69.5	19	1446	-	1257
4	3	85	19	1886	1791	1101
5	3	90.6	19	1923	1698	1068
6	2	82.9	19	1186	-	1264
7	3	87.5	19	1067	1276	1960
8	2	71.5	19	1726	-	1122
9	1	55.2	19	-	-	1109
10	2	80.3	19	1081	-	1076
11	2	73	19	1415	-	1202
12	2	75.7	19	1170	-	1721
13	1	64	19	-	-	1933
14	2	71.5	19	1412	-	1160
15	3	96.3	19	1460	1963	1606
16	2	78.3	19	1216	-	1386
17	2	71.9	19	1564	-	1077
18	2	82.1	19	1318	-	1888
19	3	99.7	19	1012	1201	1335
20						

DFS Radar Parameters
FCC Radar Type 5
Channel 62 Bandwidth 40MHz

Trial Number:		21				Detection (Yes/No)
Number of Bursts in Trial:		13				Yes
Chirp Center Frequency:		5310				Yes
Burst	Number of Pulses	Pulse Width (Microseconds)	Chirp Width (MHz)	Pulse 1-to-2 Spacing (µsec)	Pulse 2-to-3 Spacing (µsec)	Starting Location Within Interval (µsec)
1	2	81.5	11	1173	-	1420
2	2	73	11	1612	-	1607
3	1	61.1	11	-	-	1301
4	3	89.5	11	1900	1323	1140
5	3	91.3	11	1325	1057	1169
6	2	83	11	1362	-	1268
7	2	80.6	11	1411	-	1707
8	3	92.6	11	1272	1058	1513
9	2	73.4	11	1074	-	1247
10	1	53.4	11	-	-	1795
11	1	54.2	11	-	-	1608
12	3	84.5	11	1207	1334	1972
13	2	78	11	1218	-	1861
14						
15						
16						
17						
18						
19						
20						

Trial Number:		22				Detection (Yes/No)
Number of Bursts in Trial:		15				Yes
Chirp Center Frequency:		5310				Yes
Burst	Number of Pulses	Pulse Width (Microseconds)	Chirp Width (MHz)	Pulse 1-to-2 Spacing (µsec)	Pulse 2-to-3 Spacing (µsec)	Starting Location Within Interval (µsec)
1	2	68	13	1011	-	1688
2	2	67.2	13	1387	-	1854
3	2	69.7	13	1007	-	1989
4	2	73.2	13	1829	-	1164
5	2	73.6	13	1040	-	1767
6	2	80.2	13	1709	-	1903
7	2	77.3	13	1340	-	1361
8	2	74	13	1471	-	1388
9	1	60.1	13	-	-	1359
10	2	67.9	13	1984	-	1307
11	3	89	13	1269	1868	1188
12	3	97.4	13	1342	1010	1762
13	3	88.5	13	1930	1790	1314
14	2	76.4	13	1779	-	1546
15	3	84.4	13	1194	1239	1256
16						
17						
18						
19						
20						

DFS Radar Parameters
FCC Radar Type 5
Channel 62 Bandwidth 40MHz

Trial Number:		23				Detection (Yes/No)
Number of Bursts in Trial:		9				Yes
Chirp Center Frequency:		5310				Yes
Burst	Number of Pulses	Pulse Width (Microseconds)	Chirp Width (MHz)	Pulse 1-to-2 Spacing (µsec)	Pulse 2-to-3 Spacing (µsec)	Starting Location Within Interval (µsec)
1	2	74.6	6	1834	-	1775
2	1	50.8	6	-	-	1631
3	2	75.7	6	1676	-	1748
4	1	64.8	6	-	-	1193
5	2	77	6	1561	-	1225
6	2	80.2	6	1550	-	1294
7	2	69.3	6	1470	-	1682
8	2	74	6	1093	-	1711
9	2	77.2	6	1099	-	1088
10						
11						
12						
13						
14						
15						
16						
17						
18						
19						
20						

Trial Number:		24				Detection (Yes/No)
Number of Bursts in Trial:		11				Yes
Chirp Center Frequency:		5310				Yes
Burst	Number of Pulses	Pulse Width (Microseconds)	Chirp Width (MHz)	Pulse 1-to-2 Spacing (µsec)	Pulse 2-to-3 Spacing (µsec)	Starting Location Within Interval (µsec)
1	2	71	9	1467	-	1152
2	2	78.3	9	1905	-	1939
3	1	51.9	9	-	-	1319
4	1	59.9	9	-	-	1679
5	3	90.3	9	1171	1439	1224
6	1	64.1	9	-	-	1205
7	2	68	9	1185	-	1841
8	1	50.9	9	-	-	1823
9	3	95.8	9	1317	1642	1619
10	3	95	9	1061	1454	1459
11	1	57.7	9	-	-	1936
12						
13						
14						
15						
16						
17						
18						
19						
20						

DFS Radar Parameters
FCC Radar Type 5
Channel 62 Bandwidth 40MHz

Trial Number:			25			Detection (Yes/No)
Number of Bursts in Trial:			11			
Chirp Center Frequency:			5310			Yes
Burst	Number of Pulses	Pulse Width (Microseconds)	Chirp Width (MHz)	Pulse 1-to-2 Spacing (µsec)	Pulse 2-to-3 Spacing (µsec)	Starting Location Within Interval (µsec)
1	3	96.8	9	1699	1004	1915
2	1	51.8	9	-	-	1735
3	2	73.1	9	1174	-	1151
4	1	54.7	9	-	-	1482
5	3	91.8	9	1643	1473	1635
6	1	54.8	9	-	-	1468
7	2	75.7	9	1331	-	1594
8	2	71.3	9	1233	-	1872
9	1	55	9	-	-	1500
10	2	72.2	9	1945	-	1815
11	3	92.2	9	1015	1937	1724
12						
13						
14						
15						
16						
17						
18						
19						
20						

Trial Number:			26			Detection (Yes/No)
Number of Bursts in Trial:			16			
Chirp Center Frequency:			5310			Yes
Burst	Number of Pulses	Pulse Width (Microseconds)	Chirp Width (MHz)	Pulse 1-to-2 Spacing (µsec)	Pulse 2-to-3 Spacing (µsec)	Starting Location Within Interval (µsec)
1	1	52.8	15	-	-	1220
2	1	56.6	15	-	-	1447
3	3	96.3	15	1448	1102	1396
4	2	68	15	1509	-	1672
5	2	72.5	15	1507	-	1906
6	2	77.8	15	1432	-	1478
7	3	89.5	15	1961	1385	1329
8	1	57.5	15	-	-	1663
9	3	97.9	15	1782	1330	1025
10	3	98.8	15	1943	1673	1597
11	3	93.2	15	1249	1596	1750
12	3	92.5	15	1998	1204	1400
13	1	52.2	15	-	-	1111
14	3	95.4	15	1176	1670	1622
15	2	78.2	15	1014	-	1108
16	2	67.3	15	1982	-	1062
17						
18						
19						
20						

DFS Radar Parameters
FCC Radar Type 5
Channel 62 Bandwidth 40MHz

Trial Number:		27				Detection (Yes/No)
Number of Bursts in Trial:		13				Yes
Chirp Center Frequency:		5310				Yes
Burst	Number of Pulses	Pulse Width (Microseconds)	Chirp Width (MHz)	Pulse 1-to-2 Spacing (µsec)	Pulse 2-to-3 Spacing (µsec)	Starting Location Within Interval (µsec)
1	3	83.8	11	1094	1483	1474
2	3	96.1	11	1427	1104	1129
3	3	99.9	11	1203	1574	1085
4	3	88	11	1308	1739	1691
5	1	51.5	11	-	-	1262
6	3	93.5	11	1035	1660	1238
7	2	68.7	11	1535	-	1000
8	3	87.6	11	1137	1773	1911
9	2	72.8	11	1453	-	1690
10	2	77.7	11	1303	-	1668
11	2	70.9	11	1018	-	1666
12	2	73.1	11	1871	-	1398
13	2	72.2	11	1521	-	1771
14						
15						
16						
17						
18						
19						
20						

Trial Number:		28				Detection (Yes/No)
Number of Bursts in Trial:		9				Yes
Chirp Center Frequency:		5310				Yes
Burst	Number of Pulses	Pulse Width (Microseconds)	Chirp Width (MHz)	Pulse 1-to-2 Spacing (µsec)	Pulse 2-to-3 Spacing (µsec)	Starting Location Within Interval (µsec)
1	1	54.5	6	-	-	1685
2	3	98.1	6	1695	1366	1291
3	2	68.9	6	1496	-	1360
4	1	55	6	-	-	1103
5	2	78.8	6	1198	-	1967
6	2	75.5	6	1862	-	1952
7	3	95.3	6	1580	1544	1339
8	1	63.6	6	-	-	1285
9	2	72.3	6	1624	-	1776
10						
11						
12						
13						
14						
15						
16						
17						
18						
19						
20						

DFS Radar Parameters
FCC Radar Type 5
Channel 62 Bandwidth 40MHz

Trial Number:		29				Detection (Yes/No)
Number of Bursts in Trial:		18				Yes
Chirp Center Frequency:		5310				Yes
Burst	Number of Pulses	Pulse Width (Microseconds)	Chirp Width (MHz)	Pulse 1-to-2 Spacing (µsec)	Pulse 2-to-3 Spacing (µsec)	Starting Location Within Interval (µsec)
1	3	91.6	18	1445	1221	1855
2	3	90.3	18	1374	1149	1848
3	1	61.5	18	-	-	1895
4	3	88.3	18	1765	1118	1032
5	3	97.2	18	1830	1177	1554
6	1	58.9	18	-	-	1641
7	1	53.5	18	-	-	1324
8	1	59.3	18	-	-	1971
9	2	70.9	18	1785	-	1304
10	1	59.4	18	-	-	1494
11	1	63.5	18	-	-	1948
12	3	87.5	18	1604	1480	1908
13	3	91.9	18	1044	1397	1675
14	2	75.2	18	1819	-	1715
15	1	55.2	18	-	-	1155
16	3	84.2	18	1638	1743	1757
17	3	90.7	18	1891	1457	1671
18	1	59.3	18	-	-	1356
19						
20						

Trial Number:		30				Detection (Yes/No)
Number of Bursts in Trial:		8				Yes
Chirp Center Frequency:		5310				Yes
Burst	Number of Pulses	Pulse Width (Microseconds)	Chirp Width (MHz)	Pulse 1-to-2 Spacing (µsec)	Pulse 2-to-3 Spacing (µsec)	Starting Location Within Interval (µsec)
1	3	88	5	1391	1592	1925
2	1	58.6	5	-	-	1223
3	3	95.3	5	1879	1532	1623
4	3	94.9	5	1275	1916	1609
5	1	56.8	5	-	-	1027
6	1	66.3	5	-	-	1992
7	3	85.3	5	1610	1370	1522
8	3	93.3	5	1321	1476	1575
9						
10						
11						
12						
13						
14						
15						
16						
17						
18						
19						
20						

DFS Radar Parameters
FCC Radar Type 1
Channel 100 Bandwidth 20MHz

Trial #	Pulse Repetition Frequency Number (1 to 23)	Pulse Repetition Frequency (Pulses Per Second)	Pulse Repetition Interval (Microseconds)	Detection (Yes / No)
1	3	1792.11	558	Y
2	15	1253.13	798	Y
3	5	1672.24	598	Y
4	8	1519.76	658	Y
5	22	1066.10	938	Y
6	12	326.16	3066	Y
7	2	1858.74	538	Y
8	6	1618.12	618	Y
9	14	1285.35	778	Y
10	21	1089.32	918	Y
11	1	1930.50	518	Y
12	18	1165.50	858	Y
13	17	1193.32	838	Y
14	12	1355.01	738	Y
15	7	1567.40	638	Y
16		701.75	1425	Y
17		1218.03	821	Y
18		396.51	2522	Y
19		480.08	2083	Y
20		505.82	1977	N
21		1612.90	620	Y
22		549.45	1820	Y
23		440.33	2271	Y
24		1090.51	917	Y
25		330.91	3022	Y
26		352.61	2836	Y
27		759.30	1317	Y
28		396.98	2519	Y
29		741.84	1348	Y
30		368.19	2716	Y

DFS Radar Parameters
FCC Radar Type 2
Channel 100 Bandwidth 20MHz

Trial #	Number Pulses per Burst	Pulse Width (Microseconds)	Pulse Repetition Interval (Microseconds)	Detection (Yes / No)
1	28	4.40	227	Y
2	29	4.80	205	Y
3	23	1.10	173	Y
4	24	1.90	194	Y
5	28	4.20	175	Y
6	24	2.00	212	Y
7	23	1.50	207	Y
8	27	3.60	192	Y
9	28	4.00	160	Y
10	29	4.50	178	Y
11	23	1.00	187	Y
12	26	2.80	193	Y
13	27	3.40	206	Y
14	26	3.20	181	Y
15	23	1.50	164	Y
16	28	4.20	150	Y
17	28	4.30	153	Y
18	28	4.00	228	N
19	28	4.30	200	Y
20	29	4.60	169	Y
21	25	2.60	168	Y
22	26	3.20	222	Y
23	23	1.30	226	Y
24	24	2.10	161	Y
25	25	2.20	215	Y
26	27	3.60	229	Y
27	25	2.70	185	Y
28	23	1.40	221	Y
29	28	4.40	158	Y
30	23	1.10	209	N

DFS Radar Parameters
FCC Radar Type 3
Channel 100 Bandwidth 20MHz

Trial #	Number Pulses per Burst	Pulse Width (Microseconds)	Pulse Repetition Interval (Microseconds)	Detection (Yes / No)
1	18	9.40	400	Y
2	18	9.80	474	Y
3	16	6.10	336	Y
4	16	6.90	284	Y
5	18	9.20	239	N
6	16	7.00	405	Y
7	16	6.50	342	Y
8	17	8.60	409	Y
9	18	9.00	299	Y
10	18	9.50	471	Y
11	16	6.00	390	Y
12	17	7.80	290	Y
13	17	8.40	346	Y
14	17	8.20	406	Y
15	16	6.50	355	Y
16	18	9.20	318	Y
17	18	9.30	500	N
18	18	9.00	274	Y
19	18	9.30	499	Y
20	18	9.60	315	Y
21	17	7.60	375	Y
22	17	8.20	356	Y
23	16	6.30	463	Y
24	16	7.10	449	Y
25	16	7.20	253	Y
26	17	8.60	340	N
27	17	7.70	460	Y
28	16	6.40	276	N
29	18	9.40	214	Y
30	16	6.10	296	Y

DFS Radar Parameters
FCC Radar Type 4
Channel 100 Bandwidth 20MHz

Trial #	Number Pulses per Burst	Pulse Width (Microseconds)	Pulse Repetition Interval (Microseconds)	Detection (Yes / No)
1	16	18.70	400	Y
2	16	19.50	474	N
3	12	11.20	336	Y
4	13	13.10	284	Y
5	15	18.20	239	Y
6	13	13.30	405	Y
7	12	12.10	342	Y
8	15	16.80	409	Y
9	15	17.80	299	Y
10	16	18.80	471	Y
11	12	11.10	390	Y
12	14	15.00	290	Y
13	14	16.30	346	Y
14	14	16.00	406	Y
15	12	12.10	355	Y
16	15	18.20	318	Y
17	16	18.40	500	Y
18	15	17.70	274	Y
19	16	18.30	499	Y
20	16	19.10	315	N
21	14	14.70	375	Y
22	14	15.90	356	Y
23	12	11.70	463	Y
24	13	13.40	449	Y
25	13	13.60	253	Y
26	15	16.80	340	Y
27	14	14.80	460	Y
28	12	12.00	276	N
29	16	18.50	214	Y
30	12	11.20	296	N

DFS Radar Parameters
FCC Radar Type 5
Channel 100 Bandwidth 20MHz

Trial Number:		1				Detection (Yes/No)
Number of Bursts in Trial:		19				Yes
Chirp Center Frequency:		5500				Yes
Burst	Number of Pulses	Pulse Width (Microseconds)	Chirp Width (MHz)	Pulse 1-to-2 Spacing (µsec)	Pulse 2-to-3 Spacing (µsec)	Starting Location Within Interval (µsec)
1	3	92.5	18	1250	1278	1302
2	3	97.1	18	1655	1023	1260
3	1	51.3	18	-	-	1120
4	1	61.7	18	-	-	1455
5	3	89.9	18	1649	1640	1381
6	1	63	18	-	-	1630
7	1	56.2	18	-	-	1826
8	2	82.1	18	1079	-	1344
9	3	87.8	18	1295	1248	1704
10	3	93.4	18	1723	1537	1045
11	1	50.8	18	-	-	1458
12	2	72.2	18	1847	-	1273
13	2	79.6	18	1378	-	1837
14	2	77.6	18	1350	-	1934
15	1	56.4	18	-	-	1569
16	3	89.7	18	1452	1902	1526
17	3	91.1	18	1857	1974	1161
18	3	87.2	18	1615	1835	1227
19	3	90.5	18	1924	1955	1519
20						

Trial Number:		2				Detection (Yes/No)
Number of Bursts in Trial:		20				Yes
Chirp Center Frequency:		5500				Yes
Burst	Number of Pulses	Pulse Width (Microseconds)	Chirp Width (MHz)	Pulse 1-to-2 Spacing (µsec)	Pulse 2-to-3 Spacing (µsec)	Starting Location Within Interval (µsec)
1	3	95	20	1051	1112	1487
2	2	70.5	20	1357	-	1130
3	2	77.3	20	1662	-	1687
4	1	54.2	20	-	-	1990
5	1	63.5	20	-	-	1138
6	1	64.8	20	-	-	1978
7	2	82.3	20	1950	-	1822
8	2	70.9	20	1613	-	1219
9	1	55.8	20	-	-	1846
10	3	91.7	20	1686	1678	1979
11	1	51.3	20	-	-	1277
12	3	83.5	20	1139	1197	1772
13	3	97.4	20	1722	1222	1993
14	3	89.8	20	1105	1089	1372
15	3	91.5	20	1731	1376	1462
16	1	58.9	20	-	-	1770
17	2	79.3	20	1407	-	1050
18	1	60.7	20	-	-	1414
19	1	61.2	20	-	-	1970
20	3	86	20	1693	1525	1733

DFS Radar Parameters
FCC Radar Type 5
Channel 100 Bandwidth 20MHz

Trial Number:		3				Detection (Yes/No)
Number of Bursts in Trial:		8				
Chirp Center Frequency:		5500				Yes
Burst	Number of Pulses	Pulse Width (Microseconds)	Chirp Width (MHz)	Pulse 1-to-2 Spacing (µsec)	Pulse 2-to-3 Spacing (µsec)	Starting Location Within Interval (µsec)
1	3	92.1	5	1803	1632	1431
2	1	62.9	5	-	-	1954
3	1	50.7	5	-	-	1944
4	1	57.2	5	-	-	1244
5	2	82.3	5	1182	-	1503
6	3	85.7	5	1242	1833	1410
7	2	68.4	5	1601	-	1183
8	1	61.5	5	-	-	1449
9						
10						
11						
12						
13						
14						
15						
16						
17						
18						
19						
20						

Trial Number:		4				Detection (Yes/No)
Number of Bursts in Trial:		11				
Chirp Center Frequency:		5500				Yes
Burst	Number of Pulses	Pulse Width (Microseconds)	Chirp Width (MHz)	Pulse 1-to-2 Spacing (µsec)	Pulse 2-to-3 Spacing (µsec)	Starting Location Within Interval (µsec)
1	2	71.5	8	1890	-	1917
2	3	85.3	8	1290	1885	1718
3	2	74.6	8	1091	-	1769
4	2	73.7	8	1563	-	1827
5	2	81.5	8	1565	-	1692
6	1	65	8	-	-	1947
7	1	63.5	8	-	-	1839
8	2	75.2	8	1710	-	1072
9	1	65.2	8	-	-	1054
10	3	92.9	8	1292	1780	1567
11	3	87.8	8	1909	1052	1980
12						
13						
14						
15						
16						
17						
18						
19						
20						

DFS Radar Parameters
FCC Radar Type 5
Channel 100 Bandwidth 20MHz

Trial Number:		5				Detection (Yes/No)
Number of Bursts in Trial:		18				Yes
Chirp Center Frequency:		5500				Yes
Burst	Number of Pulses	Pulse Width (Microseconds)	Chirp Width (MHz)	Pulse 1-to-2 Spacing (µsec)	Pulse 2-to-3 Spacing (µsec)	Starting Location Within Interval (µsec)
1	3	97	17	1798	1587	1742
2	1	57.6	17	-	-	1451
3	3	92.1	17	1752	1082	1211
4	1	50.4	17	-	-	1845
5	3	90.4	17	1235	1732	1228
6	3	86.4	17	1287	1794	1382
7	1	59.8	17	-	-	1127
8	1	53.4	17	-	-	1493
9	2	82.5	17	1940	-	1683
10	3	88.2	17	1465	1658	1466
11	2	68.6	17	1026	-	1761
12	2	77.1	17	1395	-	1144
13	2	78.9	17	1110	-	1849
14	2	79.8	17	1299	-	1740
15	1	51.2	17	-	-	1281
16	3	98.5	17	1351	1282	1717
17	2	82	17	1365	-	1117
18	2	69.7	17	1066	-	1734
19						
20						

Trial Number:		6				Detection (Yes/No)
Number of Bursts in Trial:		11				Yes
Chirp Center Frequency:		5500				Yes
Burst	Number of Pulses	Pulse Width (Microseconds)	Chirp Width (MHz)	Pulse 1-to-2 Spacing (µsec)	Pulse 2-to-3 Spacing (µsec)	Starting Location Within Interval (µsec)
1	2	70	9	1355	-	1889
2	2	71.9	9	1090	-	1864
3	2	77.8	9	1328	-	1680
4	3	96.4	9	1165	1540	1020
5	2	70.7	9	1555	-	1297
6	3	99.5	9	1696	1589	1919
7	2	70.6	9	1037	-	1337
8	2	67.1	9	1560	-	1814
9	2	77.7	9	1402	-	1818
10	1	51.9	9	-	-	1988
11	2	82.3	9	1938	-	1490
12						
13						
14						
15						
16						
17						
18						
19						
20						

DFS Radar Parameters
FCC Radar Type 5
Channel 100 Bandwidth 20MHz

Trial Number:		7				Detection (Yes/No)
Number of Bursts in Trial:		9				Yes
Chirp Center Frequency:		5500				Yes
Burst	Number of Pulses	Pulse Width (Microseconds)	Chirp Width (MHz)	Pulse 1-to-2 Spacing (µsec)	Pulse 2-to-3 Spacing (µsec)	Starting Location Within Interval (µsec)
1	2	76.2	7	1572	-	1240
2	1	66.3	7	-	-	1443
3	3	93.7	7	1571	1210	1098
4	3	86.5	7	1832	1363	1125
5	2	72.9	7	1348	-	1796
6	1	64.3	7	-	-	1628
7	2	78.3	7	1684	-	1577
8	3	100	7	1617	1128	1746
9	1	62.5	7	-	-	1267
10						
11						
12						
13						
14						
15						
16						
17						
18						
19						
20						

Trial Number:		8				Detection (Yes/No)
Number of Bursts in Trial:		16				Yes
Chirp Center Frequency:		5500				Yes
Burst	Number of Pulses	Pulse Width (Microseconds)	Chirp Width (MHz)	Pulse 1-to-2 Spacing (µsec)	Pulse 2-to-3 Spacing (µsec)	Starting Location Within Interval (µsec)
1	1	60.4	15	-	-	1498
2	2	70.8	15	1807	-	1558
3	2	72.4	15	1907	-	1918
4	2	82.2	15	1627	-	1369
5	3	86	15	1229	1341	1154
6	2	73.4	15	1585	-	1450
7	1	52.8	15	-	-	1320
8	1	58.1	15	-	-	1417
9	3	95.7	15	1345	1479	1981
10	3	93.9	15	1115	1997	1543
11	2	80.2	15	1416	-	1553
12	1	66.6	15	-	-	1192
13	2	81.5	15	1541	-	1087
14	1	55.4	15	-	-	1697
15	3	95.2	15	1602	1820	1429
16	2	70.9	15	1547	-	1017
17						
18						
19						
20						

DFS Radar Parameters
FCC Radar Type 5
Channel 100 Bandwidth 20MHz

Trial Number:		9				Detection (Yes/No)
Number of Bursts in Trial:		17				Yes
Chirp Center Frequency:		5500				Yes
Burst	Number of Pulses	Pulse Width (Microseconds)	Chirp Width (MHz)	Pulse 1-to-2 Spacing (µsec)	Pulse 2-to-3 Spacing (µsec)	Starting Location Within Interval (µsec)
1	1	60	17	-	-	1208
2	1	50.5	17	-	-	1927
3	3	86.9	17	1422	1021	1996
4	3	92.7	17	1178	1994	1477
5	2	79.8	17	1654	-	1408
6	2	73.3	17	1636	-	1904
7	1	58.7	17	-	-	1092
8	1	57.8	17	-	-	1063
9	2	71.2	17	1354	-	1728
10	1	56.2	17	-	-	1206
11	2	71.9	17	1142	-	1964
12	2	74.9	17	1006	-	1053
13	3	90.7	17	1973	1599	1409
14	1	56	17	-	-	1485
15	1	65.5	17	-	-	1121
16	2	72.9	17	1520	-	1347
17	3	98.5	17	1086	1189	1265
18						
19						
20						

Trial Number:		10				Detection (Yes/No)
Number of Bursts in Trial:		19				Yes
Chirp Center Frequency:		5500				Yes
Burst	Number of Pulses	Pulse Width (Microseconds)	Chirp Width (MHz)	Pulse 1-to-2 Spacing (µsec)	Pulse 2-to-3 Spacing (µsec)	Starting Location Within Interval (µsec)
1	2	69.4	18	1793	-	1261
2	1	59.3	18	-	-	1706
3	3	99.3	18	1705	1956	1046
4	3	99.6	18	1573	1041	1821
5	3	95.7	18	1059	1230	1844
6	1	60.4	18	-	-	1677
7	3	97.4	18	1838	1646	1425
8	3	96.6	18	1856	1898	1811
9	1	62.5	18	-	-	1419
10	2	71.4	18	1289	-	1858
11	3	83.8	18	1545	1716	2000
12	2	71.8	18	1418	-	1259
13	1	65.7	18	-	-	1754
14	3	94.8	18	1349	1962	1424
15	1	60.8	18	-	-	1959
16	3	98.5	18	1008	1621	1873
17	1	65.6	18	-	-	1279
18	1	62.9	18	-	-	1288
19	1	63.7	18	-	-	1096
20						

DFS Radar Parameters
FCC Radar Type 5
Channel 100 Bandwidth 20MHz

Trial Number:		11				Detection (Yes/No)
Number of Bursts in Trial:		8				Yes
Chirp Center Frequency:		5500				Starting Location Within Interval (µsec)
Burst	Number of Pulses	Pulse Width (Microseconds)	Chirp Width (MHz)	Pulse 1-to-2 Spacing (µsec)	Pulse 2-to-3 Spacing (µsec)	
1	3	91.5	5	1326	1190	1842
2	1	57.3	5	-	-	1784
3	2	82.7	5	1882	-	1810
4	3	87.1	5	1983	1664	1932
5	1	62.1	5	-	-	1343
6	1	64.5	5	-	-	1637
7	1	61	5	-	-	1132
8	2	79.8	5	1191	-	1145
9						
10						
11						
12						
13						
14						
15						
16						
17						
18						
19						
20						

Trial Number:		12				Detection (Yes/No)
Number of Bursts in Trial:		13				Yes
Chirp Center Frequency:		5500				Starting Location Within Interval (µsec)
Burst	Number of Pulses	Pulse Width (Microseconds)	Chirp Width (MHz)	Pulse 1-to-2 Spacing (µsec)	Pulse 2-to-3 Spacing (µsec)	
1	1	51.5	51.5	-	-	1371
2	2	78	78	1977	-	1518
3	2	67.4	67.4	1254	-	1579
4	3	89.7	89.7	1702	1876	1883
5	2	78.3	78.3	1126	-	1009
6	1	57.2	57.2	-	-	1495
7	2	68.2	68.2	1333	-	1428
8	1	62	62	-	-	1075
9	3	96.1	96.1	1380	1653	1143
10	3	96	96	1581	1786	1514
11	2	71.3	71.3	1931	-	1523
12	1	64.4	64.4	-	-	1100
13	3	90.1	90.1	1403	1013	1484
14						
15						
16						
17						
18						
19						
20						

DFS Radar Parameters
FCC Radar Type 5
Channel 100 Bandwidth 20MHz

Trial Number:		13				Detection (Yes/No)
Number of Bursts in Trial:		15				
Chirp Center Frequency:		5500				Yes
Burst	Number of Pulses	Pulse Width (Microseconds)	Chirp Width (MHz)	Pulse 1-to-2 Spacing (µsec)	Pulse 2-to-3 Spacing (µsec)	Starting Location Within Interval (µsec)
1	3	89.6	14	1022	1070	1789
2	3	96.2	14	1401	1158	1048
3	2	67.3	14	1629	-	1813
4	1	51.8	14	-	-	1390
5	2	74.9	14	1499	-	1603
6	3	86.1	14	1475	1921	1893
7	1	55.4	14	-	-	1399
8	1	61.5	14	-	-	1043
9	1	61	14	-	-	1184
10	2	76.4	14	1527	-	1747
11	2	75.1	14	1583	-	1234
12	3	93.1	14	1180	1614	1719
13	1	51.8	14	-	-	1975
14	2	81.5	14	1133	-	1531
15	3	91.2	14	1030	1987	1986
16						
17						
18						
19						
20						

Trial Number:		14				Detection (Yes/No)
Number of Bursts in Trial:		15				
Chirp Center Frequency:		5500				Yes
Burst	Number of Pulses	Pulse Width (Microseconds)	Chirp Width (MHz)	Pulse 1-to-2 Spacing (µsec)	Pulse 2-to-3 Spacing (µsec)	Starting Location Within Interval (µsec)
1	3	86.8	13	1060	1875	1463
2	2	72.3	13	1737	-	1817
3	3	87.1	13	1781	1435	1689
4	3	85	13	1258	1766	1926
5	3	84.6	13	1884	1116	1901
6	2	80.7	13	1870	-	1353
7	3	95.9	13	1001	1797	1953
8	2	68.6	13	1517	-	1894
9	3	95.1	13	1714	1150	1922
10	2	81.8	13	1312	-	1071
11	1	55.4	13	-	-	1860
12	1	64.5	13	-	-	1913
13	3	97.6	13	1377	1874	1049
14	2	82.7	13	1768	-	1712
15	1	64.8	13	-	-	1065
16						
17						
18						
19						
20						

DFS Radar Parameters
FCC Radar Type 5
Channel 100 Bandwidth 20MHz

Trial Number:			15			Detection (Yes/No)
Number of Bursts in Trial:			9			
Chirp Center Frequency:			5500			Yes
Burst	Number of Pulses	Pulse Width (Microseconds)	Chirp Width (MHz)	Pulse 1-to-2 Spacing (µsec)	Pulse 2-to-3 Spacing (µsec)	Starting Location Within Interval (µsec)
1	1	52.5	7	-	-	1167
2	3	94.3	7	1461	1669	1659
3	3	98.6	7	1346	1270	1968
4	2	73.6	7	1237	-	1332
5	1	51.8	7	-	-	1168
6	1	61.2	7	-	-	1611
7	1	65.4	7	-	-	1897
8	3	85.3	7	1809	1106	1393
9	3	87.3	7	1159	1437	1199
10						
11						
12						
13						
14						
15						
16						
17						
18						
19						
20						

Trial Number:			16			Detection (Yes/No)
Number of Bursts in Trial:			18			
Chirp Center Frequency:			5500			Yes
Burst	Number of Pulses	Pulse Width (Microseconds)	Chirp Width (MHz)	Pulse 1-to-2 Spacing (µsec)	Pulse 2-to-3 Spacing (µsec)	Starting Location Within Interval (µsec)
1	2	78.5	17	1505	-	1852
2	1	55.5	17	-	-	1263
3	2	68.2	17	1840	-	1406
4	3	90.5	17	1488	1309	1056
5	1	51.5	17	-	-	1506
6	3	92.4	17	2000	1196	1368
7	3	96.7	17	1929	1383	1528
8	2	76.5	17	1516	-	1209
9	2	75.8	17	1806	-	1441
10	2	77.1	17	1763	-	1515
11	2	75.3	17	1639	-	1843
12	2	73.8	17	1313	-	1866
13	1	58.9	17	-	-	1836
14	3	86.4	17	1038	1935	1777
15	2	79.8	17	1804	-	1644
16	1	59.4	17	-	-	1306
17	3	93.8	17	1759	1003	1036
18	2	77.5	17	1510	-	1633
19						
20						

DFS Radar Parameters
FCC Radar Type 5
Channel 100 Bandwidth 20MHz

Trial Number:		17				Detection (Yes/No)
Number of Bursts in Trial:		18				Yes
Chirp Center Frequency:		5500				Yes
Burst	Number of Pulses	Pulse Width (Microseconds)	Chirp Width (MHz)	Pulse 1-to-2 Spacing (µsec)	Pulse 2-to-3 Spacing (µsec)	Starting Location Within Interval (µsec)
1	2	72.3	18	1749	-	1296
2	2	70.1	18	1212	-	1591
3	2	69.5	18	1730	-	1536
4	2	71.6	18	1745	-	1442
5	1	57.9	18	-	-	1576
6	2	78.8	18	1136	-	1828
7	3	96.3	18	1405	1529	1694
8	2	73.9	18	1426	-	1214
9	2	80.9	18	1413	-	1863
10	3	94.5	18	1300	1512	1681
11	2	78.2	18	1800	-	1284
12	2	79.6	18	1851	-	1892
13	2	80	18	1957	-	1251
14	2	71.4	18	1941	-	1703
15	3	87.1	18	1788	1123	1358
16	3	99.9	18	1556	1034	1236
17	1	56.5	18	-	-	1042
18	2	79.1	18	1648	-	1394
19						
20						

Trial Number:		18				Detection (Yes/No)
Number of Bursts in Trial:		17				Yes
Chirp Center Frequency:		5500				Yes
Burst	Number of Pulses	Pulse Width (Microseconds)	Chirp Width (MHz)	Pulse 1-to-2 Spacing (µsec)	Pulse 2-to-3 Spacing (µsec)	Starting Location Within Interval (µsec)
1	1	62.4	16	-	-	1965
2	1	55.3	16	-	-	1492
3	2	67.1	16	1502	-	1701
4	1	52.7	16	-	-	1645
5	3	85.2	16	1179	1031	1444
6	2	78.9	16	1991	-	1316
7	3	88.8	16	1504	1869	1430
8	2	70.5	16	1665	-	1286
9	1	57.3	16	-	-	1147
10	3	91	16	1078	1253	1215
11	3	93.6	16	1469	1559	1744
12	1	57.8	16	-	-	1338
13	2	68.8	16	1113	-	1135
14	1	64.2	16	-	-	1966
15	1	58.1	16	-	-	1778
16	3	83.7	16	1217	1107	1720
17	3	93.1	16	1241	1069	1231
18						
19						
20						

DFS Radar Parameters
FCC Radar Type 5
Channel 100 Bandwidth 20MHz

Trial Number:		19				Detection (Yes/No)
Number of Bursts in Trial:		18				
Chirp Center Frequency:		5500				Yes
Burst	Number of Pulses	Pulse Width (Microseconds)	Chirp Width (MHz)	Pulse 1-to-2 Spacing (µsec)	Pulse 2-to-3 Spacing (µsec)	Starting Location Within Interval (µsec)
1	1	65.1	17	-	-	1530
2	2	67.8	17	1899.000	-	1738
3	1	56.8	17	-	-	1542
4	3	97.7	17	1725.000	1729.000	1024
5	3	89.4	17	1652.000	1146.000	1552
6	3	94.2	17	1486.000	1942.000	1080
7	2	77.6	17	1327.000	-	1549
8	1	61.4	17	-	-	1187
9	1	52.1	17	-	-	1489
10	3	98.4	17	1200.000	1162.000	1352
11	3	96.2	17	1700.000	1438.000	1379
12	3	97.2	17	1033.000	1951.000	1322
13	1	53.9	17	-	-	1073
14	3	86.8	17	1433.000	1764.000	1928
15	1	59.1	17	-	-	1590
16	2	79.9	17	1995.000	-	1618
17	1	50.7	17	-	-	1002
18	3	97	17	1802.000	1097.000	1626
19						
20						

Trial Number:		20				Detection (Yes/No)
Number of Bursts in Trial:		19				
Chirp Center Frequency:		5500				Yes
Burst	Number of Pulses	Pulse Width (Microseconds)	Chirp Width (MHz)	Pulse 1-to-2 Spacing (µsec)	Pulse 2-to-3 Spacing (µsec)	Starting Location Within Interval (µsec)
1	3	88.4	19	1373	1280	1213
2	1	60.4	19	-	-	1647
3	2	69.5	19	1446	-	1257
4	3	85	19	1886	1791	1101
5	3	90.6	19	1923	1698	1068
6	2	82.9	19	1186	-	1264
7	3	87.5	19	1067	1276	1960
8	2	71.5	19	1726	-	1122
9	1	55.2	19	-	-	1109
10	2	80.3	19	1081	-	1076
11	2	73	19	1415	-	1202
12	2	75.7	19	1170	-	1721
13	1	64	19	-	-	1933
14	2	71.5	19	1412	-	1160
15	3	96.3	19	1460	1963	1606
16	2	78.3	19	1216	-	1386
17	2	71.9	19	1564	-	1077
18	2	82.1	19	1318	-	1888
19	3	99.7	19	1012	1201	1335
20						

DFS Radar Parameters
FCC Radar Type 5
Channel 100 Bandwidth 20MHz

Trial Number:		21				Detection (Yes/No)
Number of Bursts in Trial:		13				Yes
Chirp Center Frequency:		5500				Yes
Burst	Number of Pulses	Pulse Width (Microseconds)	Chirp Width (MHz)	Pulse 1-to-2 Spacing (µsec)	Pulse 2-to-3 Spacing (µsec)	Starting Location Within Interval (µsec)
1	2	81.5	11	1173	-	1420
2	2	73	11	1612	-	1607
3	1	61.1	11	-	-	1301
4	3	89.5	11	1900	1323	1140
5	3	91.3	11	1325	1057	1169
6	2	83	11	1362	-	1268
7	2	80.6	11	1411	-	1707
8	3	92.6	11	1272	1058	1513
9	2	73.4	11	1074	-	1247
10	1	53.4	11	-	-	1795
11	1	54.2	11	-	-	1608
12	3	84.5	11	1207	1334	1972
13	2	78	11	1218	-	1861
14						
15						
16						
17						
18						
19						
20						

Trial Number:		22				Detection (Yes/No)
Number of Bursts in Trial:		15				Yes
Chirp Center Frequency:		5500				Yes
Burst	Number of Pulses	Pulse Width (Microseconds)	Chirp Width (MHz)	Pulse 1-to-2 Spacing (µsec)	Pulse 2-to-3 Spacing (µsec)	Starting Location Within Interval (µsec)
1	2	68	13	1011	-	1688
2	2	67.2	13	1387	-	1854
3	2	69.7	13	1007	-	1989
4	2	73.2	13	1829	-	1164
5	2	73.6	13	1040	-	1767
6	2	80.2	13	1709	-	1903
7	2	77.3	13	1340	-	1361
8	2	74	13	1471	-	1388
9	1	60.1	13	-	-	1359
10	2	67.9	13	1984	-	1307
11	3	89	13	1269	1868	1188
12	3	97.4	13	1342	1010	1762
13	3	88.5	13	1930	1790	1314
14	2	76.4	13	1779	-	1546
15	3	84.4	13	1194	1239	1256
16						
17						
18						
19						
20						

DFS Radar Parameters
FCC Radar Type 5
Channel 100 Bandwidth 20MHz

Trial Number:		23				Detection (Yes/No)
Number of Bursts in Trial:		9				Yes
Chirp Center Frequency:		5500				Starting Location Within Interval (µsec)
Burst	Number of Pulses	Pulse Width (Microseconds)	Chirp Width (MHz)	Pulse 1-to-2 Spacing (µsec)	Pulse 2-to-3 Spacing (µsec)	
1	2	74.6	6	1834	-	1775
2	1	50.8	6	-	-	1631
3	2	75.7	6	1676	-	1748
4	1	64.8	6	-	-	1193
5	2	77	6	1561	-	1225
6	2	80.2	6	1550	-	1294
7	2	69.3	6	1470	-	1682
8	2	74	6	1093	-	1711
9	2	77.2	6	1099	-	1088
10						
11						
12						
13						
14						
15						
16						
17						
18						
19						
20						

Trial Number:		24				Detection (Yes/No)
Number of Bursts in Trial:		11				Yes
Chirp Center Frequency:		5500				Starting Location Within Interval (µsec)
Burst	Number of Pulses	Pulse Width (Microseconds)	Chirp Width (MHz)	Pulse 1-to-2 Spacing (µsec)	Pulse 2-to-3 Spacing (µsec)	
1	2	71	9	1467	-	1152
2	2	78.3	9	1905	-	1939
3	1	51.9	9	-	-	1319
4	1	59.9	9	-	-	1679
5	3	90.3	9	1171	1439	1224
6	1	64.1	9	-	-	1205
7	2	68	9	1185	-	1841
8	1	50.9	9	-	-	1823
9	3	95.8	9	1317	1642	1619
10	3	95	9	1061	1454	1459
11	1	57.7	9	-	-	1936
12						
13						
14						
15						
16						
17						
18						
19						
20						

DFS Radar Parameters
FCC Radar Type 5
Channel 100 Bandwidth 20MHz

Trial Number:		25				Detection (Yes/No)
Number of Bursts in Trial:		11				Yes
Chirp Center Frequency:		5500				Yes
Burst	Number of Pulses	Pulse Width (Microseconds)	Chirp Width (MHz)	Pulse 1-to-2 Spacing (µsec)	Pulse 2-to-3 Spacing (µsec)	Starting Location Within Interval (µsec)
1	3	96.8	9	1699	1004	1915
2	1	51.8	9	-	-	1735
3	2	73.1	9	1174	-	1151
4	1	54.7	9	-	-	1482
5	3	91.8	9	1643	1473	1635
6	1	54.8	9	-	-	1468
7	2	75.7	9	1331	-	1594
8	2	71.3	9	1233	-	1872
9	1	55	9	-	-	1500
10	2	72.2	9	1945	-	1815
11	3	92.2	9	1015	1937	1724
12						
13						
14						
15						
16						
17						
18						
19						
20						

Trial Number:		26				Detection (Yes/No)
Number of Bursts in Trial:		16				Yes
Chirp Center Frequency:		5500				Yes
Burst	Number of Pulses	Pulse Width (Microseconds)	Chirp Width (MHz)	Pulse 1-to-2 Spacing (µsec)	Pulse 2-to-3 Spacing (µsec)	Starting Location Within Interval (µsec)
1	1	52.8	15	-	-	1220
2	1	56.6	15	-	-	1447
3	3	96.3	15	1448	1102	1396
4	2	68	15	1509	-	1672
5	2	72.5	15	1507	-	1906
6	2	77.8	15	1432	-	1478
7	3	89.5	15	1961	1385	1329
8	1	57.5	15	-	-	1663
9	3	97.9	15	1782	1330	1025
10	3	98.8	15	1943	1673	1597
11	3	93.2	15	1249	1596	1750
12	3	92.5	15	1998	1204	1400
13	1	52.2	15	-	-	1111
14	3	95.4	15	1176	1670	1622
15	2	78.2	15	1014	-	1108
16	2	67.3	15	1982	-	1062
17						
18						
19						
20						

DFS Radar Parameters
FCC Radar Type 5
Channel 100 Bandwidth 20MHz

Trial Number:		27				Detection (Yes/No)
Number of Bursts in Trial:		13				
Chirp Center Frequency:		5500				Yes
Burst	Number of Pulses	Pulse Width (Microseconds)	Chirp Width (MHz)	Pulse 1-to-2 Spacing (µsec)	Pulse 2-to-3 Spacing (µsec)	Starting Location Within Interval (µsec)
1	3	83.8	11	1094	1483	1474
2	3	96.1	11	1427	1104	1129
3	3	99.9	11	1203	1574	1085
4	3	88	11	1308	1739	1691
5	1	51.5	11	-	-	1262
6	3	93.5	11	1035	1660	1238
7	2	68.7	11	1535	-	1000
8	3	87.6	11	1137	1773	1911
9	2	72.8	11	1453	-	1690
10	2	77.7	11	1303	-	1668
11	2	70.9	11	1018	-	1666
12	2	73.1	11	1871	-	1398
13	2	72.2	11	1521	-	1771
14						
15						
16						
17						
18						
19						
20						

Trial Number:		28				Detection (Yes/No)
Number of Bursts in Trial:		9				
Chirp Center Frequency:		5500				Yes
Burst	Number of Pulses	Pulse Width (Microseconds)	Chirp Width (MHz)	Pulse 1-to-2 Spacing (µsec)	Pulse 2-to-3 Spacing (µsec)	Starting Location Within Interval (µsec)
1	1	54.5	6	-	-	1685
2	3	98.1	6	1695	1366	1291
3	2	68.9	6	1496	-	1360
4	1	55	6	-	-	1103
5	2	78.8	6	1198	-	1967
6	2	75.5	6	1862	-	1952
7	3	95.3	6	1580	1544	1339
8	1	63.6	6	-	-	1285
9	2	72.3	6	1624	-	1776
10						
11						
12						
13						
14						
15						
16						
17						
18						
19						
20						

DFS Radar Parameters
FCC Radar Type 5
Channel 100 Bandwidth 20MHz

Trial Number:		29				Detection (Yes/No)
Number of Bursts in Trial:		18				Yes
Chirp Center Frequency:		5500				Yes
Burst	Number of Pulses	Pulse Width (Microseconds)	Chirp Width (MHz)	Pulse 1-to-2 Spacing (µsec)	Pulse 2-to-3 Spacing (µsec)	Starting Location Within Interval (µsec)
1	3	91.6	18	1445	1221	1855
2	3	90.3	18	1374	1149	1848
3	1	61.5	18	-	-	1895
4	3	88.3	18	1765	1118	1032
5	3	97.2	18	1830	1177	1554
6	1	58.9	18	-	-	1641
7	1	53.5	18	-	-	1324
8	1	59.3	18	-	-	1971
9	2	70.9	18	1785	-	1304
10	1	59.4	18	-	-	1494
11	1	63.5	18	-	-	1948
12	3	87.5	18	1604	1480	1908
13	3	91.9	18	1044	1397	1675
14	2	75.2	18	1819	-	1715
15	1	55.2	18	-	-	1155
16	3	84.2	18	1638	1743	1757
17	3	90.7	18	1891	1457	1671
18	1	59.3	18	-	-	1356
19						
20						

Trial Number:		30				Detection (Yes/No)
Number of Bursts in Trial:		8				Yes
Chirp Center Frequency:		5500				Yes
Burst	Number of Pulses	Pulse Width (Microseconds)	Chirp Width (MHz)	Pulse 1-to-2 Spacing (µsec)	Pulse 2-to-3 Spacing (µsec)	Starting Location Within Interval (µsec)
1	3	88	5	1391	1592	1925
2	1	58.6	5	-	-	1223
3	3	95.3	5	1879	1532	1623
4	3	94.9	5	1275	1916	1609
5	1	56.8	5	-	-	1027
6	1	66.3	5	-	-	1992
7	3	85.3	5	1610	1370	1522
8	3	93.3	5	1321	1476	1575
9						
10						
11						
12						
13						
14						
15						
16						
17						
18						
19						
20						

DFS Radar Parameters
FCC Radar Type 1
Channel 102 Bandwidth 40MHz

Trial #	Pulse Repetition Frequency Number (1 to 23)	Pulse Repetition Frequency (Pulses Per Second)	Pulse Repetition Interval (Microseconds)	Detection (Yes / No)
1	3	1792.11	558	Y
2	15	1253.13	798	Y
3	5	1672.24	598	Y
4	8	1519.76	658	Y
5	22	1066.10	938	Y
6	12	326.16	3066	Y
7	2	1858.74	538	Y
8	6	1618.12	618	Y
9	14	1285.35	778	Y
10	21	1089.32	918	Y
11	1	1930.50	518	Y
12	18	1165.50	858	Y
13	17	1193.32	838	Y
14	12	1355.01	738	Y
15	7	1567.40	638	Y
16		701.75	1425	Y
17		1218.03	821	Y
18		396.51	2522	Y
19		480.08	2083	Y
20		505.82	1977	Y
21		1612.90	620	Y
22		549.45	1820	N
23		440.33	2271	Y
24		1090.51	917	N
25		330.91	3022	N
26		352.61	2836	Y
27		759.30	1317	Y
28		396.98	2519	Y
29		741.84	1348	Y
30		368.19	2716	Y

DFS Radar Parameters
FCC Radar Type 2
Channel 102 Bandwidth 40MHz

Trial #	Number Pulses per Burst	Pulse Width (Microseconds)	Pulse Repetition Interval (Microseconds)	Detection (Yes / No)
1	28	4.40	227	Y
2	29	4.80	205	Y
3	23	1.10	173	Y
4	24	1.90	194	Y
5	28	4.20	175	Y
6	24	2.00	212	Y
7	23	1.50	207	Y
8	27	3.60	192	Y
9	28	4.00	160	Y
10	29	4.50	178	Y
11	23	1.00	187	N
12	26	2.80	193	Y
13	27	3.40	206	Y
14	26	3.20	181	Y
15	23	1.50	164	Y
16	28	4.20	150	Y
17	28	4.30	153	Y
18	28	4.00	228	Y
19	28	4.30	200	Y
20	29	4.60	169	Y
21	25	2.60	168	Y
22	26	3.20	222	Y
23	23	1.30	226	Y
24	24	2.10	161	Y
25	25	2.20	215	Y
26	27	3.60	229	Y
27	25	2.70	185	N
28	23	1.40	221	N
29	28	4.40	158	Y
30	23	1.10	209	Y

DFS Radar Parameters
FCC Radar Type 3
Channel 102 Bandwidth 40MHz

Trial #	Number Pulses per Burst	Pulse Width (Microseconds)	Pulse Repetition Interval (Microseconds)	Detection (Yes / No)
1	18	9.40	400	Y
2	18	9.80	474	N
3	16	6.10	336	Y
4	16	6.90	284	Y
5	18	9.20	239	Y
6	16	7.00	405	Y
7	16	6.50	342	Y
8	17	8.60	409	Y
9	18	9.00	299	Y
10	18	9.50	471	N
11	16	6.00	390	Y
12	17	7.80	290	Y
13	17	8.40	346	Y
14	17	8.20	406	Y
15	16	6.50	355	Y
16	18	9.20	318	Y
17	18	9.30	500	Y
18	18	9.00	274	Y
19	18	9.30	499	Y
20	18	9.60	315	Y
21	17	7.60	375	Y
22	17	8.20	356	N
23	16	6.30	463	Y
24	16	7.10	449	Y
25	16	7.20	253	Y
26	17	8.60	340	Y
27	17	7.70	460	Y
28	16	6.40	276	Y
29	18	9.40	214	Y
30	16	6.10	296	Y

DFS Radar Parameters
FCC Radar Type 4
Channel 102 Bandwidth 40MHz

Trial #	Number Pulses per Burst	Pulse Width (Microseconds)	Pulse Repetition Interval (Microseconds)	Detection (Yes / No)
1	16	18.70	400	Y
2	16	19.50	474	Y
3	12	11.20	336	Y
4	13	13.10	284	N
5	15	18.20	239	Y
6	13	13.30	405	Y
7	12	12.10	342	Y
8	15	16.80	409	Y
9	15	17.80	299	Y
10	16	18.80	471	Y
11	12	11.10	390	Y
12	14	15.00	290	Y
13	14	16.30	346	N
14	14	16.00	406	Y
15	12	12.10	355	Y
16	15	18.20	318	Y
17	16	18.40	500	Y
18	15	17.70	274	Y
19	16	18.30	499	Y
20	16	19.10	315	Y
21	14	14.70	375	Y
22	14	15.90	356	N
23	12	11.70	463	Y
24	13	13.40	449	Y
25	13	13.60	253	Y
26	15	16.80	340	Y
27	14	14.80	460	Y
28	12	12.00	276	Y
29	16	18.50	214	Y
30	12	11.20	296	Y

DFS Radar Parameters
FCC Radar Type 5
Channel 102 Bandwidth 40MHz

Trial Number:		1				Detection (Yes/No)
Number of Bursts in Trial:		19				Yes
Chirp Center Frequency:		5510				Yes
Burst	Number of Pulses	Pulse Width (Microseconds)	Chirp Width (MHz)	Pulse 1-to-2 Spacing (µsec)	Pulse 2-to-3 Spacing (µsec)	Starting Location Within Interval (µsec)
1	3	92.5	18	1250	1278	1302
2	3	97.1	18	1655	1023	1260
3	1	51.3	18	-	-	1120
4	1	61.7	18	-	-	1455
5	3	89.9	18	1649	1640	1381
6	1	63	18	-	-	1630
7	1	56.2	18	-	-	1826
8	2	82.1	18	1079	-	1344
9	3	87.8	18	1295	1248	1704
10	3	93.4	18	1723	1537	1045
11	1	50.8	18	-	-	1458
12	2	72.2	18	1847	-	1273
13	2	79.6	18	1378	-	1837
14	2	77.6	18	1350	-	1934
15	1	56.4	18	-	-	1569
16	3	89.7	18	1452	1902	1526
17	3	91.1	18	1857	1974	1161
18	3	87.2	18	1615	1835	1227
19	3	90.5	18	1924	1955	1519
20						

Trial Number:		2				Detection (Yes/No)
Number of Bursts in Trial:		20				No
Chirp Center Frequency:		5510				No
Burst	Number of Pulses	Pulse Width (Microseconds)	Chirp Width (MHz)	Pulse 1-to-2 Spacing (µsec)	Pulse 2-to-3 Spacing (µsec)	Starting Location Within Interval (µsec)
1	3	95	20	1051	1112	1487
2	2	70.5	20	1357	-	1130
3	2	77.3	20	1662	-	1687
4	1	54.2	20	-	-	1990
5	1	63.5	20	-	-	1138
6	1	64.8	20	-	-	1978
7	2	82.3	20	1950	-	1822
8	2	70.9	20	1613	-	1219
9	1	55.8	20	-	-	1846
10	3	91.7	20	1686	1678	1979
11	1	51.3	20	-	-	1277
12	3	83.5	20	1139	1197	1772
13	3	97.4	20	1722	1222	1993
14	3	89.8	20	1105	1089	1372
15	3	91.5	20	1731	1376	1462
16	1	58.9	20	-	-	1770
17	2	79.3	20	1407	-	1050
18	1	60.7	20	-	-	1414
19	1	61.2	20	-	-	1970
20	3	86	20	1693	1525	1733

DFS Radar Parameters
FCC Radar Type 5
Channel 102 Bandwidth 40MHz

Trial Number:		3				Detection (Yes/No)
Number of Bursts in Trial:		8				
Chirp Center Frequency:		5510				Yes
Burst	Number of Pulses	Pulse Width (Microseconds)	Chirp Width (MHz)	Pulse 1-to-2 Spacing (µsec)	Pulse 2-to-3 Spacing (µsec)	Starting Location Within Interval (µsec)
1	3	92.1	5	1803	1632	1431
2	1	62.9	5	-	-	1954
3	1	50.7	5	-	-	1944
4	1	57.2	5	-	-	1244
5	2	82.3	5	1182	-	1503
6	3	85.7	5	1242	1833	1410
7	2	68.4	5	1601	-	1183
8	1	61.5	5	-	-	1449
9						
10						
11						
12						
13						
14						
15						
16						
17						
18						
19						
20						

Trial Number:		4				Detection (Yes/No)
Number of Bursts in Trial:		11				
Chirp Center Frequency:		5510				Yes
Burst	Number of Pulses	Pulse Width (Microseconds)	Chirp Width (MHz)	Pulse 1-to-2 Spacing (µsec)	Pulse 2-to-3 Spacing (µsec)	Starting Location Within Interval (µsec)
1	2	71.5	8	1890	-	1917
2	3	85.3	8	1290	1885	1718
3	2	74.6	8	1091	-	1769
4	2	73.7	8	1563	-	1827
5	2	81.5	8	1565	-	1692
6	1	65	8	-	-	1947
7	1	63.5	8	-	-	1839
8	2	75.2	8	1710	-	1072
9	1	65.2	8	-	-	1054
10	3	92.9	8	1292	1780	1567
11	3	87.8	8	1909	1052	1980
12						
13						
14						
15						
16						
17						
18						
19						
20						

DFS Radar Parameters
FCC Radar Type 5
Channel 102 Bandwidth 40MHz

Trial Number:		5				Detection (Yes/No)
Number of Bursts in Trial:		18				
Chirp Center Frequency:		5510				Yes
Burst	Number of Pulses	Pulse Width (Microseconds)	Chirp Width (MHz)	Pulse 1-to-2 Spacing (µsec)	Pulse 2-to-3 Spacing (µsec)	Starting Location Within Interval (µsec)
1	3	97	17	1798	1587	1742
2	1	57.6	17	-	-	1451
3	3	92.1	17	1752	1082	1211
4	1	50.4	17	-	-	1845
5	3	90.4	17	1235	1732	1228
6	3	86.4	17	1287	1794	1382
7	1	59.8	17	-	-	1127
8	1	53.4	17	-	-	1493
9	2	82.5	17	1940	-	1683
10	3	88.2	17	1465	1658	1466
11	2	68.6	17	1026	-	1761
12	2	77.1	17	1395	-	1144
13	2	78.9	17	1110	-	1849
14	2	79.8	17	1299	-	1740
15	1	51.2	17	-	-	1281
16	3	98.5	17	1351	1282	1717
17	2	82	17	1365	-	1117
18	2	69.7	17	1066	-	1734
19						
20						

Trial Number:		6				Detection (Yes/No)
Number of Bursts in Trial:		11				
Chirp Center Frequency:		5510				Yes
Burst	Number of Pulses	Pulse Width (Microseconds)	Chirp Width (MHz)	Pulse 1-to-2 Spacing (µsec)	Pulse 2-to-3 Spacing (µsec)	Starting Location Within Interval (µsec)
1	2	70	9	1355	-	1889
2	2	71.9	9	1090	-	1864
3	2	77.8	9	1328	-	1680
4	3	96.4	9	1165	1540	1020
5	2	70.7	9	1555	-	1297
6	3	99.5	9	1696	1589	1919
7	2	70.6	9	1037	-	1337
8	2	67.1	9	1560	-	1814
9	2	77.7	9	1402	-	1818
10	1	51.9	9	-	-	1988
11	2	82.3	9	1938	-	1490
12						
13						
14						
15						
16						
17						
18						
19						
20						

DFS Radar Parameters
FCC Radar Type 5
Channel 102 Bandwidth 40MHz

Trial Number:		7				Detection (Yes/No)
Number of Bursts in Trial:		9				
Chirp Center Frequency:		5510				Yes
Burst	Number of Pulses	Pulse Width (Microseconds)	Chirp Width (MHz)	Pulse 1-to-2 Spacing (µsec)	Pulse 2-to-3 Spacing (µsec)	Starting Location Within Interval (µsec)
1	2	76.2	7	1572	-	1240
2	1	66.3	7	-	-	1443
3	3	93.7	7	1571	1210	1098
4	3	86.5	7	1832	1363	1125
5	2	72.9	7	1348	-	1796
6	1	64.3	7	-	-	1628
7	2	78.3	7	1684	-	1577
8	3	100	7	1617	1128	1746
9	1	62.5	7	-	-	1267
10						
11						
12						
13						
14						
15						
16						
17						
18						
19						
20						

Trial Number:		8				Detection (Yes/No)
Number of Bursts in Trial:		16				
Chirp Center Frequency:		5510				Yes
Burst	Number of Pulses	Pulse Width (Microseconds)	Chirp Width (MHz)	Pulse 1-to-2 Spacing (µsec)	Pulse 2-to-3 Spacing (µsec)	Starting Location Within Interval (µsec)
1	1	60.4	15	-	-	1498
2	2	70.8	15	1807	-	1558
3	2	72.4	15	1907	-	1918
4	2	82.2	15	1627	-	1369
5	3	86	15	1229	1341	1154
6	2	73.4	15	1585	-	1450
7	1	52.8	15	-	-	1320
8	1	58.1	15	-	-	1417
9	3	95.7	15	1345	1479	1981
10	3	93.9	15	1115	1997	1543
11	2	80.2	15	1416	-	1553
12	1	66.6	15	-	-	1192
13	2	81.5	15	1541	-	1087
14	1	55.4	15	-	-	1697
15	3	95.2	15	1602	1820	1429
16	2	70.9	15	1547	-	1017
17						
18						
19						
20						

DFS Radar Parameters
FCC Radar Type 5
Channel 102 Bandwidth 40MHz

Trial Number:		9				Detection (Yes/No)
Number of Bursts in Trial:		17				Yes
Chirp Center Frequency:		5510				Yes
Burst	Number of Pulses	Pulse Width (Microseconds)	Chirp Width (MHz)	Pulse 1-to-2 Spacing (µsec)	Pulse 2-to-3 Spacing (µsec)	Starting Location Within Interval (µsec)
1	1	60	17	-	-	1208
2	1	50.5	17	-	-	1927
3	3	86.9	17	1422	1021	1996
4	3	92.7	17	1178	1994	1477
5	2	79.8	17	1654	-	1408
6	2	73.3	17	1636	-	1904
7	1	58.7	17	-	-	1092
8	1	57.8	17	-	-	1063
9	2	71.2	17	1354	-	1728
10	1	56.2	17	-	-	1206
11	2	71.9	17	1142	-	1964
12	2	74.9	17	1006	-	1053
13	3	90.7	17	1973	1599	1409
14	1	56	17	-	-	1485
15	1	65.5	17	-	-	1121
16	2	72.9	17	1520	-	1347
17	3	98.5	17	1086	1189	1265
18						
19						
20						

Trial Number:		10				Detection (Yes/No)
Number of Bursts in Trial:		19				Yes
Chirp Center Frequency:		5510				Yes
Burst	Number of Pulses	Pulse Width (Microseconds)	Chirp Width (MHz)	Pulse 1-to-2 Spacing (µsec)	Pulse 2-to-3 Spacing (µsec)	Starting Location Within Interval (µsec)
1	2	69.4	18	1793	-	1261
2	1	59.3	18	-	-	1706
3	3	99.3	18	1705	1956	1046
4	3	99.6	18	1573	1041	1821
5	3	95.7	18	1059	1230	1844
6	1	60.4	18	-	-	1677
7	3	97.4	18	1838	1646	1425
8	3	96.6	18	1856	1898	1811
9	1	62.5	18	-	-	1419
10	2	71.4	18	1289	-	1858
11	3	83.8	18	1545	1716	2000
12	2	71.8	18	1418	-	1259
13	1	65.7	18	-	-	1754
14	3	94.8	18	1349	1962	1424
15	1	60.8	18	-	-	1959
16	3	98.5	18	1008	1621	1873
17	1	65.6	18	-	-	1279
18	1	62.9	18	-	-	1288
19	1	63.7	18	-	-	1096
20						

DFS Radar Parameters
FCC Radar Type 5
Channel 102 Bandwidth 40MHz

Trial Number:		11				Detection (Yes/No) Yes
Number of Bursts in Trial:		8				
Chirp Center Frequency:		5510				
Burst	Number of Pulses	Pulse Width (Microseconds)	Chirp Width (MHz)	Pulse 1-to-2 Spacing (µsec)	Pulse 2-to-3 Spacing (µsec)	Starting Location Within Interval (µsec)
1	3	91.5	5	1326	1190	1842
2	1	57.3	5	-	-	1784
3	2	82.7	5	1882	-	1810
4	3	87.1	5	1983	1664	1932
5	1	62.1	5	-	-	1343
6	1	64.5	5	-	-	1637
7	1	61	5	-	-	1132
8	2	79.8	5	1191	-	1145
9						
10						
11						
12						
13						
14						
15						
16						
17						
18						
19						
20						

Trial Number:		12				Detection (Yes/No) Yes
Number of Bursts in Trial:		13				
Chirp Center Frequency:		5510				
Burst	Number of Pulses	Pulse Width (Microseconds)	Chirp Width (MHz)	Pulse 1-to-2 Spacing (µsec)	Pulse 2-to-3 Spacing (µsec)	Starting Location Within Interval (µsec)
1	1	51.5	51.5	-	-	1371
2	2	78	78	1977	-	1518
3	2	67.4	67.4	1254	-	1579
4	3	89.7	89.7	1702	1876	1883
5	2	78.3	78.3	1126	-	1009
6	1	57.2	57.2	-	-	1495
7	2	68.2	68.2	1333	-	1428
8	1	62	62	-	-	1075
9	3	96.1	96.1	1380	1653	1143
10	3	96	96	1581	1786	1514
11	2	71.3	71.3	1931	-	1523
12	1	64.4	64.4	-	-	1100
13	3	90.1	90.1	1403	1013	1484
14						
15						
16						
17						
18						
19						
20						

DFS Radar Parameters
FCC Radar Type 5
Channel 102 Bandwidth 40MHz

Trial Number:		13				Detection (Yes/No)
Number of Bursts in Trial:		15				Yes
Chirp Center Frequency:		5510				Yes
Burst	Number of Pulses	Pulse Width (Microseconds)	Chirp Width (MHz)	Pulse 1-to-2 Spacing (µsec)	Pulse 2-to-3 Spacing (µsec)	Starting Location Within Interval (µsec)
1	3	89.6	14	1022	1070	1789
2	3	96.2	14	1401	1158	1048
3	2	67.3	14	1629	-	1813
4	1	51.8	14	-	-	1390
5	2	74.9	14	1499	-	1603
6	3	86.1	14	1475	1921	1893
7	1	55.4	14	-	-	1399
8	1	61.5	14	-	-	1043
9	1	61	14	-	-	1184
10	2	76.4	14	1527	-	1747
11	2	75.1	14	1583	-	1234
12	3	93.1	14	1180	1614	1719
13	1	51.8	14	-	-	1975
14	2	81.5	14	1133	-	1531
15	3	91.2	14	1030	1987	1986
16						
17						
18						
19						
20						

Trial Number:		14				Detection (Yes/No)
Number of Bursts in Trial:		15				Yes
Chirp Center Frequency:		5510				Yes
Burst	Number of Pulses	Pulse Width (Microseconds)	Chirp Width (MHz)	Pulse 1-to-2 Spacing (µsec)	Pulse 2-to-3 Spacing (µsec)	Starting Location Within Interval (µsec)
1	3	86.8	13	1060	1875	1463
2	2	72.3	13	1737	-	1817
3	3	87.1	13	1781	1435	1689
4	3	85	13	1258	1766	1926
5	3	84.6	13	1884	1116	1901
6	2	80.7	13	1870	-	1353
7	3	95.9	13	1001	1797	1953
8	2	68.6	13	1517	-	1894
9	3	95.1	13	1714	1150	1922
10	2	81.8	13	1312	-	1071
11	1	55.4	13	-	-	1860
12	1	64.5	13	-	-	1913
13	3	97.6	13	1377	1874	1049
14	2	82.7	13	1768	-	1712
15	1	64.8	13	-	-	1065
16						
17						
18						
19						
20						

DFS Radar Parameters
FCC Radar Type 5
Channel 102 Bandwidth 40MHz

Trial Number:			15			Detection (Yes/No)
Number of Bursts in Trial:			9			
Chirp Center Frequency:			5510			Yes
Burst	Number of Pulses	Pulse Width (Microseconds)	Chirp Width (MHz)	Pulse 1-to-2 Spacing (µsec)	Pulse 2-to-3 Spacing (µsec)	Starting Location Within Interval (µsec)
1	1	52.5	7	-	-	1167
2	3	94.3	7	1461	1669	1659
3	3	98.6	7	1346	1270	1968
4	2	73.6	7	1237	-	1332
5	1	51.8	7	-	-	1168
6	1	61.2	7	-	-	1611
7	1	65.4	7	-	-	1897
8	3	85.3	7	1809	1106	1393
9	3	87.3	7	1159	1437	1199
10						
11						
12						
13						
14						
15						
16						
17						
18						
19						
20						

Trial Number:			16			Detection (Yes/No)
Number of Bursts in Trial:			18			
Chirp Center Frequency:			5510			Yes
Burst	Number of Pulses	Pulse Width (Microseconds)	Chirp Width (MHz)	Pulse 1-to-2 Spacing (µsec)	Pulse 2-to-3 Spacing (µsec)	Starting Location Within Interval (µsec)
1	2	78.5	17	1505	-	1852
2	1	55.5	17	-	-	1263
3	2	68.2	17	1840	-	1406
4	3	90.5	17	1488	1309	1056
5	1	51.5	17	-	-	1506
6	3	92.4	17	2000	1196	1368
7	3	96.7	17	1929	1383	1528
8	2	76.5	17	1516	-	1209
9	2	75.8	17	1806	-	1441
10	2	77.1	17	1763	-	1515
11	2	75.3	17	1639	-	1843
12	2	73.8	17	1313	-	1866
13	1	58.9	17	-	-	1836
14	3	86.4	17	1038	1935	1777
15	2	79.8	17	1804	-	1644
16	1	59.4	17	-	-	1306
17	3	93.8	17	1759	1003	1036
18	2	77.5	17	1510	-	1633
19						
20						

DFS Radar Parameters
FCC Radar Type 5
Channel 102 Bandwidth 40MHz

Trial Number:		17				Detection (Yes/No)
Number of Bursts in Trial:		18				
Chirp Center Frequency:		5510				Yes
Burst	Number of Pulses	Pulse Width (Microseconds)	Chirp Width (MHz)	Pulse 1-to-2 Spacing (µsec)	Pulse 2-to-3 Spacing (µsec)	Starting Location Within Interval (µsec)
1	2	72.3	18	1749	-	1296
2	2	70.1	18	1212	-	1591
3	2	69.5	18	1730	-	1536
4	2	71.6	18	1745	-	1442
5	1	57.9	18	-	-	1576
6	2	78.8	18	1136	-	1828
7	3	96.3	18	1405	1529	1694
8	2	73.9	18	1426	-	1214
9	2	80.9	18	1413	-	1863
10	3	94.5	18	1300	1512	1681
11	2	78.2	18	1800	-	1284
12	2	79.6	18	1851	-	1892
13	2	80	18	1957	-	1251
14	2	71.4	18	1941	-	1703
15	3	87.1	18	1788	1123	1358
16	3	99.9	18	1556	1034	1236
17	1	56.5	18	-	-	1042
18	2	79.1	18	1648	-	1394
19						
20						

Trial Number:		18				Detection (Yes/No)
Number of Bursts in Trial:		17				
Chirp Center Frequency:		5510				Yes
Burst	Number of Pulses	Pulse Width (Microseconds)	Chirp Width (MHz)	Pulse 1-to-2 Spacing (µsec)	Pulse 2-to-3 Spacing (µsec)	Starting Location Within Interval (µsec)
1	1	62.4	16	-	-	1965
2	1	55.3	16	-	-	1492
3	2	67.1	16	1502	-	1701
4	1	52.7	16	-	-	1645
5	3	85.2	16	1179	1031	1444
6	2	78.9	16	1991	-	1316
7	3	88.8	16	1504	1869	1430
8	2	70.5	16	1665	-	1286
9	1	57.3	16	-	-	1147
10	3	91	16	1078	1253	1215
11	3	93.6	16	1469	1559	1744
12	1	57.8	16	-	-	1338
13	2	68.8	16	1113	-	1135
14	1	64.2	16	-	-	1966
15	1	58.1	16	-	-	1778
16	3	83.7	16	1217	1107	1720
17	3	93.1	16	1241	1069	1231
18						
19						
20						

DFS Radar Parameters
FCC Radar Type 5
Channel 102 Bandwidth 40MHz

Trial Number:		19				Detection (Yes/No)
Number of Bursts in Trial:		18				
Chirp Center Frequency:		5510				Yes
Burst	Number of Pulses	Pulse Width (Microseconds)	Chirp Width (MHz)	Pulse 1-to-2 Spacing (µsec)	Pulse 2-to-3 Spacing (µsec)	Starting Location Within Interval (µsec)
1	1	65.1	17	-	-	1530
2	2	67.8	17	1899.000	-	1738
3	1	56.8	17	-	-	1542
4	3	97.7	17	1725.000	1729.000	1024
5	3	89.4	17	1652.000	1146.000	1552
6	3	94.2	17	1486.000	1942.000	1080
7	2	77.6	17	1327.000	-	1549
8	1	61.4	17	-	-	1187
9	1	52.1	17	-	-	1489
10	3	98.4	17	1200.000	1162.000	1352
11	3	96.2	17	1700.000	1438.000	1379
12	3	97.2	17	1033.000	1951.000	1322
13	1	53.9	17	-	-	1073
14	3	86.8	17	1433.000	1764.000	1928
15	1	59.1	17	-	-	1590
16	2	79.9	17	1995.000	-	1618
17	1	50.7	17	-	-	1002
18	3	97	17	1802.000	1097.000	1626
19						
20						

Trial Number:		20				Detection (Yes/No)
Number of Bursts in Trial:		19				
Chirp Center Frequency:		5510				Yes
Burst	Number of Pulses	Pulse Width (Microseconds)	Chirp Width (MHz)	Pulse 1-to-2 Spacing (µsec)	Pulse 2-to-3 Spacing (µsec)	Starting Location Within Interval (µsec)
1	3	88.4	19	1373	1280	1213
2	1	60.4	19	-	-	1647
3	2	69.5	19	1446	-	1257
4	3	85	19	1886	1791	1101
5	3	90.6	19	1923	1698	1068
6	2	82.9	19	1186	-	1264
7	3	87.5	19	1067	1276	1960
8	2	71.5	19	1726	-	1122
9	1	55.2	19	-	-	1109
10	2	80.3	19	1081	-	1076
11	2	73	19	1415	-	1202
12	2	75.7	19	1170	-	1721
13	1	64	19	-	-	1933
14	2	71.5	19	1412	-	1160
15	3	96.3	19	1460	1963	1606
16	2	78.3	19	1216	-	1386
17	2	71.9	19	1564	-	1077
18	2	82.1	19	1318	-	1888
19	3	99.7	19	1012	1201	1335
20						

DFS Radar Parameters
FCC Radar Type 5
Channel 102 Bandwidth 40MHz

Trial Number:		21				Detection (Yes/No)
Number of Bursts in Trial:		13				Yes
Chirp Center Frequency:		5510				Yes
Burst	Number of Pulses	Pulse Width (Microseconds)	Chirp Width (MHz)	Pulse 1-to-2 Spacing (µsec)	Pulse 2-to-3 Spacing (µsec)	Starting Location Within Interval (µsec)
1	2	81.5	11	1173	-	1420
2	2	73	11	1612	-	1607
3	1	61.1	11	-	-	1301
4	3	89.5	11	1900	1323	1140
5	3	91.3	11	1325	1057	1169
6	2	83	11	1362	-	1268
7	2	80.6	11	1411	-	1707
8	3	92.6	11	1272	1058	1513
9	2	73.4	11	1074	-	1247
10	1	53.4	11	-	-	1795
11	1	54.2	11	-	-	1608
12	3	84.5	11	1207	1334	1972
13	2	78	11	1218	-	1861
14						
15						
16						
17						
18						
19						
20						

Trial Number:		22				Detection (Yes/No)
Number of Bursts in Trial:		15				Yes
Chirp Center Frequency:		5510				Yes
Burst	Number of Pulses	Pulse Width (Microseconds)	Chirp Width (MHz)	Pulse 1-to-2 Spacing (µsec)	Pulse 2-to-3 Spacing (µsec)	Starting Location Within Interval (µsec)
1	2	68	13	1011	-	1688
2	2	67.2	13	1387	-	1854
3	2	69.7	13	1007	-	1989
4	2	73.2	13	1829	-	1164
5	2	73.6	13	1040	-	1767
6	2	80.2	13	1709	-	1903
7	2	77.3	13	1340	-	1361
8	2	74	13	1471	-	1388
9	1	60.1	13	-	-	1359
10	2	67.9	13	1984	-	1307
11	3	89	13	1269	1868	1188
12	3	97.4	13	1342	1010	1762
13	3	88.5	13	1930	1790	1314
14	2	76.4	13	1779	-	1546
15	3	84.4	13	1194	1239	1256
16						
17						
18						
19						
20						

DFS Radar Parameters
FCC Radar Type 5
Channel 102 Bandwidth 40MHz

Trial Number:		23				Detection (Yes/No)
Number of Bursts in Trial:		9				Yes
Chirp Center Frequency:		5510				Starting Location Within Interval (µsec)
Burst	Number of Pulses	Pulse Width (Microseconds)	Chirp Width (MHz)	Pulse 1-to-2 Spacing (µsec)	Pulse 2-to-3 Spacing (µsec)	
1	2	74.6	6	1834	-	1775
2	1	50.8	6	-	-	1631
3	2	75.7	6	1676	-	1748
4	1	64.8	6	-	-	1193
5	2	77	6	1561	-	1225
6	2	80.2	6	1550	-	1294
7	2	69.3	6	1470	-	1682
8	2	74	6	1093	-	1711
9	2	77.2	6	1099	-	1088
10						
11						
12						
13						
14						
15						
16						
17						
18						
19						
20						

Trial Number:		24				Detection (Yes/No)
Number of Bursts in Trial:		11				Yes
Chirp Center Frequency:		5510				Starting Location Within Interval (µsec)
Burst	Number of Pulses	Pulse Width (Microseconds)	Chirp Width (MHz)	Pulse 1-to-2 Spacing (µsec)	Pulse 2-to-3 Spacing (µsec)	
1	2	71	9	1467	-	1152
2	2	78.3	9	1905	-	1939
3	1	51.9	9	-	-	1319
4	1	59.9	9	-	-	1679
5	3	90.3	9	1171	1439	1224
6	1	64.1	9	-	-	1205
7	2	68	9	1185	-	1841
8	1	50.9	9	-	-	1823
9	3	95.8	9	1317	1642	1619
10	3	95	9	1061	1454	1459
11	1	57.7	9	-	-	1936
12						
13						
14						
15						
16						
17						
18						
19						
20						

DFS Radar Parameters
FCC Radar Type 5
Channel 102 Bandwidth 40MHz

Trial Number:		25				Detection (Yes/No)
Number of Bursts in Trial:		11				Yes
Chirp Center Frequency:		5510				Yes
Burst	Number of Pulses	Pulse Width (Microseconds)	Chirp Width (MHz)	Pulse 1-to-2 Spacing (µsec)	Pulse 2-to-3 Spacing (µsec)	Starting Location Within Interval (µsec)
1	3	96.8	9	1699	1004	1915
2	1	51.8	9	-	-	1735
3	2	73.1	9	1174	-	1151
4	1	54.7	9	-	-	1482
5	3	91.8	9	1643	1473	1635
6	1	54.8	9	-	-	1468
7	2	75.7	9	1331	-	1594
8	2	71.3	9	1233	-	1872
9	1	55	9	-	-	1500
10	2	72.2	9	1945	-	1815
11	3	92.2	9	1015	1937	1724
12						
13						
14						
15						
16						
17						
18						
19						
20						

Trial Number:		26				Detection (Yes/No)
Number of Bursts in Trial:		16				Yes
Chirp Center Frequency:		5510				Yes
Burst	Number of Pulses	Pulse Width (Microseconds)	Chirp Width (MHz)	Pulse 1-to-2 Spacing (µsec)	Pulse 2-to-3 Spacing (µsec)	Starting Location Within Interval (µsec)
1	1	52.8	15	-	-	1220
2	1	56.6	15	-	-	1447
3	3	96.3	15	1448	1102	1396
4	2	68	15	1509	-	1672
5	2	72.5	15	1507	-	1906
6	2	77.8	15	1432	-	1478
7	3	89.5	15	1961	1385	1329
8	1	57.5	15	-	-	1663
9	3	97.9	15	1782	1330	1025
10	3	98.8	15	1943	1673	1597
11	3	93.2	15	1249	1596	1750
12	3	92.5	15	1998	1204	1400
13	1	52.2	15	-	-	1111
14	3	95.4	15	1176	1670	1622
15	2	78.2	15	1014	-	1108
16	2	67.3	15	1982	-	1062
17						
18						
19						
20						

DFS Radar Parameters
FCC Radar Type 5
Channel 102 Bandwidth 40MHz

Trial Number:		27				Detection (Yes/No)
Number of Bursts in Trial:		13				
Chirp Center Frequency:		5510				Yes
Burst	Number of Pulses	Pulse Width (Microseconds)	Chirp Width (MHz)	Pulse 1-to-2 Spacing (µsec)	Pulse 2-to-3 Spacing (µsec)	Starting Location Within Interval (µsec)
1	3	83.8	11	1094	1483	1474
2	3	96.1	11	1427	1104	1129
3	3	99.9	11	1203	1574	1085
4	3	88	11	1308	1739	1691
5	1	51.5	11	-	-	1262
6	3	93.5	11	1035	1660	1238
7	2	68.7	11	1535	-	1000
8	3	87.6	11	1137	1773	1911
9	2	72.8	11	1453	-	1690
10	2	77.7	11	1303	-	1668
11	2	70.9	11	1018	-	1666
12	2	73.1	11	1871	-	1398
13	2	72.2	11	1521	-	1771
14						
15						
16						
17						
18						
19						
20						

Trial Number:		28				Detection (Yes/No)
Number of Bursts in Trial:		9				
Chirp Center Frequency:		5510				Yes
Burst	Number of Pulses	Pulse Width (Microseconds)	Chirp Width (MHz)	Pulse 1-to-2 Spacing (µsec)	Pulse 2-to-3 Spacing (µsec)	Starting Location Within Interval (µsec)
1	1	54.5	6	-	-	1685
2	3	98.1	6	1695	1366	1291
3	2	68.9	6	1496	-	1360
4	1	55	6	-	-	1103
5	2	78.8	6	1198	-	1967
6	2	75.5	6	1862	-	1952
7	3	95.3	6	1580	1544	1339
8	1	63.6	6	-	-	1285
9	2	72.3	6	1624	-	1776
10						
11						
12						
13						
14						
15						
16						
17						
18						
19						
20						

DFS Radar Parameters
FCC Radar Type 5
Channel 102 Bandwidth 40MHz

Trial Number:		29				Detection (Yes/No)
Number of Bursts in Trial:		18				Yes
Chirp Center Frequency:		5510				Yes
Burst	Number of Pulses	Pulse Width (Microseconds)	Chirp Width (MHz)	Pulse 1-to-2 Spacing (µsec)	Pulse 2-to-3 Spacing (µsec)	Starting Location Within Interval (µsec)
1	3	91.6	18	1445	1221	1855
2	3	90.3	18	1374	1149	1848
3	1	61.5	18	-	-	1895
4	3	88.3	18	1765	1118	1032
5	3	97.2	18	1830	1177	1554
6	1	58.9	18	-	-	1641
7	1	53.5	18	-	-	1324
8	1	59.3	18	-	-	1971
9	2	70.9	18	1785	-	1304
10	1	59.4	18	-	-	1494
11	1	63.5	18	-	-	1948
12	3	87.5	18	1604	1480	1908
13	3	91.9	18	1044	1397	1675
14	2	75.2	18	1819	-	1715
15	1	55.2	18	-	-	1155
16	3	84.2	18	1638	1743	1757
17	3	90.7	18	1891	1457	1671
18	1	59.3	18	-	-	1356
19						
20						

Trial Number:		30				Detection (Yes/No)
Number of Bursts in Trial:		8				Yes
Chirp Center Frequency:		5510				Yes
Burst	Number of Pulses	Pulse Width (Microseconds)	Chirp Width (MHz)	Pulse 1-to-2 Spacing (µsec)	Pulse 2-to-3 Spacing (µsec)	Starting Location Within Interval (µsec)
1	3	88	5	1391	1592	1925
2	1	58.6	5	-	-	1223
3	3	95.3	5	1879	1532	1623
4	3	94.9	5	1275	1916	1609
5	1	56.8	5	-	-	1027
6	1	66.3	5	-	-	1992
7	3	85.3	5	1610	1370	1522
8	3	93.3	5	1321	1476	1575
9						
10						
11						
12						
13						
14						
15						
16						
17						
18						
19						
20						

DFS Radar Parameters
FCC Radar Type 1
Channel 106 Bandwidth 80MHz

Trial #	Pulse Repetition Frequency Number (1 to 23)	Pulse Repetition Frequency (Pulses Per Second)	Pulse Repetition Interval (Microseconds)	Detection (Yes / No)
1	3	1792.11	558	Y
2	15	1253.13	798	Y
3	5	1672.24	598	Y
4	8	1519.76	658	Y
5	22	1066.10	938	Y
6	12	326.16	3066	Y
7	2	1858.74	538	Y
8	6	1618.12	618	Y
9	14	1285.35	778	Y
10	21	1089.32	918	N
11	1	1930.50	518	Y
12	18	1165.50	858	Y
13	17	1193.32	838	Y
14	12	1355.01	738	Y
15	7	1567.40	638	Y
16		701.75	1425	Y
17		1218.03	821	Y
18		396.51	2522	Y
19		480.08	2083	Y
20		505.82	1977	Y
21		1612.90	620	Y
22		549.45	1820	Y
23		440.33	2271	Y
24		1090.51	917	Y
25		330.91	3022	Y
26		352.61	2836	Y
27		759.30	1317	Y
28		396.98	2519	Y
29		741.84	1348	Y
30		368.19	2716	Y

DFS Radar Parameters
FCC Radar Type 2
Channel 106 Bandwidth 80MHz

Trial #	Number Pulses per Burst	Pulse Width (Microseconds)	Pulse Repetition Interval (Microseconds)	Detection (Yes / No)
1	28	4.40	227	Y
2	29	4.80	205	Y
3	23	1.10	173	Y
4	24	1.90	194	Y
5	28	4.20	175	Y
6	24	2.00	212	Y
7	23	1.50	207	Y
8	27	3.60	192	Y
9	28	4.00	160	Y
10	29	4.50	178	N
11	23	1.00	187	Y
12	26	2.80	193	Y
13	27	3.40	206	Y
14	26	3.20	181	N
15	23	1.50	164	Y
16	28	4.20	150	Y
17	28	4.30	153	Y
18	28	4.00	228	Y
19	28	4.30	200	Y
20	29	4.60	169	Y
21	25	2.60	168	Y
22	26	3.20	222	N
23	23	1.30	226	N
24	24	2.10	161	Y
25	25	2.20	215	Y
26	27	3.60	229	Y
27	25	2.70	185	Y
28	23	1.40	221	Y
29	28	4.40	158	Y
30	23	1.10	209	Y

DFS Radar Parameters
FCC Radar Type 3
Channel 106 Bandwidth 80MHz

Trial #	Number Pulses per Burst	Pulse Width (Microseconds)	Pulse Repetition Interval (Microseconds)	Detection (Yes / No)
1	18	9.40	400	Y
2	18	9.80	474	Y
3	16	6.10	336	Y
4	16	6.90	284	Y
5	18	9.20	239	Y
6	16	7.00	405	Y
7	16	6.50	342	Y
8	17	8.60	409	Y
9	18	9.00	299	Y
10	18	9.50	471	Y
11	16	6.00	390	Y
12	17	7.80	290	Y
13	17	8.40	346	Y
14	17	8.20	406	Y
15	16	6.50	355	Y
16	18	9.20	318	Y
17	18	9.30	500	Y
18	18	9.00	274	Y
19	18	9.30	499	Y
20	18	9.60	315	Y
21	17	7.60	375	Y
22	17	8.20	356	N
23	16	6.30	463	Y
24	16	7.10	449	N
25	16	7.20	253	Y
26	17	8.60	340	Y
27	17	7.70	460	Y
28	16	6.40	276	Y
29	18	9.40	214	Y
30	16	6.10	296	Y

DFS Radar Parameters
FCC Radar Type 4
Channel 106 Bandwidth 80MHz

Trial #	Number Pulses per Burst	Pulse Width (Microseconds)	Pulse Repetition Interval (Microseconds)	Detection (Yes / No)
1	16	18.70	400	Y
2	16	19.50	474	Y
3	12	11.20	336	Y
4	13	13.10	284	Y
5	15	18.20	239	Y
6	13	13.30	405	Y
7	12	12.10	342	Y
8	15	16.80	409	Y
9	15	17.80	299	Y
10	16	18.80	471	N
11	12	11.10	390	Y
12	14	15.00	290	Y
13	14	16.30	346	N
14	14	16.00	406	Y
15	12	12.10	355	Y
16	15	18.20	318	Y
17	16	18.40	500	Y
18	15	17.70	274	Y
19	16	18.30	499	Y
20	16	19.10	315	Y
21	14	14.70	375	Y
22	14	15.90	356	Y
23	12	11.70	463	Y
24	13	13.40	449	N
25	13	13.60	253	N
26	15	16.80	340	Y
27	14	14.80	460	Y
28	12	12.00	276	Y
29	16	18.50	214	Y
30	12	11.20	296	Y

DFS Radar Parameters
FCC Radar Type 5
Channel 106 Bandwidth 80MHz

Trial Number:			1			Detection (Yes/No) Yes
Number of Bursts in Trial:			19			
Chirp Center Frequency:			5530			
Burst	Number of Pulses	Pulse Width (Microseconds)	Chirp Width (MHz)	Pulse 1-to-2 Spacing (µsec)	Pulse 2-to-3 Spacing (µsec)	Starting Location Within Interval (µsec)
1	3	92.5	18	1250	1278	1302
2	3	97.1	18	1655	1023	1260
3	1	51.3	18	-	-	1120
4	1	61.7	18	-	-	1455
5	3	89.9	18	1649	1640	1381
6	1	63	18	-	-	1630
7	1	56.2	18	-	-	1826
8	2	82.1	18	1079	-	1344
9	3	87.8	18	1295	1248	1704
10	3	93.4	18	1723	1537	1045
11	1	50.8	18	-	-	1458
12	2	72.2	18	1847	-	1273
13	2	79.6	18	1378	-	1837
14	2	77.6	18	1350	-	1934
15	1	56.4	18	-	-	1569
16	3	89.7	18	1452	1902	1526
17	3	91.1	18	1857	1974	1161
18	3	87.2	18	1615	1835	1227
19	3	90.5	18	1924	1955	1519
20						

Trial Number:			2			Detection (Yes/No) Yes
Number of Bursts in Trial:			20			
Chirp Center Frequency:			5530			
Burst	Number of Pulses	Pulse Width (Microseconds)	Chirp Width (MHz)	Pulse 1-to-2 Spacing (µsec)	Pulse 2-to-3 Spacing (µsec)	Starting Location Within Interval (µsec)
1	3	95	20	1051	1112	1487
2	2	70.5	20	1357	-	1130
3	2	77.3	20	1662	-	1687
4	1	54.2	20	-	-	1990
5	1	63.5	20	-	-	1138
6	1	64.8	20	-	-	1978
7	2	82.3	20	1950	-	1822
8	2	70.9	20	1613	-	1219
9	1	55.8	20	-	-	1846
10	3	91.7	20	1686	1678	1979
11	1	51.3	20	-	-	1277
12	3	83.5	20	1139	1197	1772
13	3	97.4	20	1722	1222	1993
14	3	89.8	20	1105	1089	1372
15	3	91.5	20	1731	1376	1462
16	1	58.9	20	-	-	1770
17	2	79.3	20	1407	-	1050
18	1	60.7	20	-	-	1414
19	1	61.2	20	-	-	1970
20	3	86	20	1693	1525	1733

DFS Radar Parameters
FCC Radar Type 5
Channel 106 Bandwidth 80MHz

Trial Number:		3				Detection (Yes/No)
Number of Bursts in Trial:		8				
Chirp Center Frequency:		5530				Yes
Burst	Number of Pulses	Pulse Width (Microseconds)	Chirp Width (MHz)	Pulse 1-to-2 Spacing (µsec)	Pulse 2-to-3 Spacing (µsec)	Starting Location Within Interval (µsec)
1	3	92.1	5	1803	1632	1431
2	1	62.9	5	-	-	1954
3	1	50.7	5	-	-	1944
4	1	57.2	5	-	-	1244
5	2	82.3	5	1182	-	1503
6	3	85.7	5	1242	1833	1410
7	2	68.4	5	1601	-	1183
8	1	61.5	5	-	-	1449
9						
10						
11						
12						
13						
14						
15						
16						
17						
18						
19						
20						

Trial Number:		4				Detection (Yes/No)
Number of Bursts in Trial:		11				
Chirp Center Frequency:		5530				Yes
Burst	Number of Pulses	Pulse Width (Microseconds)	Chirp Width (MHz)	Pulse 1-to-2 Spacing (µsec)	Pulse 2-to-3 Spacing (µsec)	Starting Location Within Interval (µsec)
1	2	71.5	8	1890	-	1917
2	3	85.3	8	1290	1885	1718
3	2	74.6	8	1091	-	1769
4	2	73.7	8	1563	-	1827
5	2	81.5	8	1565	-	1692
6	1	65	8	-	-	1947
7	1	63.5	8	-	-	1839
8	2	75.2	8	1710	-	1072
9	1	65.2	8	-	-	1054
10	3	92.9	8	1292	1780	1567
11	3	87.8	8	1909	1052	1980
12						
13						
14						
15						
16						
17						
18						
19						
20						

DFS Radar Parameters
FCC Radar Type 5
Channel 106 Bandwidth 80MHz

Trial Number:		5				Detection (Yes/No)
Number of Bursts in Trial:		18				Yes
Chirp Center Frequency:		5530				Yes
Burst	Number of Pulses	Pulse Width (Microseconds)	Chirp Width (MHz)	Pulse 1-to-2 Spacing (µsec)	Pulse 2-to-3 Spacing (µsec)	Starting Location Within Interval (µsec)
1	3	97	17	1798	1587	1742
2	1	57.6	17	-	-	1451
3	3	92.1	17	1752	1082	1211
4	1	50.4	17	-	-	1845
5	3	90.4	17	1235	1732	1228
6	3	86.4	17	1287	1794	1382
7	1	59.8	17	-	-	1127
8	1	53.4	17	-	-	1493
9	2	82.5	17	1940	-	1683
10	3	88.2	17	1465	1658	1466
11	2	68.6	17	1026	-	1761
12	2	77.1	17	1395	-	1144
13	2	78.9	17	1110	-	1849
14	2	79.8	17	1299	-	1740
15	1	51.2	17	-	-	1281
16	3	98.5	17	1351	1282	1717
17	2	82	17	1365	-	1117
18	2	69.7	17	1066	-	1734
19						
20						

Trial Number:		6				Detection (Yes/No)
Number of Bursts in Trial:		11				Yes
Chirp Center Frequency:		5530				Yes
Burst	Number of Pulses	Pulse Width (Microseconds)	Chirp Width (MHz)	Pulse 1-to-2 Spacing (µsec)	Pulse 2-to-3 Spacing (µsec)	Starting Location Within Interval (µsec)
1	2	70	9	1355	-	1889
2	2	71.9	9	1090	-	1864
3	2	77.8	9	1328	-	1680
4	3	96.4	9	1165	1540	1020
5	2	70.7	9	1555	-	1297
6	3	99.5	9	1696	1589	1919
7	2	70.6	9	1037	-	1337
8	2	67.1	9	1560	-	1814
9	2	77.7	9	1402	-	1818
10	1	51.9	9	-	-	1988
11	2	82.3	9	1938	-	1490
12						
13						
14						
15						
16						
17						
18						
19						
20						

DFS Radar Parameters
FCC Radar Type 5
Channel 106 Bandwidth 80MHz

Trial Number:		7				Detection (Yes/No)
Number of Bursts in Trial:		9				Yes
Chirp Center Frequency:		5530				Yes
Burst	Number of Pulses	Pulse Width (Microseconds)	Chirp Width (MHz)	Pulse 1-to-2 Spacing (µsec)	Pulse 2-to-3 Spacing (µsec)	Starting Location Within Interval (µsec)
1	2	76.2	7	1572	-	1240
2	1	66.3	7	-	-	1443
3	3	93.7	7	1571	1210	1098
4	3	86.5	7	1832	1363	1125
5	2	72.9	7	1348	-	1796
6	1	64.3	7	-	-	1628
7	2	78.3	7	1684	-	1577
8	3	100	7	1617	1128	1746
9	1	62.5	7	-	-	1267
10						
11						
12						
13						
14						
15						
16						
17						
18						
19						
20						

Trial Number:		8				Detection (Yes/No)
Number of Bursts in Trial:		16				Yes
Chirp Center Frequency:		5530				Yes
Burst	Number of Pulses	Pulse Width (Microseconds)	Chirp Width (MHz)	Pulse 1-to-2 Spacing (µsec)	Pulse 2-to-3 Spacing (µsec)	Starting Location Within Interval (µsec)
1	1	60.4	15	-	-	1498
2	2	70.8	15	1807	-	1558
3	2	72.4	15	1907	-	1918
4	2	82.2	15	1627	-	1369
5	3	86	15	1229	1341	1154
6	2	73.4	15	1585	-	1450
7	1	52.8	15	-	-	1320
8	1	58.1	15	-	-	1417
9	3	95.7	15	1345	1479	1981
10	3	93.9	15	1115	1997	1543
11	2	80.2	15	1416	-	1553
12	1	66.6	15	-	-	1192
13	2	81.5	15	1541	-	1087
14	1	55.4	15	-	-	1697
15	3	95.2	15	1602	1820	1429
16	2	70.9	15	1547	-	1017
17						
18						
19						
20						

DFS Radar Parameters
FCC Radar Type 5
Channel 106 Bandwidth 80MHz

Trial Number:		9				Detection (Yes/No)
Number of Bursts in Trial:		17				Yes
Chirp Center Frequency:		5530				Starting Location Within Interval (µsec)
Burst	Number of Pulses	Pulse Width (Microseconds)	Chirp Width (MHz)	Pulse 1-to-2 Spacing (µsec)	Pulse 2-to-3 Spacing (µsec)	
1	1	60	17	-	-	1208
2	1	50.5	17	-	-	1927
3	3	86.9	17	1422	1021	1996
4	3	92.7	17	1178	1994	1477
5	2	79.8	17	1654	-	1408
6	2	73.3	17	1636	-	1904
7	1	58.7	17	-	-	1092
8	1	57.8	17	-	-	1063
9	2	71.2	17	1354	-	1728
10	1	56.2	17	-	-	1206
11	2	71.9	17	1142	-	1964
12	2	74.9	17	1006	-	1053
13	3	90.7	17	1973	1599	1409
14	1	56	17	-	-	1485
15	1	65.5	17	-	-	1121
16	2	72.9	17	1520	-	1347
17	3	98.5	17	1086	1189	1265
18						
19						
20						

Trial Number:		10				Detection (Yes/No)
Number of Bursts in Trial:		19				Yes
Chirp Center Frequency:		5530				Starting Location Within Interval (µsec)
Burst	Number of Pulses	Pulse Width (Microseconds)	Chirp Width (MHz)	Pulse 1-to-2 Spacing (µsec)	Pulse 2-to-3 Spacing (µsec)	
1	2	69.4	18	1793	-	1261
2	1	59.3	18	-	-	1706
3	3	99.3	18	1705	1956	1046
4	3	99.6	18	1573	1041	1821
5	3	95.7	18	1059	1230	1844
6	1	60.4	18	-	-	1677
7	3	97.4	18	1838	1646	1425
8	3	96.6	18	1856	1898	1811
9	1	62.5	18	-	-	1419
10	2	71.4	18	1289	-	1858
11	3	83.8	18	1545	1716	2000
12	2	71.8	18	1418	-	1259
13	1	65.7	18	-	-	1754
14	3	94.8	18	1349	1962	1424
15	1	60.8	18	-	-	1959
16	3	98.5	18	1008	1621	1873
17	1	65.6	18	-	-	1279
18	1	62.9	18	-	-	1288
19	1	63.7	18	-	-	1096
20						

DFS Radar Parameters
FCC Radar Type 5
Channel 106 Bandwidth 80MHz

Trial Number:		11				Detection (Yes/No)
Number of Bursts in Trial:		8				Yes
Chirp Center Frequency:		5530				Starting Location Within Interval (µsec)
Burst	Number of Pulses	Pulse Width (Microseconds)	Chirp Width (MHz)	Pulse 1-to-2 Spacing (µsec)	Pulse 2-to-3 Spacing (µsec)	
1	3	91.5	5	1326	1190	1842
2	1	57.3	5	-	-	1784
3	2	82.7	5	1882	-	1810
4	3	87.1	5	1983	1664	1932
5	1	62.1	5	-	-	1343
6	1	64.5	5	-	-	1637
7	1	61	5	-	-	1132
8	2	79.8	5	1191	-	1145
9						
10						
11						
12						
13						
14						
15						
16						
17						
18						
19						
20						

Trial Number:		12				Detection (Yes/No)
Number of Bursts in Trial:		13				Yes
Chirp Center Frequency:		5530				Starting Location Within Interval (µsec)
Burst	Number of Pulses	Pulse Width (Microseconds)	Chirp Width (MHz)	Pulse 1-to-2 Spacing (µsec)	Pulse 2-to-3 Spacing (µsec)	
1	1	51.5	51.5	-	-	1371
2	2	78	78	1977	-	1518
3	2	67.4	67.4	1254	-	1579
4	3	89.7	89.7	1702	1876	1883
5	2	78.3	78.3	1126	-	1009
6	1	57.2	57.2	-	-	1495
7	2	68.2	68.2	1333	-	1428
8	1	62	62	-	-	1075
9	3	96.1	96.1	1380	1653	1143
10	3	96	96	1581	1786	1514
11	2	71.3	71.3	1931	-	1523
12	1	64.4	64.4	-	-	1100
13	3	90.1	90.1	1403	1013	1484
14						
15						
16						
17						
18						
19						
20						

DFS Radar Parameters
FCC Radar Type 5
Channel 106 Bandwidth 80MHz

Trial Number:		13				Detection (Yes/No)
Number of Bursts in Trial:		15				Yes
Chirp Center Frequency:		5530				Yes
Burst	Number of Pulses	Pulse Width (Microseconds)	Chirp Width (MHz)	Pulse 1-to-2 Spacing (µsec)	Pulse 2-to-3 Spacing (µsec)	Starting Location Within Interval (µsec)
1	3	89.6	14	1022	1070	1789
2	3	96.2	14	1401	1158	1048
3	2	67.3	14	1629	-	1813
4	1	51.8	14	-	-	1390
5	2	74.9	14	1499	-	1603
6	3	86.1	14	1475	1921	1893
7	1	55.4	14	-	-	1399
8	1	61.5	14	-	-	1043
9	1	61	14	-	-	1184
10	2	76.4	14	1527	-	1747
11	2	75.1	14	1583	-	1234
12	3	93.1	14	1180	1614	1719
13	1	51.8	14	-	-	1975
14	2	81.5	14	1133	-	1531
15	3	91.2	14	1030	1987	1986
16						
17						
18						
19						
20						

Trial Number:		14				Detection (Yes/No)
Number of Bursts in Trial:		15				Yes
Chirp Center Frequency:		5530				Yes
Burst	Number of Pulses	Pulse Width (Microseconds)	Chirp Width (MHz)	Pulse 1-to-2 Spacing (µsec)	Pulse 2-to-3 Spacing (µsec)	Starting Location Within Interval (µsec)
1	3	86.8	13	1060	1875	1463
2	2	72.3	13	1737	-	1817
3	3	87.1	13	1781	1435	1689
4	3	85	13	1258	1766	1926
5	3	84.6	13	1884	1116	1901
6	2	80.7	13	1870	-	1353
7	3	95.9	13	1001	1797	1953
8	2	68.6	13	1517	-	1894
9	3	95.1	13	1714	1150	1922
10	2	81.8	13	1312	-	1071
11	1	55.4	13	-	-	1860
12	1	64.5	13	-	-	1913
13	3	97.6	13	1377	1874	1049
14	2	82.7	13	1768	-	1712
15	1	64.8	13	-	-	1065
16						
17						
18						
19						
20						

DFS Radar Parameters
FCC Radar Type 5
Channel 106 Bandwidth 80MHz

Trial Number:			15			Detection (Yes/No)
Number of Bursts in Trial:			9			
Chirp Center Frequency:			5530			Yes
Burst	Number of Pulses	Pulse Width (Microseconds)	Chirp Width (MHz)	Pulse 1-to-2 Spacing (µsec)	Pulse 2-to-3 Spacing (µsec)	Starting Location Within Interval (µsec)
1	1	52.5	7	-	-	1167
2	3	94.3	7	1461	1669	1659
3	3	98.6	7	1346	1270	1968
4	2	73.6	7	1237	-	1332
5	1	51.8	7	-	-	1168
6	1	61.2	7	-	-	1611
7	1	65.4	7	-	-	1897
8	3	85.3	7	1809	1106	1393
9	3	87.3	7	1159	1437	1199
10						
11						
12						
13						
14						
15						
16						
17						
18						
19						
20						

Trial Number:			16			Detection (Yes/No)
Number of Bursts in Trial:			18			
Chirp Center Frequency:			5530			Yes
Burst	Number of Pulses	Pulse Width (Microseconds)	Chirp Width (MHz)	Pulse 1-to-2 Spacing (µsec)	Pulse 2-to-3 Spacing (µsec)	Starting Location Within Interval (µsec)
1	2	78.5	17	1505	-	1852
2	1	55.5	17	-	-	1263
3	2	68.2	17	1840	-	1406
4	3	90.5	17	1488	1309	1056
5	1	51.5	17	-	-	1506
6	3	92.4	17	2000	1196	1368
7	3	96.7	17	1929	1383	1528
8	2	76.5	17	1516	-	1209
9	2	75.8	17	1806	-	1441
10	2	77.1	17	1763	-	1515
11	2	75.3	17	1639	-	1843
12	2	73.8	17	1313	-	1866
13	1	58.9	17	-	-	1836
14	3	86.4	17	1038	1935	1777
15	2	79.8	17	1804	-	1644
16	1	59.4	17	-	-	1306
17	3	93.8	17	1759	1003	1036
18	2	77.5	17	1510	-	1633
19						
20						

DFS Radar Parameters
FCC Radar Type 5
Channel 106 Bandwidth 80MHz

Trial Number:		17				Detection (Yes/No)
Number of Bursts in Trial:		18				Yes
Chirp Center Frequency:		5530				Starting Location Within Interval (µsec)
Burst	Number of Pulses	Pulse Width (Microseconds)	Chirp Width (MHz)	Pulse 1-to-2 Spacing (µsec)	Pulse 2-to-3 Spacing (µsec)	
1	2	72.3	18	1749	-	1296
2	2	70.1	18	1212	-	1591
3	2	69.5	18	1730	-	1536
4	2	71.6	18	1745	-	1442
5	1	57.9	18	-	-	1576
6	2	78.8	18	1136	-	1828
7	3	96.3	18	1405	1529	1694
8	2	73.9	18	1426	-	1214
9	2	80.9	18	1413	-	1863
10	3	94.5	18	1300	1512	1681
11	2	78.2	18	1800	-	1284
12	2	79.6	18	1851	-	1892
13	2	80	18	1957	-	1251
14	2	71.4	18	1941	-	1703
15	3	87.1	18	1788	1123	1358
16	3	99.9	18	1556	1034	1236
17	1	56.5	18	-	-	1042
18	2	79.1	18	1648	-	1394
19						
20						

Trial Number:		18				Detection (Yes/No)
Number of Bursts in Trial:		17				Yes
Chirp Center Frequency:		5530				Starting Location Within Interval (µsec)
Burst	Number of Pulses	Pulse Width (Microseconds)	Chirp Width (MHz)	Pulse 1-to-2 Spacing (µsec)	Pulse 2-to-3 Spacing (µsec)	
1	1	62.4	16	-	-	1965
2	1	55.3	16	-	-	1492
3	2	67.1	16	1502	-	1701
4	1	52.7	16	-	-	1645
5	3	85.2	16	1179	1031	1444
6	2	78.9	16	1991	-	1316
7	3	88.8	16	1504	1869	1430
8	2	70.5	16	1665	-	1286
9	1	57.3	16	-	-	1147
10	3	91	16	1078	1253	1215
11	3	93.6	16	1469	1559	1744
12	1	57.8	16	-	-	1338
13	2	68.8	16	1113	-	1135
14	1	64.2	16	-	-	1966
15	1	58.1	16	-	-	1778
16	3	83.7	16	1217	1107	1720
17	3	93.1	16	1241	1069	1231
18						
19						
20						

DFS Radar Parameters
FCC Radar Type 5
Channel 106 Bandwidth 80MHz

Trial Number:		19				Detection (Yes/No)
Number of Bursts in Trial:		18				Yes
Chirp Center Frequency:		5530				Yes
Burst	Number of Pulses	Pulse Width (Microseconds)	Chirp Width (MHz)	Pulse 1-to-2 Spacing (µsec)	Pulse 2-to-3 Spacing (µsec)	Starting Location Within Interval (µsec)
1	1	65.1	17	-	-	1530
2	2	67.8	17	1899.000	-	1738
3	1	56.8	17	-	-	1542
4	3	97.7	17	1725.000	1729.000	1024
5	3	89.4	17	1652.000	1146.000	1552
6	3	94.2	17	1486.000	1942.000	1080
7	2	77.6	17	1327.000	-	1549
8	1	61.4	17	-	-	1187
9	1	52.1	17	-	-	1489
10	3	98.4	17	1200.000	1162.000	1352
11	3	96.2	17	1700.000	1438.000	1379
12	3	97.2	17	1033.000	1951.000	1322
13	1	53.9	17	-	-	1073
14	3	86.8	17	1433.000	1764.000	1928
15	1	59.1	17	-	-	1590
16	2	79.9	17	1995.000	-	1618
17	1	50.7	17	-	-	1002
18	3	97	17	1802.000	1097.000	1626
19						
20						

Trial Number:		20				Detection (Yes/No)
Number of Bursts in Trial:		19				Yes
Chirp Center Frequency:		5530				Yes
Burst	Number of Pulses	Pulse Width (Microseconds)	Chirp Width (MHz)	Pulse 1-to-2 Spacing (µsec)	Pulse 2-to-3 Spacing (µsec)	Starting Location Within Interval (µsec)
1	3	88.4	19	1373	1280	1213
2	1	60.4	19	-	-	1647
3	2	69.5	19	1446	-	1257
4	3	85	19	1886	1791	1101
5	3	90.6	19	1923	1698	1068
6	2	82.9	19	1186	-	1264
7	3	87.5	19	1067	1276	1960
8	2	71.5	19	1726	-	1122
9	1	55.2	19	-	-	1109
10	2	80.3	19	1081	-	1076
11	2	73	19	1415	-	1202
12	2	75.7	19	1170	-	1721
13	1	64	19	-	-	1933
14	2	71.5	19	1412	-	1160
15	3	96.3	19	1460	1963	1606
16	2	78.3	19	1216	-	1386
17	2	71.9	19	1564	-	1077
18	2	82.1	19	1318	-	1888
19	3	99.7	19	1012	1201	1335
20						

DFS Radar Parameters
FCC Radar Type 5
Channel 106 Bandwidth 80MHz

Trial Number:		21				Detection (Yes/No)
Number of Bursts in Trial:		13				
Chirp Center Frequency:		5530				Yes
Burst	Number of Pulses	Pulse Width (Microseconds)	Chirp Width (MHz)	Pulse 1-to-2 Spacing (µsec)	Pulse 2-to-3 Spacing (µsec)	Starting Location Within Interval (µsec)
1	2	81.5	11	1173	-	1420
2	2	73	11	1612	-	1607
3	1	61.1	11	-	-	1301
4	3	89.5	11	1900	1323	1140
5	3	91.3	11	1325	1057	1169
6	2	83	11	1362	-	1268
7	2	80.6	11	1411	-	1707
8	3	92.6	11	1272	1058	1513
9	2	73.4	11	1074	-	1247
10	1	53.4	11	-	-	1795
11	1	54.2	11	-	-	1608
12	3	84.5	11	1207	1334	1972
13	2	78	11	1218	-	1861
14						
15						
16						
17						
18						
19						
20						

Trial Number:		22				Detection (Yes/No)
Number of Bursts in Trial:		15				
Chirp Center Frequency:		5530				Yes
Burst	Number of Pulses	Pulse Width (Microseconds)	Chirp Width (MHz)	Pulse 1-to-2 Spacing (µsec)	Pulse 2-to-3 Spacing (µsec)	Starting Location Within Interval (µsec)
1	2	68	13	1011	-	1688
2	2	67.2	13	1387	-	1854
3	2	69.7	13	1007	-	1989
4	2	73.2	13	1829	-	1164
5	2	73.6	13	1040	-	1767
6	2	80.2	13	1709	-	1903
7	2	77.3	13	1340	-	1361
8	2	74	13	1471	-	1388
9	1	60.1	13	-	-	1359
10	2	67.9	13	1984	-	1307
11	3	89	13	1269	1868	1188
12	3	97.4	13	1342	1010	1762
13	3	88.5	13	1930	1790	1314
14	2	76.4	13	1779	-	1546
15	3	84.4	13	1194	1239	1256
16						
17						
18						
19						
20						

DFS Radar Parameters
FCC Radar Type 5
Channel 106 Bandwidth 80MHz

Trial Number:		23				Detection (Yes/No)
Number of Bursts in Trial:		9				Yes
Chirp Center Frequency:		5530				Starting Location Within Interval (µsec)
Burst	Number of Pulses	Pulse Width (Microseconds)	Chirp Width (MHz)	Pulse 1-to-2 Spacing (µsec)	Pulse 2-to-3 Spacing (µsec)	
1	2	74.6	6	1834	-	1775
2	1	50.8	6	-	-	1631
3	2	75.7	6	1676	-	1748
4	1	64.8	6	-	-	1193
5	2	77	6	1561	-	1225
6	2	80.2	6	1550	-	1294
7	2	69.3	6	1470	-	1682
8	2	74	6	1093	-	1711
9	2	77.2	6	1099	-	1088
10						
11						
12						
13						
14						
15						
16						
17						
18						
19						
20						

Trial Number:		24				Detection (Yes/No)
Number of Bursts in Trial:		11				Yes
Chirp Center Frequency:		5530				Starting Location Within Interval (µsec)
Burst	Number of Pulses	Pulse Width (Microseconds)	Chirp Width (MHz)	Pulse 1-to-2 Spacing (µsec)	Pulse 2-to-3 Spacing (µsec)	
1	2	71	9	1467	-	1152
2	2	78.3	9	1905	-	1939
3	1	51.9	9	-	-	1319
4	1	59.9	9	-	-	1679
5	3	90.3	9	1171	1439	1224
6	1	64.1	9	-	-	1205
7	2	68	9	1185	-	1841
8	1	50.9	9	-	-	1823
9	3	95.8	9	1317	1642	1619
10	3	95	9	1061	1454	1459
11	1	57.7	9	-	-	1936
12						
13						
14						
15						
16						
17						
18						
19						
20						

DFS Radar Parameters
FCC Radar Type 5
Channel 106 Bandwidth 80MHz

Trial Number:		25				Detection (Yes/No)
Number of Bursts in Trial:		11				Yes
Chirp Center Frequency:		5530				Yes
Burst	Number of Pulses	Pulse Width (Microseconds)	Chirp Width (MHz)	Pulse 1-to-2 Spacing (µsec)	Pulse 2-to-3 Spacing (µsec)	Starting Location Within Interval (µsec)
1	3	96.8	9	1699	1004	1915
2	1	51.8	9	-	-	1735
3	2	73.1	9	1174	-	1151
4	1	54.7	9	-	-	1482
5	3	91.8	9	1643	1473	1635
6	1	54.8	9	-	-	1468
7	2	75.7	9	1331	-	1594
8	2	71.3	9	1233	-	1872
9	1	55	9	-	-	1500
10	2	72.2	9	1945	-	1815
11	3	92.2	9	1015	1937	1724
12						
13						
14						
15						
16						
17						
18						
19						
20						

Trial Number:		26				Detection (Yes/No)
Number of Bursts in Trial:		16				Yes
Chirp Center Frequency:		5530				Yes
Burst	Number of Pulses	Pulse Width (Microseconds)	Chirp Width (MHz)	Pulse 1-to-2 Spacing (µsec)	Pulse 2-to-3 Spacing (µsec)	Starting Location Within Interval (µsec)
1	1	52.8	15	-	-	1220
2	1	56.6	15	-	-	1447
3	3	96.3	15	1448	1102	1396
4	2	68	15	1509	-	1672
5	2	72.5	15	1507	-	1906
6	2	77.8	15	1432	-	1478
7	3	89.5	15	1961	1385	1329
8	1	57.5	15	-	-	1663
9	3	97.9	15	1782	1330	1025
10	3	98.8	15	1943	1673	1597
11	3	93.2	15	1249	1596	1750
12	3	92.5	15	1998	1204	1400
13	1	52.2	15	-	-	1111
14	3	95.4	15	1176	1670	1622
15	2	78.2	15	1014	-	1108
16	2	67.3	15	1982	-	1062
17						
18						
19						
20						

DFS Radar Parameters
FCC Radar Type 5
Channel 106 Bandwidth 80MHz

Trial Number:		27				Detection (Yes/No) Yes
Number of Bursts in Trial:		13				
Chirp Center Frequency:		5530				
Burst	Number of Pulses	Pulse Width (Microseconds)	Chirp Width (MHz)	Pulse 1-to-2 Spacing (µsec)	Pulse 2-to-3 Spacing (µsec)	Starting Location Within Interval (µsec)
1	3	83.8	11	1094	1483	1474
2	3	96.1	11	1427	1104	1129
3	3	99.9	11	1203	1574	1085
4	3	88	11	1308	1739	1691
5	1	51.5	11	-	-	1262
6	3	93.5	11	1035	1660	1238
7	2	68.7	11	1535	-	1000
8	3	87.6	11	1137	1773	1911
9	2	72.8	11	1453	-	1690
10	2	77.7	11	1303	-	1668
11	2	70.9	11	1018	-	1666
12	2	73.1	11	1871	-	1398
13	2	72.2	11	1521	-	1771
14						
15						
16						
17						
18						
19						
20						

Trial Number:		28				Detection (Yes/No) Yes
Number of Bursts in Trial:		9				
Chirp Center Frequency:		5530				
Burst	Number of Pulses	Pulse Width (Microseconds)	Chirp Width (MHz)	Pulse 1-to-2 Spacing (µsec)	Pulse 2-to-3 Spacing (µsec)	Starting Location Within Interval (µsec)
1	1	54.5	6	-	-	1685
2	3	98.1	6	1695	1366	1291
3	2	68.9	6	1496	-	1360
4	1	55	6	-	-	1103
5	2	78.8	6	1198	-	1967
6	2	75.5	6	1862	-	1952
7	3	95.3	6	1580	1544	1339
8	1	63.6	6	-	-	1285
9	2	72.3	6	1624	-	1776
10						
11						
12						
13						
14						
15						
16						
17						
18						
19						
20						

DFS Radar Parameters
FCC Radar Type 5
Channel 106 Bandwidth 80MHz

Trial Number:		29				Detection (Yes/No)
Number of Bursts in Trial:		18				Yes
Chirp Center Frequency:		5530				Yes
Burst	Number of Pulses	Pulse Width (Microseconds)	Chirp Width (MHz)	Pulse 1-to-2 Spacing (µsec)	Pulse 2-to-3 Spacing (µsec)	Starting Location Within Interval (µsec)
1	3	91.6	18	1445	1221	1855
2	3	90.3	18	1374	1149	1848
3	1	61.5	18	-	-	1895
4	3	88.3	18	1765	1118	1032
5	3	97.2	18	1830	1177	1554
6	1	58.9	18	-	-	1641
7	1	53.5	18	-	-	1324
8	1	59.3	18	-	-	1971
9	2	70.9	18	1785	-	1304
10	1	59.4	18	-	-	1494
11	1	63.5	18	-	-	1948
12	3	87.5	18	1604	1480	1908
13	3	91.9	18	1044	1397	1675
14	2	75.2	18	1819	-	1715
15	1	55.2	18	-	-	1155
16	3	84.2	18	1638	1743	1757
17	3	90.7	18	1891	1457	1671
18	1	59.3	18	-	-	1356
19						
20						

Trial Number:		30				Detection (Yes/No)
Number of Bursts in Trial:		8				Yes
Chirp Center Frequency:		5530				Yes
Burst	Number of Pulses	Pulse Width (Microseconds)	Chirp Width (MHz)	Pulse 1-to-2 Spacing (µsec)	Pulse 2-to-3 Spacing (µsec)	Starting Location Within Interval (µsec)
1	3	88	5	1391	1592	1925
2	1	58.6	5	-	-	1223
3	3	95.3	5	1879	1532	1623
4	3	94.9	5	1275	1916	1609
5	1	56.8	5	-	-	1027
6	1	66.3	5	-	-	1992
7	3	85.3	5	1610	1370	1522
8	3	93.3	5	1321	1476	1575
9						
10						
11						
12						
13						
14						
15						
16						
17						
18						
19						
20						