

16 Exhibit B - EUT Setup Photographs

16.1 Conducted Emissions - AC/DC Adaptor Powered Front View




16.2 Conducted Emissions AC/DC Adaptor Powered Side View




16.3 Conducted Emissions POE Powered Front View




16.4 Conducted Emissions POE Powered Side View




16.5 Radiated Emission below 1 GHz Front View



16.6 Radiated Emission below 1 GHz Rear View



16.7 Radiated Emission above 1 GHz Front View



16.8 Radiated Emission above 1 GHz Rear View

