


## *Radiated Emissions Test Configuration Photographs*


Pictures below show the set-up used for the digital device emissions tests in the host device. Additional pictures showing a close-up of the device configuration used for radiated spurious emissions for the radio EMC tests are provided after the digital device photographs.





*Radiated Emissions Test Configuration Photographs*



*AC Power Line Conducted Emissions Test Configuration Photographs*







1# H112

Ruglus Tomahawk

Rev 1.00

1# H112

Ruglus Tomahawk

Rev 1.00