



15.12 EUT PCB Assembly (With RF Shielding) Integral Antenna – Top View




15.13 EUT PCB Assembly (Without RF Shielding) Integral Antenna – Top View




15.14 EUT PCB Assembly (Integral Antenna) – Bottom View



15.15 EUT PCB Assembly (With RF Shielding) External Antenna – Top View




15.16 EUT PCB Assembly (Without RF Shielding) External Antenna – Top View




15.17 EUT PCB Assembly (External Antenna) – Bottom View



15.18 EUT POE Adapter (Case Open) – Top View



15.19 EUT POE Adapter (Case Open) – Top View



******* END OF REPORT *******