

# SAR TEST REPORT

The following samples were submitted and identified on behalf of the client as:

<b>Equipment Under Test</b>	Tablet PC
<b>Brand Name</b>	Trimble Navigation Ltd.
<b>Model No.</b>	104963
<b>Company Name</b>	Trimble Navigation Ltd.
<b>Company Address</b>	345 SW Avery Ave. Corvallis, OR 97333
<b>Standards</b>	IEEE /ANSI C95.1 , C95.3, IEEE 1528 2013, RSS102 issue 5 March 2015, IEC 62209-2, KDB248227D01v01r02, KDB616217D04v01r01, KDB865664D01v01r03, KDB865664D02v01r01, KDB941225D01v03, KDB941225D05v02r03, KDB447498D01v05r02
<b>FCC ID</b>	S9E -WIT2410G, S9E-EM7355, S9E-7265NGW
<b>Date of Receipt</b>	May. 25, 2015
<b>Date of Test(s)</b>	Jun. 01, 2015 ~ Jun. 18, 2015
<b>Date of Issue</b>	Jun. 30, 2015

In the configuration tested, the EUT complied with the standards specified above.

## Remarks:

This report details the results of the testing carried out on one sample, the results contained in this test report do not relate to other samples of the same product. The manufacturer should ensure that all products in series production are in conformity with the product sample detailed in this report.

This report may only be reproduced and distributed in full. If the product in this report is used in any configuration other than that detailed in the report, the manufacturer must ensure the new system complies with all relevant standards. Any mention of SGS Taiwan Electronic & Communication Laboratory or testing done by SGS Taiwan Electronic & Communication Laboratory in connection with distribution or use of the product described in this report must be approved by SGS Taiwan Electronic & Communication Laboratory in writing.

## Signed on behalf of SGS

Sr. Engineer

Kevin Li

Date: Jun. 30, 2015

Sr. Engineer

John Yeh

Date: Jun. 30, 2015

Unless otherwise stated the results shown in this test report refer only to the sample(s) tested and such sample(s) are retained for 90 days only.

除非另有說明，此報告結果僅對測試之樣品負責，同時此樣品僅保留90天。本報告未經本公司書面許可，不可部份複製。

This document is issued by the Company subject to its General Conditions of Service printed overleaf, available on request or accessible at [www.sgs.com/terms\\_and\\_conditions.htm](http://www.sgs.com/terms_and_conditions.htm) and, for electronic format documents, subject to Terms and Conditions for Electronic Documents at [www.sgs.com/terms\\_e-document.htm](http://www.sgs.com/terms_e-document.htm). Attention is drawn to the limitation of liability, indemnification and jurisdiction issues defined therein. Any holder of this document is advised that information contained hereon reflects the Company's findings at the time of its intervention only and within the limits of Client's instructions, if any. The Company's sole responsibility is to its Client and this document does not exonerate parties to a transaction from exercising all their rights and obligations under the transaction documents. This document cannot be reproduced except in full, without prior written approval of the Company. Any unauthorized alteration, forgery or falsification of the content or appearance of this document is unlawful and offenders may be prosecuted to the fullest extent of the law.

## Version

Report Number	Revision	Date	Memo
EN/2015/50004	00	2015/6/24	Initial creation of test report.
EN/2015/50004	01	2015/6/25	1 <sup>st</sup> modification
EN/2015/50004	02	2015/6/30	2 <sup>nd</sup> modification

**This test report contains a reference to the previous version test report that it replaces.**

Unless otherwise stated the results shown in this test report refer only to the sample(s) tested and such sample(s) are retained for 90 days only.

除非另有說明，此報告結果僅對測試之樣品負責，同時此樣品僅保留90天。本報告未經本公司書面許可，不可部份複製。

This document is issued by the Company subject to its General Conditions of Service printed overleaf, available on request or accessible at [www.sgs.com/terms\\_and\\_conditions.htm](http://www.sgs.com/terms_and_conditions.htm) and, for electronic format documents, subject to Terms and Conditions for Electronic Documents at [www.sgs.com/terms\\_e-document.htm](http://www.sgs.com/terms_e-document.htm). Attention is drawn to the limitation of liability, indemnification and jurisdiction issues defined therein. Any holder of this document is advised that information contained hereon reflects the Company's findings at the time of its intervention only and within the limits of Client's instructions, if any. The Company's sole responsibility is to its Client and this document does not exonerate parties to a transaction from exercising all their rights and obligations under the transaction documents. This document cannot be reproduced except in full, without prior written approval of the Company. Any unauthorized alteration, forgery or falsification of the content or appearance of this document is unlawful and offenders may be prosecuted to the fullest extent of the law.

## Contents

1. General Information .....	4
1.1 Testing Laboratory .....	4
1.2 Details of Applicant .....	4
1.3 Description of EUT .....	5
1.4 Test Environment .....	90
1.5 Operation Description .....	90
1.6 Proximity sensor operation description .....	101
1.7 The SAR Measurement System .....	113
1.8 System Components .....	115
1.9 SAR System Verification .....	117
1.10 Tissue Simulant Fluid for the Frequency Band .....	119
1.11 Evaluation Procedures .....	122
1.12 Probe Calibration Procedures .....	123
1.13 Test Standards and Limits .....	126
2. Summary of Results .....	128
3. Simultaneous Transmission Analysis .....	149
3.1 Estimated SAR calculation .....	150
3.2 SPLSR evaluation and analysis .....	150
4. Instruments List .....	319
5. Measurements .....	321
6. SAR System Performance Verification .....	358
7. DAE & Probe Calibration Certificate .....	371
8. Uncertainty Budget .....	403
9. Phantom Description .....	404
10. System Validation from Original Equipment Supplier .....	405

Unless otherwise stated the results shown in this test report refer only to the sample(s) tested and such sample(s) are retained for 90 days only.

除非另有說明，此報告結果僅對測試之樣品負責，同時此樣品僅保留90天。本報告未經本公司書面許可，不可部份複製。

This document is issued by the Company subject to its General Conditions of Service printed overleaf, available on request or accessible at [www.sgs.com/terms\\_and\\_conditions.htm](http://www.sgs.com/terms_and_conditions.htm) and, for electronic format documents, subject to Terms and Conditions for Electronic Documents at [www.sgs.com/terms\\_e-document.htm](http://www.sgs.com/terms_e-document.htm). Attention is drawn to the limitation of liability, indemnification and jurisdiction issues defined therein. Any holder of this document is advised that information contained hereon reflects the Company's findings at the time of its intervention only and within the limits of Client's instructions, if any. The Company's sole responsibility is to its Client and this document does not exonerate parties to a transaction from exercising all their rights and obligations under the transaction documents. This document cannot be reproduced except in full, without prior written approval of the Company. Any unauthorized alteration, forgery or falsification of the content or appearance of this document is unlawful and offenders may be prosecuted to the fullest extent of the law.

# 1. General Information

## 1.1 Testing Laboratory

SGS Taiwan Ltd. Electronics & Communication Laboratory	
No.134, Wu Kung Road, New Taipei Industrial Park, Wuku District, New Taipei City, Taiwan	
Tel	+886-2-2299-3279
Fax	+886-2-2298-0488
Internet	<a href="http://www.tw.sgs.com/">http://www.tw.sgs.com/</a>

## 1.2 Details of Applicant

Company Name	Trimble Navigation Ltd.
Company Address	345 SW Avery Ave. Corvallis, OR 97333

Unless otherwise stated the results shown in this test report refer only to the sample(s) tested and such sample(s) are retained for 90 days only.

除非另有說明，此報告結果僅對測試之樣品負責，同時此樣品僅保留90天。本報告未經本公司書面許可，不可部份複製。

This document is issued by the Company subject to its General Conditions of Service printed overleaf, available on request or accessible at [www.sgs.com/terms\\_and\\_conditions.htm](http://www.sgs.com/terms_and_conditions.htm) and, for electronic format documents, subject to Terms and Conditions for Electronic Documents at [www.sgs.com/terms\\_e-document.htm](http://www.sgs.com/terms_e-document.htm). Attention is drawn to the limitation of liability, indemnification and jurisdiction issues defined therein. Any holder of this document is advised that information contained hereon reflects the Company's findings at the time of its intervention only and within the limits of Client's instructions, if any. The Company's sole responsibility is to its Client and this document does not exonerate parties to a transaction from exercising all their rights and obligations under the transaction documents. This document cannot be reproduced except in full, without prior written approval of the Company. Any unauthorized alteration, forgery or falsification of the content or appearance of this document is unlawful and offenders may be prosecuted to the fullest extent of the law.

### 1.3 Description of EUT

Equipment Under Test	Tablet	
Brand Name	Trimble Navigation Ltd.	
Model No.	104963	
FCC ID	S9E -WIT2410G, S9E-EM7355, S9E-7265NGW	
Mode of Operation	<input checked="" type="checkbox"/> WLAN802.11 a/b/g/n(20M/40M)/ac(20M/40M/80M) <input checked="" type="checkbox"/> Bluetooth	
Mode of Operation	<input checked="" type="checkbox"/> GPRS <input checked="" type="checkbox"/> EDGE <input checked="" type="checkbox"/> WCDMA <input checked="" type="checkbox"/> HSDPA <input checked="" type="checkbox"/> HSUPA <input checked="" type="checkbox"/> LTE <input checked="" type="checkbox"/> CDMA 1xRTT <input checked="" type="checkbox"/> CDMA 1x EVDO Rev.0/ Rev.A <input checked="" type="checkbox"/> WLAN802.11 a/b/g/n(20M/40M)/ac(20M/40M/80M) <input checked="" type="checkbox"/> Bluetooth	
Duty Cycle	GPRS	1/4.1 (1Dn2UP) 1/8.3 (1Dn1UP)
	EDGE	1/2 (1Dn4UP) 1/2.76 (1Dn3UP) 1/4.1 (1Dn2UP) 1/8.3 (1Dn1UP)
	WCDMA	1
	LTE	1
	CDMA 1xRTT/ EVDO Rev.0/ Rev. A	1
	WLAN802.11 a/b/g/n(20M/40M)/ac(20M/40M/80M)	1
	Bluetooth	1
TX Frequency Range (MHz)	GPRS850	824.2 — 848.8
	GPRS1900	1850.2 — 1909.8
	WCDMA Band II	1852.4 — 1907.6
	WCDMA Band IV	1712.4 — 1752.6
	WCDMA Band V	826.4 — 846.6
	LTE FDD Band II	1850 — 1910
	LTE FDD Band IV	1710 — 1755

Unless otherwise stated the results shown in this test report refer only to the sample(s) tested and such sample(s) are retained for 90 days only.

除非另有說明，此報告結果僅對測試之樣品負責，同時此樣品僅保留90天。本報告未經本公司書面許可，不可部份複製。

This document is issued by the Company subject to its General Conditions of Service printed overleaf, available on request or accessible at [www.sgs.com/terms\\_and\\_conditions.htm](http://www.sgs.com/terms_and_conditions.htm) and, for electronic format documents, subject to Terms and Conditions for Electronic Documents at [www.sgs.com/terms\\_e-document.htm](http://www.sgs.com/terms_e-document.htm). Attention is drawn to the limitation of liability, indemnification and jurisdiction issues defined therein. Any holder of this document is advised that information contained hereon reflects the Company's findings at the time of its intervention only and within the limits of Client's instructions, if any. The Company's sole responsibility is to its Client and this document does not exonerate parties to a transaction from exercising all their rights and obligations under the transaction documents. This document cannot be reproduced except in full, without prior written approval of the Company. Any unauthorized alteration, forgery or falsification of the content or appearance of this document is unlawful and offenders may be prosecuted to the fullest extent of the law.

TX Frequency Range (MHz)	LTE FDD Band V	824	—	849
	LTE FDD Band XIII	777	—	787
	LTE FDD Band XXV	1850	—	1915
	CDMA (BC0)	824.7	—	848.31
	CDMA (BC1)	1851.25	—	1908.75
	CDMA (BC10)	817.9	—	823.1
	WLAN802.11 b/g/n(20M)	2412	—	2462
	WLAN802.11 n(40M)	2422	—	2452
	WLAN802.11 a/n(20M)/ac(20M) 5.2G	5180	—	5240
	WLAN802.11 n(40M)/ac(40M) 5.2G	5190	—	5230
	WLAN802.11 ac(80M) 5.2G	5210		
	WLAN802.11 a/n(20M)/ac(20M) 5.3G	5260	—	5320
	WLAN802.11 n(40M)/ac(40M) 5.3G	5270	—	5310
	WLAN802.11 ac(80M) 5.3G	5290		
	WLAN802.11 a/n(20M) 5.6G	5500	—	5700
	WLAN802.11 ac(20M) 5.6G	5500	—	5720
	WLAN802.11 n(40M) 5.6G	5510	—	5670
	WLAN802.11 ac(40M) 5.6G	5510	—	5710
	WLAN802.11 ac(80M) 5.6G	5530	—	5690
	WLAN802.11 a/n(20M)/ac(20M) 5.8G	5745	—	5825
WLAN802.11 n(40M)/ac(40M) 5.8G	5710	—	5795	
WLAN802.11 ac(80M) 5.8G	5775			
Bluetooth	2402	—	2480	

Unless otherwise stated the results shown in this test report refer only to the sample(s) tested and such sample(s) are retained for 90 days only.

除非另有說明，此報告結果僅對測試之樣品負責，同時此樣品僅保留90天。本報告未經本公司書面許可，不可部份複製。

This document is issued by the Company subject to its General Conditions of Service printed overleaf, available on request or accessible at [www.sgs.com/terms\\_and\\_conditions.htm](http://www.sgs.com/terms_and_conditions.htm) and, for electronic format documents, subject to Terms and Conditions for Electronic Documents at [www.sgs.com/terms\\_e-document.htm](http://www.sgs.com/terms_e-document.htm). Attention is drawn to the limitation of liability, indemnification and jurisdiction issues defined therein. Any holder of this document is advised that information contained hereon reflects the Company's findings at the time of its intervention only and within the limits of Client's instructions, if any. The Company's sole responsibility is to its Client and this document does not exonerate parties to a transaction from exercising all their rights and obligations under the transaction documents. This document cannot be reproduced except in full, without prior written approval of the Company. Any unauthorized alteration, forgery or falsification of the content or appearance of this document is unlawful and offenders may be prosecuted to the fullest extent of the law.

Channel Number (ARFCN)	GPRS850	128	—	251
	GPRS1900	512	—	810
	WCDMA Band II	9262	—	9538
	WCDMA Band IV	1312	—	1513
	WCDMA Band V	4132	—	4233
	LTE FDD Band II	18607	—	19193
	LTE FDD Band IV	19957	—	20393
	LTE FDD Band V	20407	—	20643
	LTE FDD Band XIII	23205	—	23255
	LTE FDD Band XXV	26047	—	26683
	CDMA (BC0)	1013	—	777
	CDMA (BC1)	25	—	1175
	CDMA (BC10)	476	—	684

Unless otherwise stated the results shown in this test report refer only to the sample(s) tested and such sample(s) are retained for 90 days only.

除非另有說明，此報告結果僅對測試之樣品負責，同時此樣品僅保留90天。本報告未經本公司書面許可，不可部份複製。

This document is issued by the Company subject to its General Conditions of Service printed overleaf, available on request or accessible at [www.sgs.com/terms\\_and\\_conditions.htm](http://www.sgs.com/terms_and_conditions.htm) and, for electronic format documents, subject to Terms and Conditions for Electronic Documents at [www.sgs.com/terms\\_e-document.htm](http://www.sgs.com/terms_e-document.htm). Attention is drawn to the limitation of liability, indemnification and jurisdiction issues defined therein. Any holder of this document is advised that information contained hereon reflects the Company's findings at the time of its intervention only and within the limits of Client's instructions, if any. The Company's sole responsibility is to its Client and this document does not exonerate parties to a transaction from exercising all their rights and obligations under the transaction documents. This document cannot be reproduced except in full, without prior written approval of the Company. Any unauthorized alteration, forgery or falsification of the content or appearance of this document is unlawful and offenders may be prosecuted to the fullest extent of the law.

Channel Number (ARFCN)	WLAN802.11 b/g/n(20M)	1	—	11
	WLAN802.11 n(40M)	3	—	9
	WLAN802.11 a/n(20M)/ac(20M) 5.2G	36	—	48
	WLAN802.11 n(40M)/ac(40M) 5.2G	38	—	46
	WLAN802.11 ac(80M) 5.2G		42	
	WLAN802.11 a/n(20M)/ac(20M) 5.3G	52	—	64
	WLAN802.11 n(40M)/ac(40M) 5.3G	54	—	62
	WLAN802.11 ac(80M) 5.3G		58	
	WLAN802.11 a/n(20M) 5.6G	100	—	140
	WLAN802.11 ac(20M) 5.6G	100	—	144
	WLAN802.11 n(40M) 5.6G	102	—	134
	WLAN802.11 ac(40M) 5.6G	102	—	142
	WLAN802.11 ac(80M) 5.6G	106	—	138
	WLAN802.11 a/n(20M)/ac(20M) 5.8G	149	—	165
	WLAN802.11 n(40M)/ac(40M) 5.8G	142	—	159
	WLAN802.11 ac(80M) 5.8G		155	
Bluetooth	0	—	78	

Unless otherwise stated the results shown in this test report refer only to the sample(s) tested and such sample(s) are retained for 90 days only.

除非另有說明，此報告結果僅對測試之樣品負責，同時此樣品僅保留90天。本報告未經本公司書面許可，不可部份複製。

This document is issued by the Company subject to its General Conditions of Service printed overleaf, available on request or accessible at [www.sgs.com/terms\\_and\\_conditions.htm](http://www.sgs.com/terms_and_conditions.htm) and, for electronic format documents, subject to Terms and Conditions for Electronic Documents at [www.sgs.com/terms\\_e-document.htm](http://www.sgs.com/terms_e-document.htm). Attention is drawn to the limitation of liability, indemnification and jurisdiction issues defined therein. Any holder of this document is advised that information contained hereon reflects the Company's findings at the time of its intervention only and within the limits of Client's instructions, if any. The Company's sole responsibility is to its Client and this document does not exonerate parties to a transaction from exercising all their rights and obligations under the transaction documents. This document cannot be reproduced except in full, without prior written approval of the Company. Any unauthorized alteration, forgery or falsification of the content or appearance of this document is unlawful and offenders may be prosecuted to the fullest extent of the law.



Max. SAR (1 g) (Unit: W/Kg)				
Band	Measured	Reported	Channel	Position
GPRS 850	0.327	0.518	190	Top side
GRPS 1900	0.888	0.974	661	Top side
WCDMA Band II	1.010	1.043	9538	Top side
WCDMA Band IV	1.270	1.333	1312	Top side
WCDMA Band V	0.374	0.377	4183	Back side
LTE FDD Band II	0.937	1.182	19100	Back side
LTE FDD Band IV	1.280	1.381	20050	Top side
LTE FDD Band V	0.347	0.490	20600	Back side
LTE FDD Band XIII	0.340	0.499	23230	Back side
LTE FDD Band XVII	0.312	0.438	23780	Back side
LTE FDD Band XXV	1.040	1.236	26140	Top side
CDMA (BC0)	0.307	0.369	384	Back side
CDMA (BC1)	1.020	1.103	600	Top side
CDMA (BC10)	0.289	0.364	684	Back side

Unless otherwise stated the results shown in this test report refer only to the sample(s) tested and such sample(s) are retained for 90 days only.

除非另有說明，此報告結果僅對測試之樣品負責，同時此樣品僅保留90天。本報告未經本公司書面許可，不可部份複製。

This document is issued by the Company subject to its General Conditions of Service printed overleaf, available on request or accessible at [www.sgs.com/terms\\_and\\_conditions.htm](http://www.sgs.com/terms_and_conditions.htm) and, for electronic format documents, subject to Terms and Conditions for Electronic Documents at [www.sgs.com/terms\\_e-document.htm](http://www.sgs.com/terms_e-document.htm). Attention is drawn to the limitation of liability, indemnification and jurisdiction issues defined therein. Any holder of this document is advised that information contained hereon reflects the Company's findings at the time of its intervention only and within the limits of Client's instructions, if any. The Company's sole responsibility is to its Client and this document does not exonerate parties to a transaction from exercising all their rights and obligations under the transaction documents. This document cannot be reproduced except in full, without prior written approval of the Company. Any unauthorized alteration, forgery or falsification of the content or appearance of this document is unlawful and offenders may be prosecuted to the fullest extent of the law.

Max. SAR (1 g) (Unit: W/Kg)					
Antenna	Band	Measured	Reported	Channel	Position
Main	WLAN802.11 b	0.2	0.226	11	Top side
	WLAN802.11 ac(20M) 5.2G	0.582	0.871	44	Top side
	WLAN802.11 ac(20M) 5.3G	0.776	0.92	54	Top side
	WLAN802.11 a 5.6G	1.02	1.103	104	Top side
	WLAN802.11 ac(20M) 5.6G	0.939	1.185	136	Top side
	WLAN802.11 ac(80M) 5.6G	1.03	1.099	138	Top side
	WLAN802.11 ac(80M) 5.8G	0.937	1.042	155	Top side
Aux	WLAN802.11 b	0.491	0.491	11	Bottom side
	WLAN802.11 n(20M) 5.2G	0.921	1.012	44	Bottom side
	WLAN802.11 ac(20M) 5.2G	1.03	1.145	40	Bottom side
	WLAN802.11 a 5.3G	1.36	1.474	56	Bottom side
	WLAN802.11 n(20M) 5.3G	1.45	1.46	60	Bottom side
	WLAN802.11 ac(20M) 5.3G	1.41	1.417	56	Bottom side
	WLAN802.11 n(40M) 5.3G	1.46	1.487	54	Bottom side
	WLAN802.11 ac(40M) 5.3G	1.44	1.47	54	Bottom side
	WLAN802.11 a 5.6G	1.1	1.411	120	Bottom side
	WLAN802.11 n(20M) 5.6G	0.879	0.923	136	Bottom side
	WLAN802.11 ac(20M) 5.6G	0.631	0.638	136	Bottom side
	WLAN802.11 n(40M) 5.6G	0.913	1.051	134	Bottom side
	WLAN802.11 ac(40M) 5.6G	0.784	0.81	142	Bottom side
	WLAN802.11 ac(80M) 5.8G	0.81	0.817	155	Bottom side

Unless otherwise stated the results shown in this test report refer only to the sample(s) tested and such sample(s) are retained for 90 days only.

除非另有說明，此報告結果僅對測試之樣品負責，同時此樣品僅保留90天。本報告未經本公司書面許可，不可部份複製。

This document is issued by the Company subject to its General Conditions of Service printed overleaf, available on request or accessible at [www.sgs.com/terms\\_and\\_conditions.htm](http://www.sgs.com/terms_and_conditions.htm) and, for electronic format documents, subject to Terms and Conditions for Electronic Documents at [www.sgs.com/terms\\_e-document.htm](http://www.sgs.com/terms_e-document.htm). Attention is drawn to the limitation of liability, indemnification and jurisdiction issues defined therein. Any holder of this document is advised that information contained hereon reflects the Company's findings at the time of its intervention only and within the limits of Client's instructions, if any. The Company's sole responsibility is to its Client and this document does not exonerate parties to a transaction from exercising all their rights and obligations under the transaction documents. This document cannot be reproduced except in full, without prior written approval of the Company. Any unauthorized alteration, forgery or falsification of the content or appearance of this document is unlawful and offenders may be prosecuted to the fullest extent of the law.

**GPRS/EDGE conducted power table:**

Burst average power				
Max. Rated Avg. Power + Max. Tolerance (dBm)			32.9	32.9
			1Dn1UP	1Dn2UP
EUT mode	Frequency (MHz)	CH	Avg. (dBm)	Avg. (dBm)
GPRS 850 (GMSK)	824.2	128	31.00	30.90
	836.6	190	31.00	30.90
	848.8	251	31.00	30.90
Source-based time average power				
GPRS 850 (GMSK)	824.2	128	21.97	24.88
	836.6	190	21.97	24.88
	848.8	251	21.97	24.88
The division factor compared to the number of TX time slot				
Division factor			1 TX time slot	2 TX time slot
			-9.03	-6.02

Burst average power						
Max. Rated Avg. Power + Max. Tolerance (dBm)			27.7	27.7	27.7	27.7
			1Dn1UP	1Dn2UP	1Dn3UP	1Dn4UP
EUT mode	Frequency (MHz)	CH	Avg. (dBm)	Avg. (dBm)	Avg. (dBm)	Avg. (dBm)
EDGE 850 (MCS5)	824.2	128	26.00	25.90	25.80	25.70
	836.6	190	26.00	25.90	25.80	25.70
	848.8	251	26.00	25.90	25.80	25.70
Source-based time average power						
EDGE 850 (MCS5)	824.2	128	16.97	19.88	21.54	22.69
	836.6	190	16.97	19.88	21.54	22.69
	848.8	251	16.97	19.88	21.54	22.69
The division factor compared to the number of TX time slot						
Division factor			1 TX time slot	2 TX time slot	3 TX time slot	4 TX time slot
			-9.03	-6.02	-4.26	-3.01

Unless otherwise stated the results shown in this test report refer only to the sample(s) tested and such sample(s) are retained for 90 days only.

除非另有說明，此報告結果僅對測試之樣品負責，同時此樣品僅保留90天。本報告未經本公司書面許可，不可部份複製。

This document is issued by the Company subject to its General Conditions of Service printed overleaf, available on request or accessible at [www.sgs.com/terms\\_and\\_conditions.htm](http://www.sgs.com/terms_and_conditions.htm) and, for electronic format documents, subject to Terms and Conditions for Electronic Documents at [www.sgs.com/terms\\_e-document.htm](http://www.sgs.com/terms_e-document.htm). Attention is drawn to the limitation of liability, indemnification and jurisdiction issues defined therein. Any holder of this document is advised that information contained hereon reflects the Company's findings at the time of its intervention only and within the limits of Client's instructions, if any. The Company's sole responsibility is to its Client and this document does not exonerate parties to a transaction from exercising all their rights and obligations under the transaction documents. This document cannot be reproduced except in full, without prior written approval of the Company. Any unauthorized alteration, forgery or falsification of the content or appearance of this document is unlawful and offenders may be prosecuted to the fullest extent of the law.

Burst average power				
Max. Rated Avg. Power + Max. Tolerance (dBm)			29	29
			1Dn1UP	1Dn2UP
EUT mode	Frequency (MHz)	CH	Avg. (dBm)	Avg. (dBm)
GPRS 1900 (GMSK)	1850.2	512	28.80	28.70
	1880	661	28.70	28.60
	1909.8	810	28.90	28.80
Source-based time average power				
GPRS 1900 (GMSK)	1850.2	512	19.77	22.68
	1880	661	19.67	22.58
	1909.8	810	19.87	22.78
The division factor compared to the number of TX time slot				
Division factor			1 TX time slot	2 TX time slot
			-9.03	-6.02

Burst average power						
Max. Rated Avg. Power + Max. Tolerance (dBm)			25.5	25.5	25.5	25.5
			1Dn1UP	1Dn2UP	1Dn3UP	1Dn4UP
EUT mode	Frequency (MHz)	CH	Avg. (dBm)	Avg. (dBm)	Avg. (dBm)	Avg. (dBm)
EDGE 1900 (MCS5)	1850.2	512	24.80	24.70	24.60	24.50
	1880	661	24.80	24.70	24.60	24.50
	1909.8	810	24.90	24.80	24.70	24.60
Source-based time average power						
EDGE 1900 (MCS5)	1850.2	512	15.77	18.68	20.34	21.49
	1880	661	15.77	18.68	20.34	21.49
	1909.8	810	15.87	18.78	20.44	21.59
The division factor compared to the number of TX time slot						
Division factor			1 TX time slot	2 TX time slot	3 TX time slot	4 TX time slot
			-9.03	-6.02	-4.26	-3.01

Unless otherwise stated the results shown in this test report refer only to the sample(s) tested and such sample(s) are retained for 90 days only.

除非另有說明，此報告結果僅對測試之樣品負責，同時此樣品僅保留90天。本報告未經本公司書面許可，不可部份複製。

This document is issued by the Company subject to its General Conditions of Service printed overleaf, available on request or accessible at [www.sgs.com/terms\\_and\\_conditions.htm](http://www.sgs.com/terms_and_conditions.htm) and, for electronic format documents, subject to Terms and Conditions for Electronic Documents at [www.sgs.com/terms\\_e-document.htm](http://www.sgs.com/terms_e-document.htm). Attention is drawn to the limitation of liability, indemnification and jurisdiction issues defined therein. Any holder of this document is advised that information contained hereon reflects the Company's findings at the time of its intervention only and within the limits of Client's instructions, if any. The Company's sole responsibility is to its Client and this document does not exonerate parties to a transaction from exercising all their rights and obligations under the transaction documents. This document cannot be reproduced except in full, without prior written approval of the Company. Any unauthorized alteration, forgery or falsification of the content or appearance of this document is unlawful and offenders may be prosecuted to the fullest extent of the law.

**GPRS/EDGE conducted power table (Reduced power):**

Burst average power				
Max. Rated Avg. Power + Max. Tolerance (dBm)		28.5	28.5	
		1Dn1UP	1Dn2UP	
EUT mode	Frequency (MHz)	CH	Avg. (dBm)	Avg. (dBm)
GPRS 850 (GMSK)	824.2	128	28.10	27.50
	836.6	190	28.10	27.50
	848.8	251	28.10	27.50
Source-based time average power				
GPRS 850 (GMSK)	824.2	128	19.07	21.48
	836.6	190	19.07	21.48
	848.8	251	19.07	21.48
The division factor compared to the number of TX time slot				

Burst average power						
Max. Rated Avg. Power + Max. Tolerance (dBm)		22.5	22.5	22.5	22.5	
		1Dn1UP	1Dn2UP	1Dn3UP	1Dn4UP	
EUT mode	Frequency (MHz)	CH	Avg. (dBm)	Avg. (dBm)	Avg. (dBm)	Avg. (dBm)
EDGE 850 (MCS5)	824.2	128	22.10	22.10	22.10	22.10
	836.6	190	22.10	22.10	22.10	22.10
	848.8	251	22.10	22.10	22.10	22.10
Source-based time average power						
EDGE 850 (MCS5)	824.2	128	13.07	16.08	17.84	19.09
	836.6	190	13.07	16.08	17.84	19.09
	848.8	251	13.07	16.08	17.84	19.09
The division factor compared to the number of TX time slot						
Division factor		1 TX time slot	2 TX time slot	3 TX time slot	4 TX time slot	
		-9.03	-6.02	-4.26	-3.01	

Unless otherwise stated the results shown in this test report refer only to the sample(s) tested and such sample(s) are retained for 90 days only.

除非另有說明，此報告結果僅對測試之樣品負責，同時此樣品僅保留90天。本報告未經本公司書面許可，不可部份複製。

This document is issued by the Company subject to its General Conditions of Service printed overleaf, available on request or accessible at [www.sgs.com/terms\\_and\\_conditions.htm](http://www.sgs.com/terms_and_conditions.htm) and, for electronic format documents, subject to Terms and Conditions for Electronic Documents at [www.sgs.com/terms\\_e-document.htm](http://www.sgs.com/terms_e-document.htm). Attention is drawn to the limitation of liability, indemnification and jurisdiction issues defined therein. Any holder of this document is advised that information contained hereon reflects the Company's findings at the time of its intervention only and within the limits of Client's instructions, if any. The Company's sole responsibility is to its Client and this document does not exonerate parties to a transaction from exercising all their rights and obligations under the transaction documents. This document cannot be reproduced except in full, without prior written approval of the Company. Any unauthorized alteration, forgery or falsification of the content or appearance of this document is unlawful and offenders may be prosecuted to the fullest extent of the law.

Burst average power				
Max. Rated Avg. Power + Max. Tolerance (dBm)			27	27
			1Dn1UP	1Dn2UP
EUT mode	Frequency (MHz)	CH	Avg. (dBm)	Avg. (dBm)
GPRS 1900 (GMSK)	1850.2	512	26.80	26.70
	1880	661	26.70	26.70
	1909.8	810	26.70	26.80
Source-based time average power				
GPRS 1900 (GMSK)	1850.2	512	17.77	20.68
	1880	661	17.67	20.68
	1909.8	810	17.67	20.78
The division factor compared to the number of TX time slot				
Division factor			1 TX time slot	2 TX time slot
			-9.03	-6.02

Burst average power						
Max. Rated Avg. Power + Max. Tolerance (dBm)			23.5	23.5	23.5	23.5
			1Dn1UP	1Dn2UP	1Dn3UP	1Dn4UP
EUT mode	Frequency (MHz)	CH	Avg. (dBm)	Avg. (dBm)	Avg. (dBm)	Avg. (dBm)
EDGE 1900 (MCS5)	1850.2	512	23.50	23.50	23.50	23.40
	1880	661	23.50	23.50	23.50	23.40
	1909.8	810	23.50	23.50	23.50	23.40
Source-based time average power						
EDGE 1900 (MCS5)	1850.2	512	14.47	17.48	19.24	20.39
	1880	661	14.47	17.48	19.24	20.39
	1909.8	810	14.47	17.48	19.24	20.39
The division factor compared to the number of TX time slot						
Division factor			1 TX time slot	2 TX time slot	3 TX time slot	4 TX time slot
			-9.03	-6.02	-4.26	-3.01

Unless otherwise stated the results shown in this test report refer only to the sample(s) tested and such sample(s) are retained for 90 days only.

除非另有說明，此報告結果僅對測試之樣品負責，同時此樣品僅保留90天。本報告未經本公司書面許可，不可部份複製。

This document is issued by the Company subject to its General Conditions of Service printed overleaf, available on request or accessible at [www.sgs.com/terms\\_and\\_conditions.htm](http://www.sgs.com/terms_and_conditions.htm) and, for electronic format documents, subject to Terms and Conditions for Electronic Documents at [www.sgs.com/terms\\_e-document.htm](http://www.sgs.com/terms_e-document.htm). Attention is drawn to the limitation of liability, indemnification and jurisdiction issues defined therein. Any holder of this document is advised that information contained hereon reflects the Company's findings at the time of its intervention only and within the limits of Client's instructions, if any. The Company's sole responsibility is to its Client and this document does not exonerate parties to a transaction from exercising all their rights and obligations under the transaction documents. This document cannot be reproduced except in full, without prior written approval of the Company. Any unauthorized alteration, forgery or falsification of the content or appearance of this document is unlawful and offenders may be prosecuted to the fullest extent of the law.

**WCDMA Band II / Band IV / Band V - HSDPA / HSUPA conducted power table:**

Band	CH	Max. Rated Avg. Power + Max. Tolerance (dBm)	Rel99 AV(dBm)	HSDPA mode AV(dBm)				HSUPA mode AV(dBm)					HSPA+ mode AV(dBm)				
				SUB-1	SUB-2	SUB-3	SUB-4	SUB-1	SUB-2	SUB-3	SUB-4	SUB-5	SUB-1	SUB-2	SUB-3	SUB-4	SUB-5
WCDMA Band II	9262	23	22.76	22.16	21.64	21.68	21.75	22.68	20.73	20.74	20.86	20.82	22.61	20.59	21.58	20.70	22.41
	9400	23	22.79	22.21	21.65	21.76	21.77	22.77	20.84	20.79	20.89	20.88	22.74	20.78	21.73	20.82	22.59
	Rel 7	9538	23	22.86	22.24	21.71	21.71	21.83	22.80	20.84	20.88	20.88	20.99	22.75	20.74	21.76	20.78
WCDMA Band IV	1312	23	22.79	22.35	21.67	21.87	21.94	22.71	20.76	20.77	20.89	21.13	22.64	20.62	21.61	20.73	22.44
	1412	23	22.88	22.38	21.74	21.93	21.94	22.86	20.93	20.88	20.98	21.27	22.83	20.87	21.82	20.91	22.68
	Rel 7	1513	23	22.68	22.30	21.53	21.77	21.89	22.62	20.66	20.70	20.7	21.25	22.57	20.56	21.58	20.60
WCDMA Band V	4132	23	22.14	21.50	21.07	21.04	21.09	22.10	20.16	20.14	20.21	20.98	22.07	20.10	21.05	20.13	21.88
	4183	23	22.27	21.67	21.16	21.19	21.23	22.20	20.28	20.26	20.34	21.06	22.12	20.14	21.12	20.20	21.89
	Rel 7	4233	23	22.17	21.52	21.04	21.03	21.09	22.09	20.13	20.17	20.21	20.92	22.00	19.97	20.99	20.03

**HSDPA**

SUB-TEST	$\beta_c$	$\beta_d$	$\beta_d$ (SF)	$\beta_c/\beta_d$	$\beta_{HS}$ (Note 1, Note 2)	CM (dB) (Note 3)	MPR (dB) (Note 3)
1	2/15	15/15	64	2/15	4/15	0.0	0.0
2	12/15	15/15	64	12/15	24/15	1.0	0.0
3	15/15	8/15	64	15/8	30/15	1.5	0.5
4	15/15	4/15	64	15/4	30/15	1.5	0.5

**HSUPA**

SUB-TEST	$\beta_c$	$\beta_d$	$\beta_d$ (SF)	$\beta_c/\beta_d$	$\beta_{HS}$ (Note 1)	$\beta_{ec}$	$\beta_{ed}$ (Note 5) (Note 6)	$\beta_{ed}$ (SF)	$\beta_{ed}$ (Codes)	CM (dB) (Note 2)	MPR (dB) (Note 2)	AG Index (Note 6)	E-TFCI
1	11/15	15/15	64	11/15	22/15	209/225	1309/225	4	1	1.0	0.0	20	75
2	6/15	15/15	64	6/15	12/15	12/15	94/75	4	1	3.0	2.0	12	67
3	15/15	9/15	64	15/9	30/15	30/15	$\beta_{ed1}$ : 47/15 $\beta_{ed2}$ : 47/15	4 4	2	2.0	1.0	15	92
4	2/15	15/15	64	2/15	4/15	2/15	56/75	4	1	3.0	2.0	17	71
5	15/15	15/15	64	15/15	30/15	24/15	134/15	4	1	1.0	0.0	21	81

Unless otherwise stated the results shown in this test report refer only to the sample(s) tested and such sample(s) are retained for 90 days only.

除非另有說明，此報告結果僅對測試之樣品負責，同時此樣品僅保留90天。本報告未經本公司書面許可，不可部份複製。

This document is issued by the Company subject to its General Conditions of Service printed overleaf, available on request or accessible at [www.sgs.com/terms\\_and\\_conditions.htm](http://www.sgs.com/terms_and_conditions.htm) and, for electronic format documents, subject to Terms and Conditions for Electronic Documents at [www.sgs.com/terms\\_e-document.htm](http://www.sgs.com/terms_e-document.htm). Attention is drawn to the limitation of liability, indemnification and jurisdiction issues defined therein. Any holder of this document is advised that information contained hereon reflects the Company's findings at the time of its intervention only and within the limits of Client's instructions, if any. The Company's sole responsibility is to its Client and this document does not exonerate parties to a transaction from exercising all their rights and obligations under the transaction documents. This document cannot be reproduced except in full, without prior written approval of the Company. Any unauthorized alteration, forgery or falsification of the content or appearance of this document is unlawful and offenders may be prosecuted to the fullest extent of the law.

**WCDMA Band II / Band IV / Band V - HSDPA / HSUPA conducted power table  
(Reduced power) :**

Band	CH	Max. Rated Avg. Power + Max. Tolerance (dBm)	Rel99 AV(dBm)	HSDPA mode AV(dBm)				HSUPA mode AV(dBm)					HSPA+ mode AV(dBm)				
				SUB-1	SUB-2	SUB-3	SUB-4	SUB-1	SUB-2	SUB-3	SUB-4	SUB-5	SUB-1	SUB-2	SUB-3	SUB-4	SUB-5
WCDMA Band II Rel 7	9262	20	19.61	18.84	18.49	18.36	18.43	19.53	17.58	17.59	17.71	18.19	19.46	17.44	18.43	17.55	19.26
	9400	20	19.63	18.93	18.49	18.48	18.49	19.61	17.68	17.63	17.73	18.31	19.58	17.62	18.57	17.66	19.43
	9538	20	19.67	19.02	18.52	18.49	18.61	19.61	17.65	17.69	17.69	18.42	19.56	17.55	18.57	17.59	19.42
WCDMA Band IV Rel 7	1312	19	17.62	17.11	16.50	16.63	16.7	17.54	15.59	15.60	15.72	16.44	17.47	15.45	16.44	15.56	17.27
	1412	19	17.67	17.08	16.53	16.63	16.64	17.65	15.72	15.67	15.77	16.25	17.62	15.66	16.61	15.70	17.47
	1513	19	17.61	17.14	16.46	16.61	16.73	17.55	15.59	15.63	15.63	16.28	17.50	15.49	16.51	15.53	17.36
WCDMA Band V Rel 7	4132	20	19.90	19.44	18.83	18.98	19.03	19.86	17.92	17.90	17.97	18.72	19.83	17.86	18.81	17.89	19.64
	4183	20	19.96	19.31	18.85	18.83	18.87	19.89	17.97	17.95	18.03	18.64	19.81	17.83	18.81	17.89	19.58
	4233	20	19.84	19.25	18.71	18.76	18.82	19.76	17.8	17.84	17.88	18.53	19.67	17.64	18.66	17.70	19.49

**HSDPA**

SUB-TEST	$\beta_c$	$\beta_d$	$\beta_d$ (SF)	$\beta_c/\beta_d$	$\beta_{HS}$ (Note 1, Note 2)	CM (dB) (Note 3)	MPR (dB) (Note 3)
1	2/15	15/15	64	2/15	4/15	0.0	0.0
2	12/15	15/15	64	12/15	24/15	1.0	0.0
3	15/15	8/15	64	15/8	30/15	1.5	0.5
4	15/15	4/15	64	15/4	30/15	1.5	0.5

**HSUPA**

SUB-TEST	$\beta_c$	$\beta_d$	$\beta_d$ (SF)	$\beta_c/\beta_d$	$\beta_{HS}$ (Note 1)	$\beta_{ec}$	$\beta_{ed}$ (Note 5) (Note 6)	$\beta_{ed}$ (SF)	$\beta_{ed}$ (Codes)	CM (dB) (Note 2)	MPR (dB) (Note 2)	AG Index (Note 6)	E-TFCI
1	11/15	15/15	64	11/15	22/15	209/225	1309/225	4	1	1.0	0.0	20	75
2	6/15	15/15	64	6/15	12/15	12/15	94/75	4	1	3.0	2.0	12	67
3	15/15	9/15	64	15/9	30/15	30/15	$\beta_{ed1}$ : 47/15 $\beta_{ed2}$ : 47/15	4 4	2	2.0	1.0	15	92
4	2/15	15/15	64	2/15	4/15	2/15	56/75	4	1	3.0	2.0	17	71
5	15/15	15/15	64	15/15	30/15	24/15	134/15	4	1	1.0	0.0	21	81

Unless otherwise stated the results shown in this test report refer only to the sample(s) tested and such sample(s) are retained for 90 days only.

除非另有說明，此報告結果僅對測試之樣品負責，同時此樣品僅保留90天。本報告未經本公司書面許可，不可部份複製。

This document is issued by the Company subject to its General Conditions of Service printed overleaf, available on request or accessible at [www.sgs.com/terms\\_and\\_conditions.htm](http://www.sgs.com/terms_and_conditions.htm) and, for electronic format documents, subject to Terms and Conditions for Electronic Documents at [www.sgs.com/terms\\_e-document.htm](http://www.sgs.com/terms_e-document.htm). Attention is drawn to the limitation of liability, indemnification and jurisdiction issues defined therein. Any holder of this document is advised that information contained hereon reflects the Company's findings at the time of its intervention only and within the limits of Client's instructions, if any. The Company's sole responsibility is to its Client and this document does not exonerate parties to a transaction from exercising all their rights and obligations under the transaction documents. This document cannot be reproduced except in full, without prior written approval of the Company. Any unauthorized alteration, forgery or falsification of the content or appearance of this document is unlawful and offenders may be prosecuted to the fullest extent of the law.



**LTE FDD Band II/ Band IV/ Band V/ Band XIII/ Band XVII / Band XXV power table:**

FDD Band 2 (Full Power)										
BW(Mhz)	Modulation	RB Size	RB Offset	Frequency (MHz)	Channel	Conducted power (dBm)	Target Power + Max. Tolerance	MPR Allowed per 3GPP(dB)		
20	QPSK	1 RB	0	1860	18700	22.32	23	0		
				1880	18900	22.30	23	0		
				1900	19100	22.24	23	0		
			50	1860	18700	22.25	23	0		
					1880	18900	22.40	23	0	
				1900	19100	22.25	23	0		
					1860	18700	22.10	23	0	
				1880	18900	22.21	23	0		
					1900	19100	22.42	23	0	
		50 RB	0	1860	18700	21.17	22	0-1		
					1880	18900	21.14	22	0-1	
					1900	19100	21.10	22	0-1	
			25	1860	18700	21.15	22	0-1		
					1880	18900	21.16	22	0-1	
				1900	19100	21.04	22	0-1		
					1860	18700	21.16	22	0-1	
				1880	18900	21.08	22	0-1		
					1900	19100	21.08	22	0-1	
		100RB	1860	18700	21.18	22	0-1			
				1880	18900	21.20	22	0-1		
				1900	19100	21.19	22	0-1		
		16-QAM	1 RB	0	1860	18700	21.49	22	0-1	
					1880	18900	21.42	22	0-1	
					1900	19100	21.01	22	0-1	
	50			1860	18700	21.29	22	0-1		
					1880	18900	21.16	22	0-1	
				1900	19100	21.22	22	0-1		
					1860	18700	21.51	22	0-1	
				1880	18900	21.26	22	0-1		
					1900	19100	21.30	22	0-1	
	50 RB			0	1860	18700	20.15	21	0-2	
						1880	18900	20.13	21	0-2
						1900	19100	20.05	21	0-2
			25	1860	18700	20.17	21	0-2		
					1880	18900	20.15	21	0-2	
				1900	19100	20.10	21	0-2		
					1860	18700	20.06	21	0-2	
				1880	18900	20.05	21	0-2		
					1900	19100	20.08	21	0-2	
	100RB		1860	18700	20.12	21	0-2			
				1880	18900	20.19	21	0-2		
				1900	19100	20.13	21	0-2		

Unless otherwise stated the results shown in this test report refer only to the sample(s) tested and such sample(s) are retained for 90 days only.

除非另有說明，此報告結果僅對測試之樣品負責，同時此樣品僅保留90天。本報告未經本公司書面許可，不可部份複製。

This document is issued by the Company subject to its General Conditions of Service printed overleaf, available on request or accessible at [www.sgs.com/terms\\_and\\_conditions.htm](http://www.sgs.com/terms_and_conditions.htm) and, for electronic format documents, subject to Terms and Conditions for Electronic Documents at [www.sgs.com/terms\\_e-document.htm](http://www.sgs.com/terms_e-document.htm). Attention is drawn to the limitation of liability, indemnification and jurisdiction issues defined therein. Any holder of this document is advised that information contained hereon reflects the Company's findings at the time of its intervention only and within the limits of Client's instructions, if any. The Company's sole responsibility is to its Client and this document does not exonerate parties to a transaction from exercising all their rights and obligations under the transaction documents. This document cannot be reproduced except in full, without prior written approval of the Company. Any unauthorized alteration, forgery or falsification of the content or appearance of this document is unlawful and offenders may be prosecuted to the fullest extent of the law.

FDD Band 2 (Full Power)									
BW(Mhz)	Modulation	RB Size	RB Offset	Frequency (MHz)	Channel	Conducted power (dBm)	Target Power + Max. Tolerance	MPR Allowed per 3GPP(dB)	
15	QPSK	1 RB	0	1857.5	18675	22.11	23	0	
				1880	18900	22.23	23	0	
				1902.5	19125	22.19	23	0	
			36	1857.5	18675	22.29	23	0	
				1880	18900	22.17	23	0	
				1902.5	19125	22.07	23	0	
		74	1857.5	18675	22.22	23	0		
			1880	18900	22.16	23	0		
			1902.5	19125	22.30	23	0		
		36 RB	0	1857.5	18675	21.15	22	0-1	
				1880	18900	21.19	22	0-1	
				1902.5	19125	21.03	22	0-1	
			18	1857.5	18675	21.07	22	0-1	
				1880	18900	21.17	22	0-1	
				1902.5	19125	21.06	22	0-1	
			37	1857.5	18675	21.06	22	0-1	
				1880	18900	21.06	22	0-1	
				1902.5	19125	21.13	22	0-1	
	75RB		1857.5	18675	21.09	22	0-1		
			1880	18900	20.98	22	0-1		
			1902.5	19125	20.96	22	0-1		
	16-QAM	1 RB	0	1857.5	18675	21.04	22	0-1	
				1880	18900	21.25	22	0-1	
				1902.5	19125	21.07	22	0-1	
			36	1857.5	18675	21.22	22	0-1	
				1880	18900	21.07	22	0-1	
				1902.5	19125	21.42	22	0-1	
			74	1857.5	18675	20.87	22	0-1	
				1880	18900	21.00	22	0-1	
				1902.5	19125	21.42	22	0-1	
			36 RB	0	1857.5	18675	20.14	21	0-2
					1880	18900	20.16	21	0-2
					1902.5	19125	19.96	21	0-2
		18		1857.5	18675	20.09	21	0-2	
				1880	18900	20.08	21	0-2	
				1902.5	19125	20.07	21	0-2	
37		1857.5		18675	19.97	21	0-2		
		1880		18900	20.04	21	0-2		
		1902.5		19125	20.15	21	0-2		
75RB		1857.5		18675	20.04	21	0-2		
		1880		18900	20.02	21	0-2		
		1902.5		19125	19.93	21	0-2		

Unless otherwise stated the results shown in this test report refer only to the sample(s) tested and such sample(s) are retained for 90 days only.

除非另有說明，此報告結果僅對測試之樣品負責，同時此樣品僅保留90天。本報告未經本公司書面許可，不可部份複製。

This document is issued by the Company subject to its General Conditions of Service printed overleaf, available on request or accessible at [www.sgs.com/terms\\_and\\_conditions.htm](http://www.sgs.com/terms_and_conditions.htm) and, for electronic format documents, subject to Terms and Conditions for Electronic Documents at [www.sgs.com/terms\\_e-document.htm](http://www.sgs.com/terms_e-document.htm). Attention is drawn to the limitation of liability, indemnification and jurisdiction issues defined therein. Any holder of this document is advised that information contained hereon reflects the Company's findings at the time of its intervention only and within the limits of Client's instructions, if any. The Company's sole responsibility is to its Client and this document does not exonerate parties to a transaction from exercising all their rights and obligations under the transaction documents. This document cannot be reproduced except in full, without prior written approval of the Company. Any unauthorized alteration, forgery or falsification of the content or appearance of this document is unlawful and offenders may be prosecuted to the fullest extent of the law.

FDD Band 2 (Full Power)									
BW(Mhz)	Modulation	RB Size	RB Offset	Frequency (MHz)	Channel	Conducted power (dBm)	Target Power + Max. Tolerance	MPR Allowed per 3GPP(dB)	
10	QPSK	1 RB	0	1855	18650	22.09	23	0	
				1880	18900	22.17	23	0	
				1905	19150	21.96	23	0	
			25	1855	18650	22.22	23	0	
				1880	18900	22.08	23	0	
				1905	19150	22.19	23	0	
		49	1855	18650	22.10	23	0		
			1880	18900	22.15	23	0		
			1905	19150	22.38	23	0		
		25 RB	0	1855	18650	21.13	22	0-1	
				1880	18900	21.23	22	0-1	
				1905	19150	21.13	22	0-1	
			12	1855	18650	21.08	22	0-1	
				1880	18900	21.24	22	0-1	
				1905	19150	21.17	22	0-1	
			25	1855	18650	21.11	22	0-1	
				1880	18900	21.15	22	0-1	
				1905	19150	21.26	22	0-1	
			50RB	1855	18650	21.00	22	0-1	
				1880	18900	21.01	22	0-1	
				1905	19150	20.96	22	0-1	
		16-QAM	1 RB	0	1855	18650	21.30	22	0-1
					1880	18900	20.92	22	0-1
					1905	19150	21.15	22	0-1
	25			1855	18650	21.02	22	0-1	
				1880	18900	21.15	22	0-1	
				1905	19150	21.15	22	0-1	
	49			1855	18650	21.32	22	0-1	
				1880	18900	21.02	22	0-1	
				1905	19150	21.59	22	0-1	
	25 RB			0	1855	18650	20.05	21	0-2
					1880	18900	20.12	21	0-2
					1905	19150	20.20	21	0-2
			12	1855	18650	20.09	21	0-2	
				1880	18900	20.16	21	0-2	
				1905	19150	20.14	21	0-2	
			25	1855	18650	20.15	21	0-2	
				1880	18900	20.09	21	0-2	
				1905	19150	20.17	21	0-2	
	50RB		1855	18650	19.93	21	0-2		
			1880	18900	20.09	21	0-2		
			1905	19150	19.97	21	0-2		

Unless otherwise stated the results shown in this test report refer only to the sample(s) tested and such sample(s) are retained for 90 days only.

除非另有說明，此報告結果僅對測試之樣品負責，同時此樣品僅保留90天。本報告未經本公司書面許可，不可部份複製。

This document is issued by the Company subject to its General Conditions of Service printed overleaf, available on request or accessible at [www.sgs.com/terms\\_and\\_conditions.htm](http://www.sgs.com/terms_and_conditions.htm) and, for electronic format documents, subject to Terms and Conditions for Electronic Documents at [www.sgs.com/terms\\_e-document.htm](http://www.sgs.com/terms_e-document.htm). Attention is drawn to the limitation of liability, indemnification and jurisdiction issues defined therein. Any holder of this document is advised that information contained hereon reflects the Company's findings at the time of its intervention only and within the limits of Client's instructions, if any. The Company's sole responsibility is to its Client and this document does not exonerate parties to a transaction from exercising all their rights and obligations under the transaction documents. This document cannot be reproduced except in full, without prior written approval of the Company. Any unauthorized alteration, forgery or falsification of the content or appearance of this document is unlawful and offenders may be prosecuted to the fullest extent of the law.

FDD Band 2 (Full Power)									
BW(Mhz)	Modulation	RB Size	RB Offset	Frequency (MHz)	Channel	Conducted power (dBm)	Target Power + Max. Tolerance	MPR Allowed per 3GPP(dB)	
5	QPSK	1 RB	0	1852.5	18625	22.04	23	0	
				1880	18900	22.31	23	0	
				1907.5	19175	22.21	23	0	
			12	1852.5	18625	22.06	23	0	
				1880	18900	22.24	23	0	
				1907.5	19175	21.98	23	0	
		24	1852.5	18625	22.14	23	0		
			1880	18900	22.20	23	0		
			1907.5	19175	22.40	23	0		
		12 RB	0	1852.5	18625	21.13	22	0-1	
				1880	18900	21.29	22	0-1	
				1907.5	19175	21.28	22	0-1	
			6	1852.5	18625	21.18	22	0-1	
				1880	18900	21.31	22	0-1	
				1907.5	19175	21.34	22	0-1	
			13	1852.5	18625	21.21	22	0-1	
				1880	18900	21.32	22	0-1	
				1907.5	19175	21.42	22	0-1	
			25RB	1852.5	18625	21.16	22	0-1	
				1880	18900	21.17	22	0-1	
				1907.5	19175	21.27	22	0-1	
		16-QAM	1 RB	0	1852.5	18625	21.26	22	0-1
					1880	18900	21.21	22	0-1
					1907.5	19175	21.19	22	0-1
	12			1852.5	18625	20.95	22	0-1	
				1880	18900	21.15	22	0-1	
				1907.5	19175	21.42	22	0-1	
	24			1852.5	18625	21.37	22	0-1	
				1880	18900	21.17	22	0-1	
				1907.5	19175	21.17	22	0-1	
	12 RB			0	1852.5	18625	20.24	21	0-2
					1880	18900	20.28	21	0-2
					1907.5	19175	20.25	21	0-2
			6	1852.5	18625	20.28	21	0-2	
				1880	18900	20.37	21	0-2	
				1907.5	19175	20.34	21	0-2	
			13	1852.5	18625	20.11	21	0-2	
				1880	18900	20.23	21	0-2	
				1907.5	19175	20.41	21	0-2	
	25RB		1852.5	18625	20.16	21	0-2		
			1880	18900	20.24	21	0-2		
			1907.5	19175	20.22	21	0-2		

Unless otherwise stated the results shown in this test report refer only to the sample(s) tested and such sample(s) are retained for 90 days only.

除非另有說明，此報告結果僅對測試之樣品負責，同時此樣品僅保留90天。本報告未經本公司書面許可，不可部份複製。

This document is issued by the Company subject to its General Conditions of Service printed overleaf, available on request or accessible at [www.sgs.com/terms\\_and\\_conditions.htm](http://www.sgs.com/terms_and_conditions.htm) and, for electronic format documents, subject to Terms and Conditions for Electronic Documents at [www.sgs.com/terms\\_e-document.htm](http://www.sgs.com/terms_e-document.htm). Attention is drawn to the limitation of liability, indemnification and jurisdiction issues defined therein. Any holder of this document is advised that information contained hereon reflects the Company's findings at the time of its intervention only and within the limits of Client's instructions, if any. The Company's sole responsibility is to its Client and this document does not exonerate parties to a transaction from exercising all their rights and obligations under the transaction documents. This document cannot be reproduced except in full, without prior written approval of the Company. Any unauthorized alteration, forgery or falsification of the content or appearance of this document is unlawful and offenders may be prosecuted to the fullest extent of the law.

FDD Band 2 (Full Power)									
BW(Mhz)	Modulation	RB Size	RB Offset	Frequency (MHz)	Channel	Conducted power (dBm)	Target Power + Max. Tolerance	MPR Allowed per 3GPP(dB)	
3	QPSK	1 RB	0	1851.5	18615	21.92	23	0	
				1880	18900	22.25	23	0	
				1908.5	19185	22.21	23	0	
			7	1851.5	18615	22.17	23	0	
				1880	18900	22.29	23	0	
				1908.5	19185	22.30	23	0	
		14	1851.5	18615	22.24	23	0		
			1880	18900	22.25	23	0		
			1908.5	19185	22.36	23	0		
		8 RB	0	1851.5	18615	21.21	22	0-1	
				1880	18900	21.26	22	0-1	
				1908.5	19185	21.29	22	0-1	
			4	1851.5	18615	21.21	22	0-1	
				1880	18900	21.27	22	0-1	
				1908.5	19185	21.36	22	0-1	
			7	1851.5	18615	21.22	22	0-1	
				1880	18900	21.24	22	0-1	
				1908.5	19185	21.41	22	0-1	
		15RB	1851.5	18615	21.10	22	0-1		
			1880	18900	21.28	22	0-1		
			1908.5	19185	21.28	22	0-1		
		16-QAM	1 RB	0	1851.5	18615	21.00	22	0-1
					1880	18900	21.07	22	0-1
					1908.5	19185	21.12	22	0-1
	7			1851.5	18615	21.31	22	0-1	
				1880	18900	21.24	22	0-1	
				1908.5	19185	21.52	22	0-1	
	14			1851.5	18615	20.98	22	0-1	
				1880	18900	21.56	22	0-1	
				1908.5	19185	21.65	22	0-1	
	8 RB		0	1851.5	18615	20.02	21	0-2	
				1880	18900	20.20	21	0-2	
				1908.5	19185	20.07	21	0-2	
			4	1851.5	18615	20.19	21	0-2	
				1880	18900	20.18	21	0-2	
				1908.5	19185	20.27	21	0-2	
			7	1851.5	18615	20.13	21	0-2	
				1880	18900	20.09	21	0-2	
				1908.5	19185	20.37	21	0-2	
	15RB		1851.5	18615	20.09	21	0-2		
			1880	18900	20.23	21	0-2		
			1908.5	19185	20.27	21	0-2		

Unless otherwise stated the results shown in this test report refer only to the sample(s) tested and such sample(s) are retained for 90 days only.

除非另有說明，此報告結果僅對測試之樣品負責，同時此樣品僅保留90天。本報告未經本公司書面許可，不可部份複製。

This document is issued by the Company subject to its General Conditions of Service printed overleaf, available on request or accessible at [www.sgs.com/terms\\_and\\_conditions.htm](http://www.sgs.com/terms_and_conditions.htm) and, for electronic format documents, subject to Terms and Conditions for Electronic Documents at [www.sgs.com/terms\\_e-document.htm](http://www.sgs.com/terms_e-document.htm). Attention is drawn to the limitation of liability, indemnification and jurisdiction issues defined therein. Any holder of this document is advised that information contained hereon reflects the Company's findings at the time of its intervention only and within the limits of Client's instructions, if any. The Company's sole responsibility is to its Client and this document does not exonerate parties to a transaction from exercising all their rights and obligations under the transaction documents. This document cannot be reproduced except in full, without prior written approval of the Company. Any unauthorized alteration, forgery or falsification of the content or appearance of this document is unlawful and offenders may be prosecuted to the fullest extent of the law.

FDD Band 2 (Full Power)									
BW(Mhz)	Modulation	RB Size	RB Offset	Frequency (MHz)	Channel	Conducted power (dBm)	Target Power + Max. Tolerance	MPR Allowed per 3GPP(dB)	
1.4	QPSK	1 RB	0	1850.7	18607	22.07	23	0	
				1880	18900	22.13	23	0	
				1909.3	19193	22.22	23	0	
			2	1850.7	18607	22.03	23	0	
				1880	18900	22.25	23	0	
				1909.3	19193	22.33	23	0	
		5	1850.7	18607	22.20	23	0		
			1880	18900	22.24	23	0		
			1909.3	19193	22.35	23	0		
		3 RB	0	1850.7	18607	22.09	22	0-1	
				1880	18900	22.31	22	0-1	
				1909.3	19193	22.38	22	0-1	
			2	1850.7	18607	22.13	22	0-1	
				1880	18900	22.22	22	0-1	
				1909.3	19193	22.41	22	0-1	
			3	1850.7	18607	22.05	22	0-1	
				1880	18900	22.20	22	0-1	
				1909.3	19193	22.38	22	0-1	
			6RB	1850.7	18607	21.17	22	0-1	
				1880	18900	21.30	22	0-1	
				1909.3	19193	21.39	22	0-1	
		16-QAM	1 RB	0	1850.7	18607	21.36	22	0-1
					1880	18900	21.22	22	0-1
					1909.3	19193	21.21	22	0-1
	2			1850.7	18607	20.80	22	0-1	
				1880	18900	21.56	22	0-1	
				1909.3	19193	21.20	22	0-1	
	5			1850.7	18607	21.34	22	0-1	
				1880	18900	20.96	22	0-1	
				1909.3	19193	21.34	22	0-1	
	3 RB			0	1850.7	18607	21.16	21	0-2
					1880	18900	21.27	21	0-2
					1909.3	19193	21.38	21	0-2
			2	1850.7	18607	21.05	21	0-2	
				1880	18900	21.27	21	0-2	
				1909.3	19193	21.43	21	0-2	
			3	1850.7	18607	21.01	21	0-2	
				1880	18900	21.19	21	0-2	
				1909.3	19193	21.34	21	0-2	
			6RB	1850.7	18607	20.16	21	0-2	
				1880	18900	20.25	21	0-2	
				1909.3	19193	20.39	21	0-2	

Unless otherwise stated the results shown in this test report refer only to the sample(s) tested and such sample(s) are retained for 90 days only.

除非另有說明，此報告結果僅對測試之樣品負責，同時此樣品僅保留90天。本報告未經本公司書面許可，不可部份複製。

This document is issued by the Company subject to its General Conditions of Service printed overleaf, available on request or accessible at [www.sgs.com/terms\\_and\\_conditions.htm](http://www.sgs.com/terms_and_conditions.htm) and, for electronic format documents, subject to Terms and Conditions for Electronic Documents at [www.sgs.com/terms\\_e-document.htm](http://www.sgs.com/terms_e-document.htm). Attention is drawn to the limitation of liability, indemnification and jurisdiction issues defined therein. Any holder of this document is advised that information contained hereon reflects the Company's findings at the time of its intervention only and within the limits of Client's instructions, if any. The Company's sole responsibility is to its Client and this document does not exonerate parties to a transaction from exercising all their rights and obligations under the transaction documents. This document cannot be reproduced except in full, without prior written approval of the Company. Any unauthorized alteration, forgery or falsification of the content or appearance of this document is unlawful and offenders may be prosecuted to the fullest extent of the law.

FDD Band 2 (Reduced Power)									
BW(Mhz)	Modulation	RB Size	RB Offset	Frequency (MHz)	Channel	Conducted power (dBm)	Target Power + Max. Tolerance	MPR Allowed per 3GPP(dB)	
20	QPSK	1 RB	0	1860	18700	18.82	20	0	
				1880	18900	18.83	20	0	
				1900	19100	18.85	20	0	
			50	1860	18700	18.95	20	0	
				1880	18900	18.92	20	0	
				1900	19100	18.83	20	0	
		99	1860	18700	18.86	20	0		
			1880	18900	18.82	20	0		
			1900	19100	18.99	20	0		
		50 RB	0	1860	18700	18.86	20	0-1	
				1880	18900	18.74	20	0-1	
				1900	19100	18.65	20	0-1	
			25	1860	18700	18.81	20	0-1	
				1880	18900	18.71	20	0-1	
				1900	19100	18.63	20	0-1	
			50	1860	18700	18.78	20	0-1	
				1880	18900	18.71	20	0-1	
				1900	19100	18.71	20	0-1	
			100RB	1860	18700	18.75	20	0-1	
				1880	18900	18.76	20	0-1	
				1900	19100	18.75	20	0-1	
		16-QAM	1 RB	0	1860	18700	18.84	20	0-1
					1880	18900	18.91	20	0-1
					1900	19100	18.81	20	0-1
	50			1860	18700	18.89	20	0-1	
				1880	18900	18.97	20	0-1	
				1900	19100	18.82	20	0-1	
	99			1860	18700	18.87	20	0-1	
				1880	18900	18.80	20	0-1	
				1900	19100	18.98	20	0-1	
	50 RB			0	1860	18700	18.69	20	0-2
					1880	18900	18.68	20	0-2
					1900	19100	18.61	20	0-2
			25	1860	18700	18.81	20	0-2	
				1880	18900	18.70	20	0-2	
				1900	19100	18.69	20	0-2	
			50	1860	18700	18.81	20	0-2	
				1880	18900	18.66	20	0-2	
				1900	19100	18.66	20	0-2	
			100RB	1860	18700	18.82	20	0-2	
				1880	18900	18.71	20	0-2	
				1900	19100	18.70	20	0-2	

Unless otherwise stated the results shown in this test report refer only to the sample(s) tested and such sample(s) are retained for 90 days only.

除非另有說明，此報告結果僅對測試之樣品負責，同時此樣品僅保留90天。本報告未經本公司書面許可，不可部份複製。

This document is issued by the Company subject to its General Conditions of Service printed overleaf, available on request or accessible at [www.sgs.com/terms\\_and\\_conditions.htm](http://www.sgs.com/terms_and_conditions.htm) and, for electronic format documents, subject to Terms and Conditions for Electronic Documents at [www.sgs.com/terms\\_e-document.htm](http://www.sgs.com/terms_e-document.htm). Attention is drawn to the limitation of liability, indemnification and jurisdiction issues defined therein. Any holder of this document is advised that information contained hereon reflects the Company's findings at the time of its intervention only and within the limits of Client's instructions, if any. The Company's sole responsibility is to its Client and this document does not exonerate parties to a transaction from exercising all their rights and obligations under the transaction documents. This document cannot be reproduced except in full, without prior written approval of the Company. Any unauthorized alteration, forgery or falsification of the content or appearance of this document is unlawful and offenders may be prosecuted to the fullest extent of the law.

FDD Band 2 (Reduced Power)											
BW(Mhz)	Modulation	RB Size	RB Offset	Frequency (MHz)	Channel	Conducted power (dBm)	Target Power + Max. Tolerance	MPR Allowed per 3GPP(dB)			
15	QPSK	1 RB	0	1857.5	18675	18.69	20	0			
				1880	18900	18.81	20	0			
				1902.5	19125	18.70	20	0			
			36	1857.5	18675	18.79	20	0			
				1880	18900	18.85	20	0			
				1902.5	19125	18.80	20	0			
			74	1857.5	18675	18.88	20	0			
				1880	18900	18.76	20	0			
				1902.5	19125	18.90	20	0			
		36 RB	0	1857.5	18675	18.65	18675	18.65	20	0-1	
				1880	18900	18.66	18900	18.66	20	0-1	
				1902.5	19125	18.55	19125	18.55	20	0-1	
			18	1857.5	18675	18.70	18675	18.70	20	0-1	
				1880	18900	18.67	18900	18.67	20	0-1	
				1902.5	19125	18.62	19125	18.62	20	0-1	
			37	1857.5	18675	18.68	18675	18.68	20	0-1	
				1880	18900	18.64	18900	18.64	20	0-1	
				1902.5	19125	18.72	19125	18.72	20	0-1	
		75RB	1857.5	18675	18.63	18675	18.63	20	0-1		
			1880	18900	18.58	18900	18.58	20	0-1		
			1902.5	19125	18.56	19125	18.56	20	0-1		
		16-QAM	1 RB	0	1857.5	18675	18.63	18675	18.63	20	0-1
					1880	18900	18.79	18900	18.79	20	0-1
					1902.5	19125	18.60	19125	18.60	20	0-1
	36			1857.5	18675	18.77	18675	18.77	20	0-1	
				1880	18900	18.78	18900	18.78	20	0-1	
				1902.5	19125	18.79	19125	18.79	20	0-1	
	74			1857.5	18675	18.78	18675	18.78	20	0-1	
				1880	18900	18.67	18900	18.67	20	0-1	
				1902.5	19125	18.93	19125	18.93	20	0-1	
	36 RB		0	1857.5	18675	18.64	18675	18.64	20	0-2	
				1880	18900	18.65	18900	18.65	20	0-2	
				1902.5	19125	18.56	19125	18.56	20	0-2	
			18	1857.5	18675	18.73	18675	18.73	20	0-2	
				1880	18900	18.64	18900	18.64	20	0-2	
				1902.5	19125	18.60	19125	18.60	20	0-2	
			37	1857.5	18675	18.70	18675	18.70	20	0-2	
				1880	18900	18.60	18900	18.60	20	0-2	
				1902.5	19125	18.69	19125	18.69	20	0-2	
	75RB		1857.5	18675	18.59	18675	18.59	20	0-2		
			1880	18900	18.59	18900	18.59	20	0-2		
			1902.5	19125	18.50	19125	18.50	20	0-2		

Unless otherwise stated the results shown in this test report refer only to the sample(s) tested and such sample(s) are retained for 90 days only.

除非另有說明，此報告結果僅對測試之樣品負責，同時此樣品僅保留90天。本報告未經本公司書面許可，不可部份複製。

This document is issued by the Company subject to its General Conditions of Service printed overleaf, available on request or accessible at [www.sgs.com/terms\\_and\\_conditions.htm](http://www.sgs.com/terms_and_conditions.htm) and, for electronic format documents, subject to Terms and Conditions for Electronic Documents at [www.sgs.com/terms\\_e-document.htm](http://www.sgs.com/terms_e-document.htm). Attention is drawn to the limitation of liability, indemnification and jurisdiction issues defined therein. Any holder of this document is advised that information contained hereon reflects the Company's findings at the time of its intervention only and within the limits of Client's instructions, if any. The Company's sole responsibility is to its Client and this document does not exonerate parties to a transaction from exercising all their rights and obligations under the transaction documents. This document cannot be reproduced except in full, without prior written approval of the Company. Any unauthorized alteration, forgery or falsification of the content or appearance of this document is unlawful and offenders may be prosecuted to the fullest extent of the law.



FDD Band 2 (Reduced Power)									
BW(Mhz)	Modulation	RB Size	RB Offset	Frequency (MHz)	Channel	Conducted power (dBm)	Target Power + Max. Tolerance	MPR Allowed per 3GPP(dB)	
10	QPSK	1 RB	0	1855	18650	18.67	20	0	
				1880	18900	18.79	20	0	
				1905	19150	18.63	20	0	
			25	1855	18650	18.74	20	0	
				1880	18900	18.77	20	0	
				1905	19150	18.76	20	0	
			49	1855	18650	18.82	20	0	
				1880	18900	18.67	20	0	
				1905	19150	18.87	20	0	
		25 RB	0	1855	18650	18.64	20	0-1	
				1880	18900	18.70	20	0-1	
				1905	19150	18.63	20	0-1	
			12	1855	18650	18.74	20	0-1	
				1880	18900	18.71	20	0-1	
				1905	19150	18.73	20	0-1	
			25	1855	18650	18.76	20	0-1	
				1880	18900	18.65	20	0-1	
				1905	19150	18.69	20	0-1	
		50RB	1855	18650	18.56	20	0-1		
			1880	18900	18.57	20	0-1		
			1905	19150	18.48	20	0-1		
		16-QAM	1 RB	0	1855	18650	18.67	20	0-1
					1880	18900	18.73	20	0-1
					1905	19150	18.67	20	0-1
	25			1855	18650	18.76	20	0-1	
				1880	18900	18.77	20	0-1	
				1905	19150	18.78	20	0-1	
	49			1855	18650	18.72	20	0-1	
				1880	18900	18.75	20	0-1	
				1905	19150	18.82	20	0-1	
	25 RB			0	1855	18650	18.60	20	0-2
					1880	18900	18.71	20	0-2
					1905	19150	18.65	20	0-2
			12	1855	18650	18.67	20	0-2	
				1880	18900	18.67	20	0-2	
				1905	19150	18.70	20	0-2	
			25	1855	18650	18.66	20	0-2	
				1880	18900	18.71	20	0-2	
				1905	19150	18.67	20	0-2	
	50RB		1855	18650	18.49	20	0-2		
			1880	18900	18.56	20	0-2		
			1905	19150	18.46	20	0-2		

Unless otherwise stated the results shown in this test report refer only to the sample(s) tested and such sample(s) are retained for 90 days only.

除非另有說明，此報告結果僅對測試之樣品負責，同時此樣品僅保留90天。本報告未經本公司書面許可，不可部份複製。

This document is issued by the Company subject to its General Conditions of Service printed overleaf, available on request or accessible at [www.sgs.com/terms\\_and\\_conditions.htm](http://www.sgs.com/terms_and_conditions.htm) and, for electronic format documents, subject to Terms and Conditions for Electronic Documents at [www.sgs.com/terms\\_e-document.htm](http://www.sgs.com/terms_e-document.htm). Attention is drawn to the limitation of liability, indemnification and jurisdiction issues defined therein. Any holder of this document is advised that information contained hereon reflects the Company's findings at the time of its intervention only and within the limits of Client's instructions, if any. The Company's sole responsibility is to its Client and this document does not exonerate parties to a transaction from exercising all their rights and obligations under the transaction documents. This document cannot be reproduced except in full, without prior written approval of the Company. Any unauthorized alteration, forgery or falsification of the content or appearance of this document is unlawful and offenders may be prosecuted to the fullest extent of the law.

FDD Band 2 (Reduced Power)									
BW(Mhz)	Modulation	RB Size	RB Offset	Frequency (MHz)	Channel	Conducted power (dBm)	Target Power + Max. Tolerance	MPR Allowed per 3GPP(dB)	
5	QPSK	1 RB	0	1852.5	18625	18.60	20	0	
				1880	18900	18.82	20	0	
				1907.5	19175	18.79	20	0	
			12	1852.5	18625	18.73	20	0	
				1880	18900	18.78	20	0	
				1907.5	19175	18.76	20	0	
		24	1852.5	18625	18.68	20	0		
			1880	18900	18.77	20	0		
			1907.5	19175	18.92	20	0		
		12 RB	0	1852.5	18625	18.61	20	0-1	
				1880	18900	18.85	20	0-1	
				1907.5	19175	18.70	20	0-1	
			6	1852.5	18625	18.70	20	0-1	
				1880	18900	18.79	20	0-1	
				1907.5	19175	18.73	20	0-1	
			13	1852.5	18625	18.78	20	0-1	
				1880	18900	18.81	20	0-1	
				1907.5	19175	18.84	20	0-1	
			25RB	1852.5	18625	18.61	20	0-1	
				1880	18900	18.68	20	0-1	
				1907.5	19175	18.72	20	0-1	
		16-QAM	1 RB	0	1852.5	18625	18.66	20	0-1
					1880	18900	18.77	20	0-1
					1907.5	19175	18.79	20	0-1
	12			1852.5	18625	18.73	20	0-1	
				1880	18900	18.82	20	0-1	
				1907.5	19175	18.79	20	0-1	
	24			1852.5	18625	18.72	20	0-1	
				1880	18900	18.75	20	0-1	
				1907.5	19175	18.86	20	0-1	
	12 RB		0	1852.5	18625	18.70	20	0-2	
				1880	18900	18.81	20	0-2	
				1907.5	19175	18.74	20	0-2	
			6	1852.5	18625	18.77	20	0-2	
				1880	18900	18.77	20	0-2	
				1907.5	19175	18.81	20	0-2	
			13	1852.5	18625	18.76	20	0-2	
				1880	18900	18.81	20	0-2	
				1907.5	19175	18.83	20	0-2	
	25RB		1852.5	18625	18.65	20	0-2		
			1880	18900	18.65	20	0-2		
			1907.5	19175	18.69	20	0-2		

Unless otherwise stated the results shown in this test report refer only to the sample(s) tested and such sample(s) are retained for 90 days only.

除非另有說明，此報告結果僅對測試之樣品負責，同時此樣品僅保留90天。本報告未經本公司書面許可，不可部份複製。

This document is issued by the Company subject to its General Conditions of Service printed overleaf, available on request or accessible at [www.sgs.com/terms\\_and\\_conditions.htm](http://www.sgs.com/terms_and_conditions.htm) and, for electronic format documents, subject to Terms and Conditions for Electronic Documents at [www.sgs.com/terms\\_e-document.htm](http://www.sgs.com/terms_e-document.htm). Attention is drawn to the limitation of liability, indemnification and jurisdiction issues defined therein. Any holder of this document is advised that information contained hereon reflects the Company's findings at the time of its intervention only and within the limits of Client's instructions, if any. The Company's sole responsibility is to its Client and this document does not exonerate parties to a transaction from exercising all their rights and obligations under the transaction documents. This document cannot be reproduced except in full, without prior written approval of the Company. Any unauthorized alteration, forgery or falsification of the content or appearance of this document is unlawful and offenders may be prosecuted to the fullest extent of the law.

FDD Band 2 (Reduced Power)										
BW(Mhz)	Modulation	RB Size	RB Offset	Frequency (MHz)	Channel	Conducted power (dBm)	Target Power + Max. Tolerance	MPR Allowed per 3GPP(dB)		
3	QPSK	1 RB	0	1851.5	18615	18.64	20	0		
				1880	18900	18.76	20	0		
				1908.5	19185	18.78	20	0		
			7	1851.5	18615	18.68	20	0		
				1880	18900	18.75	20	0		
				1908.5	19185	18.81	20	0		
		14	1851.5	18615	18.75	20	0			
			1880	18900	18.75	20	0			
			1908.5	19185	18.92	20	0			
		8 RB	0	1851.5	18615	18.70	20	0	0-1	
				1880	18900	18.80	20	0	0-1	
				1908.5	19185	18.78	20	0	0-1	
			4	1851.5	18615	18.71	20	0	0-1	
				1880	18900	18.78	20	0	0-1	
				1908.5	19185	18.80	20	0	0-1	
			7	1851.5	18615	18.70	20	0	0-1	
				1880	18900	18.77	20	0	0-1	
				1908.5	19185	18.86	20	0	0-1	
		15RB	1851.5	18615	18.71	20	0	0-1		
			1880	18900	18.81	20	0	0-1		
			1908.5	19185	18.83	20	0	0-1		
		16-QAM	1 RB	0	1851.5	18615	18.65	20	0	0-1
					1880	18900	18.77	20	0	0-1
					1908.5	19185	18.80	20	0	0-1
	7			1851.5	18615	18.77	20	0	0-1	
				1880	18900	18.80	20	0	0-1	
				1908.5	19185	18.81	20	0	0-1	
	14			1851.5	18615	18.71	20	0	0-1	
				1880	18900	18.76	20	0	0-1	
				1908.5	19185	18.86	20	0	0-1	
	8 RB		0	1851.5	18615	18.60	20	0	0-2	
				1880	18900	18.66	20	0	0-2	
				1908.5	19185	18.71	20	0	0-2	
			4	1851.5	18615	18.61	20	0	0-2	
				1880	18900	18.69	20	0	0-2	
				1908.5	19185	18.74	20	0	0-2	
			7	1851.5	18615	18.60	20	0	0-2	
				1880	18900	18.74	20	0	0-2	
				1908.5	19185	18.83	20	0	0-2	
	15RB		1851.5	18615	18.69	20	0	0-2		
			1880	18900	18.80	20	0	0-2		
			1908.5	19185	18.84	20	0	0-2		

Unless otherwise stated the results shown in this test report refer only to the sample(s) tested and such sample(s) are retained for 90 days only.

除非另有說明，此報告結果僅對測試之樣品負責，同時此樣品僅保留90天。本報告未經本公司書面許可，不可部份複製。

This document is issued by the Company subject to its General Conditions of Service printed overleaf, available on request or accessible at [www.sgs.com/terms\\_and\\_conditions.htm](http://www.sgs.com/terms_and_conditions.htm) and, for electronic format documents, subject to Terms and Conditions for Electronic Documents at [www.sgs.com/terms\\_e-document.htm](http://www.sgs.com/terms_e-document.htm). Attention is drawn to the limitation of liability, indemnification and jurisdiction issues defined therein. Any holder of this document is advised that information contained hereon reflects the Company's findings at the time of its intervention only and within the limits of Client's instructions, if any. The Company's sole responsibility is to its Client and this document does not exonerate parties to a transaction from exercising all their rights and obligations under the transaction documents. This document cannot be reproduced except in full, without prior written approval of the Company. Any unauthorized alteration, forgery or falsification of the content or appearance of this document is unlawful and offenders may be prosecuted to the fullest extent of the law.

FDD Band 2 (Reduced Power)									
BW(Mhz)	Modulation	RB Size	RB Offset	Frequency (MHz)	Channel	Conducted power (dBm)	Target Power + Max. Tolerance	MPR Allowed per 3GPP(dB)	
1.4	QPSK	1 RB	0	1850.7	18607	18.72	20	0	
				1880	18900	18.80	20	0	
				1909.3	19193	18.87	20	0	
			2	1850.7	18607	18.73	20	0	
				1880	18900	18.81	20	0	
				1909.3	19193	18.87	20	0	
		5	1850.7	18607	18.69	20	0		
			1880	18900	18.78	20	0		
			1909.3	19193	18.92	20	0		
		3 RB	0	1850.7	18607	18.70	20	0-1	
				1880	18900	18.79	20	0-1	
				1909.3	19193	18.95	20	0-1	
			2	1850.7	18607	18.72	20	0-1	
				1880	18900	18.84	20	0-1	
				1909.3	19193	18.89	20	0-1	
			3	1850.7	18607	18.65	20	0-1	
				1880	18900	18.78	20	0-1	
				1909.3	19193	18.89	20	0-1	
			6RB	1850.7	18607	18.69	20	0-1	
				1880	18900	18.82	20	0-1	
				1909.3	19193	18.89	20	0-1	
		16-QAM	1 RB	0	1850.7	18607	18.65	20	0-1
					1880	18900	18.73	20	0-1
					1909.3	19193	18.83	20	0-1
	2			1850.7	18607	18.69	20	0-1	
				1880	18900	18.72	20	0-1	
				1909.3	19193	18.90	20	0-1	
	5			1850.7	18607	18.73	20	0-1	
				1880	18900	18.70	20	0-1	
				1909.3	19193	18.87	20	0-1	
	3 RB			0	1850.7	18607	18.65	20	0-2
					1880	18900	18.79	20	0-2
					1909.3	19193	18.86	20	0-2
			2	1850.7	18607	18.66	20	0-2	
				1880	18900	18.81	20	0-2	
				1909.3	19193	18.88	20	0-2	
	3		1850.7	18607	18.72	20	0-2		
			1880	18900	18.86	20	0-2		
			1909.3	19193	18.95	20	0-2		
	6RB		1850.7	18607	18.74	20	0-2		
			1880	18900	18.79	20	0-2		
			1909.3	19193	18.90	20	0-2		

Unless otherwise stated the results shown in this test report refer only to the sample(s) tested and such sample(s) are retained for 90 days only.

除非另有說明，此報告結果僅對測試之樣品負責，同時此樣品僅保留90天。本報告未經本公司書面許可，不可部份複製。

This document is issued by the Company subject to its General Conditions of Service printed overleaf, available on request or accessible at [www.sgs.com/terms\\_and\\_conditions.htm](http://www.sgs.com/terms_and_conditions.htm) and, for electronic format documents, subject to Terms and Conditions for Electronic Documents at [www.sgs.com/terms\\_e-document.htm](http://www.sgs.com/terms_e-document.htm). Attention is drawn to the limitation of liability, indemnification and jurisdiction issues defined therein. Any holder of this document is advised that information contained hereon reflects the Company's findings at the time of its intervention only and within the limits of Client's instructions, if any. The Company's sole responsibility is to its Client and this document does not exonerate parties to a transaction from exercising all their rights and obligations under the transaction documents. This document cannot be reproduced except in full, without prior written approval of the Company. Any unauthorized alteration, forgery or falsification of the content or appearance of this document is unlawful and offenders may be prosecuted to the fullest extent of the law.

FDD Band 4 (Full Power)									
BW(Mhz)	Modulation	RB Size	RB Offset	Frequency (MHz)	Channel	Conducted power (dBm)	Target Power + Max. Tolerance	MPR Allowed per 3GPP(dB)	
20	QPSK	1 RB	0	1720	20050	21.83	22.5	0	
				1732.5	20175	22.08	22.5	0	
				1745	20300	21.90	22.5	0	
			50	0	1720	20050	22.17	22.5	0
					1732.5	20175	22.12	22.5	0
					1745	20300	22.04	22.5	0
			99	0	1720	20050	21.88	22.5	0
					1732.5	20175	22.04	22.5	0
					1745	20300	22.49	22.5	0
		50 RB	0	0	1720	20050	20.91	22	0-1
					1732.5	20175	21.01	22	0-1
					1745	20300	21.26	22	0-1
			25	0	1720	20050	20.96	22	0-1
					1732.5	20175	20.88	22	0-1
					1745	20300	21.10	22	0-1
			50	0	1720	20050	20.85	22	0-1
					1732.5	20175	20.95	22	0-1
					1745	20300	20.97	22	0-1
		100RB	0	1720	20050	20.98	22	0-1	
				1732.5	20175	20.96	22	0-1	
				1745	20300	21.12	22	0-1	
		16-QAM	1 RB	0	1720	20050	21.19	22	0-1
					1732.5	20175	21.45	22	0-1
					1745	20300	21.39	22	0-1
	50			0	1720	20050	21.43	22	0-1
					1732.5	20175	21.16	22	0-1
					1745	20300	21.44	22	0-1
	99			0	1720	20050	21.30	22	0-1
					1732.5	20175	21.14	22	0-1
					1745	20300	21.98	22	0-1
	50 RB		0	0	1720	20050	19.86	21	0-2
					1732.5	20175	20.01	21	0-2
					1745	20300	20.24	21	0-2
			25	0	1720	20050	19.82	21	0-2
					1732.5	20175	19.94	21	0-2
					1745	20300	20.06	21	0-2
			50	0	1720	20050	19.89	21	0-2
					1732.5	20175	19.95	21	0-2
					1745	20300	19.90	21	0-2
	100RB		0	1720	20050	19.87	21	0-2	
				1732.5	20175	19.94	21	0-2	
				1745	20300	20.04	21	0-2	

Unless otherwise stated the results shown in this test report refer only to the sample(s) tested and such sample(s) are retained for 90 days only.

除非另有說明，此報告結果僅對測試之樣品負責，同時此樣品僅保留90天。本報告未經本公司書面許可，不可部份複製。

This document is issued by the Company subject to its General Conditions of Service printed overleaf, available on request or accessible at [www.sgs.com/terms\\_and\\_conditions.htm](http://www.sgs.com/terms_and_conditions.htm) and, for electronic format documents, subject to Terms and Conditions for Electronic Documents at [www.sgs.com/terms\\_e-document.htm](http://www.sgs.com/terms_e-document.htm). Attention is drawn to the limitation of liability, indemnification and jurisdiction issues defined therein. Any holder of this document is advised that information contained hereon reflects the Company's findings at the time of its intervention only and within the limits of Client's instructions, if any. The Company's sole responsibility is to its Client and this document does not exonerate parties to a transaction from exercising all their rights and obligations under the transaction documents. This document cannot be reproduced except in full, without prior written approval of the Company. Any unauthorized alteration, forgery or falsification of the content or appearance of this document is unlawful and offenders may be prosecuted to the fullest extent of the law.

FDD Band 4 (Full Power)									
BW(Mhz)	Modulation	RB Size	RB Offset	Frequency (MHz)	Channel	Conducted power (dBm)	Target Power + Max. Tolerance	MPR Allowed per 3GPP(dB)	
15	QPSK	1 RB	0	1717.5	20025	22.22	22.5	0	
				1732.5	20175	22.18	22.5	0	
				1747.5	20325	22.06	22.5	0	
			36	1717.5	20025	22.11	22.5	0	
					1732.5	20175	22.14	22.5	0
					1747.5	20325	22.21	22.5	0
				74	1717.5	20025	22.09	22.5	0
					1732.5	20175	22.22	22.5	0
					1747.5	20325	21.94	22.5	0
		36 RB	0	1717.5	20025	21.03	22	0-1	
				1732.5	20175	21.03	22	0-1	
				1747.5	20325	21.16	22	0-1	
			18	1717.5	20025	20.96	22	0-1	
					1732.5	20175	20.98	22	0-1
					1747.5	20325	21.04	22	0-1
				37	1717.5	20025	20.98	22	0-1
					1732.5	20175	21.09	22	0-1
					1747.5	20325	20.99	22	0-1
		75RB	1717.5	20025	20.90	22	0-1		
			1732.5	20175	20.87	22	0-1		
			1747.5	20325	20.84	22	0-1		
		16-QAM	1 RB	0	1717.5	20025	21.48	22	0-1
					1732.5	20175	21.44	22	0-1
					1747.5	20325	21.29	22	0-1
	36			1717.5	20025	21.17	22	0-1	
					1732.5	20175	21.07	22	0-1
					1747.5	20325	21.42	22	0-1
				74	1717.5	20025	20.88	22	0-1
					1732.5	20175	21.40	22	0-1
					1747.5	20325	21.85	22	0-1
	36 RB			0	1717.5	20025	19.89	21	0-2
					1732.5	20175	20.01	21	0-2
					1747.5	20325	20.11	21	0-2
			18	1717.5	20025	19.96	21	0-2	
					1732.5	20175	19.96	21	0-2
					1747.5	20325	19.94	21	0-2
				37	1717.5	20025	19.98	21	0-2
					1732.5	20175	20.04	21	0-2
					1747.5	20325	20.01	21	0-2
	75RB		1717.5	20025	19.81	21	0-2		
			1732.5	20175	19.84	21	0-2		
			1747.5	20325	19.92	21	0-2		

Unless otherwise stated the results shown in this test report refer only to the sample(s) tested and such sample(s) are retained for 90 days only.

除非另有說明，此報告結果僅對測試之樣品負責，同時此樣品僅保留90天。本報告未經本公司書面許可，不可部份複製。

This document is issued by the Company subject to its General Conditions of Service printed overleaf, available on request or accessible at [www.sgs.com/terms\\_and\\_conditions.htm](http://www.sgs.com/terms_and_conditions.htm) and, for electronic format documents, subject to Terms and Conditions for Electronic Documents at [www.sgs.com/terms\\_e-document.htm](http://www.sgs.com/terms_e-document.htm). Attention is drawn to the limitation of liability, indemnification and jurisdiction issues defined therein. Any holder of this document is advised that information contained hereon reflects the Company's findings at the time of its intervention only and within the limits of Client's instructions, if any. The Company's sole responsibility is to its Client and this document does not exonerate parties to a transaction from exercising all their rights and obligations under the transaction documents. This document cannot be reproduced except in full, without prior written approval of the Company. Any unauthorized alteration, forgery or falsification of the content or appearance of this document is unlawful and offenders may be prosecuted to the fullest extent of the law.

FDD Band 4 (Full Power)											
BW(Mhz)	Modulation	RB Size	RB Offset	Frequency (MHz)	Channel	Conducted power (dBm)	Target Power + Max. Tolerance	MPR Allowed per 3GPP(dB)			
10	QPSK	1 RB	0	1715	20000	22.01	22.5	0			
				1732.5	20175	22.17	22.5	0			
				1750	20350	22.21	22.5	0			
			25	49	1715	20000	22.09	22.5	0		
					1732.5	20175	22.26	22.5	0		
					1750	20350	22.15	22.5	0		
			25 RB	0	12	1715	20000	21.18	22	0-1	
						1732.5	20175	21.19	22	0-1	
						1750	20350	21.18	22	0-1	
		25		50RB	0	1715	20000	21.04	22	0-1	
						1732.5	20175	21.07	22	0-1	
						1750	20350	21.17	22	0-1	
		50RB		0	12	1715	20000	21.00	22	0-1	
						1732.5	20175	21.14	22	0-1	
						1750	20350	21.17	22	0-1	
			25	0	12	1715	20000	20.95	22	0-1	
						1732.5	20175	20.96	22	0-1	
						1750	20350	21.10	22	0-1	
			16-QAM	1 RB	0	1715	20000	20.93	22	0-1	
						1732.5	20175	20.88	22	0-1	
						1750	20350	21.02	22	0-1	
		25			49	0	1715	20000	21.28	22	0-1
							1732.5	20175	20.64	22	0-1
							1750	20350	21.16	22	0-1
	25 RB	0			12	1715	20000	21.16	22	0-1	
						1732.5	20175	21.42	22	0-1	
						1750	20350	21.44	22	0-1	
		25			0	12	1715	20000	20.01	21	0-2
							1732.5	20175	19.99	21	0-2
							1750	20350	20.01	21	0-2
		50RB		0	12	1715	20000	19.96	21	0-2	
						1732.5	20175	20.07	21	0-2	
						1750	20350	20.06	21	0-2	
		25		0	12	1715	20000	19.98	21	0-2	
						1732.5	20175	20.08	21	0-2	
						1750	20350	20.08	21	0-2	
	50RB	0		12	1715	20000	19.92	21	0-2		
					1732.5	20175	19.88	21	0-2		
					1750	20350	20.06	21	0-2		

Unless otherwise stated the results shown in this test report refer only to the sample(s) tested and such sample(s) are retained for 90 days only.

除非另有說明，此報告結果僅對測試之樣品負責，同時此樣品僅保留90天。本報告未經本公司書面許可，不可部份複製。

This document is issued by the Company subject to its General Conditions of Service printed overleaf, available on request or accessible at [www.sgs.com/terms\\_and\\_conditions.htm](http://www.sgs.com/terms_and_conditions.htm) and, for electronic format documents, subject to Terms and Conditions for Electronic Documents at [www.sgs.com/terms\\_e-document.htm](http://www.sgs.com/terms_e-document.htm). Attention is drawn to the limitation of liability, indemnification and jurisdiction issues defined therein. Any holder of this document is advised that information contained hereon reflects the Company's findings at the time of its intervention only and within the limits of Client's instructions, if any. The Company's sole responsibility is to its Client and this document does not exonerate parties to a transaction from exercising all their rights and obligations under the transaction documents. This document cannot be reproduced except in full, without prior written approval of the Company. Any unauthorized alteration, forgery or falsification of the content or appearance of this document is unlawful and offenders may be prosecuted to the fullest extent of the law.

FDD Band 4 (Full Power)									
BW(Mhz)	Modulation	RB Size	RB Offset	Frequency (MHz)	Channel	Conducted power (dBm)	Target Power + Max. Tolerance	MPR Allowed per 3GPP(dB)	
5	QPSK	1 RB	0	1712.5	19975	22.01	22.5	0	
				1732.5	20175	22.15	22.5	0	
				1752.5	20375	22.10	22.5	0	
			12	1712.5	19975	22.03	22.5	0	
				1732.5	20175	22.15	22.5	0	
				1752.5	20375	21.93	22.5	0	
		24	1712.5	19975	22.30	22.5	0		
			1732.5	20175	22.24	22.5	0		
			1752.5	20375	22.23	22.5	0		
		12 RB	0	1712.5	19975	21.26	22	0-1	
				1732.5	20175	21.23	22	0-1	
				1752.5	20375	21.36	22	0-1	
			6	1712.5	19975	20.98	22	0-1	
				1732.5	20175	21.22	22	0-1	
				1752.5	20375	21.04	22	0-1	
			13	1712.5	19975	20.99	22	0-1	
				1732.5	20175	21.07	22	0-1	
				1752.5	20375	21.47	22	0-1	
			25RB	1712.5	19975	21.22	22	0-1	
				1732.5	20175	21.11	22	0-1	
				1752.5	20375	20.86	22	0-1	
		16-QAM	1 RB	0	1712.5	19975	20.98	22	0-1
					1732.5	20175	21.07	22	0-1
					1752.5	20375	20.88	22	0-1
	12			1712.5	19975	20.98	22	0-1	
				1732.5	20175	21.30	22	0-1	
				1752.5	20375	21.37	22	0-1	
	24		1712.5	19975	21.18	22	0-1		
			1732.5	20175	20.93	22	0-1		
			1752.5	20375	21.03	22	0-1		
	12 RB		0	1712.5	19975	20.22	21	0-2	
				1732.5	20175	20.17	21	0-2	
				1752.5	20375	20.27	21	0-2	
			6	1712.5	19975	20.27	21	0-2	
				1732.5	20175	20.18	21	0-2	
				1752.5	20375	19.94	21	0-2	
			13	1712.5	19975	20.22	21	0-2	
				1732.5	20175	20.01	21	0-2	
				1752.5	20375	19.82	21	0-2	
	25RB		1712.5	19975	20.12	21	0-2		
			1732.5	20175	20.16	21	0-2		
			1752.5	20375	20.27	21	0-2		

Unless otherwise stated the results shown in this test report refer only to the sample(s) tested and such sample(s) are retained for 90 days only.

除非另有說明，此報告結果僅對測試之樣品負責，同時此樣品僅保留90天。本報告未經本公司書面許可，不可部份複製。

This document is issued by the Company subject to its General Conditions of Service printed overleaf, available on request or accessible at [www.sgs.com/terms\\_and\\_conditions.htm](http://www.sgs.com/terms_and_conditions.htm) and, for electronic format documents, subject to Terms and Conditions for Electronic Documents at [www.sgs.com/terms\\_e-document.htm](http://www.sgs.com/terms_e-document.htm). Attention is drawn to the limitation of liability, indemnification and jurisdiction issues defined therein. Any holder of this document is advised that information contained hereon reflects the Company's findings at the time of its intervention only and within the limits of Client's instructions, if any. The Company's sole responsibility is to its Client and this document does not exonerate parties to a transaction from exercising all their rights and obligations under the transaction documents. This document cannot be reproduced except in full, without prior written approval of the Company. Any unauthorized alteration, forgery or falsification of the content or appearance of this document is unlawful and offenders may be prosecuted to the fullest extent of the law.



FDD Band 4 (Full Power)									
BW(Mhz)	Modulation	RB Size	RB Offset	Frequency (MHz)	Channel	Conducted power (dBm)	Target Power + Max. Tolerance	MPR Allowed per 3GPP(dB)	
3	QPSK	1 RB	0	1711.5	19965	22.03	22.5	0	
				1732.5	20175	22.12	22.5	0	
				1753.5	20385	21.82	22.5	0	
			7	1711.5	19965	21.86	22.5	0	
				1732.5	20175	22.17	22.5	0	
				1753.5	20385	21.93	22.5	0	
		14	1711.5	19965	22.24	22.5	0		
			1732.5	20175	22.27	22.5	0		
			1753.5	20385	22.34	22.5	0		
		8 RB	0	1711.5	19965	21.20	22	0-1	
				1732.5	20175	21.27	22	0-1	
				1753.5	20385	21.08	22	0-1	
			4	1711.5	19965	21.33	22	0-1	
				1732.5	20175	21.23	22	0-1	
				1753.5	20385	21.17	22	0-1	
			7	1711.5	19965	21.29	22	0-1	
				1732.5	20175	21.19	22	0-1	
				1753.5	20385	21.07	22	0-1	
		15RB	1711.5	19965	21.22	22	0-1		
			1732.5	20175	21.20	22	0-1		
			1753.5	20385	21.56	22	0-1		
		16-QAM	1 RB	0	1711.5	19965	21.24	22	0-1
					1732.5	20175	21.05	22	0-1
					1753.5	20385	21.19	22	0-1
	7			1711.5	19965	20.98	22	0-1	
				1732.5	20175	21.08	22	0-1	
				1753.5	20385	21.06	22	0-1	
	14			1711.5	19965	21.29	22	0-1	
				1732.5	20175	21.04	22	0-1	
				1753.5	20385	21.59	22	0-1	
	8 RB		0	1711.5	19965	20.11	21	0-2	
				1732.5	20175	20.17	21	0-2	
				1753.5	20385	20.05	21	0-2	
			4	1711.5	19965	19.84	21	0-2	
				1732.5	20175	20.04	21	0-2	
				1753.5	20385	20.13	21	0-2	
7			1711.5	19965	19.81	21	0-2		
			1732.5	20175	20.26	21	0-2		
			1753.5	20385	20.02	21	0-2		
15RB	1711.5		19965	20.16	21	0-2			
	1732.5		20175	20.20	21	0-2			
	1753.5		20385	20.02	21	0-2			

Unless otherwise stated the results shown in this test report refer only to the sample(s) tested and such sample(s) are retained for 90 days only.

除非另有說明，此報告結果僅對測試之樣品負責，同時此樣品僅保留90天。本報告未經本公司書面許可，不可部份複製。

This document is issued by the Company subject to its General Conditions of Service printed overleaf, available on request or accessible at [www.sgs.com/terms\\_and\\_conditions.htm](http://www.sgs.com/terms_and_conditions.htm) and, for electronic format documents, subject to Terms and Conditions for Electronic Documents at [www.sgs.com/terms\\_e-document.htm](http://www.sgs.com/terms_e-document.htm). Attention is drawn to the limitation of liability, indemnification and jurisdiction issues defined therein. Any holder of this document is advised that information contained hereon reflects the Company's findings at the time of its intervention only and within the limits of Client's instructions, if any. The Company's sole responsibility is to its Client and this document does not exonerate parties to a transaction from exercising all their rights and obligations under the transaction documents. This document cannot be reproduced except in full, without prior written approval of the Company. Any unauthorized alteration, forgery or falsification of the content or appearance of this document is unlawful and offenders may be prosecuted to the fullest extent of the law.

FDD Band 4 (Full Power)									
BW(Mhz)	Modulation	RB Size	RB Offset	Frequency (MHz)	Channel	Conducted power (dBm)	Target Power + Max. Tolerance	MPR Allowed per 3GPP(dB)	
1.4	QPSK	1 RB	0	1710.7	19957	22.06	22.5	0	
				1732.5	20175	22.04	22.5	0	
				1754.3	20393	21.99	22.5	0	
			2	1710.7	19957	22.03	22.5	0	
				1732.5	20175	21.97	22.5	0	
				1754.3	20393	22.43	22.5	0	
		5	1710.7	19957	22.07	22.5	0		
			1732.5	20175	22.36	22.5	0		
			1754.3	20393	22.43	22.5	0		
		3 RB	0	1710.7	19957	20.66	22	0-1	
				1732.5	20175	20.89	22	0-1	
				1754.3	20393	21.00	22	0-1	
			2	1710.7	19957	20.58	22	0-1	
				1732.5	20175	20.42	22	0-1	
				1754.3	20393	21.00	22	0-1	
			3	1710.7	19957	20.60	22	0-1	
				1732.5	20175	20.83	22	0-1	
				1754.3	20393	20.98	22	0-1	
		6RB	1710.7	19957	19.65	22	0-1		
			1732.5	20175	20.00	22	0-1		
			1754.3	20393	19.49	22	0-1		
		16-QAM	1 RB	0	1710.7	19957	20.40	22	0-1
					1732.5	20175	20.65	22	0-1
					1754.3	20393	20.91	22	0-1
	2			1710.7	19957	20.51	22	0-1	
				1732.5	20175	20.91	22	0-1	
				1754.3	20393	20.54	22	0-1	
	5			1710.7	19957	20.35	22	0-1	
				1732.5	20175	20.52	22	0-1	
				1754.3	20393	20.74	22	0-1	
	3 RB		0	1710.7	19957	20.52	21	0-2	
				1732.5	20175	20.66	21	0-2	
				1754.3	20393	21.00	21	0-2	
			2	1710.7	19957	20.72	21	0-2	
				1732.5	20175	20.90	21	0-2	
				1754.3	20393	20.42	21	0-2	
	3		1710.7	19957	20.72	21	0-2		
			1732.5	20175	20.92	21	0-2		
			1754.3	20393	21.00	21	0-2		
	6RB		1710.7	19957	19.71	21	0-2		
			1732.5	20175	19.68	21	0-2		
			1754.3	20393	20.17	21	0-2		

Unless otherwise stated the results shown in this test report refer only to the sample(s) tested and such sample(s) are retained for 90 days only.

除非另有說明，此報告結果僅對測試之樣品負責，同時此樣品僅保留90天。本報告未經本公司書面許可，不可部份複製。

This document is issued by the Company subject to its General Conditions of Service printed overleaf, available on request or accessible at [www.sgs.com/terms\\_and\\_conditions.htm](http://www.sgs.com/terms_and_conditions.htm) and, for electronic format documents, subject to Terms and Conditions for Electronic Documents at [www.sgs.com/terms\\_e-document.htm](http://www.sgs.com/terms_e-document.htm). Attention is drawn to the limitation of liability, indemnification and jurisdiction issues defined therein. Any holder of this document is advised that information contained hereon reflects the Company's findings at the time of its intervention only and within the limits of Client's instructions, if any. The Company's sole responsibility is to its Client and this document does not exonerate parties to a transaction from exercising all their rights and obligations under the transaction documents. This document cannot be reproduced except in full, without prior written approval of the Company. Any unauthorized alteration, forgery or falsification of the content or appearance of this document is unlawful and offenders may be prosecuted to the fullest extent of the law.

FDD Band 4 (Reduced Power)									
BW(Mhz)	Modulation	RB Size	RB Offset	Frequency (MHz)	Channel	Conducted power (dBm)	Target Power + Max. Tolerance	MPR Allowed per 3GPP(dB)	
20	QPSK	1 RB	0	1720	20050	19.57	20	0	
				1732.5	20175	19.68	20	0	
				1745	20300	19.81	20	0	
			50	1720	20050	19.69	20	0	
				1732.5	20175	19.88	20	0	
				1745	20300	19.76	20	0	
			99	1720	20050	19.78	20	0	
				1732.5	20175	19.86	20	0	
				1745	20300	19.89	20	0	
		50 RB	0	1720	20050	19.59	20	0-1	
				1732.5	20175	19.57	20	0-1	
				1745	20300	19.68	20	0-1	
			25	1720	20050	19.55	20	0-1	
				1732.5	20175	19.58	20	0-1	
				1745	20300	19.54	20	0-1	
			50	1720	20050	19.56	20	0-1	
				1732.5	20175	19.63	20	0-1	
				1745	20300	19.62	20	0-1	
			100RB	1720	20050	19.57	20	0-1	
				1732.5	20175	19.66	20	0-1	
				1745	20300	19.69	20	0-1	
		16-QAM	1 RB	0	1720	20050	19.59	20	0-1
					1732.5	20175	19.60	20	0-1
					1745	20300	19.48	20	0-1
	50			1720	20050	19.73	20	0-1	
				1732.5	20175	19.41	20	0-1	
				1745	20300	19.19	20	0-1	
	99			1720	20050	19.16	20	0-1	
				1732.5	20175	19.37	20	0-1	
				1745	20300	19.72	20	0-1	
	50 RB		0	1720	20050	19.19	20	0-2	
				1732.5	20175	19.20	20	0-2	
				1745	20300	19.52	20	0-2	
			25	1720	20050	19.19	20	0-2	
				1732.5	20175	19.27	20	0-2	
				1745	20300	19.24	20	0-2	
			50	1720	20050	19.19	20	0-2	
				1732.5	20175	19.34	20	0-2	
				1745	20300	19.20	20	0-2	
	100RB		1720	20050	19.30	20	0-2		
			1732.5	20175	19.26	20	0-2		
			1745	20300	19.30	20	0-2		

Unless otherwise stated the results shown in this test report refer only to the sample(s) tested and such sample(s) are retained for 90 days only.

除非另有說明，此報告結果僅對測試之樣品負責，同時此樣品僅保留90天。本報告未經本公司書面許可，不可部份複製。

This document is issued by the Company subject to its General Conditions of Service printed overleaf, available on request or accessible at [www.sgs.com/terms\\_and\\_conditions.htm](http://www.sgs.com/terms_and_conditions.htm) and, for electronic format documents, subject to Terms and Conditions for Electronic Documents at [www.sgs.com/terms\\_e-document.htm](http://www.sgs.com/terms_e-document.htm). Attention is drawn to the limitation of liability, indemnification and jurisdiction issues defined therein. Any holder of this document is advised that information contained hereon reflects the Company's findings at the time of its intervention only and within the limits of Client's instructions, if any. The Company's sole responsibility is to its Client and this document does not exonerate parties to a transaction from exercising all their rights and obligations under the transaction documents. This document cannot be reproduced except in full, without prior written approval of the Company. Any unauthorized alteration, forgery or falsification of the content or appearance of this document is unlawful and offenders may be prosecuted to the fullest extent of the law.

FDD Band 4 (Reduced Power)									
BW(Mhz)	Modulation	RB Size	RB Offset	Frequency (MHz)	Channel	Conducted power (dBm)	Target Power + Max. Tolerance	MPR Allowed per 3GPP(dB)	
15	QPSK	1 RB	0	1717.5	20025	19.30	20	0	
				1732.5	20175	19.43	20	0	
				1747.5	20325	19.42	20	0	
			36	1717.5	20025	19.47	20	0	
				1732.5	20175	19.46	20	0	
				1747.5	20325	19.46	20	0	
		74	1717.5	20025	19.35	20	0		
			1732.5	20175	19.56	20	0		
			1747.5	20325	19.62	20	0		
		36 RB	0	1717.5	20025	19.20	20	0-1	
				1732.5	20175	19.23	20	0-1	
				1747.5	20325	19.33	20	0-1	
			18	1717.5	20025	19.14	20	0-1	
				1732.5	20175	19.25	20	0-1	
				1747.5	20325	19.31	20	0-1	
			37	1717.5	20025	19.27	20	0-1	
				1732.5	20175	19.38	20	0-1	
				1747.5	20325	19.27	20	0-1	
		75RB	1717.5	20025	19.05	20	0-1		
			1732.5	20175	19.22	20	0-1		
			1747.5	20325	19.23	20	0-1		
		16-QAM	1 RB	0	1717.5	20025	18.78	20	0-1
					1732.5	20175	19.28	20	0-1
					1747.5	20325	19.28	20	0-1
	36			1717.5	20025	19.02	20	0-1	
				1732.5	20175	19.40	20	0-1	
				1747.5	20325	19.54	20	0-1	
	74		1717.5	20025	19.12	20	0-1		
			1732.5	20175	19.55	20	0-1		
			1747.5	20325	19.47	20	0-1		
	36 RB		0	1717.5	20025	19.12	20	0-2	
				1732.5	20175	19.09	20	0-2	
				1747.5	20325	19.17	20	0-2	
			18	1717.5	20025	19.04	20	0-2	
				1732.5	20175	19.00	20	0-2	
				1747.5	20325	19.04	20	0-2	
37			1717.5	20025	19.02	20	0-2		
			1732.5	20175	19.17	20	0-2		
			1747.5	20325	19.16	20	0-2		
75RB	1717.5		20025	18.98	20	0-2			
	1732.5		20175	19.07	20	0-2			
	1747.5		20325	18.96	20	0-2			

Unless otherwise stated the results shown in this test report refer only to the sample(s) tested and such sample(s) are retained for 90 days only.

除非另有說明，此報告結果僅對測試之樣品負責，同時此樣品僅保留90天。本報告未經本公司書面許可，不可部份複製。

This document is issued by the Company subject to its General Conditions of Service printed overleaf, available on request or accessible at [www.sgs.com/terms\\_and\\_conditions.htm](http://www.sgs.com/terms_and_conditions.htm) and, for electronic format documents, subject to Terms and Conditions for Electronic Documents at [www.sgs.com/terms\\_e-document.htm](http://www.sgs.com/terms_e-document.htm). Attention is drawn to the limitation of liability, indemnification and jurisdiction issues defined therein. Any holder of this document is advised that information contained hereon reflects the Company's findings at the time of its intervention only and within the limits of Client's instructions, if any. The Company's sole responsibility is to its Client and this document does not exonerate parties to a transaction from exercising all their rights and obligations under the transaction documents. This document cannot be reproduced except in full, without prior written approval of the Company. Any unauthorized alteration, forgery or falsification of the content or appearance of this document is unlawful and offenders may be prosecuted to the fullest extent of the law.

FDD Band 4 (Reduced Power)										
BW(Mhz)	Modulation	RB Size	RB Offset	Frequency (MHz)	Channel	Conducted power (dBm)	Target Power + Max. Tolerance	MPR Allowed per 3GPP(dB)		
10	QPSK	1 RB	0	1715	20000	19.21	20	0		
				1732.5	20175	19.45	20	0		
				1750	20350	19.30	20	0		
			25	1715	20000	19.29	20	0		
				1732.5	20175	19.41	20	0		
				1750	20350	19.46	20	0		
		49	1715	20000	19.34	20	0			
			1732.5	20175	19.44	20	0			
			1750	20350	19.54	20	0			
		25 RB	0	1715	20000	19.25	20	0	0-1	
				1732.5	20175	19.29	20	0	0-1	
				1750	20350	19.36	20	0	0-1	
			12	1715	20000	19.35	20	0	0-1	
				1732.5	20175	19.34	20	0	0-1	
				1750	20350	19.35	20	0	0-1	
			25	1715	20000	19.25	20	0	0-1	
				1732.5	20175	19.46	20	0	0-1	
				1750	20350	19.37	20	0	0-1	
			50RB	1715	20000	19.19	20	0	0-1	
				1732.5	20175	19.27	20	0	0-1	
				1750	20350	19.24	20	0	0-1	
		16-QAM	1 RB	0	1715	20000	19.27	20	0	0-1
					1732.5	20175	19.21	20	0	0-1
					1750	20350	19.00	20	0	0-1
	25			1715	20000	19.46	20	0	0-1	
				1732.5	20175	19.22	20	0	0-1	
				1750	20350	19.12	20	0	0-1	
	49			1715	20000	19.44	20	0	0-1	
				1732.5	20175	18.89	20	0	0-1	
				1750	20350	18.98	20	0	0-1	
	25 RB			0	1715	20000	19.18	20	0	0-2
					1732.5	20175	19.15	20	0	0-2
					1750	20350	19.22	20	0	0-2
			12	1715	20000	19.05	20	0	0-2	
				1732.5	20175	19.21	20	0	0-2	
				1750	20350	19.27	20	0	0-2	
			25	1715	20000	19.03	20	0	0-2	
				1732.5	20175	19.31	20	0	0-2	
				1750	20350	19.25	20	0	0-2	
	50RB		1715	20000	19.04	20	0	0-2		
			1732.5	20175	18.99	20	0	0-2		
			1750	20350	19.10	20	0	0-2		

Unless otherwise stated the results shown in this test report refer only to the sample(s) tested and such sample(s) are retained for 90 days only.

除非另有說明，此報告結果僅對測試之樣品負責，同時此樣品僅保留90天。本報告未經本公司書面許可，不可部份複製。

This document is issued by the Company subject to its General Conditions of Service printed overleaf, available on request or accessible at [www.sgs.com/terms\\_and\\_conditions.htm](http://www.sgs.com/terms_and_conditions.htm) and, for electronic format documents, subject to Terms and Conditions for Electronic Documents at [www.sgs.com/terms\\_e-document.htm](http://www.sgs.com/terms_e-document.htm). Attention is drawn to the limitation of liability, indemnification and jurisdiction issues defined therein. Any holder of this document is advised that information contained hereon reflects the Company's findings at the time of its intervention only and within the limits of Client's instructions, if any. The Company's sole responsibility is to its Client and this document does not exonerate parties to a transaction from exercising all their rights and obligations under the transaction documents. This document cannot be reproduced except in full, without prior written approval of the Company. Any unauthorized alteration, forgery or falsification of the content or appearance of this document is unlawful and offenders may be prosecuted to the fullest extent of the law.

FDD Band 4 (Reduced Power)									
BW(Mhz)	Modulation	RB Size	RB Offset	Frequency (MHz)	Channel	Conducted power (dBm)	Target Power + Max. Tolerance	MPR Allowed per 3GPP(dB)	
5	QPSK	1 RB	0	1712.5	19975	19.13	20	0	
				1732.5	20175	19.32	20	0	
				1752.5	20375	19.43	20	0	
			12	1712.5	19975	19.34	20	0	
				1732.5	20175	19.37	20	0	
				1752.5	20375	19.44	20	0	
		24	1712.5	19975	19.24	20	0		
			1732.5	20175	19.45	20	0		
			1752.5	20375	19.43	20	0		
		12 RB	0	1712.5	19975	19.39	20	0-1	
				1732.5	20175	19.42	20	0-1	
				1752.5	20375	19.35	20	0-1	
			6	1712.5	19975	19.43	20	0-1	
				1732.5	20175	19.41	20	0-1	
				1752.5	20375	19.41	20	0-1	
			13	1712.5	19975	19.38	20	0-1	
				1732.5	20175	19.49	20	0-1	
				1752.5	20375	19.42	20	0-1	
		25RB	1712.5	19975	19.31	20	0-1		
			1732.5	20175	19.30	20	0-1		
			1752.5	20375	19.34	20	0-1		
		16-QAM	1 RB	0	1712.5	19975	18.99	20	0-1
					1732.5	20175	19.39	20	0-1
					1752.5	20375	19.56	20	0-1
	12			1712.5	19975	18.85	20	0-1	
				1732.5	20175	19.41	20	0-1	
				1752.5	20375	19.46	20	0-1	
	24			1712.5	19975	19.01	20	0-1	
				1732.5	20175	19.23	20	0-1	
				1752.5	20375	19.16	20	0-1	
	12 RB		0	1712.5	19975	19.19	20	0-2	
				1732.5	20175	19.38	20	0-2	
				1752.5	20375	19.23	20	0-2	
			6	1712.5	19975	19.16	20	0-2	
				1732.5	20175	19.29	20	0-2	
				1752.5	20375	19.40	20	0-2	
			13	1712.5	19975	19.23	20	0-2	
				1732.5	20175	19.32	20	0-2	
				1752.5	20375	19.31	20	0-2	
	25RB		1712.5	19975	19.20	20	0-2		
			1732.5	20175	19.05	20	0-2		
			1752.5	20375	19.26	20	0-2		

Unless otherwise stated the results shown in this test report refer only to the sample(s) tested and such sample(s) are retained for 90 days only.

除非另有說明，此報告結果僅對測試之樣品負責，同時此樣品僅保留90天。本報告未經本公司書面許可，不可部份複製。

This document is issued by the Company subject to its General Conditions of Service printed overleaf, available on request or accessible at [www.sgs.com/terms\\_and\\_conditions.htm](http://www.sgs.com/terms_and_conditions.htm) and, for electronic format documents, subject to Terms and Conditions for Electronic Documents at [www.sgs.com/terms\\_e-document.htm](http://www.sgs.com/terms_e-document.htm). Attention is drawn to the limitation of liability, indemnification and jurisdiction issues defined therein. Any holder of this document is advised that information contained hereon reflects the Company's findings at the time of its intervention only and within the limits of Client's instructions, if any. The Company's sole responsibility is to its Client and this document does not exonerate parties to a transaction from exercising all their rights and obligations under the transaction documents. This document cannot be reproduced except in full, without prior written approval of the Company. Any unauthorized alteration, forgery or falsification of the content or appearance of this document is unlawful and offenders may be prosecuted to the fullest extent of the law.

FDD Band 4 (Reduced Power)								
BW(Mhz)	Modulation	RB Size	RB Offset	Frequency (MHz)	Channel	Conducted power (dBm)	Target Power + Max. Tolerance	MPR Allowed per 3GPP(dB)
3	QPSK	1 RB	0	1711.5	19965	19.12	20	0
				1732.5	20175	19.08	20	0
				1753.5	20385	19.14	20	0
			7	1711.5	19965	19.26	20	0
				1732.5	20175	19.16	20	0
				1753.5	20385	19.09	20	0
		14	1711.5	19965	19.17	20	0	
			1732.5	20175	19.22	20	0	
			1753.5	20385	19.16	20	0	
		8 RB	0	1711.5	19965	19.10	20	0-1
				1732.5	20175	19.19	20	0-1
				1753.5	20385	19.20	20	0-1
			4	1711.5	19965	19.17	20	0-1
				1732.5	20175	19.20	20	0-1
				1753.5	20385	19.26	20	0-1
			7	1711.5	19965	19.17	20	0-1
				1732.5	20175	19.23	20	0-1
				1753.5	20385	19.19	20	0-1
	15RB	1711.5	19965	19.09	20	0-1		
		1732.5	20175	19.19	20	0-1		
		1753.5	20385	19.21	20	0-1		
	16-QAM	1 RB	0	1711.5	19965	18.78	20	0-1
				1732.5	20175	19.29	20	0-1
				1753.5	20385	18.69	20	0-1
			7	1711.5	19965	18.96	20	0-1
				1732.5	20175	18.96	20	0-1
				1753.5	20385	19.31	20	0-1
		14	1711.5	19965	19.17	20	0-1	
			1732.5	20175	18.70	20	0-1	
			1753.5	20385	19.20	20	0-1	
		8 RB	0	1711.5	19965	18.66	20	0-2
				1732.5	20175	19.02	20	0-2
				1753.5	20385	18.78	20	0-2
			4	1711.5	19965	19.03	20	0-2
				1732.5	20175	18.96	20	0-2
				1753.5	20385	18.87	20	0-2
7			1711.5	19965	18.92	20	0-2	
			1732.5	20175	18.95	20	0-2	
			1753.5	20385	18.95	20	0-2	
15RB	1711.5	19965	19.08	20	0-2			
	1732.5	20175	19.26	20	0-2			
	1753.5	20385	18.98	20	0-2			

Unless otherwise stated the results shown in this test report refer only to the sample(s) tested and such sample(s) are retained for 90 days only.

除非另有說明，此報告結果僅對測試之樣品負責，同時此樣品僅保留90天。本報告未經本公司書面許可，不可部份複製。

This document is issued by the Company subject to its General Conditions of Service printed overleaf, available on request or accessible at [www.sgs.com/terms\\_and\\_conditions.htm](http://www.sgs.com/terms_and_conditions.htm) and, for electronic format documents, subject to Terms and Conditions for Electronic Documents at [www.sgs.com/terms\\_e-document.htm](http://www.sgs.com/terms_e-document.htm). Attention is drawn to the limitation of liability, indemnification and jurisdiction issues defined therein. Any holder of this document is advised that information contained hereon reflects the Company's findings at the time of its intervention only and within the limits of Client's instructions, if any. The Company's sole responsibility is to its Client and this document does not exonerate parties to a transaction from exercising all their rights and obligations under the transaction documents. This document cannot be reproduced except in full, without prior written approval of the Company. Any unauthorized alteration, forgery or falsification of the content or appearance of this document is unlawful and offenders may be prosecuted to the fullest extent of the law.

FDD Band 4 (Reduced Power)									
BW(Mhz)	Modulation	RB Size	RB Offset	Frequency (MHz)	Channel	Conducted power (dBm)	Target Power + Max. Tolerance	MPR Allowed per 3GPP(dB)	
1.4	QPSK	1 RB	0	1710.7	19957	19.02	20	0	
				1732.5	20175	19.21	20	0	
				1754.3	20393	19.13	20	0	
			2	1710.7	19957	19.13	20	0	
				1732.5	20175	19.30	20	0	
				1754.3	20393	19.31	20	0	
		5	1710.7	19957	19.15	20	0		
			1732.5	20175	19.22	20	0		
			1754.3	20393	19.31	20	0		
		3 RB	0	1710.7	19957	19.03	20	0-1	
				1732.5	20175	19.31	20	0-1	
				1754.3	20393	19.26	20	0-1	
			2	1710.7	19957	18.98	20	0-1	
				1732.5	20175	19.18	20	0-1	
				1754.3	20393	19.33	20	0-1	
			3	1710.7	19957	19.01	20	0-1	
				1732.5	20175	19.21	20	0-1	
				1754.3	20393	19.15	20	0-1	
		6RB	1710.7	19957	19.00	20	0-1		
			1732.5	20175	19.31	20	0-1		
			1754.3	20393	19.27	20	0-1		
		16-QAM	1 RB	0	1710.7	19957	19.20	20	0-1
					1732.5	20175	18.94	20	0-1
					1754.3	20393	19.13	20	0-1
	2			1710.7	19957	18.48	20	0-1	
				1732.5	20175	19.29	20	0-1	
				1754.3	20393	18.97	20	0-1	
	5			1710.7	19957	19.15	20	0-1	
				1732.5	20175	18.98	20	0-1	
				1754.3	20393	19.20	20	0-1	
	3 RB			0	1710.7	19957	19.01	20	0-2
					1732.5	20175	19.05	20	0-2
					1754.3	20393	19.12	20	0-2
			2	1710.7	19957	18.99	20	0-2	
				1732.5	20175	18.97	20	0-2	
				1754.3	20393	19.14	20	0-2	
			3	1710.7	19957	18.89	20	0-2	
				1732.5	20175	19.18	20	0-2	
				1754.3	20393	19.13	20	0-2	
	6RB		1710.7	19957	18.83	20	0-2		
			1732.5	20175	19.15	20	0-2		
			1754.3	20393	18.97	20	0-2		

Unless otherwise stated the results shown in this test report refer only to the sample(s) tested and such sample(s) are retained for 90 days only.

除非另有說明，此報告結果僅對測試之樣品負責，同時此樣品僅保留90天。本報告未經本公司書面許可，不可部份複製。

This document is issued by the Company subject to its General Conditions of Service printed overleaf, available on request or accessible at [www.sgs.com/terms\\_and\\_conditions.htm](http://www.sgs.com/terms_and_conditions.htm) and, for electronic format documents, subject to Terms and Conditions for Electronic Documents at [www.sgs.com/terms\\_e-document.htm](http://www.sgs.com/terms_e-document.htm). Attention is drawn to the limitation of liability, indemnification and jurisdiction issues defined therein. Any holder of this document is advised that information contained hereon reflects the Company's findings at the time of its intervention only and within the limits of Client's instructions, if any. The Company's sole responsibility is to its Client and this document does not exonerate parties to a transaction from exercising all their rights and obligations under the transaction documents. This document cannot be reproduced except in full, without prior written approval of the Company. Any unauthorized alteration, forgery or falsification of the content or appearance of this document is unlawful and offenders may be prosecuted to the fullest extent of the law.



FDD Band 5 (Full Power)									
BW(Mhz)	Modulation	RB Size	RB Offset	Frequency (MHz)	Channel	Conducted power (dBm)	Target Power + Max. Tolerance (dBm)	MPR Allowed per 3GPP(dB)	
10	QPSK	1 RB	0	829	20450	21.76	22.5	0	
				836.5	20525	21.86	22.5	0	
				844	20600	22.04	22.5	0	
			25	829	20450	21.87	22.5	0	
				836.5	20525	21.83	22.5	0	
				844	20600	21.95	22.5	0	
		49	829	20450	21.84	22.5	0		
			836.5	20525	21.77	22.5	0		
			844	20600	22.24	22.5	0		
		25 RB	0	829	20450	20.74	21	0-1	
				836.5	20525	20.76	21	0-1	
				844	20600	20.70	21	0-1	
			12	829	20450	20.80	21	0-1	
				836.5	20525	20.80	21	0-1	
				844	20600	20.75	21	0-1	
			25	829	20450	20.89	21	0-1	
				836.5	20525	20.77	21	0-1	
				844	20600	20.71	21	0-1	
			50RB	829	20450	20.58	21	0-1	
				836.5	20525	20.68	21	0-1	
				844	20600	20.62	21	0-1	
		16-QAM	1 RB	0	829	20450	20.77	21	0-1
					836.5	20525	20.75	21	0-1
					844	20600	20.79	21	0-1
	25			829	20450	20.51	21	0-1	
				836.5	20525	20.82	21	0-1	
				844	20600	21.08	21	0-1	
	49			829	20450	21.04	21	0-1	
				836.5	20525	20.72	21	0-1	
				844	20600	21.78	21	0-1	
	25 RB			0	829	20450	19.68	20	0-2
					836.5	20525	19.89	20	0-2
					844	20600	19.78	20	0-2
			12	829	20450	19.76	20	0-2	
				836.5	20525	19.79	20	0-2	
				844	20600	19.77	20	0-2	
			25	829	20450	19.91	20	0-2	
				836.5	20525	19.71	20	0-2	
				844	20600	19.75	20	0-2	
	50RB		829	20450	19.56	20	0-2		
			836.5	20525	19.63	20	0-2		
			844	20600	19.59	20	0-2		

Unless otherwise stated the results shown in this test report refer only to the sample(s) tested and such sample(s) are retained for 90 days only.

除非另有說明，此報告結果僅對測試之樣品負責，同時此樣品僅保留90天。本報告未經本公司書面許可，不可部份複製。

This document is issued by the Company subject to its General Conditions of Service printed overleaf, available on request or accessible at [www.sgs.com/terms\\_and\\_conditions.htm](http://www.sgs.com/terms_and_conditions.htm) and, for electronic format documents, subject to Terms and Conditions for Electronic Documents at [www.sgs.com/terms\\_e-document.htm](http://www.sgs.com/terms_e-document.htm). Attention is drawn to the limitation of liability, indemnification and jurisdiction issues defined therein. Any holder of this document is advised that information contained hereon reflects the Company's findings at the time of its intervention only and within the limits of Client's instructions, if any. The Company's sole responsibility is to its Client and this document does not exonerate parties to a transaction from exercising all their rights and obligations under the transaction documents. This document cannot be reproduced except in full, without prior written approval of the Company. Any unauthorized alteration, forgery or falsification of the content or appearance of this document is unlawful and offenders may be prosecuted to the fullest extent of the law.

FDD Band 5 (Full Power)									
BW(Mhz)	Modulation	RB Size	RB Offset	Frequency (MHz)	Channel	Conducted power (dBm)	Target Power + Max. Tolerance (dBm)	MPR Allowed per 3GPP(dB)	
5	QPSK	1 RB	0	826.5	20425	21.62	22.5	0	
				836.5	20525	21.71	22.5	0	
				846.5	20625	21.69	22.5	0	
			12	826.5	20425	21.67	22.5	0	
				836.5	20525	21.75	22.5	0	
				846.5	20625	21.71	22.5	0	
		24	826.5	20425	21.65	22.5	0		
			836.5	20525	21.83	22.5	0		
			846.5	20625	21.71	22.5	0		
		12 RB	0	826.5	20425	20.80	21	0-1	
				836.5	20525	20.86	21	0-1	
				846.5	20625	20.77	21	0-1	
			6	826.5	20425	20.79	21	0-1	
				836.5	20525	20.87	21	0-1	
				846.5	20625	20.81	21	0-1	
			13	826.5	20425	20.77	21	0-1	
				836.5	20525	20.80	21	0-1	
				846.5	20625	20.82	21	0-1	
			25RB	826.5	20425	20.67	21	0-1	
				836.5	20525	20.69	21	0-1	
				846.5	20625	20.70	21	0-1	
		16-QAM	1 RB	0	826.5	20425	20.90	21	0-1
					836.5	20525	20.73	21	0-1
					846.5	20625	20.62	21	0-1
	12			826.5	20425	20.63	21	0-1	
				836.5	20525	20.94	21	0-1	
				846.5	20625	20.63	21	0-1	
	24		826.5	20425	21.00	21	0-1		
			836.5	20525	20.57	21	0-1		
			846.5	20625	20.41	21	0-1		
	12 RB		0	826.5	20425	19.75	20	0-2	
				836.5	20525	19.83	20	0-2	
				846.5	20625	19.74	20	0-2	
			6	826.5	20425	19.84	20	0-2	
				836.5	20525	19.88	20	0-2	
				846.5	20625	19.87	20	0-2	
			13	826.5	20425	19.71	20	0-2	
				836.5	20525	19.78	20	0-2	
				846.5	20625	19.93	20	0-2	
			25RB	826.5	20425	19.61	20	0-2	
				836.5	20525	19.68	20	0-2	
				846.5	20625	19.68	20	0-2	

Unless otherwise stated the results shown in this test report refer only to the sample(s) tested and such sample(s) are retained for 90 days only.

除非另有說明，此報告結果僅對測試之樣品負責，同時此樣品僅保留90天。本報告未經本公司書面許可，不可部份複製。

This document is issued by the Company subject to its General Conditions of Service printed overleaf, available on request or accessible at [www.sgs.com/terms\\_and\\_conditions.htm](http://www.sgs.com/terms_and_conditions.htm) and, for electronic format documents, subject to Terms and Conditions for Electronic Documents at [www.sgs.com/terms\\_e-document.htm](http://www.sgs.com/terms_e-document.htm). Attention is drawn to the limitation of liability, indemnification and jurisdiction issues defined therein. Any holder of this document is advised that information contained hereon reflects the Company's findings at the time of its intervention only and within the limits of Client's instructions, if any. The Company's sole responsibility is to its Client and this document does not exonerate parties to a transaction from exercising all their rights and obligations under the transaction documents. This document cannot be reproduced except in full, without prior written approval of the Company. Any unauthorized alteration, forgery or falsification of the content or appearance of this document is unlawful and offenders may be prosecuted to the fullest extent of the law.

FDD Band 5 (Full Power)									
BW(Mhz)	Modulation	RB Size	RB Offset	Frequency (MHz)	Channel	Conducted power (dBm)	Target Power + Max. Tolerance (dBm)	MPR Allowed per 3GPP(dB)	
3	QPSK	1 RB	0	825.5	20415	21.69	22.5	0	
				836.5	20525	21.62	22.5	0	
				847.5	20635	21.52	22.5	0	
			7	825.5	20415	21.66	22.5	0	
				836.5	20525	21.68	22.5	0	
				847.5	20635	21.55	22.5	0	
			14	825.5	20415	21.67	22.5	0	
				836.5	20525	21.80	22.5	0	
				847.5	20635	21.74	22.5	0	
		8 RB	0	825.5	20415	20.71	21	0-1	
				836.5	20525	20.77	21	0-1	
				847.5	20635	20.75	21	0-1	
			4	825.5	20415	20.72	21	0-1	
				836.5	20525	20.82	21	0-1	
				847.5	20635	20.79	21	0-1	
			7	825.5	20415	20.78	21	0-1	
				836.5	20525	20.76	21	0-1	
				847.5	20635	20.74	21	0-1	
		15RB	825.5	20415	20.65	21	0-1		
			836.5	20525	20.78	21	0-1		
			847.5	20635	20.70	21	0-1		
		16-QAM	1 RB	0	825.5	20415	20.88	21	0-1
					836.5	20525	20.54	21	0-1
					847.5	20635	20.85	21	0-1
	7			825.5	20415	20.39	21	0-1	
				836.5	20525	20.99	21	0-1	
				847.5	20635	20.87	21	0-1	
	14			825.5	20415	20.56	21	0-1	
				836.5	20525	20.75	21	0-1	
				847.5	20635	20.68	21	0-1	
	8 RB			0	825.5	20415	19.65	20	0-2
					836.5	20525	19.74	20	0-2
					847.5	20635	19.71	20	0-2
			4	825.5	20415	19.74	20	0-2	
				836.5	20525	19.78	20	0-2	
				847.5	20635	19.75	20	0-2	
	7		825.5	20415	19.76	20	0-2		
			836.5	20525	19.85	20	0-2		
			847.5	20635	19.71	20	0-2		
	15RB		825.5	20415	19.72	20	0-2		
			836.5	20525	19.76	20	0-2		
			847.5	20635	19.84	20	0-2		

Unless otherwise stated the results shown in this test report refer only to the sample(s) tested and such sample(s) are retained for 90 days only.

除非另有說明，此報告結果僅對測試之樣品負責，同時此樣品僅保留90天。本報告未經本公司書面許可，不可部份複製。

This document is issued by the Company subject to its General Conditions of Service printed overleaf, available on request or accessible at [www.sgs.com/terms\\_and\\_conditions.htm](http://www.sgs.com/terms_and_conditions.htm) and, for electronic format documents, subject to Terms and Conditions for Electronic Documents at [www.sgs.com/terms\\_e-document.htm](http://www.sgs.com/terms_e-document.htm). Attention is drawn to the limitation of liability, indemnification and jurisdiction issues defined therein. Any holder of this document is advised that information contained hereon reflects the Company's findings at the time of its intervention only and within the limits of Client's instructions, if any. The Company's sole responsibility is to its Client and this document does not exonerate parties to a transaction from exercising all their rights and obligations under the transaction documents. This document cannot be reproduced except in full, without prior written approval of the Company. Any unauthorized alteration, forgery or falsification of the content or appearance of this document is unlawful and offenders may be prosecuted to the fullest extent of the law.

FDD Band 5 (Full Power)									
BW(Mhz)	Modulation	RB Size	RB Offset	Frequency (MHz)	Channel	Conducted power (dBm)	Target Power + Max. Tolerance (dBm)	MPR Allowed per 3GPP(dB)	
1.4	QPSK	1 RB	0	824.7	20407	21.61	22.5	0	
				836.5	20525	21.72	22.5	0	
				848.3	20643	21.69	22.5	0	
			2	824.7	20407	21.69	22.5	0	
				836.5	20525	21.75	22.5	0	
				848.3	20643	21.78	22.5	0	
		5	824.7	20407	21.79	22.5	0		
			836.5	20525	21.74	22.5	0		
			848.3	20643	21.70	22.5	0		
		3 RB	0	824.7	20407	20.72	21	0-1	
				836.5	20525	20.68	21	0-1	
				848.3	20643	20.76	21	0-1	
			2	824.7	20407	20.69	21	0-1	
				836.5	20525	20.72	21	0-1	
				848.3	20643	20.74	21	0-1	
			3	824.7	20407	20.72	21	0-1	
				836.5	20525	20.67	21	0-1	
				848.3	20643	20.67	21	0-1	
			6RB	824.7	20407	19.75	21	0-1	
				836.5	20525	19.74	21	0-1	
				848.3	20643	19.86	21	0-1	
		16-QAM	1 RB	0	824.7	20407	20.41	21	0-1
					836.5	20525	20.68	21	0-1
					848.3	20643	20.90	21	0-1
	2			824.7	20407	20.98	21	0-1	
				836.5	20525	20.65	21	0-1	
				848.3	20643	20.65	21	0-1	
	5			824.7	20407	20.94	21	0-1	
				836.5	20525	20.43	21	0-1	
				848.3	20643	20.35	21	0-1	
	3 RB			0	824.7	20407	19.81	20	0-2
					836.5	20525	19.73	20	0-2
					848.3	20643	20.09	20	0-2
			2	824.7	20407	19.75	20	0-2	
				836.5	20525	19.71	20	0-2	
				848.3	20643	20.00	20	0-2	
			3	824.7	20407	19.62	20	0-2	
				836.5	20525	19.76	20	0-2	
				848.3	20643	19.63	20	0-2	
			6RB	824.7	20407	18.82	20	0-2	
				836.5	20525	18.94	20	0-2	
				848.3	20643	18.92	20	0-2	

Unless otherwise stated the results shown in this test report refer only to the sample(s) tested and such sample(s) are retained for 90 days only.

除非另有說明，此報告結果僅對測試之樣品負責，同時此樣品僅保留90天。本報告未經本公司書面許可，不可部份複製。

This document is issued by the Company subject to its General Conditions of Service printed overleaf, available on request or accessible at [www.sgs.com/terms\\_and\\_conditions.htm](http://www.sgs.com/terms_and_conditions.htm) and, for electronic format documents, subject to Terms and Conditions for Electronic Documents at [www.sgs.com/terms\\_e-document.htm](http://www.sgs.com/terms_e-document.htm). Attention is drawn to the limitation of liability, indemnification and jurisdiction issues defined therein. Any holder of this document is advised that information contained hereon reflects the Company's findings at the time of its intervention only and within the limits of Client's instructions, if any. The Company's sole responsibility is to its Client and this document does not exonerate parties to a transaction from exercising all their rights and obligations under the transaction documents. This document cannot be reproduced except in full, without prior written approval of the Company. Any unauthorized alteration, forgery or falsification of the content or appearance of this document is unlawful and offenders may be prosecuted to the fullest extent of the law.

FDD Band 5 (Reduced Power)									
BW(Mhz)	Modulation	RB Size	RB Offset	Frequency (MHz)	Channel	Conducted power (dBm)	Target Power + Max. Tolerance (dBm)	MPR Allowed per 3GPP(dB)	
10	QPSK	1 RB	0	829	20450	18.24	20	0	
				836.5	20525	18.33	20	0	
				844	20600	18.18	20	0	
			25	829	20450	18.39	20	0	
				836.5	20525	18.29	20	0	
				844	20600	18.19	20	0	
			49	829	20450	18.36	20	0	
				836.5	20525	18.27	20	0	
				844	20600	18.50	20	0	
		25 RB	0	829	20450	18.20	20	0-1	
				836.5	20525	18.27	20	0-1	
				844	20600	18.21	20	0-1	
			12	829	20450	18.42	20	0-1	
				836.5	20525	18.39	20	0-1	
				844	20600	18.28	20	0-1	
			25	829	20450	18.49	20	0-1	
				836.5	20525	18.36	20	0-1	
				844	20600	18.29	20	0-1	
			50RB	829	20450	18.29	20	0-1	
				836.5	20525	18.21	20	0-1	
				844	20600	18.27	20	0-1	
		16-QAM	1 RB	0	829	20450	18.36	20	0-1
					836.5	20525	18.47	20	0-1
					844	20600	18.44	20	0-1
	25			829	20450	18.47	20	0-1	
				836.5	20525	18.20	20	0-1	
				844	20600	17.93	20	0-1	
	49			829	20450	18.12	20	0-1	
				836.5	20525	18.21	20	0-1	
				844	20600	18.09	20	0-1	
	25 RB			0	829	20450	17.91	20	0-2
					836.5	20525	18.05	20	0-2
					844	20600	18.10	20	0-2
			12	829	20450	18.13	20	0-2	
				836.5	20525	18.10	20	0-2	
				844	20600	17.92	20	0-2	
			25	829	20450	18.16	20	0-2	
				836.5	20525	18.01	20	0-2	
				844	20600	17.87	20	0-2	
	50RB		829	20450	18.00	20	0-2		
			836.5	20525	17.96	20	0-2		
			844	20600	17.96	20	0-2		

Unless otherwise stated the results shown in this test report refer only to the sample(s) tested and such sample(s) are retained for 90 days only.

除非另有說明，此報告結果僅對測試之樣品負責，同時此樣品僅保留90天。本報告未經本公司書面許可，不可部份複製。

This document is issued by the Company subject to its General Conditions of Service printed overleaf, available on request or accessible at [www.sgs.com/terms\\_and\\_conditions.htm](http://www.sgs.com/terms_and_conditions.htm) and, for electronic format documents, subject to Terms and Conditions for Electronic Documents at [www.sgs.com/terms\\_e-document.htm](http://www.sgs.com/terms_e-document.htm). Attention is drawn to the limitation of liability, indemnification and jurisdiction issues defined therein. Any holder of this document is advised that information contained hereon reflects the Company's findings at the time of its intervention only and within the limits of Client's instructions, if any. The Company's sole responsibility is to its Client and this document does not exonerate parties to a transaction from exercising all their rights and obligations under the transaction documents. This document cannot be reproduced except in full, without prior written approval of the Company. Any unauthorized alteration, forgery or falsification of the content or appearance of this document is unlawful and offenders may be prosecuted to the fullest extent of the law.

FDD Band 5 (Reduced Power)									
BW(Mhz)	Modulation	RB Size	RB Offset	Frequency (MHz)	Channel	Conducted power (dBm)	Target Power + Max. Tolerance (dBm)	MPR Allowed per 3GPP(dB)	
5	QPSK	1 RB	0	826.5	20425	18.02	20	0	
				836.5	20525	18.12	20	0	
				846.5	20625	18.18	20	0	
			12	826.5	20425	18.15	20	0	
				836.5	20525	18.23	20	0	
				846.5	20625	18.15	20	0	
		24	826.5	20425	18.22	20	0		
			836.5	20525	18.21	20	0		
			846.5	20625	18.07	20	0		
		12 RB	0	826.5	20425	18.07	20	0-1	
				836.5	20525	18.13	20	0-1	
				846.5	20625	18.07	20	0-1	
			6	826.5	20425	18.18	20	0-1	
				836.5	20525	18.22	20	0-1	
				846.5	20625	18.16	20	0-1	
			13	826.5	20425	18.20	20	0-1	
				836.5	20525	18.24	20	0-1	
				846.5	20625	18.16	20	0-1	
		25RB	826.5	20425	18.05	20	0-1		
			836.5	20525	18.13	20	0-1		
			846.5	20625	18.13	20	0-1		
		16-QAM	1 RB	0	826.5	20425	17.73	20	0-1
					836.5	20525	17.93	20	0-1
					846.5	20625	18.08	20	0-1
	12			826.5	20425	18.24	20	0-1	
				836.5	20525	17.87	20	0-1	
				846.5	20625	17.84	20	0-1	
	24			826.5	20425	18.43	20	0-1	
				836.5	20525	18.35	20	0-1	
				846.5	20625	17.98	20	0-1	
	12 RB			0	826.5	20425	18.16	20	0-2
					836.5	20525	18.23	20	0-2
					846.5	20625	18.13	20	0-2
			6	826.5	20425	18.19	20	0-2	
				836.5	20525	18.28	20	0-2	
				846.5	20625	18.10	20	0-2	
			13	826.5	20425	18.26	20	0-2	
				836.5	20525	18.24	20	0-2	
				846.5	20625	18.05	20	0-2	
	25RB		826.5	20425	18.05	20	0-2		
			836.5	20525	18.09	20	0-2		
			846.5	20625	18.10	20	0-2		

Unless otherwise stated the results shown in this test report refer only to the sample(s) tested and such sample(s) are retained for 90 days only.

除非另有說明，此報告結果僅對測試之樣品負責，同時此樣品僅保留90天。本報告未經本公司書面許可，不可部份複製。

This document is issued by the Company subject to its General Conditions of Service printed overleaf, available on request or accessible at [www.sgs.com/terms\\_and\\_conditions.htm](http://www.sgs.com/terms_and_conditions.htm) and, for electronic format documents, subject to Terms and Conditions for Electronic Documents at [www.sgs.com/terms\\_e-document.htm](http://www.sgs.com/terms_e-document.htm). Attention is drawn to the limitation of liability, indemnification and jurisdiction issues defined therein. Any holder of this document is advised that information contained hereon reflects the Company's findings at the time of its intervention only and within the limits of Client's instructions, if any. The Company's sole responsibility is to its Client and this document does not exonerate parties to a transaction from exercising all their rights and obligations under the transaction documents. This document cannot be reproduced except in full, without prior written approval of the Company. Any unauthorized alteration, forgery or falsification of the content or appearance of this document is unlawful and offenders may be prosecuted to the fullest extent of the law.

FDD Band 5 (Reduced Power)								
BW(Mhz)	Modulation	RB Size	RB Offset	Frequency (MHz)	Channel	Conducted power (dBm)	Target Power + Max. Tolerance (dBm)	MPR Allowed per 3GPP(dB)
3	QPSK	1 RB	0	825.5	20415	18.02	20	0
				836.5	20525	18.13	20	0
				847.5	20635	18.04	20	0
			7	825.5	20415	18.14	20	0
				836.5	20525	18.23	20	0
				847.5	20635	18.04	20	0
		14	825.5	20415	18.13	20	0	
			836.5	20525	18.22	20	0	
			847.5	20635	18.16	20	0	
		8 RB	0	825.5	20415	18.16	20	0-1
				836.5	20525	18.17	20	0-1
				847.5	20635	18.23	20	0-1
			4	825.5	20415	18.06	20	0-1
				836.5	20525	18.22	20	0-1
				847.5	20635	18.11	20	0-1
			7	825.5	20415	18.09	20	0-1
				836.5	20525	18.17	20	0-1
				847.5	20635	18.16	20	0-1
		15RB	825.5	20415	18.09	20	0-1	
			836.5	20525	18.17	20	0-1	
			847.5	20635	18.20	20	0-1	
	16-QAM	1 RB	0	825.5	20415	17.88	20	0-1
				836.5	20525	18.10	20	0-1
				847.5	20635	18.01	20	0-1
			7	825.5	20415	18.03	20	0-1
				836.5	20525	18.05	20	0-1
				847.5	20635	18.30	20	0-1
			14	825.5	20415	18.45	20	0-1
				836.5	20525	18.48	20	0-1
				847.5	20635	17.80	20	0-1
		8 RB	0	825.5	20415	18.05	20	0-2
				836.5	20525	18.16	20	0-2
				847.5	20635	18.03	20	0-2
			4	825.5	20415	17.93	20	0-2
				836.5	20525	18.23	20	0-2
				847.5	20635	18.06	20	0-2
			7	825.5	20415	17.97	20	0-2
				836.5	20525	18.13	20	0-2
				847.5	20635	18.14	20	0-2
		15RB	825.5	20415	18.02	20	0-2	
			836.5	20525	18.17	20	0-2	
			847.5	20635	18.19	20	0-2	

Unless otherwise stated the results shown in this test report refer only to the sample(s) tested and such sample(s) are retained for 90 days only.

除非另有說明，此報告結果僅對測試之樣品負責，同時此樣品僅保留90天。本報告未經本公司書面許可，不可部份複製。

This document is issued by the Company subject to its General Conditions of Service printed overleaf, available on request or accessible at [www.sgs.com/terms\\_and\\_conditions.htm](http://www.sgs.com/terms_and_conditions.htm) and, for electronic format documents, subject to Terms and Conditions for Electronic Documents at [www.sgs.com/terms\\_e-document.htm](http://www.sgs.com/terms_e-document.htm). Attention is drawn to the limitation of liability, indemnification and jurisdiction issues defined therein. Any holder of this document is advised that information contained hereon reflects the Company's findings at the time of its intervention only and within the limits of Client's instructions, if any. The Company's sole responsibility is to its Client and this document does not exonerate parties to a transaction from exercising all their rights and obligations under the transaction documents. This document cannot be reproduced except in full, without prior written approval of the Company. Any unauthorized alteration, forgery or falsification of the content or appearance of this document is unlawful and offenders may be prosecuted to the fullest extent of the law.

FDD Band 5 (Reduced Power)									
BW(Mhz)	Modulation	RB Size	RB Offset	Frequency (MHz)	Channel	Conducted power (dBm)	Target Power + Max. Tolerance (dBm)	MPR Allowed per 3GPP(dB)	
1.4	QPSK	1 RB	0	824.7	20407	18.01	20	0	
				836.5	20525	18.12	20	0	
				848.3	20643	18.10	20	0	
			2	824.7	20407	18.16	20	0	
				836.5	20525	18.18	20	0	
				848.3	20643	18.15	20	0	
		5	824.7	20407	18.17	20	0		
			836.5	20525	18.28	20	0		
			848.3	20643	18.11	20	0		
		3 RB	0	824.7	20407	18.13	20	0	0-1
				836.5	20525	18.19	20	0	0-1
				848.3	20643	18.21	20	0	0-1
			2	824.7	20407	18.12	20	0	0-1
				836.5	20525	18.18	20	0	0-1
				848.3	20643	18.18	20	0	0-1
			3	824.7	20407	18.09	20	0	0-1
				836.5	20525	18.25	20	0	0-1
				848.3	20643	18.18	20	0	0-1
		6RB	824.7	20407	18.13	20	0	0-1	
			836.5	20525	18.23	20	0	0-1	
			848.3	20643	18.18	20	0	0-1	
		16-QAM	1 RB	0	824.7	20407	18.39	20	0-1
					836.5	20525	17.94	20	0-1
					848.3	20643	18.42	20	0-1
	2			824.7	20407	18.24	20	0-1	
				836.5	20525	18.42	20	0-1	
				848.3	20643	18.30	20	0-1	
	5			824.7	20407	17.96	20	0-1	
				836.5	20525	18.36	20	0-1	
				848.3	20643	17.90	20	0-1	
	3 RB			0	824.7	20407	18.18	20	0-2
					836.5	20525	18.29	20	0-2
					848.3	20643	18.23	20	0-2
			2	824.7	20407	18.21	20	0-2	
				836.5	20525	18.26	20	0-2	
				848.3	20643	18.18	20	0-2	
			3	824.7	20407	18.16	20	0-2	
				836.5	20525	18.23	20	0-2	
				848.3	20643	18.03	20	0-2	
	6RB		824.7	20407	18.03	20	0-2		
			836.5	20525	18.22	20	0-2		
			848.3	20643	18.17	20	0-2		

Unless otherwise stated the results shown in this test report refer only to the sample(s) tested and such sample(s) are retained for 90 days only.

除非另有說明，此報告結果僅對測試之樣品負責，同時此樣品僅保留90天。本報告未經本公司書面許可，不可部份複製。

This document is issued by the Company subject to its General Conditions of Service printed overleaf, available on request or accessible at [www.sgs.com/terms\\_and\\_conditions.htm](http://www.sgs.com/terms_and_conditions.htm) and, for electronic format documents, subject to Terms and Conditions for Electronic Documents at [www.sgs.com/terms\\_e-document.htm](http://www.sgs.com/terms_e-document.htm). Attention is drawn to the limitation of liability, indemnification and jurisdiction issues defined therein. Any holder of this document is advised that information contained hereon reflects the Company's findings at the time of its intervention only and within the limits of Client's instructions, if any. The Company's sole responsibility is to its Client and this document does not exonerate parties to a transaction from exercising all their rights and obligations under the transaction documents. This document cannot be reproduced except in full, without prior written approval of the Company. Any unauthorized alteration, forgery or falsification of the content or appearance of this document is unlawful and offenders may be prosecuted to the fullest extent of the law.



FDD Band 13 (Full Power)									
BW(Mhz)	Modulation	RB Size	RB Offset	Frequency (MHz)	Channel	Conducted power (dBm)	Target Power + Max. Tolerance (dBm)	MPR Allowed per 3GPP(dB)	
10	QPSK	1 RB	0	782	23230	21.65	22	0	
			25	782	23230	22.00	22	0	
			49	782	23230	21.85	22	0	
		25 RB	0	782	23230	20.89	21	0-1	
			12	782	23230	20.95	21	0-1	
			25	782	23230	20.86	21	0-1	
		50RB		782	23230	20.74	21	0-1	
		16-QAM	1 RB	0	782	23230	20.57	21	0-1
				25	782	23230	20.93	21	0-1
	49			782	23230	20.82	21	0-1	
	25 RB		0	782	23230	19.81	20	0-2	
			12	782	23230	19.82	20	0-2	
			25	782	23230	19.78	20	0-2	
	50RB		782	23230	19.79	20	0-2		

Unless otherwise stated the results shown in this test report refer only to the sample(s) tested and such sample(s) are retained for 90 days only.

除非另有說明，此報告結果僅對測試之樣品負責，同時此樣品僅保留90天。本報告未經本公司書面許可，不可部份複製。

This document is issued by the Company subject to its General Conditions of Service printed overleaf, available on request or accessible at [www.sgs.com/terms\\_and\\_conditions.htm](http://www.sgs.com/terms_and_conditions.htm) and, for electronic format documents, subject to Terms and Conditions for Electronic Documents at [www.sgs.com/terms\\_e-document.htm](http://www.sgs.com/terms_e-document.htm). Attention is drawn to the limitation of liability, indemnification and jurisdiction issues defined therein. Any holder of this document is advised that information contained hereon reflects the Company's findings at the time of its intervention only and within the limits of Client's instructions, if any. The Company's sole responsibility is to its Client and this document does not exonerate parties to a transaction from exercising all their rights and obligations under the transaction documents. This document cannot be reproduced except in full, without prior written approval of the Company. Any unauthorized alteration, forgery or falsification of the content or appearance of this document is unlawful and offenders may be prosecuted to the fullest extent of the law.

FDD Band 13 (Full Power)									
BW(Mhz)	Modulation	RB Size	RB Offset	Frequency (MHz)	Channel	Conducted power (dBm)	Target Power + Max. Tolerance (dBm)	MPR Allowed per 3GPP(dB)	
5	QPSK	1 RB	0	779.5	23205	21.76	22	0	
				782	23230	21.79	22	0	
				784.5	23255	21.59	22	0	
			12	779.5	23205	21.69	22	0	
				782	23230	21.86	22	0	
				784.5	23255	21.67	22	0	
		24	779.5	23205	21.87	22	0		
			782	23230	21.78	22	0		
			784.5	23255	21.74	22	0		
		12 RB	0	779.5	23205	20.77	21	0-1	
				782	23230	20.83	21	0-1	
				784.5	23255	20.85	21	0-1	
			6	779.5	23205	20.70	21	0-1	
				782	23230	20.95	21	0-1	
				784.5	23255	20.87	21	0-1	
			13	779.5	23205	20.84	21	0-1	
				782	23230	20.86	21	0-1	
				784.5	23255	20.78	21	0-1	
			25RB	779.5	23205	20.81	21	0-1	
				782	23230	20.86	21	0-1	
				784.5	23255	20.90	21	0-1	
		16-QAM	1 RB	0	779.5	23205	20.89	21	0-1
					782	23230	20.99	21	0-1
					784.5	23255	20.98	21	0-1
	12			779.5	23205	20.94	21	0-1	
				782	23230	20.93	21	0-1	
				784.5	23255	20.54	21	0-1	
	24			779.5	23205	20.87	21	0-1	
				782	23230	20.72	21	0-1	
				784.5	23255	20.97	21	0-1	
	12 RB			0	779.5	23205	19.77	20	0-2
					782	23230	19.89	20	0-2
					784.5	23255	19.93	20	0-2
			6	779.5	23205	19.72	20	0-2	
				782	23230	19.96	20	0-2	
				784.5	23255	19.88	20	0-2	
			13	779.5	23205	19.91	20	0-2	
				782	23230	19.98	20	0-2	
				784.5	23255	19.76	20	0-2	
	25RB		779.5	23205	19.63	20	0-2		
			782	23230	19.72	20	0-2		
			784.5	23255	19.75	20	0-2		

Unless otherwise stated the results shown in this test report refer only to the sample(s) tested and such sample(s) are retained for 90 days only.

除非另有說明，此報告結果僅對測試之樣品負責，同時此樣品僅保留90天。本報告未經本公司書面許可，不可部份複製。

This document is issued by the Company subject to its General Conditions of Service printed overleaf, available on request or accessible at [www.sgs.com/terms\\_and\\_conditions.htm](http://www.sgs.com/terms_and_conditions.htm) and, for electronic format documents, subject to Terms and Conditions for Electronic Documents at [www.sgs.com/terms\\_e-document.htm](http://www.sgs.com/terms_e-document.htm). Attention is drawn to the limitation of liability, indemnification and jurisdiction issues defined therein. Any holder of this document is advised that information contained hereon reflects the Company's findings at the time of its intervention only and within the limits of Client's instructions, if any. The Company's sole responsibility is to its Client and this document does not exonerate parties to a transaction from exercising all their rights and obligations under the transaction documents. This document cannot be reproduced except in full, without prior written approval of the Company. Any unauthorized alteration, forgery or falsification of the content or appearance of this document is unlawful and offenders may be prosecuted to the fullest extent of the law.

FDD Band 13 (Reduced Power)									
BW(Mhz)	Modulation	RB Size	RB Offset	Frequency (MHz)	Channel	Conducted power (dBm)	Target Power + Max. Tolerance (dBm)	MPR Allowed per 3GPP(dB)	
10	QPSK	1 RB	0	782	23230	18.01	20	0	
			25	782	23230	18.33	20	0	
			49	782	23230	18.09	20	0	
		25 RB	0	782	23230	18.01	20	0-1	
			12	782	23230	18.17	20	0-1	
			25	782	23230	18.15	20	0-1	
		50RB			782	23230	18.02	20	0-1
		16-QAM	1 RB	0	782	23230	18.14	20	0-1
				25	782	23230	18.24	20	0-1
	49			782	23230	18.02	20	0-1	
	25 RB		0	782	23230	18.05	20	0-2	
			12	782	23230	18.11	20	0-2	
			25	782	23230	18.08	20	0-2	
	50RB			782	23230	18.09	20	0-2	

Unless otherwise stated the results shown in this test report refer only to the sample(s) tested and such sample(s) are retained for 90 days only.

除非另有說明，此報告結果僅對測試之樣品負責，同時此樣品僅保留90天。本報告未經本公司書面許可，不可部份複製。

This document is issued by the Company subject to its General Conditions of Service printed overleaf, available on request or accessible at [www.sgs.com/terms\\_and\\_conditions.htm](http://www.sgs.com/terms_and_conditions.htm) and, for electronic format documents, subject to Terms and Conditions for Electronic Documents at [www.sgs.com/terms\\_e-document.htm](http://www.sgs.com/terms_e-document.htm). Attention is drawn to the limitation of liability, indemnification and jurisdiction issues defined therein. Any holder of this document is advised that information contained hereon reflects the Company's findings at the time of its intervention only and within the limits of Client's instructions, if any. The Company's sole responsibility is to its Client and this document does not exonerate parties to a transaction from exercising all their rights and obligations under the transaction documents. This document cannot be reproduced except in full, without prior written approval of the Company. Any unauthorized alteration, forgery or falsification of the content or appearance of this document is unlawful and offenders may be prosecuted to the fullest extent of the law.

FDD Band 13 (Reduced Power)									
BW(Mhz)	Modulation	RB Size	RB Offset	Frequency (MHz)	Channel	Conducted power (dBm)	Target Power + Max. Tolerance (dBm)	MPR Allowed per 3GPP(dB)	
5	QPSK	1 RB	0	779.5	23205	17.85	20	0	
				782	23230	17.95	20	0	
				784.5	23255	18.10	20	0	
			12	779.5	23205	18.12	20	0	
				782	23230	18.13	20	0	
				784.5	23255	17.90	20	0	
		24	779.5	23205	18.21	20	0		
			782	23230	18.11	20	0		
			784.5	23255	18.04	20	0		
		12 RB	0	779.5	23205	18.01	20	0	0-1
				782	23230	18.12	20	0	0-1
				784.5	23255	18.26	20	0	0-1
			6	779.5	23205	17.83	20	0	0-1
				782	23230	18.16	20	0	0-1
				784.5	23255	18.23	20	0	0-1
			13	779.5	23205	18.13	20	0	0-1
				782	23230	18.20	20	0	0-1
				784.5	23255	17.96	20	0	0-1
			25RB	779.5	23205	18.04	20	0	0-1
				782	23230	18.09	20	0	0-1
				784.5	23255	18.17	20	0	0-1
		16-QAM	1 RB	0	779.5	23205	17.94	20	0-1
					782	23230	17.78	20	0-1
					784.5	23255	17.74	20	0-1
	12			779.5	23205	17.87	20	0-1	
				782	23230	18.27	20	0-1	
				784.5	23255	18.06	20	0-1	
	24		779.5	23205	18.16	20	0-1		
			782	23230	17.90	20	0-1		
			784.5	23255	17.83	20	0-1		
	12 RB		0	779.5	23205	17.84	20	0-2	
				782	23230	18.03	20	0-2	
				784.5	23255	17.93	20	0-2	
			6	779.5	23205	17.95	20	0-2	
				782	23230	17.99	20	0-2	
				784.5	23255	17.87	20	0-2	
			13	779.5	23205	17.98	20	0-2	
				782	23230	17.95	20	0-2	
				784.5	23255	17.88	20	0-2	
			25RB	779.5	23205	17.60	20	0-2	
				782	23230	17.76	20	0-2	
				784.5	23255	17.89	20	0-2	

Unless otherwise stated the results shown in this test report refer only to the sample(s) tested and such sample(s) are retained for 90 days only.

除非另有說明，此報告結果僅對測試之樣品負責，同時此樣品僅保留90天。本報告未經本公司書面許可，不可部份複製。

This document is issued by the Company subject to its General Conditions of Service printed overleaf, available on request or accessible at [www.sgs.com/terms\\_and\\_conditions.htm](http://www.sgs.com/terms_and_conditions.htm) and, for electronic format documents, subject to Terms and Conditions for Electronic Documents at [www.sgs.com/terms\\_e-document.htm](http://www.sgs.com/terms_e-document.htm). Attention is drawn to the limitation of liability, indemnification and jurisdiction issues defined therein. Any holder of this document is advised that information contained hereon reflects the Company's findings at the time of its intervention only and within the limits of Client's instructions, if any. The Company's sole responsibility is to its Client and this document does not exonerate parties to a transaction from exercising all their rights and obligations under the transaction documents. This document cannot be reproduced except in full, without prior written approval of the Company. Any unauthorized alteration, forgery or falsification of the content or appearance of this document is unlawful and offenders may be prosecuted to the fullest extent of the law.

FDD Band 17 (Full Power)									
BW(Mhz)	Modulation	RB Size	RB Offset	Frequency (MHz)	Channel	Conducted power (dBm)	Target Power + Max. Tolerance (dBm)	MPR Allowed per 3GPP(dB)	
10	QPSK	1 RB	0	709	23780	21.70	22.5	0	
				710	23790	21.89	22.5	0	
				711	23800	21.71	22.5	0	
			25	709	23780	22.09	22.5	0	
				710	23790	21.95	22.5	0	
				711	23800	21.96	22.5	0	
		49	709	23780	21.94	22.5	0		
			710	23790	21.81	22.5	0		
			711	23800	21.62	22.5	0		
		25 RB	0	709	23780	20.97	21.5	0-1	
				710	23790	20.92	21.5	0-1	
				711	23800	20.95	21.5	0-1	
			12	709	23780	20.94	21.5	0-1	
				710	23790	20.90	21.5	0-1	
				711	23800	20.90	21.5	0-1	
			25	709	23780	21.07	21.5	0-1	
				710	23790	20.90	21.5	0-1	
				711	23800	20.78	21.5	0-1	
			50RB	709	23780	20.83	21.5	0-1	
				710	23790	20.82	21.5	0-1	
				711	23800	20.79	21.5	0-1	
		16-QAM	1 RB	0	709	23780	21.02	21.5	0-1
					710	23790	20.85	21.5	0-1
					711	23800	20.52	21.5	0-1
	25			709	23780	21.34	21.5	0-1	
				710	23790	20.82	21.5	0-1	
				711	23800	21.17	21.5	0-1	
	49			709	23780	21.08	21.5	0-1	
				710	23790	20.96	21.5	0-1	
				711	23800	20.74	21.5	0-1	
	25 RB			0	709	23780	19.91	20.5	0-2
					710	23790	19.84	20.5	0-2
					711	23800	19.86	20.5	0-2
			12	709	23780	19.95	20.5	0-2	
				710	23790	19.82	20.5	0-2	
				711	23800	19.94	20.5	0-2	
			25	709	23780	20.11	20.5	0-2	
				710	23790	19.74	20.5	0-2	
				711	23800	19.77	20.5	0-2	
			50RB	709	23780	19.80	20.5	0-2	
				710	23790	19.76	20.5	0-2	
				711	23800	19.76	20.5	0-2	

Unless otherwise stated the results shown in this test report refer only to the sample(s) tested and such sample(s) are retained for 90 days only.

除非另有說明，此報告結果僅對測試之樣品負責，同時此樣品僅保留90天。本報告未經本公司書面許可，不可部份複製。

This document is issued by the Company subject to its General Conditions of Service printed overleaf, available on request or accessible at [www.sgs.com/terms\\_and\\_conditions.htm](http://www.sgs.com/terms_and_conditions.htm) and, for electronic format documents, subject to Terms and Conditions for Electronic Documents at [www.sgs.com/terms\\_e-document.htm](http://www.sgs.com/terms_e-document.htm). Attention is drawn to the limitation of liability, indemnification and jurisdiction issues defined therein. Any holder of this document is advised that information contained hereon reflects the Company's findings at the time of its intervention only and within the limits of Client's instructions, if any. The Company's sole responsibility is to its Client and this document does not exonerate parties to a transaction from exercising all their rights and obligations under the transaction documents. This document cannot be reproduced except in full, without prior written approval of the Company. Any unauthorized alteration, forgery or falsification of the content or appearance of this document is unlawful and offenders may be prosecuted to the fullest extent of the law.

FDD Band 17 (Full Power)									
BW(Mhz)	Modulation	RB Size	RB Offset	Frequency (MHz)	Channel	Conducted power (dBm)	Target Power + Max. Tolerance (dBm)	MPR Allowed per 3GPP(dB)	
5	QPSK	1 RB	0	706.5	23755	21.73	22.5	0	
				710	23790	22.04	22.5	0	
				713.5	23825	21.95	22.5	0	
			12	706.5	23755	21.74	22.5	0	
				710	23790	21.74	22.5	0	
				713.5	23825	21.86	22.5	0	
		24	706.5	23755	22.05	22.5	0		
			710	23790	22.02	22.5	0		
			713.5	23825	21.61	22.5	0		
		12 RB	0	706.5	23755	20.84	21.5	0-1	
				710	23790	21.11	21.5	0-1	
				713.5	23825	21.02	21.5	0-1	
			6	706.5	23755	21.06	21.5	0-1	
				710	23790	21.07	21.5	0-1	
				713.5	23825	20.85	21.5	0-1	
			13	706.5	23755	21.10	21.5	0-1	
				710	23790	20.86	21.5	0-1	
				713.5	23825	20.76	21.5	0-1	
		25RB	706.5	23755	20.91	21.5	0-1		
			710	23790	21.05	21.5	0-1		
			713.5	23825	20.63	21.5	0-1		
		16-QAM	1 RB	0	706.5	23755	20.89	21.5	0-1
					710	23790	20.98	21.5	0-1
					713.5	23825	20.54	21.5	0-1
	12			706.5	23755	20.85	21.5	0-1	
				710	23790	21.16	21.5	0-1	
				713.5	23825	21.11	21.5	0-1	
	24			706.5	23755	20.92	21.5	0-1	
				710	23790	20.54	21.5	0-1	
				713.5	23825	20.21	21.5	0-1	
	12 RB			0	706.5	23755	19.88	20.5	0-2
					710	23790	20.07	20.5	0-2
					713.5	23825	19.87	20.5	0-2
			6	706.5	23755	19.92	20.5	0-2	
				710	23790	20.07	20.5	0-2	
				713.5	23825	19.80	20.5	0-2	
			13	706.5	23755	20.05	20.5	0-2	
				710	23790	20.11	20.5	0-2	
				713.5	23825	19.75	20.5	0-2	
	25RB		706.5	23755	19.95	20.5	0-2		
			710	23790	19.88	20.5	0-2		
			713.5	23825	19.69	20.5	0-2		

Unless otherwise stated the results shown in this test report refer only to the sample(s) tested and such sample(s) are retained for 90 days only.

除非另有說明，此報告結果僅對測試之樣品負責，同時此樣品僅保留90天。本報告未經本公司書面許可，不可部份複製。

This document is issued by the Company subject to its General Conditions of Service printed overleaf, available on request or accessible at [www.sgs.com/terms\\_and\\_conditions.htm](http://www.sgs.com/terms_and_conditions.htm) and, for electronic format documents, subject to Terms and Conditions for Electronic Documents at [www.sgs.com/terms\\_e-document.htm](http://www.sgs.com/terms_e-document.htm). Attention is drawn to the limitation of liability, indemnification and jurisdiction issues defined therein. Any holder of this document is advised that information contained hereon reflects the Company's findings at the time of its intervention only and within the limits of Client's instructions, if any. The Company's sole responsibility is to its Client and this document does not exonerate parties to a transaction from exercising all their rights and obligations under the transaction documents. This document cannot be reproduced except in full, without prior written approval of the Company. Any unauthorized alteration, forgery or falsification of the content or appearance of this document is unlawful and offenders may be prosecuted to the fullest extent of the law.

FDD Band 17 (Reduced Power)									
BW(Mhz)	Modulation	RB Size	RB Offset	Frequency (MHz)	Channel	Conducted power (dBm)	Target Power + Max. Tolerance (dBm)	MPR Allowed per 3GPP(dB)	
10	QPSK	1 RB	0	709	23780	18.00	20	0	
				710	23790	18.16	20	0	
				711	23800	18.12	20	0	
			25	709	23780	18.53	20	0	
				710	23790	18.45	20	0	
				711	23800	18.38	20	0	
		49	709	23780	18.28	20	0		
			710	23790	18.26	20	0		
			711	23800	18.11	20	0		
		25 RB	0	709	23780	18.30	20	0-1	
				710	23790	18.20	20	0-1	
				711	23800	18.24	20	0-1	
			12	709	23780	18.26	20	0-1	
				710	23790	18.37	20	0-1	
				711	23800	18.38	20	0-1	
			25	709	23780	18.36	20	0-1	
				710	23790	18.35	20	0-1	
				711	23800	18.20	20	0-1	
			50RB	709	23780	18.18	20	0-1	
				710	23790	18.20	20	0-1	
				711	23800	18.25	20	0-1	
		16-QAM	1 RB	0	709	23780	17.93	20	0-1
					710	23790	18.36	20	0-1
					711	23800	17.94	20	0-1
	25			709	23780	18.29	20	0-1	
				710	23790	18.40	20	0-1	
				711	23800	18.21	20	0-1	
	49			709	23780	18.06	20	0-1	
				710	23790	18.25	20	0-1	
				711	23800	17.80	20	0-1	
	25 RB			0	709	23780	18.20	20	0-2
					710	23790	18.12	20	0-2
					711	23800	18.19	20	0-2
			12	709	23780	18.17	20	0-2	
				710	23790	18.07	20	0-2	
				711	23800	18.29	20	0-2	
			25	709	23780	18.29	20	0-2	
				710	23790	18.10	20	0-2	
				711	23800	18.13	20	0-2	
	50RB		709	23780	18.02	20	0-2		
			710	23790	18.01	20	0-2		
			711	23800	18.13	20	0-2		

Unless otherwise stated the results shown in this test report refer only to the sample(s) tested and such sample(s) are retained for 90 days only.

除非另有說明，此報告結果僅對測試之樣品負責，同時此樣品僅保留90天。本報告未經本公司書面許可，不可部份複製。

This document is issued by the Company subject to its General Conditions of Service printed overleaf, available on request or accessible at [www.sgs.com/terms\\_and\\_conditions.htm](http://www.sgs.com/terms_and_conditions.htm) and, for electronic format documents, subject to Terms and Conditions for Electronic Documents at [www.sgs.com/terms\\_e-document.htm](http://www.sgs.com/terms_e-document.htm). Attention is drawn to the limitation of liability, indemnification and jurisdiction issues defined therein. Any holder of this document is advised that information contained hereon reflects the Company's findings at the time of its intervention only and within the limits of Client's instructions, if any. The Company's sole responsibility is to its Client and this document does not exonerate parties to a transaction from exercising all their rights and obligations under the transaction documents. This document cannot be reproduced except in full, without prior written approval of the Company. Any unauthorized alteration, forgery or falsification of the content or appearance of this document is unlawful and offenders may be prosecuted to the fullest extent of the law.

FDD Band 17 (Reduced Power)									
BW(Mhz)	Modulation	RB Size	RB Offset	Frequency (MHz)	Channel	Conducted power (dBm)	Target Power + Max. Tolerance (dBm)	MPR Allowed per 3GPP(dB)	
5	QPSK	1 RB	0	706.5	23755	17.88	20	0	
				710	23790	18.21	20	0	
				713.5	23825	18.14	20	0	
			12	706.5	23755	18.02	20	0	
				710	23790	18.23	20	0	
				713.5	23825	18.03	20	0	
			24	706.5	23755	18.40	20	0	
				710	23790	18.00	20	0	
				713.5	23825	17.68	20	0	
		12 RB	0	706.5	23755	18.01	20	0-1	
				710	23790	18.20	20	0-1	
				713.5	23825	18.21	20	0-1	
			6	706.5	23755	18.04	20	0-1	
				710	23790	18.23	20	0-1	
				713.5	23825	17.95	20	0-1	
			13	706.5	23755	18.23	20	0-1	
				710	23790	18.19	20	0-1	
				713.5	23825	17.93	20	0-1	
		25RB	706.5	23755	18.03	20	0-1		
			710	23790	18.13	20	0-1		
			713.5	23825	18.02	20	0-1		
		16-QAM	1 RB	0	706.5	23755	17.95	20	0-1
					710	23790	17.95	20	0-1
					713.5	23825	17.99	20	0-1
	12			706.5	23755	17.80	20	0-1	
				710	23790	18.34	20	0-1	
				713.5	23825	18.15	20	0-1	
	24			706.5	23755	17.84	20	0-1	
				710	23790	17.89	20	0-1	
				713.5	23825	17.43	20	0-1	
	12 RB		0	706.5	23755	17.66	20	0-2	
				710	23790	18.16	20	0-2	
				713.5	23825	18.15	20	0-2	
			6	706.5	23755	17.97	20	0-2	
				710	23790	18.21	20	0-2	
				713.5	23825	17.93	20	0-2	
			13	706.5	23755	18.20	20	0-2	
				710	23790	18.13	20	0-2	
				713.5	23825	17.85	20	0-2	
	25RB		706.5	23755	17.96	20	0-2		
			710	23790	17.84	20	0-2		
			713.5	23825	17.96	20	0-2		

Unless otherwise stated the results shown in this test report refer only to the sample(s) tested and such sample(s) are retained for 90 days only.

除非另有說明，此報告結果僅對測試之樣品負責，同時此樣品僅保留90天。本報告未經本公司書面許可，不可部份複製。

This document is issued by the Company subject to its General Conditions of Service printed overleaf, available on request or accessible at [www.sgs.com/terms\\_and\\_conditions.htm](http://www.sgs.com/terms_and_conditions.htm) and, for electronic format documents, subject to Terms and Conditions for Electronic Documents at [www.sgs.com/terms\\_e-document.htm](http://www.sgs.com/terms_e-document.htm). Attention is drawn to the limitation of liability, indemnification and jurisdiction issues defined therein. Any holder of this document is advised that information contained hereon reflects the Company's findings at the time of its intervention only and within the limits of Client's instructions, if any. The Company's sole responsibility is to its Client and this document does not exonerate parties to a transaction from exercising all their rights and obligations under the transaction documents. This document cannot be reproduced except in full, without prior written approval of the Company. Any unauthorized alteration, forgery or falsification of the content or appearance of this document is unlawful and offenders may be prosecuted to the fullest extent of the law.



FDD Band 25 (Full Power)										
BW(Mhz)	Modulation	RB Size	RB Offset	Frequency (MHz)	Channel	Conducted power (dBm)	Target Power + Max. Tolerance (dBm)	MPR Allowed per 3GPP(dB)		
20	QPSK	1 RB	0	1860	26140	22.20	23	0		
				1882.5	26365	22.12	23	0		
				1905	26590	22.02	23	0		
			50	0	1860	26140	22.19	23	0	
					1882.5	26365	22.07	23	0	
					1905	26590	22.14	23	0	
			99	0	1860	26140	22.25	23	0	
					1882.5	26365	22.28	23	0	
					1905	26590	22.37	23	0	
		50 RB	0	0	1860	26140	21.11	22	0-1	
					1882.5	26365	21.02	22	0-1	
					1905	26590	21.04	22	0-1	
				25	0	1860	26140	21.08	22	0-1
						1882.5	26365	20.97	22	0-1
						1905	26590	21.01	22	0-1
			50	0	1860	26140	20.99	22	0-1	
					1882.5	26365	20.97	22	0-1	
					1905	26590	21.14	22	0-1	
			100RB	0	1860	26140	21.12	22	0-1	
					1882.5	26365	21.10	22	0-1	
					1905	26590	21.16	22	0-1	
		16-QAM	1 RB	0	1860	26140	21.06	22	0-1	
					1882.5	26365	21.31	22	0-1	
					1905	26590	21.45	22	0-1	
	50			0	1860	26140	21.18	22	0-1	
					1882.5	26365	21.39	22	0-1	
					1905	26590	21.42	22	0-1	
	99			0	1860	26140	21.00	22	0-1	
					1882.5	26365	21.46	22	0-1	
					1905	26590	21.65	22	0-1	
	50 RB			0	0	1860	26140	20.00	21	0-2
						1882.5	26365	20.02	21	0-2
						1905	26590	19.94	21	0-2
			25		0	1860	26140	19.96	21	0-2
						1882.5	26365	20.10	21	0-2
						1905	26590	20.00	21	0-2
			50	0	1860	26140	19.95	21	0-2	
					1882.5	26365	19.93	21	0-2	
					1905	26590	20.19	21	0-2	
			100RB	0	1860	26140	20.03	21	0-2	
					1882.5	26365	19.98	21	0-2	
					1905	26590	20.10	21	0-2	

Unless otherwise stated the results shown in this test report refer only to the sample(s) tested and such sample(s) are retained for 90 days only.

除非另有說明，此報告結果僅對測試之樣品負責，同時此樣品僅保留90天。本報告未經本公司書面許可，不可部份複製。

This document is issued by the Company subject to its General Conditions of Service printed overleaf, available on request or accessible at [www.sgs.com/terms\\_and\\_conditions.htm](http://www.sgs.com/terms_and_conditions.htm) and, for electronic format documents, subject to Terms and Conditions for Electronic Documents at [www.sgs.com/terms\\_e-document.htm](http://www.sgs.com/terms_e-document.htm). Attention is drawn to the limitation of liability, indemnification and jurisdiction issues defined therein. Any holder of this document is advised that information contained hereon reflects the Company's findings at the time of its intervention only and within the limits of Client's instructions, if any. The Company's sole responsibility is to its Client and this document does not exonerate parties to a transaction from exercising all their rights and obligations under the transaction documents. This document cannot be reproduced except in full, without prior written approval of the Company. Any unauthorized alteration, forgery or falsification of the content or appearance of this document is unlawful and offenders may be prosecuted to the fullest extent of the law.

FDD Band 25 (Full Power)								
BW(Mhz)	Modulation	RB Size	RB Offset	Frequency (MHz)	Channel	Conducted power (dBm)	Target Power + Max. Tolerance (dBm)	MPR Allowed per 3GPP(dB)
15	QPSK	1 RB	0	1857.5	26115	22.33	23	0
				1882.5	26365	22.26	23	0
				1907.5	26615	22.07	23	0
			36	1857.5	26115	22.18	23	0
				1882.5	26365	22.17	23	0
				1907.5	26615	22.23	23	0
			74	1857.5	26115	22.19	23	0
				1882.5	26365	22.11	23	0
				1907.5	26615	22.33	23	0
		36 RB	0	1857.5	26115	21.06	22	0-1
				1882.5	26365	21.10	22	0-1
				1907.5	26615	20.98	22	0-1
			18	1857.5	26115	21.08	22	0-1
				1882.5	26365	21.06	22	0-1
				1907.5	26615	21.10	22	0-1
			37	1857.5	26115	21.04	22	0-1
				1882.5	26365	20.93	22	0-1
				1907.5	26615	21.26	22	0-1
	75RB	1857.5	26115	20.98	22	0-1		
		1882.5	26365	20.91	22	0-1		
		1907.5	26615	21.07	22	0-1		
	16-QAM	1 RB	0	1857.5	26115	20.85	22	0-1
				1882.5	26365	20.92	22	0-1
				1907.5	26615	21.12	22	0-1
			36	1857.5	26115	21.44	22	0-1
				1882.5	26365	21.02	22	0-1
				1907.5	26615	20.98	22	0-1
			74	1857.5	26115	21.40	22	0-1
				1882.5	26365	20.98	22	0-1
				1907.5	26615	21.36	22	0-1
		36 RB	0	1857.5	26115	20.06	21	0-2
				1882.5	26365	20.08	21	0-2
				1907.5	26615	19.94	21	0-2
			18	1857.5	26115	20.08	21	0-2
				1882.5	26365	19.92	21	0-2
				1907.5	26615	20.03	21	0-2
37			1857.5	26115	20.03	21	0-2	
			1882.5	26365	19.94	21	0-2	
			1907.5	26615	20.29	21	0-2	
75RB	1857.5	26115	19.93	21	0-2			
	1882.5	26365	19.94	21	0-2			
	1907.5	26615	20.12	21	0-2			

Unless otherwise stated the results shown in this test report refer only to the sample(s) tested and such sample(s) are retained for 90 days only.

除非另有說明，此報告結果僅對測試之樣品負責，同時此樣品僅保留90天。本報告未經本公司書面許可，不可部份複製。

This document is issued by the Company subject to its General Conditions of Service printed overleaf, available on request or accessible at [www.sgs.com/terms\\_and\\_conditions.htm](http://www.sgs.com/terms_and_conditions.htm) and, for electronic format documents, subject to Terms and Conditions for Electronic Documents at [www.sgs.com/terms\\_e-document.htm](http://www.sgs.com/terms_e-document.htm). Attention is drawn to the limitation of liability, indemnification and jurisdiction issues defined therein. Any holder of this document is advised that information contained hereon reflects the Company's findings at the time of its intervention only and within the limits of Client's instructions, if any. The Company's sole responsibility is to its Client and this document does not exonerate parties to a transaction from exercising all their rights and obligations under the transaction documents. This document cannot be reproduced except in full, without prior written approval of the Company. Any unauthorized alteration, forgery or falsification of the content or appearance of this document is unlawful and offenders may be prosecuted to the fullest extent of the law.

FDD Band 25 (Full Power)									
BW(Mhz)	Modulation	RB Size	RB Offset	Frequency (MHz)	Channel	Conducted power (dBm)	Target Power + Max. Tolerance (dBm)	MPR Allowed per 3GPP(dB)	
10	QPSK	1 RB	0	1855	26090	22.10	23	0	
				1882.5	26365	22.06	23	0	
				1910	26640	22.18	23	0	
			25	1855	26090	22.17	23	0	
				1882.5	26365	22.19	23	0	
				1910	26640	22.31	23	0	
			49	1855	26090	22.19	23	0	
				1882.5	26365	22.13	23	0	
				1910	26640	22.32	23	0	
		25 RB	0	1855	26090	21.06	22	0-1	
				1882.5	26365	21.16	22	0-1	
				1910	26640	21.16	22	0-1	
			12	1855	26090	21.16	22	0-1	
				1882.5	26365	21.13	22	0-1	
				1910	26640	21.31	22	0-1	
			25	1855	26090	21.00	22	0-1	
				1882.5	26365	21.03	22	0-1	
				1910	26640	21.22	22	0-1	
		50RB	1855	26090	21.02	22	0-1		
			1882.5	26365	20.91	22	0-1		
			1910	26640	21.08	22	0-1		
		16-QAM	1 RB	0	1855	26090	21.03	22	0-1
					1882.5	26365	21.42	22	0-1
					1910	26640	21.32	22	0-1
	25			1855	26090	20.85	22	0-1	
				1882.5	26365	21.05	22	0-1	
				1910	26640	21.29	22	0-1	
	49			1855	26090	21.13	22	0-1	
				1882.5	26365	21.09	22	0-1	
				1910	26640	21.48	22	0-1	
	25 RB			0	1855	26090	19.98	21	0-2
					1882.5	26365	20.08	21	0-2
					1910	26640	20.16	21	0-2
			12	1855	26090	20.07	21	0-2	
				1882.5	26365	20.08	21	0-2	
				1910	26640	20.10	21	0-2	
			25	1855	26090	20.04	21	0-2	
				1882.5	26365	20.04	21	0-2	
				1910	26640	20.19	21	0-2	
	50RB		1855	26090	19.91	21	0-2		
			1882.5	26365	19.84	21	0-2		
			1910	26640	20.17	21	0-2		

Unless otherwise stated the results shown in this test report refer only to the sample(s) tested and such sample(s) are retained for 90 days only.

除非另有說明，此報告結果僅對測試之樣品負責，同時此樣品僅保留90天。本報告未經本公司書面許可，不可部份複製。

This document is issued by the Company subject to its General Conditions of Service printed overleaf, available on request or accessible at [www.sgs.com/terms\\_and\\_conditions.htm](http://www.sgs.com/terms_and_conditions.htm) and, for electronic format documents, subject to Terms and Conditions for Electronic Documents at [www.sgs.com/terms\\_e-document.htm](http://www.sgs.com/terms_e-document.htm). Attention is drawn to the limitation of liability, indemnification and jurisdiction issues defined therein. Any holder of this document is advised that information contained hereon reflects the Company's findings at the time of its intervention only and within the limits of Client's instructions, if any. The Company's sole responsibility is to its Client and this document does not exonerate parties to a transaction from exercising all their rights and obligations under the transaction documents. This document cannot be reproduced except in full, without prior written approval of the Company. Any unauthorized alteration, forgery or falsification of the content or appearance of this document is unlawful and offenders may be prosecuted to the fullest extent of the law.

FDD Band 25 (Full Power)									
BW(Mhz)	Modulation	RB Size	RB Offset	Frequency (MHz)	Channel	Conducted power (dBm)	Target Power + Max. Tolerance (dBm)	MPR Allowed per 3GPP(dB)	
5	QPSK	1 RB	0	1852.5	26065	22.12	23	0	
				1882.5	26365	22.10	23	0	
				1912.5	26665	22.26	23	0	
			12	1852.5	26065	22.07	23	0	
				1882.5	26365	22.06	23	0	
				1912.5	26665	22.29	23	0	
			24	1852.5	26065	22.13	23	0	
				1882.5	26365	22.04	23	0	
				1912.5	26665	22.30	23	0	
		12 RB	0	1852.5	26065	21.20	22	0-1	
				1882.5	26365	21.22	22	0-1	
				1912.5	26665	21.27	22	0-1	
			6	1852.5	26065	21.16	22	0-1	
				1882.5	26365	21.17	22	0-1	
				1912.5	26665	21.23	22	0-1	
			13	1852.5	26065	21.20	22	0-1	
				1882.5	26365	21.11	22	0-1	
				1912.5	26665	21.28	22	0-1	
		25RB	1852.5	26065	21.04	22	0-1		
			1882.5	26365	21.07	22	0-1		
			1912.5	26665	21.23	22	0-1		
		16-QAM	1 RB	0	1852.5	26065	21.29	22	0-1
					1882.5	26365	21.37	22	0-1
					1912.5	26665	21.30	22	0-1
	12			1852.5	26065	21.24	22	0-1	
				1882.5	26365	21.04	22	0-1	
				1912.5	26665	21.30	22	0-1	
	24			1852.5	26065	21.39	22	0-1	
				1882.5	26365	21.34	22	0-1	
				1912.5	26665	21.13	22	0-1	
	12 RB		0	1852.5	26065	20.08	21	0-2	
				1882.5	26365	20.10	21	0-2	
				1912.5	26665	20.32	21	0-2	
			6	1852.5	26065	20.15	21	0-2	
				1882.5	26365	20.09	21	0-2	
				1912.5	26665	20.35	21	0-2	
			13	1852.5	26065	20.25	21	0-2	
				1882.5	26365	20.21	21	0-2	
				1912.5	26665	20.35	21	0-2	
	25RB		1852.5	26065	19.97	21	0-2		
			1882.5	26365	20.08	21	0-2		
			1912.5	26665	20.18	21	0-2		

Unless otherwise stated the results shown in this test report refer only to the sample(s) tested and such sample(s) are retained for 90 days only.

除非另有說明，此報告結果僅對測試之樣品負責，同時此樣品僅保留90天。本報告未經本公司書面許可，不可部份複製。

This document is issued by the Company subject to its General Conditions of Service printed overleaf, available on request or accessible at [www.sgs.com/terms\\_and\\_conditions.htm](http://www.sgs.com/terms_and_conditions.htm) and, for electronic format documents, subject to Terms and Conditions for Electronic Documents at [www.sgs.com/terms\\_e-document.htm](http://www.sgs.com/terms_e-document.htm). Attention is drawn to the limitation of liability, indemnification and jurisdiction issues defined therein. Any holder of this document is advised that information contained hereon reflects the Company's findings at the time of its intervention only and within the limits of Client's instructions, if any. The Company's sole responsibility is to its Client and this document does not exonerate parties to a transaction from exercising all their rights and obligations under the transaction documents. This document cannot be reproduced except in full, without prior written approval of the Company. Any unauthorized alteration, forgery or falsification of the content or appearance of this document is unlawful and offenders may be prosecuted to the fullest extent of the law.

FDD Band 25 (Full Power)									
BW(Mhz)	Modulation	RB Size	RB Offset	Frequency (MHz)	Channel	Conducted power (dBm)	Target Power + Max. Tolerance (dBm)	MPR Allowed per 3GPP(dB)	
3	QPSK	1 RB	0	1851.5	26055	22.08	23	0	
				1882.5	26365	22.03	23	0	
				1913.5	26675	22.30	23	0	
			7	1851.5	26055	22.20	23	0	
				1882.5	26365	22.17	23	0	
				1913.5	26675	22.20	23	0	
		14	1851.5	26055	22.14	23	0		
			1882.5	26365	22.18	23	0		
			1913.5	26675	22.24	23	0		
		8 RB	0	1851.5	26055	21.16	22	0-1	
				1882.5	26365	21.27	22	0-1	
				1913.5	26675	21.33	22	0-1	
			4	1851.5	26055	21.22	22	0-1	
				1882.5	26365	21.19	22	0-1	
				1913.5	26675	21.27	22	0-1	
			7	1851.5	26055	21.22	22	0-1	
				1882.5	26365	21.26	22	0-1	
				1913.5	26675	21.28	22	0-1	
		15RB	1851.5	26055	21.19	22	0-1		
			1882.5	26365	21.20	22	0-1		
			1913.5	26675	21.25	22	0-1		
		16-QAM	1 RB	0	1851.5	26055	20.97	22	0-1
					1882.5	26365	21.53	22	0-1
					1913.5	26675	20.95	22	0-1
	7			1851.5	26055	20.82	22	0-1	
				1882.5	26365	21.14	22	0-1	
				1913.5	26675	21.22	22	0-1	
	14			1851.5	26055	21.18	22	0-1	
				1882.5	26365	21.38	22	0-1	
				1913.5	26675	21.25	22	0-1	
	8 RB			0	1851.5	26055	20.17	21	0-2
					1882.5	26365	20.19	21	0-2
					1913.5	26675	20.24	21	0-2
			4	1851.5	26055	20.00	21	0-2	
				1882.5	26365	20.04	21	0-2	
				1913.5	26675	20.24	21	0-2	
			7	1851.5	26055	20.23	21	0-2	
				1882.5	26365	20.12	21	0-2	
				1913.5	26675	20.40	21	0-2	
	15RB		1851.5	26055	20.12	21	0-2		
			1882.5	26365	20.10	21	0-2		
			1913.5	26675	20.39	21	0-2		

Unless otherwise stated the results shown in this test report refer only to the sample(s) tested and such sample(s) are retained for 90 days only.

除非另有說明，此報告結果僅對測試之樣品負責，同時此樣品僅保留90天。本報告未經本公司書面許可，不可部份複製。

This document is issued by the Company subject to its General Conditions of Service printed overleaf, available on request or accessible at [www.sgs.com/terms\\_and\\_conditions.htm](http://www.sgs.com/terms_and_conditions.htm) and, for electronic format documents, subject to Terms and Conditions for Electronic Documents at [www.sgs.com/terms\\_e-document.htm](http://www.sgs.com/terms_e-document.htm). Attention is drawn to the limitation of liability, indemnification and jurisdiction issues defined therein. Any holder of this document is advised that information contained hereon reflects the Company's findings at the time of its intervention only and within the limits of Client's instructions, if any. The Company's sole responsibility is to its Client and this document does not exonerate parties to a transaction from exercising all their rights and obligations under the transaction documents. This document cannot be reproduced except in full, without prior written approval of the Company. Any unauthorized alteration, forgery or falsification of the content or appearance of this document is unlawful and offenders may be prosecuted to the fullest extent of the law.

FDD Band 25 (Full Power)									
BW(Mhz)	Modulation	RB Size	RB Offset	Frequency (MHz)	Channel	Conducted power (dBm)	Target Power + Max. Tolerance (dBm)	MPR Allowed per 3GPP(dB)	
1.4	QPSK	1 RB	0	1850.7	26047	22.06	23	0	
				1882.5	26365	22.10	23	0	
				1914.3	26683	22.24	23	0	
			2	1850.7	26047	22.12	23	0	
				1882.5	26365	22.15	23	0	
				1914.3	26683	22.29	23	0	
		5	1850.7	26047	22.11	23	0		
			1882.5	26365	22.16	23	0		
			1914.3	26683	22.28	23	0		
		3 RB	0	1850.7	26047	21.07	22	0-1	
				1882.5	26365	21.04	22	0-1	
				1914.3	26683	21.24	22	0-1	
			2	1850.7	26047	21.16	22	0-1	
				1882.5	26365	21.06	22	0-1	
				1914.3	26683	21.18	22	0-1	
			3	1850.7	26047	21.01	22	0-1	
				1882.5	26365	21.09	22	0-1	
				1914.3	26683	21.05	22	0-1	
		6RB	1850.7	26047	20.11	22	0-1		
			1882.5	26365	20.14	22	0-1		
			1914.3	26683	20.23	22	0-1		
		16-QAM	1 RB	0	1850.7	26047	21.04	22	0-1
					1882.5	26365	21.06	22	0-1
					1914.3	26683	21.34	22	0-1
	2			1850.7	26047	21.09	22	0-1	
				1882.5	26365	21.36	22	0-1	
				1914.3	26683	21.15	22	0-1	
	5			1850.7	26047	21.43	22	0-1	
				1882.5	26365	21.10	22	0-1	
				1914.3	26683	20.89	22	0-1	
	3 RB			0	1850.7	26047	20.03	21	0-2
					1882.5	26365	20.17	21	0-2
					1914.3	26683	20.28	21	0-2
			2	1850.7	26047	19.86	21	0-2	
				1882.5	26365	20.10	21	0-2	
				1914.3	26683	20.25	21	0-2	
			3	1850.7	26047	20.14	21	0-2	
				1882.5	26365	19.96	21	0-2	
				1914.3	26683	20.17	21	0-2	
	6RB		1850.7	26047	19.13	21	0-2		
			1882.5	26365	19.14	21	0-2		
			1914.3	26683	19.25	21	0-2		

Unless otherwise stated the results shown in this test report refer only to the sample(s) tested and such sample(s) are retained for 90 days only.

除非另有說明，此報告結果僅對測試之樣品負責，同時此樣品僅保留90天。本報告未經本公司書面許可，不可部份複製。

This document is issued by the Company subject to its General Conditions of Service printed overleaf, available on request or accessible at [www.sgs.com/terms\\_and\\_conditions.htm](http://www.sgs.com/terms_and_conditions.htm) and, for electronic format documents, subject to Terms and Conditions for Electronic Documents at [www.sgs.com/terms\\_e-document.htm](http://www.sgs.com/terms_e-document.htm). Attention is drawn to the limitation of liability, indemnification and jurisdiction issues defined therein. Any holder of this document is advised that information contained hereon reflects the Company's findings at the time of its intervention only and within the limits of Client's instructions, if any. The Company's sole responsibility is to its Client and this document does not exonerate parties to a transaction from exercising all their rights and obligations under the transaction documents. This document cannot be reproduced except in full, without prior written approval of the Company. Any unauthorized alteration, forgery or falsification of the content or appearance of this document is unlawful and offenders may be prosecuted to the fullest extent of the law.

FDD Band 25 (Reduced Power)									
BW(Mhz)	Modulation	RB Size	RB Offset	Frequency (MHz)	Channel	Conducted power (dBm)	Target Power + Max. Tolerance (dBm)	MPR Allowed per 3GPP(dB)	
20	QPSK	1 RB	0	1860	26140	19.75	20	0	
				1882.5	26365	19.66	20	0	
				1905	26590	19.60	20	0	
			50	1860	26140	19.81	20	0	
				1882.5	26365	19.72	20	0	
				1905	26590	19.69	20	0	
		99	1860	26140	19.80	20	0		
			1882.5	26365	19.65	20	0		
			1905	26590	19.93	20	0		
		50 RB	0	1860	26140	19.53	20	0-1	
				1882.5	26365	19.49	20	0-1	
				1905	26590	19.46	20	0-1	
			25	1860	26140	19.58	20	0-1	
				1882.5	26365	19.50	20	0-1	
				1905	26590	19.46	20	0-1	
			50	1860	26140	19.63	20	0-1	
				1882.5	26365	19.49	20	0-1	
				1905	26590	19.64	20	0-1	
			100RB	1860	26140	19.59	20	0-1	
				1882.5	26365	19.47	20	0-1	
				1905	26590	19.61	20	0-1	
		16-QAM	1 RB	0	1860	26140	19.78	20	0-1
					1882.5	26365	19.66	20	0-1
					1905	26590	19.62	20	0-1
	50			1860	26140	19.83	20	0-1	
				1882.5	26365	19.73	20	0-1	
				1905	26590	19.67	20	0-1	
	99			1860	26140	19.75	20	0-1	
				1882.5	26365	19.60	20	0-1	
				1905	26590	19.85	20	0-1	
	50 RB			0	1860	26140	19.53	20	0-2
					1882.5	26365	19.39	20	0-2
					1905	26590	19.39	20	0-2
			25	1860	26140	19.59	20	0-2	
				1882.5	26365	19.40	20	0-2	
				1905	26590	19.44	20	0-2	
			50	1860	26140	19.59	20	0-2	
				1882.5	26365	19.39	20	0-2	
				1905	26590	19.59	20	0-2	
	100RB		1860	26140	19.54	20	0-2		
			1882.5	26365	19.48	20	0-2		
			1905	26590	19.62	20	0-2		

Unless otherwise stated the results shown in this test report refer only to the sample(s) tested and such sample(s) are retained for 90 days only.

除非另有說明，此報告結果僅對測試之樣品負責，同時此樣品僅保留90天。本報告未經本公司書面許可，不可部份複製。

This document is issued by the Company subject to its General Conditions of Service printed overleaf, available on request or accessible at [www.sgs.com/terms\\_and\\_conditions.htm](http://www.sgs.com/terms_and_conditions.htm) and, for electronic format documents, subject to Terms and Conditions for Electronic Documents at [www.sgs.com/terms\\_e-document.htm](http://www.sgs.com/terms_e-document.htm). Attention is drawn to the limitation of liability, indemnification and jurisdiction issues defined therein. Any holder of this document is advised that information contained hereon reflects the Company's findings at the time of its intervention only and within the limits of Client's instructions, if any. The Company's sole responsibility is to its Client and this document does not exonerate parties to a transaction from exercising all their rights and obligations under the transaction documents. This document cannot be reproduced except in full, without prior written approval of the Company. Any unauthorized alteration, forgery or falsification of the content or appearance of this document is unlawful and offenders may be prosecuted to the fullest extent of the law.

FDD Band 25 (Reduced Power)									
BW(Mhz)	Modulation	RB Size	RB Offset	Frequency (MHz)	Channel	Conducted power (dBm)	Target Power + Max. Tolerance (dBm)	MPR Allowed per 3GPP(dB)	
15	QPSK	1 RB	0	1857.5	26115	19.79	20	0	
				1882.5	26365	19.75	20	0	
				1907.5	26615	19.65	20	0	
			36	1857.5	26115	19.75	20	0	
				1882.5	26365	19.77	20	0	
				1907.5	26615	19.81	20	0	
			74	1857.5	26115	19.82	20	0	
				1882.5	26365	19.65	20	0	
				1907.5	26615	19.91	20	0	
		36 RB	0	1857.5	26115	19.71	20	0-1	
				1882.5	26365	19.58	20	0-1	
				1907.5	26615	19.53	20	0-1	
			18	1857.5	26115	19.67	20	0-1	
				1882.5	26365	19.63	20	0-1	
				1907.5	26615	19.65	20	0-1	
			37	1857.5	26115	19.70	20	0-1	
				1882.5	26365	19.47	20	0-1	
				1907.5	26615	19.79	20	0-1	
		75RB	1857.5	26115	19.62	20	0-1		
			1882.5	26365	19.49	20	0-1		
			1907.5	26615	19.64	20	0-1		
		16-QAM	1 RB	0	1857.5	26115	19.71	20	0-1
					1882.5	26365	19.72	20	0-1
					1907.5	26615	19.64	20	0-1
	36			1857.5	26115	19.78	20	0-1	
				1882.5	26365	19.70	20	0-1	
				1907.5	26615	19.72	20	0-1	
	74			1857.5	26115	19.77	20	0-1	
				1882.5	26365	19.59	20	0-1	
				1907.5	26615	19.90	20	0-1	
	36 RB			0	1857.5	26115	19.62	20	0-2
					1882.5	26365	19.53	20	0-2
					1907.5	26615	19.49	20	0-2
			18	1857.5	26115	19.63	20	0-2	
				1882.5	26365	19.55	20	0-2	
				1907.5	26615	19.63	20	0-2	
			37	1857.5	26115	19.66	20	0-2	
				1882.5	26365	19.49	20	0-2	
				1907.5	26615	19.76	20	0-2	
	75RB		1857.5	26115	19.54	20	0-2		
			1882.5	26365	19.43	20	0-2		
			1907.5	26615	19.59	20	0-2		

Unless otherwise stated the results shown in this test report refer only to the sample(s) tested and such sample(s) are retained for 90 days only.

除非另有說明，此報告結果僅對測試之樣品負責，同時此樣品僅保留90天。本報告未經本公司書面許可，不可部份複製。

This document is issued by the Company subject to its General Conditions of Service printed overleaf, available on request or accessible at [www.sgs.com/terms\\_and\\_conditions.htm](http://www.sgs.com/terms_and_conditions.htm) and, for electronic format documents, subject to Terms and Conditions for Electronic Documents at [www.sgs.com/terms\\_e-document.htm](http://www.sgs.com/terms_e-document.htm). Attention is drawn to the limitation of liability, indemnification and jurisdiction issues defined therein. Any holder of this document is advised that information contained hereon reflects the Company's findings at the time of its intervention only and within the limits of Client's instructions, if any. The Company's sole responsibility is to its Client and this document does not exonerate parties to a transaction from exercising all their rights and obligations under the transaction documents. This document cannot be reproduced except in full, without prior written approval of the Company. Any unauthorized alteration, forgery or falsification of the content or appearance of this document is unlawful and offenders may be prosecuted to the fullest extent of the law.



FDD Band 25 (Reduced Power)									
BW(Mhz)	Modulation	RB Size	RB Offset	Frequency (MHz)	Channel	Conducted power (dBm)	Target Power + Max. Tolerance (dBm)	MPR Allowed per 3GPP(dB)	
10	QPSK	1 RB	0	1855	26090	19.75	20	0	
				1882.5	26365	19.71	20	0	
				1910	26640	19.68	20	0	
			25	1855	26090	19.81	20	0	
				1882.5	26365	19.72	20	0	
				1910	26640	19.83	20	0	
			49	1855	26090	19.71	20	0	
				1882.5	26365	19.63	20	0	
				1910	26640	19.85	20	0	
		25 RB	0	1855	26090	19.69	20	0-1	
				1882.5	26365	19.63	20	0-1	
				1910	26640	19.70	20	0-1	
			12	1855	26090	19.76	20	0-1	
				1882.5	26365	19.70	20	0-1	
				1910	26640	19.75	20	0-1	
			25	1855	26090	19.60	20	0-1	
				1882.5	26365	19.56	20	0-1	
				1910	26640	19.73	20	0-1	
		50RB	1855	26090	19.58	20	0-1		
			1882.5	26365	19.48	20	0-1		
			1910	26640	19.66	20	0-1		
		16-QAM	1 RB	0	1855	26090	19.74	20	0-1
					1882.5	26365	19.77	20	0-1
					1910	26640	19.70	20	0-1
	25			1855	26090	19.80	20	0-1	
				1882.5	26365	19.66	20	0-1	
				1910	26640	19.79	20	0-1	
	49			1855	26090	19.69	20	0-1	
				1882.5	26365	19.62	20	0-1	
				1910	26640	19.82	20	0-1	
	25 RB			0	1855	26090	19.59	20	0-2
					1882.5	26365	19.58	20	0-2
					1910	26640	19.70	20	0-2
			12	1855	26090	19.63	20	0-2	
				1882.5	26365	19.66	20	0-2	
				1910	26640	19.69	20	0-2	
			25	1855	26090	19.63	20	0-2	
				1882.5	26365	19.53	20	0-2	
				1910	26640	19.67	20	0-2	
	50RB		1855	26090	19.55	20	0-2		
			1882.5	26365	19.45	20	0-2		
			1910	26640	19.63	20	0-2		

Unless otherwise stated the results shown in this test report refer only to the sample(s) tested and such sample(s) are retained for 90 days only.

除非另有說明，此報告結果僅對測試之樣品負責，同時此樣品僅保留90天。本報告未經本公司書面許可，不可部份複製。

This document is issued by the Company subject to its General Conditions of Service printed overleaf, available on request or accessible at [www.sgs.com/terms\\_and\\_conditions.htm](http://www.sgs.com/terms_and_conditions.htm) and, for electronic format documents, subject to Terms and Conditions for Electronic Documents at [www.sgs.com/terms\\_e-document.htm](http://www.sgs.com/terms_e-document.htm). Attention is drawn to the limitation of liability, indemnification and jurisdiction issues defined therein. Any holder of this document is advised that information contained hereon reflects the Company's findings at the time of its intervention only and within the limits of Client's instructions, if any. The Company's sole responsibility is to its Client and this document does not exonerate parties to a transaction from exercising all their rights and obligations under the transaction documents. This document cannot be reproduced except in full, without prior written approval of the Company. Any unauthorized alteration, forgery or falsification of the content or appearance of this document is unlawful and offenders may be prosecuted to the fullest extent of the law.

FDD Band 25 (Reduced Power)									
BW(Mhz)	Modulation	RB Size	RB Offset	Frequency (MHz)	Channel	Conducted power (dBm)	Target Power + Max. Tolerance (dBm)	MPR Allowed per 3GPP(dB)	
5	QPSK	1 RB	0	1852.5	26065	19.75	20	0	
				1882.5	26365	19.70	20	0	
				1912.5	26665	19.78	20	0	
			12	1852.5	26065	19.76	20	0	
				1882.5	26365	19.73	20	0	
				1912.5	26665	19.87	20	0	
		24	1852.5	26065	19.80	20	0		
			1882.5	26365	19.69	20	0		
			1912.5	26665	19.81	20	0		
		12 RB	0	1852.5	26065	19.78	20	0-1	
				1882.5	26365	19.75	20	0-1	
				1912.5	26665	19.83	20	0-1	
			6	1852.5	26065	19.71	20	0-1	
				1882.5	26365	19.72	20	0-1	
				1912.5	26665	19.75	20	0-1	
			13	1852.5	26065	19.76	20	0-1	
				1882.5	26365	19.73	20	0-1	
				1912.5	26665	19.83	20	0-1	
		25RB	1852.5	26065	19.71	20	0-1		
			1882.5	26365	19.63	20	0-1		
			1912.5	26665	19.65	20	0-1		
		16-QAM	1 RB	0	1852.5	26065	19.72	20	0-1
					1882.5	26365	19.70	20	0-1
					1912.5	26665	19.80	20	0-1
	12			1852.5	26065	19.75	20	0-1	
				1882.5	26365	19.63	20	0-1	
				1912.5	26665	19.84	20	0-1	
	24			1852.5	26065	19.75	20	0-1	
				1882.5	26365	19.70	20	0-1	
				1912.5	26665	19.80	20	0-1	
	12 RB			0	1852.5	26065	19.80	20	0-2
					1882.5	26365	19.73	20	0-2
					1912.5	26665	19.81	20	0-2
			6	1852.5	26065	19.76	20	0-2	
				1882.5	26365	19.69	20	0-2	
				1912.5	26665	19.73	20	0-2	
			13	1852.5	26065	19.79	20	0-2	
				1882.5	26365	19.69	20	0-2	
				1912.5	26665	19.80	20	0-2	
	25RB		1852.5	26065	19.59	20	0-2		
			1882.5	26365	19.59	20	0-2		
			1912.5	26665	19.66	20	0-2		

Unless otherwise stated the results shown in this test report refer only to the sample(s) tested and such sample(s) are retained for 90 days only.

除非另有說明，此報告結果僅對測試之樣品負責，同時此樣品僅保留90天。本報告未經本公司書面許可，不可部份複製。

This document is issued by the Company subject to its General Conditions of Service printed overleaf, available on request or accessible at [www.sgs.com/terms\\_and\\_conditions.htm](http://www.sgs.com/terms_and_conditions.htm) and, for electronic format documents, subject to Terms and Conditions for Electronic Documents at [www.sgs.com/terms\\_e-document.htm](http://www.sgs.com/terms_e-document.htm). Attention is drawn to the limitation of liability, indemnification and jurisdiction issues defined therein. Any holder of this document is advised that information contained hereon reflects the Company's findings at the time of its intervention only and within the limits of Client's instructions, if any. The Company's sole responsibility is to its Client and this document does not exonerate parties to a transaction from exercising all their rights and obligations under the transaction documents. This document cannot be reproduced except in full, without prior written approval of the Company. Any unauthorized alteration, forgery or falsification of the content or appearance of this document is unlawful and offenders may be prosecuted to the fullest extent of the law.

FDD Band 25 (Reduced Power)									
BW(Mhz)	Modulation	RB Size	RB Offset	Frequency (MHz)	Channel	Conducted power (dBm)	Target Power + Max. Tolerance (dBm)	MPR Allowed per 3GPP(dB)	
3	QPSK	1 RB	0	1851.5	26055	19.76	20	0	
				1882.5	26365	19.68	20	0	
				1913.5	26675	19.84	20	0	
			7	1851.5	26055	19.78	20	0	
				1882.5	26365	19.71	20	0	
				1913.5	26675	19.83	20	0	
		14	1851.5	26055	19.74	20	0		
			1882.5	26365	19.72	20	0		
			1913.5	26675	19.83	20	0		
		8 RB	0	1851.5	26055	19.80	20	0-1	
				1882.5	26365	19.76	20	0-1	
				1913.5	26675	19.82	20	0-1	
			4	1851.5	26055	19.80	20	0-1	
				1882.5	26365	19.69	20	0-1	
				1913.5	26675	19.86	20	0-1	
			7	1851.5	26055	19.90	20	0-1	
				1882.5	26365	19.74	20	0-1	
				1913.5	26675	19.84	20	0-1	
			15RB	1851.5	26055	19.82	20	0-1	
				1882.5	26365	19.71	20	0-1	
				1913.5	26675	19.78	20	0-1	
		16-QAM	1 RB	0	1851.5	26055	19.71	20	0-1
					1882.5	26365	19.72	20	0-1
					1913.5	26675	19.81	20	0-1
	7			1851.5	26055	19.78	20	0-1	
				1882.5	26365	19.73	20	0-1	
				1913.5	26675	19.85	20	0-1	
	14			1851.5	26055	19.71	20	0-1	
				1882.5	26365	19.66	20	0-1	
				1913.5	26675	19.75	20	0-1	
	8 RB			0	1851.5	26055	19.73	20	0-2
					1882.5	26365	19.66	20	0-2
					1913.5	26675	19.74	20	0-2
			4	1851.5	26055	19.74	20	0-2	
				1882.5	26365	19.64	20	0-2	
				1913.5	26675	19.77	20	0-2	
7			1851.5	26055	19.77	20	0-2		
			1882.5	26365	19.69	20	0-2		
			1913.5	26675	19.83	20	0-2		
15RB	1851.5		26055	19.79	20	0-2			
	1882.5		26365	19.70	20	0-2			
	1913.5		26675	19.77	20	0-2			

Unless otherwise stated the results shown in this test report refer only to the sample(s) tested and such sample(s) are retained for 90 days only.

除非另有說明，此報告結果僅對測試之樣品負責，同時此樣品僅保留90天。本報告未經本公司書面許可，不可部份複製。

This document is issued by the Company subject to its General Conditions of Service printed overleaf, available on request or accessible at [www.sgs.com/terms\\_and\\_conditions.htm](http://www.sgs.com/terms_and_conditions.htm) and, for electronic format documents, subject to Terms and Conditions for Electronic Documents at [www.sgs.com/terms\\_e-document.htm](http://www.sgs.com/terms_e-document.htm). Attention is drawn to the limitation of liability, indemnification and jurisdiction issues defined therein. Any holder of this document is advised that information contained hereon reflects the Company's findings at the time of its intervention only and within the limits of Client's instructions, if any. The Company's sole responsibility is to its Client and this document does not exonerate parties to a transaction from exercising all their rights and obligations under the transaction documents. This document cannot be reproduced except in full, without prior written approval of the Company. Any unauthorized alteration, forgery or falsification of the content or appearance of this document is unlawful and offenders may be prosecuted to the fullest extent of the law.

FDD Band 25 (Reduced Power)									
BW(Mhz)	Modulation	RB Size	RB Offset	Frequency (MHz)	Channel	Conducted power (dBm)	Target Power + Max. Tolerance (dBm)	MPR Allowed per 3GPP(dB)	
1.4	QPSK	1 RB	0	1850.7	26047	19.81	20	0	
				1882.5	26365	19.74	20	0	
				1914.3	26683	19.90	20	0	
			2	1850.7	26047	19.85	20	0	
				1882.5	26365	19.70	20	0	
				1914.3	26683	19.85	20	0	
		5	1850.7	26047	19.83	20	0		
			1882.5	26365	19.76	20	0		
			1914.3	26683	19.87	20	0		
		3 RB	0	1850.7	26047	19.84	20	0-1	
				1882.5	26365	19.78	20	0-1	
				1914.3	26683	19.90	20	0-1	
			2	1850.7	26047	19.83	20	0-1	
				1882.5	26365	19.72	20	0-1	
				1914.3	26683	19.77	20	0-1	
			3	1850.7	26047	19.77	20	0-1	
				1882.5	26365	19.69	20	0-1	
				1914.3	26683	19.80	20	0-1	
			6RB	1850.7	26047	19.80	20	0-1	
				1882.5	26365	19.72	20	0-1	
				1914.3	26683	19.85	20	0-1	
		16-QAM	1 RB	0	1850.7	26047	19.69	20	0-1
					1882.5	26365	19.65	20	0-1
					1914.3	26683	19.82	20	0-1
	2			1850.7	26047	19.73	20	0-1	
				1882.5	26365	19.64	20	0-1	
				1914.3	26683	19.74	20	0-1	
	5			1850.7	26047	19.74	20	0-1	
				1882.5	26365	19.71	20	0-1	
				1914.3	26683	19.72	20	0-1	
	3 RB			0	1850.7	26047	19.81	20	0-2
					1882.5	26365	19.76	20	0-2
					1914.3	26683	19.87	20	0-2
			2	1850.7	26047	19.82	20	0-2	
				1882.5	26365	19.75	20	0-2	
				1914.3	26683	19.78	20	0-2	
			3	1850.7	26047	19.85	20	0-2	
				1882.5	26365	19.75	20	0-2	
				1914.3	26683	19.83	20	0-2	
			6RB	1850.7	26047	19.83	20	0-2	
				1882.5	26365	19.76	20	0-2	
				1914.3	26683	19.86	20	0-2	

Unless otherwise stated the results shown in this test report refer only to the sample(s) tested and such sample(s) are retained for 90 days only.

除非另有說明，此報告結果僅對測試之樣品負責，同時此樣品僅保留90天。本報告未經本公司書面許可，不可部份複製。

This document is issued by the Company subject to its General Conditions of Service printed overleaf, available on request or accessible at [www.sgs.com/terms\\_and\\_conditions.htm](http://www.sgs.com/terms_and_conditions.htm) and, for electronic format documents, subject to Terms and Conditions for Electronic Documents at [www.sgs.com/terms\\_e-document.htm](http://www.sgs.com/terms_e-document.htm). Attention is drawn to the limitation of liability, indemnification and jurisdiction issues defined therein. Any holder of this document is advised that information contained hereon reflects the Company's findings at the time of its intervention only and within the limits of Client's instructions, if any. The Company's sole responsibility is to its Client and this document does not exonerate parties to a transaction from exercising all their rights and obligations under the transaction documents. This document cannot be reproduced except in full, without prior written approval of the Company. Any unauthorized alteration, forgery or falsification of the content or appearance of this document is unlawful and offenders may be prosecuted to the fullest extent of the law.

**CDMA conducted power table:**

Band	Channel	Frequency (MHz)	Tune-up tolerance	1xRTT				EVDO	
				SO55	SO55	TDSO/SO32	TDSO/SO32	1x EvDO Rev. 0, FTAP/RTAP	1x EvDO Rev. A, FETAP/RETAP
				RC1	RC3	FCH+SCH	FCH	Subtype 0/1	Subtype 2
CDMA (BC0)	1013	824.7	23.50	22.92	22.86	22.69	22.75	22.96	22.94
	384	836.52	23.50	22.93	22.88	22.67	23.01	23.11	22.98
	777	848.31	23.50	22.75	22.74	22.66	22.74	22.76	22.72
CDMA (BC1)	25	1851.25	24.00	23.61	23.62	23.65	23.61	23.72	23.64
	600	1880	24.00	23.59	23.58	23.61	23.62	23.66	23.58
	1175	1908.75	24.00	23.49	23.48	23.49	23.46	23.62	23.49
CDMA (BC10)	476	817.9	23.50	22.95	22.88	22.94	22.86	22.97	22.89
	560	820	23.50	22.98	22.95	22.98	22.97	23.04	22.92
	684	823.1	23.50	23.02	22.97	22.99	22.96	23.05	22.97

**CDMA conducted power table (Reduced power):**

Band	Channel	Frequency (MHz)	Tune-up tolerance	1xRTT				EVDO	
				SO55	SO55	TDSO/SO32	TDSO/SO32	1x EvDO Rev. 0, FTAP/RTAP	1x EvDO Rev. A, FETAP/RETAP
				RC1	RC3	FCH+SCH	FCH	Subtype 0/1	Subtype 2
CDMA (BC0)	1013	824.7	20.00	19.16	19.12	19.06	18.94	19.23	19.11
	384	836.52	20.00	18.98	18.93	18.97	18.91	19.20	19.04
	777	848.31	20.00	19.02	19.01	18.99	19.96	19.06	18.92
CDMA (BC1)	25	1851.25	20.00	18.65	18.64	18.65	18.63	18.76	18.63
	600	1880	20.00	18.64	18.61	18.66	18.62	18.72	18.59
	1175	1908.75	20.00	18.57	18.56	18.58	18.54	18.67	18.45
CDMA (BC10)	476	817.9	20.00	18.91	18.79	18.88	18.78	18.92	18.85
	560	820	20.00	18.95	18.84	18.94	18.85	18.96	18.88
	684	823.1	20.00	18.99	18.97	18.94	18.87	19.00	18.95

Unless otherwise stated the results shown in this test report refer only to the sample(s) tested and such sample(s) are retained for 90 days only.

除非另有說明，此報告結果僅對測試之樣品負責，同時此樣品僅保留90天。本報告未經本公司書面許可，不可部份複製。

This document is issued by the Company subject to its General Conditions of Service printed overleaf, available on request or accessible at [www.sgs.com/terms\\_and\\_conditions.htm](http://www.sgs.com/terms_and_conditions.htm) and, for electronic format documents, subject to Terms and Conditions for Electronic Documents at [www.sgs.com/terms\\_e-document.htm](http://www.sgs.com/terms_e-document.htm). Attention is drawn to the limitation of liability, indemnification and jurisdiction issues defined therein. Any holder of this document is advised that information contained hereon reflects the Company's findings at the time of its intervention only and within the limits of Client's instructions, if any. The Company's sole responsibility is to its Client and this document does not exonerate parties to a transaction from exercising all their rights and obligations under the transaction documents. This document cannot be reproduced except in full, without prior written approval of the Company. Any unauthorized alteration, forgery or falsification of the content or appearance of this document is unlawful and offenders may be prosecuted to the fullest extent of the law.

**#. WLAN802.11 a/b/g/n(20M/40M)/ac(20M/40M/80M) conducted power table:**

Band	Antenna	SISO		MIMO
		Chain 0	Chain 1	Chain0+1
WLAN802.11b		V	V	—
WLAN802.11g		V	V	—
WLAN802.11n(20M)		V	V	V
WLAN802.11n(40M)		V	V	V
WLAN802.11a		V	V	—
WLAN802.11n(20M) 5G		V	V	V
WLAN802.11n(40M) 5G		V	V	V
WLAN802.11ac(20M) 5G		V	V	V
WLAN802.11ac(40M) 5G		V	V	V
WLAN802.11ac(80M) 5G		V	V	V

**Main Antenna (CH0)**

802.11 b		Max. Rated Avg. Power + Max. Tolerance (dBm)	Average Power Output (dBm)
CH	Frequency (MHz)		Data Rate (Mbps)
			1
1	2412	15	13.82
6	2437	15	14.16
11	2462	15	14.47

802.11 g		Max. Rated Avg. Power + Max. Tolerance (dBm)	Average Power Output (dBm)
CH	Frequency (MHz)		Data Rate (Mbps)
			6
1	2412	14	12.02
6	2437	14	13.78
11	2462	11.5	11.33

Unless otherwise stated the results shown in this test report refer only to the sample(s) tested and such sample(s) are retained for 90 days only.

除非另有說明，此報告結果僅對測試之樣品負責，同時此樣品僅保留90天。本報告未經本公司書面許可，不可部份複製。

This document is issued by the Company subject to its General Conditions of Service printed overleaf, available on request or accessible at [www.sgs.com/terms\\_and\\_conditions.htm](http://www.sgs.com/terms_and_conditions.htm) and, for electronic format documents, subject to Terms and Conditions for Electronic Documents at [www.sgs.com/terms\\_e-document.htm](http://www.sgs.com/terms_e-document.htm). Attention is drawn to the limitation of liability, indemnification and jurisdiction issues defined therein. Any holder of this document is advised that information contained hereon reflects the Company's findings at the time of its intervention only and within the limits of Client's instructions, if any. The Company's sole responsibility is to its Client and this document does not exonerate parties to a transaction from exercising all their rights and obligations under the transaction documents. This document cannot be reproduced except in full, without prior written approval of the Company. Any unauthorized alteration, forgery or falsification of the content or appearance of this document is unlawful and offenders may be prosecuted to the fullest extent of the law.

**Main Antenna (CHO)**

802.11 n(20M)		Max. Rated Avg. Power + Max. Tolerance (dBm)	Average Power Output (dBm)
CH	Frequency (MHz)		Data Rate (Mbps)
			6.5
1	2412	11.5	11.48
6	2437	14	13.66
11	2462	11.5	11.25

802.11 n(40M)		Max. Rated Avg. Power + Max. Tolerance (dBm)	Average Power Output (dBm)
CH	Frequency (MHz)		Data Rate (Mbps)
			13.5
3	2422	12	11.58
6	2437	14	13.61
9	2452	12	11.05

Unless otherwise stated the results shown in this test report refer only to the sample(s) tested and such sample(s) are retained for 90 days only.

除非另有說明，此報告結果僅對測試之樣品負責，同時此樣品僅保留90天。本報告未經本公司書面許可，不可部份複製。

This document is issued by the Company subject to its General Conditions of Service printed overleaf, available on request or accessible at [www.sgs.com/terms\\_and\\_conditions.htm](http://www.sgs.com/terms_and_conditions.htm) and, for electronic format documents, subject to Terms and Conditions for Electronic Documents at [www.sgs.com/terms\\_e-document.htm](http://www.sgs.com/terms_e-document.htm). Attention is drawn to the limitation of liability, indemnification and jurisdiction issues defined therein. Any holder of this document is advised that information contained hereon reflects the Company's findings at the time of its intervention only and within the limits of Client's instructions, if any. The Company's sole responsibility is to its Client and this document does not exonerate parties to a transaction from exercising all their rights and obligations under the transaction documents. This document cannot be reproduced except in full, without prior written approval of the Company. Any unauthorized alteration, forgery or falsification of the content or appearance of this document is unlawful and offenders may be prosecuted to the fullest extent of the law.

### Main Antenna (CHO)

802.11 a		Max. Rated Avg. Power + Max. Tolerance (dBm)	Average Power Output(dBm)
CH	Frequency (MHz)		Data Rate (Mbps)
		6	
36	5180	11.5	11.52
40	5200	14	12.41
44	5220	14	12.37
48	5240	14	12.46
52	5260	14	13.38
56	5280	14	13.45
60	5300	14	13.58
64	5320	11.5	11.42
100	5500	11.5	11.91
104	5520	14.5	14.16
108	5540	14.5	13.72
112	5560	14.5	13.62
116	5580	14.5	13.58
120	5600	14.5	13.48
124	5620	14.5	13.41
128	5640	14.5	13.37
132	5660	14.5	13.31
136	5680	14.5	13.25
140	5700	11.5	11.11
149	5745	14.5	13.22
153	5765	14.5	13.25
157	5785	14.5	13.15
161	5805	14.5	13.47
165	5825	14.5	13.01

Unless otherwise stated the results shown in this test report refer only to the sample(s) tested and such sample(s) are retained for 90 days only.

除非另有說明，此報告結果僅對測試之樣品負責，同時此樣品僅保留90天。本報告未經本公司書面許可，不可部份複製。

This document is issued by the Company subject to its General Conditions of Service printed overleaf, available on request or accessible at [www.sgs.com/terms\\_and\\_conditions.htm](http://www.sgs.com/terms_and_conditions.htm) and, for electronic format documents, subject to Terms and Conditions for Electronic Documents at [www.sgs.com/terms\\_e-document.htm](http://www.sgs.com/terms_e-document.htm). Attention is drawn to the limitation of liability, indemnification and jurisdiction issues defined therein. Any holder of this document is advised that information contained hereon reflects the Company's findings at the time of its intervention only and within the limits of Client's instructions, if any. The Company's sole responsibility is to its Client and this document does not exonerate parties to a transaction from exercising all their rights and obligations under the transaction documents. This document cannot be reproduced except in full, without prior written approval of the Company. Any unauthorized alteration, forgery or falsification of the content or appearance of this document is unlawful and offenders may be prosecuted to the fullest extent of the law.



### Main Antenna (CHO)

802.11 n(20M)		Max. Rated Avg. Power + Max. Tolerance (dBm)	Average Power Output(dBm)
5.2/5.3/5.6/5.8G			Data Rate (Mbps)
CH	Frequency (MHz)		6.5
36	5180	11.5	11.77
40	5200	14	12.41
44	5220	14	12.57
48	5240	14	12.71
52	5260	14	13.18
56	5280	14	13.34
60	5300	14	13.42
64	5320	12.5	11.28
100	5500	12.5	12.17
104	5520	14.5	14.06
108	5540	14.5	13.61
112	5560	14.5	13.52
116	5580	14.5	13.44
120	5600	14.5	13.35
124	5620	14.5	13.31
128	5640	14.5	13.27
132	5660	14.5	13.18
136	5680	14.5	13.57
140	5700	11	10.82
149	5745	14	13.24
153	5765	14	13.53
157	5785	14	13.47
161	5805	14	13.39
165	5825	14	12.84

Unless otherwise stated the results shown in this test report refer only to the sample(s) tested and such sample(s) are retained for 90 days only.

除非另有說明，此報告結果僅對測試之樣品負責，同時此樣品僅保留90天。本報告未經本公司書面許可，不可部份複製。

This document is issued by the Company subject to its General Conditions of Service printed overleaf, available on request or accessible at [www.sgs.com/terms\\_and\\_conditions.htm](http://www.sgs.com/terms_and_conditions.htm) and, for electronic format documents, subject to Terms and Conditions for Electronic Documents at [www.sgs.com/terms\\_e-document.htm](http://www.sgs.com/terms_e-document.htm). Attention is drawn to the limitation of liability, indemnification and jurisdiction issues defined therein. Any holder of this document is advised that information contained hereon reflects the Company's findings at the time of its intervention only and within the limits of Client's instructions, if any. The Company's sole responsibility is to its Client and this document does not exonerate parties to a transaction from exercising all their rights and obligations under the transaction documents. This document cannot be reproduced except in full, without prior written approval of the Company. Any unauthorized alteration, forgery or falsification of the content or appearance of this document is unlawful and offenders may be prosecuted to the fullest extent of the law.

**Main Antenna (CHO)**

802.11 n(40M)		Max. Rated Avg. Power + Max. Tolerance (dBm)	Average Power Output(dBm)
5.2/5.3/5.6/5.8G			Data Rate (Mbps)
CH	Frequency (MHz)		13.5
38	5190	9	8.59
46	5230	13.5	12.75
54	5270	13.5	13.24
62	5310	12	11.16
102	5510	12	11.68
110	5550	14	13.36
118	5590	14	13.37
126	5630	14	13.21
134	5670	14	13.48
142	5710	14	13.95
151	5755	14	13.85
159	5795	14	13.81

Unless otherwise stated the results shown in this test report refer only to the sample(s) tested and such sample(s) are retained for 90 days only.

除非另有說明，此報告結果僅對測試之樣品負責，同時此樣品僅保留90天。本報告未經本公司書面許可，不可部份複製。

This document is issued by the Company subject to its General Conditions of Service printed overleaf, available on request or accessible at [www.sgs.com/terms\\_and\\_conditions.htm](http://www.sgs.com/terms_and_conditions.htm) and, for electronic format documents, subject to Terms and Conditions for Electronic Documents at [www.sgs.com/terms\\_e-document.htm](http://www.sgs.com/terms_e-document.htm). Attention is drawn to the limitation of liability, indemnification and jurisdiction issues defined therein. Any holder of this document is advised that information contained hereon reflects the Company's findings at the time of its intervention only and within the limits of Client's instructions, if any. The Company's sole responsibility is to its Client and this document does not exonerate parties to a transaction from exercising all their rights and obligations under the transaction documents. This document cannot be reproduced except in full, without prior written approval of the Company. Any unauthorized alteration, forgery or falsification of the content or appearance of this document is unlawful and offenders may be prosecuted to the fullest extent of the law.

### Main Antenna (CHO)

802.11 ac(20M)		Max. Rated Avg. Power + Max. Tolerance (dBm)	Average Power Output(dBm)
CH	Frequency (MHz)		Data Rate (Mbps)
			5.2/5.3/5.6/5.8G
36	5180	12	11.11
40	5200	14.5	12.59
44	5220	14.5	12.75
48	5240	14.5	12.77
52	5260	14.5	13.58
56	5280	14.5	13.76
60	5300	14.5	13.38
64	5320	12.5	11.29
100	5500	12.5	12.13
104	5520	14.5	14.02
108	5540	14.5	13.59
112	5560	14.5	13.47
116	5580	14.5	13.41
120	5600	14.5	13.39
124	5620	14.5	13.28
128	5640	14.5	13.24
132	5660	14.5	13.19
136	5680	14.5	13.49
140	5700	12.5	10.77
144	5720	12.5	12.00
149	5745	13.5	13.19
153	5765	13.5	13.16
157	5785	13.5	13.02
161	5805	13.5	12.96
165	5825	13.5	12.97

Unless otherwise stated the results shown in this test report refer only to the sample(s) tested and such sample(s) are retained for 90 days only.

除非另有說明，此報告結果僅對測試之樣品負責，同時此樣品僅保留90天。本報告未經本公司書面許可，不可部份複製。

This document is issued by the Company subject to its General Conditions of Service printed overleaf, available on request or accessible at [www.sgs.com/terms\\_and\\_conditions.htm](http://www.sgs.com/terms_and_conditions.htm) and, for electronic format documents, subject to Terms and Conditions for Electronic Documents at [www.sgs.com/terms\\_e-document.htm](http://www.sgs.com/terms_e-document.htm). Attention is drawn to the limitation of liability, indemnification and jurisdiction issues defined therein. Any holder of this document is advised that information contained hereon reflects the Company's findings at the time of its intervention only and within the limits of Client's instructions, if any. The Company's sole responsibility is to its Client and this document does not exonerate parties to a transaction from exercising all their rights and obligations under the transaction documents. This document cannot be reproduced except in full, without prior written approval of the Company. Any unauthorized alteration, forgery or falsification of the content or appearance of this document is unlawful and offenders may be prosecuted to the fullest extent of the law.

### Main Antenna (CHO)

802.11 ac(40M)		Max. Rated Avg. Power + Max. Tolerance (dBm)	Average Power Output(dBm)
5.2/5.3/5.6/5.8G			Data Rate (Mbps)
CH	Frequency (MHz)		13.5
38	5190	9.5	9.02
46	5230	13.5	13.08
54	5270	13.5	13.27
62	5310	12	11.19
102	5510	12	11.67
110	5550	14	13.48
118	5590	14	13.31
126	5630	14	13.19
134	5670	14	13.44
142	5710	14	13.51
151	5755	14	13.42
159	5795	14	13.84

802.11 ac(80M)		Max. Rated Avg. Power + Max. Tolerance (dBm)	Average Power Output(dBm)
5.2/5.3/5.6/5.8G			Data Rate (Mbps)
CH	Frequency (MHz)		29.3
42	5210	12	10.64
58	5290	12	11.32
106	5530	12	11.29
122	5610	14	12.09
138	5690	14	13.72
155	5775	14	13.54

Unless otherwise stated the results shown in this test report refer only to the sample(s) tested and such sample(s) are retained for 90 days only.

除非另有說明，此報告結果僅對測試之樣品負責，同時此樣品僅保留90天。本報告未經本公司書面許可，不可部份複製。

This document is issued by the Company subject to its General Conditions of Service printed overleaf, available on request or accessible at [www.sgs.com/terms\\_and\\_conditions.htm](http://www.sgs.com/terms_and_conditions.htm) and, for electronic format documents, subject to Terms and Conditions for Electronic Documents at [www.sgs.com/terms\\_e-document.htm](http://www.sgs.com/terms_e-document.htm). Attention is drawn to the limitation of liability, indemnification and jurisdiction issues defined therein. Any holder of this document is advised that information contained hereon reflects the Company's findings at the time of its intervention only and within the limits of Client's instructions, if any. The Company's sole responsibility is to its Client and this document does not exonerate parties to a transaction from exercising all their rights and obligations under the transaction documents. This document cannot be reproduced except in full, without prior written approval of the Company. Any unauthorized alteration, forgery or falsification of the content or appearance of this document is unlawful and offenders may be prosecuted to the fullest extent of the law.

**Aux Antenna (CH1)**

802.11 b		Max. Rated Avg. Power + Max. Tolerance (dBm)	Average Power Output (dBm)
CH	Frequency (MHz)		Data Rate (Mbps)
			1
1	2412	15	14.76
6	2437	15	14.47
11	2462	15	15.00

802.11 g		Max. Rated Avg. Power + Max. Tolerance (dBm)	Average Power Output (dBm)
CH	Frequency (MHz)		Data Rate (Mbps)
			6
1	2412	14	13.21
6	2437	14	13.92
11	2462	11.5	11.24

802.11 n(20M)		Max. Rated Avg. Power + Max. Tolerance (dBm)	Average Power Output (dBm)
CH	Frequency (MHz)		Data Rate (Mbps)
			6.5
1	2412	14	13.34
6	2437	14	13.82
11	2462	11.5	11.13

802.11 n(40M)		Max. Rated Avg. Power + Max. Tolerance (dBm)	Average Power Output (dBm)
CH	Frequency (MHz)		Data Rate (Mbps)
			13.5
3	2422	12	11.95
6	2437	14	13.69
9	2452	10.5	10.11

Unless otherwise stated the results shown in this test report refer only to the sample(s) tested and such sample(s) are retained for 90 days only.

除非另有說明，此報告結果僅對測試之樣品負責，同時此樣品僅保留90天。本報告未經本公司書面許可，不可部份複製。

This document is issued by the Company subject to its General Conditions of Service printed overleaf, available on request or accessible at [www.sgs.com/terms\\_and\\_conditions.htm](http://www.sgs.com/terms_and_conditions.htm) and, for electronic format documents, subject to Terms and Conditions for Electronic Documents at [www.sgs.com/terms\\_e-document.htm](http://www.sgs.com/terms_e-document.htm). Attention is drawn to the limitation of liability, indemnification and jurisdiction issues defined therein. Any holder of this document is advised that information contained hereon reflects the Company's findings at the time of its intervention only and within the limits of Client's instructions, if any. The Company's sole responsibility is to its Client and this document does not exonerate parties to a transaction from exercising all their rights and obligations under the transaction documents. This document cannot be reproduced except in full, without prior written approval of the Company. Any unauthorized alteration, forgery or falsification of the content or appearance of this document is unlawful and offenders may be prosecuted to the fullest extent of the law.

### Aux Antenna (CH1)

802.11 a		Max. Rated Avg. Power + Max. Tolerance (dBm)	Average Power Output(dBm)
5.2/5.3/5.6/5.8G			Data Rate (Mbps)
CH	Frequency (MHz)		6
36	5180	14	12.72
40	5200	14	13.36
44	5220	14	13.59
48	5240	14	13.46
52	5260	14	13.85
56	5280	14	13.65
60	5300	14	13.41
64	5320	11.5	11.06
100	5500	11.5	11.29
104	5520	14.5	12.80
108	5540	14.5	13.31
112	5560	14.5	13.39
116	5580	14.5	13.31
120	5600	14.5	13.42
124	5620	14.5	13.46
128	5640	14.5	13.57
132	5660	14.5	13.66
136	5680	14.5	14.04
140	5700	11.5	11.31
149	5745	14	13.46
153	5765	14	13.41
157	5785	14	13.52
161	5805	14	13.92
165	5825	14	13.31

Unless otherwise stated the results shown in this test report refer only to the sample(s) tested and such sample(s) are retained for 90 days only.

除非另有說明，此報告結果僅對測試之樣品負責，同時此樣品僅保留90天。本報告未經本公司書面許可，不可部份複製。

This document is issued by the Company subject to its General Conditions of Service printed overleaf, available on request or accessible at [www.sgs.com/terms\\_and\\_conditions.htm](http://www.sgs.com/terms_and_conditions.htm) and, for electronic format documents, subject to Terms and Conditions for Electronic Documents at [www.sgs.com/terms\\_e-document.htm](http://www.sgs.com/terms_e-document.htm). Attention is drawn to the limitation of liability, indemnification and jurisdiction issues defined therein. Any holder of this document is advised that information contained hereon reflects the Company's findings at the time of its intervention only and within the limits of Client's instructions, if any. The Company's sole responsibility is to its Client and this document does not exonerate parties to a transaction from exercising all their rights and obligations under the transaction documents. This document cannot be reproduced except in full, without prior written approval of the Company. Any unauthorized alteration, forgery or falsification of the content or appearance of this document is unlawful and offenders may be prosecuted to the fullest extent of the law.

### Aux Antenna (CH1)

802.11 n(20M)		Max. Rated Avg. Power + Max. Tolerance (dBm)	Average Power Output(dBm)
5.2/5.3/5.6/5.8G			Data Rate (Mbps)
CH	Frequency (MHz)		6.5
36	5180	14	12.86
40	5200	14	13.48
44	5220	14	13.44
48	5240	14	13.31
52	5260	14	13.56
56	5280	14	13.44
60	5300	13.3	13.27
64	5320	11.5	10.89
100	5500	11.5	11.06
104	5520	14	13.38
108	5540	14	13.02
112	5560	14	13.38
116	5580	14	12.95
120	5600	14	13.33
124	5620	14	13.43
128	5640	14	13.11
132	5660	14	13.73
136	5680	14	13.79
140	5700	11.5	11.02
149	5745	14.5	13.48
153	5765	14.5	13.37
157	5785	14.5	14.34
161	5805	14.5	13.24
165	5825	14.5	13.19

Unless otherwise stated the results shown in this test report refer only to the sample(s) tested and such sample(s) are retained for 90 days only.

除非另有說明，此報告結果僅對測試之樣品負責，同時此樣品僅保留90天。本報告未經本公司書面許可，不可部份複製。

This document is issued by the Company subject to its General Conditions of Service printed overleaf, available on request or accessible at [www.sgs.com/terms\\_and\\_conditions.htm](http://www.sgs.com/terms_and_conditions.htm) and, for electronic format documents, subject to Terms and Conditions for Electronic Documents at [www.sgs.com/terms\\_e-document.htm](http://www.sgs.com/terms_e-document.htm). Attention is drawn to the limitation of liability, indemnification and jurisdiction issues defined therein. Any holder of this document is advised that information contained hereon reflects the Company's findings at the time of its intervention only and within the limits of Client's instructions, if any. The Company's sole responsibility is to its Client and this document does not exonerate parties to a transaction from exercising all their rights and obligations under the transaction documents. This document cannot be reproduced except in full, without prior written approval of the Company. Any unauthorized alteration, forgery or falsification of the content or appearance of this document is unlawful and offenders may be prosecuted to the fullest extent of the law.

### Aux Antenna (CH1)

802.11 n(40M)		Max. Rated Avg. Power + Max. Tolerance (dBm)	Average Power Output(dBm)
5.2/5.3/5.6/5.8G			Data Rate (Mbps)
CH	Frequency (MHz)		13.5
38	5190	11.5	11.19
46	5230	14	13.53
54	5270	13.7	13.62
62	5310	11.5	10.92
102	5510	11.5	11.46
110	5550	14.5	12.96
118	5590	14.5	12.91
126	5630	14.5	13.31
134	5670	14.5	13.89
142	5710	14.5	14.39
151	5755	14.5	14.36
159	5795	14.5	14.28

Unless otherwise stated the results shown in this test report refer only to the sample(s) tested and such sample(s) are retained for 90 days only.

除非另有說明，此報告結果僅對測試之樣品負責，同時此樣品僅保留90天。本報告未經本公司書面許可，不可部份複製。

This document is issued by the Company subject to its General Conditions of Service printed overleaf, available on request or accessible at [www.sgs.com/terms\\_and\\_conditions.htm](http://www.sgs.com/terms_and_conditions.htm) and, for electronic format documents, subject to Terms and Conditions for Electronic Documents at [www.sgs.com/terms\\_e-document.htm](http://www.sgs.com/terms_e-document.htm). Attention is drawn to the limitation of liability, indemnification and jurisdiction issues defined therein. Any holder of this document is advised that information contained hereon reflects the Company's findings at the time of its intervention only and within the limits of Client's instructions, if any. The Company's sole responsibility is to its Client and this document does not exonerate parties to a transaction from exercising all their rights and obligations under the transaction documents. This document cannot be reproduced except in full, without prior written approval of the Company. Any unauthorized alteration, forgery or falsification of the content or appearance of this document is unlawful and offenders may be prosecuted to the fullest extent of the law.



**Aux Antenna (CH1)**

802.11 ac(20M)		Max. Rated Avg. Power + Max. Tolerance (dBm)	Average Power Output(dBm)
5.2/5.3/5.6/5.8G			Data Rate (Mbps)
CH	Frequency (MHz)		6.5
36	5180	14	12.72
40	5200	14	13.54
44	5220	14	13.35
48	5240	14	13.29
52	5260	14	13.62
56	5280	14	13.48
60	5300	14	13.24
64	5320	11.5	10.95
100	5500	11.5	11.16
104	5520	14	13.35
108	5540	14	12.92
112	5560	14	13.31
116	5580	14	12.97
120	5600	14	13.34
124	5620	14	13.42
128	5640	14	13.46
132	5660	14	13.83
136	5680	14	13.95
140	5700	11.5	11.25
144	5720	13.5	13.04
149	5745	13.5	13.46
153	5765	13.5	13.43
157	5785	13.5	13.38
161	5805	13.5	13.32
165	5825	13.5	13.14

Unless otherwise stated the results shown in this test report refer only to the sample(s) tested and such sample(s) are retained for 90 days only.

除非另有說明，此報告結果僅對測試之樣品負責，同時此樣品僅保留90天。本報告未經本公司書面許可，不可部份複製。

This document is issued by the Company subject to its General Conditions of Service printed overleaf, available on request or accessible at [www.sgs.com/terms\\_and\\_conditions.htm](http://www.sgs.com/terms_and_conditions.htm) and, for electronic format documents, subject to Terms and Conditions for Electronic Documents at [www.sgs.com/terms\\_e-document.htm](http://www.sgs.com/terms_e-document.htm). Attention is drawn to the limitation of liability, indemnification and jurisdiction issues defined therein. Any holder of this document is advised that information contained hereon reflects the Company's findings at the time of its intervention only and within the limits of Client's instructions, if any. The Company's sole responsibility is to its Client and this document does not exonerate parties to a transaction from exercising all their rights and obligations under the transaction documents. This document cannot be reproduced except in full, without prior written approval of the Company. Any unauthorized alteration, forgery or falsification of the content or appearance of this document is unlawful and offenders may be prosecuted to the fullest extent of the law.

SGS Taiwan Ltd.

No.134,Wu Kung Road, New Taipei Industrial Park, Wuku District, New Taipei City, Taiwan 24803/新北市五股區新北產業園區五工路 134 號

台灣檢驗科技股份有限公司

t (886-2) 2299-3279

f (886-2) 2298-0488

[www.tw.sgs.com](http://www.tw.sgs.com)

Member of SGS Group

**Aux Antenna (CH1)**

802.11 ac(40M)		Max. Rated Avg. Power + Max. Tolerance (dBm)	Average Power Output(dBm)
5.2/5.3/5.6/5.8G			Data Rate (Mbps)
CH	Frequency (MHz)		13.5
38	5190	11.5	11.04
46	5230	14	13.73
54	5270	13.5	13.41
62	5310	11.5	10.86
102	5510	11.5	11.42
110	5550	14.5	13.27
118	5590	14.5	13.19
126	5630	14.5	13.37
134	5670	14.5	13.86
142	5710	14.5	14.36
151	5755	14.5	14.34
159	5795	14.5	14.23

802.11 ac(80M)		Max. Rated Avg. Power + Max. Tolerance (dBm)	Average Power Output(dBm)
5.2/5.3/5.6/5.8G			Data Rate (Mbps)
CH	Frequency (MHz)		29.3
42	5210	12.5	11.41
58	5290	12.5	10.82
106	5530	12.5	10.57
122	5610	12.5	12.21
138	5690	14.5	14.19
155	5775	14.5	14.46

Unless otherwise stated the results shown in this test report refer only to the sample(s) tested and such sample(s) are retained for 90 days only.

除非另有說明，此報告結果僅對測試之樣品負責，同時此樣品僅保留90天。本報告未經本公司書面許可，不可部份複製。

This document is issued by the Company subject to its General Conditions of Service printed overleaf, available on request or accessible at [www.sgs.com/terms\\_and\\_conditions.htm](http://www.sgs.com/terms_and_conditions.htm) and, for electronic format documents, subject to Terms and Conditions for Electronic Documents at [www.sgs.com/terms\\_e-document.htm](http://www.sgs.com/terms_e-document.htm). Attention is drawn to the limitation of liability, indemnification and jurisdiction issues defined therein. Any holder of this document is advised that information contained hereon reflects the Company's findings at the time of its intervention only and within the limits of Client's instructions, if any. The Company's sole responsibility is to its Client and this document does not exonerate parties to a transaction from exercising all their rights and obligations under the transaction documents. This document cannot be reproduced except in full, without prior written approval of the Company. Any unauthorized alteration, forgery or falsification of the content or appearance of this document is unlawful and offenders may be prosecuted to the fullest extent of the law.

**MIMO (CH0 + CH1)**

802.11 n(20M)		Max. Rated Avg. Power + Max. Tolerance (dBm)	Average Power Output (dBm)		
CH	Frequency (MHz)		Data Rate (Mbps)		
			CH0	CH1	CH0 + CH1
1	2412	14	9.87	10.21	13.05
6	2437	14	10.31	10.55	13.44
11	2462	14	10.60	10.63	13.63

802.11 n(40M)		Max. Rated Avg. Power + Max. Tolerance (dBm)	Average Power Output (dBm)		
CH	Frequency (MHz)		Data Rate (Mbps)		
			CH0	CH1	CH0 + CH1
3	2422	14	7.47	8.09	10.80
6	2437	14	10.65	10.46	13.57
9	2452	14	7.71	7.74	10.74

Unless otherwise stated the results shown in this test report refer only to the sample(s) tested and such sample(s) are retained for 90 days only.

除非另有說明，此報告結果僅對測試之樣品負責，同時此樣品僅保留90天。本報告未經本公司書面許可，不可部份複製。

This document is issued by the Company subject to its General Conditions of Service printed overleaf, available on request or accessible at [www.sgs.com/terms\\_and\\_conditions.htm](http://www.sgs.com/terms_and_conditions.htm) and, for electronic format documents, subject to Terms and Conditions for Electronic Documents at [www.sgs.com/terms\\_e-document.htm](http://www.sgs.com/terms_e-document.htm). Attention is drawn to the limitation of liability, indemnification and jurisdiction issues defined therein. Any holder of this document is advised that information contained hereon reflects the Company's findings at the time of its intervention only and within the limits of Client's instructions, if any. The Company's sole responsibility is to its Client and this document does not exonerate parties to a transaction from exercising all their rights and obligations under the transaction documents. This document cannot be reproduced except in full, without prior written approval of the Company. Any unauthorized alteration, forgery or falsification of the content or appearance of this document is unlawful and offenders may be prosecuted to the fullest extent of the law.

### MIMO (CH0 + CH1)

802.11 n(20M)		Max. Rated Avg. Power + Max. Tolerance (dBm)	Average Power Output (dBm)		
5.2/5.3/5.6/5.8G			Data Rate (Mbps)		
CH	Frequency (MHz)		CH0	CH1	CH0 + CH1
36	5180	14	6.78	8.82	10.93
40	5200	14	7.62	9.06	11.41
44	5220	14	7.58	9.16	11.45
48	5240	14	7.78	8.82	11.34
52	5260	14	9.38	10.48	12.98
56	5280	14	9.42	9.72	12.58
60	5300	14	9.62	10.06	12.86
64	5320	14	7.82	7.53	10.69
100	5500	14	7.96	6.95	10.49
104	5520	14	10.71	9.82	13.30
108	5540	14	10.77	9.83	13.34
112	5560	14	10.62	9.81	13.24
116	5580	14	10.16	9.78	12.98
120	5600	14	10.06	9.77	12.93
124	5620	14	9.82	10.41	13.14
128	5640	14	10.17	10.31	13.25
132	5660	14	10.08	10.78	13.45
136	5680	14	10.16	10.91	13.56
140	5700	14	7.52	8.12	10.84
149	5745	14	10.26	10.92	13.61
153	5765	14	10.01	10.82	13.44
157	5785	14	9.92	10.78	13.38
161	5805	14	9.97	10.62	13.32
165	5825	14	9.92	10.51	13.24

Unless otherwise stated the results shown in this test report refer only to the sample(s) tested and such sample(s) are retained for 90 days only.

除非另有說明，此報告結果僅對測試之樣品負責，同時此樣品僅保留90天。本報告未經本公司書面許可，不可部份複製。

This document is issued by the Company subject to its General Conditions of Service printed overleaf, available on request or accessible at [www.sgs.com/terms\\_and\\_conditions.htm](http://www.sgs.com/terms_and_conditions.htm) and, for electronic format documents, subject to Terms and Conditions for Electronic Documents at [www.sgs.com/terms\\_e-document.htm](http://www.sgs.com/terms_e-document.htm). Attention is drawn to the limitation of liability, indemnification and jurisdiction issues defined therein. Any holder of this document is advised that information contained hereon reflects the Company's findings at the time of its intervention only and within the limits of Client's instructions, if any. The Company's sole responsibility is to its Client and this document does not exonerate parties to a transaction from exercising all their rights and obligations under the transaction documents. This document cannot be reproduced except in full, without prior written approval of the Company. Any unauthorized alteration, forgery or falsification of the content or appearance of this document is unlawful and offenders may be prosecuted to the fullest extent of the law.

### MIMO (CH0 + CH1)

802.11 n(40M)		Max. Rated Avg. Power + Max. Tolerance (dBm)	Average Power Output (dBm)		
5.2/5.3/5.6/5.8G			Data Rate (Mbps)		
CH	Frequency (MHz)		CH0	CH1	CH0 + CH1
38	5190	10	6.16	7.67	9.99
46	5230	14	8.55	9.63	12.13
54	5270	14	9.21	10.44	12.88
62	5310	14	7.82	7.86	10.85
102	5510	14	8.62	7.53	11.12
110	5550	14	10.32	9.97	13.16
118	5590	14	10.18	10.02	13.11
126	5630	14	9.97	10.07	13.03
134	5670	14	10.42	10.56	13.50
142	5710	14	10.44	10.62	13.54
151	5755	14	10.55	10.71	13.64
159	5795	14	10.15	10.89	13.55

Unless otherwise stated the results shown in this test report refer only to the sample(s) tested and such sample(s) are retained for 90 days only.

除非另有說明，此報告結果僅對測試之樣品負責，同時此樣品僅保留90天。本報告未經本公司書面許可，不可部份複製。

This document is issued by the Company subject to its General Conditions of Service printed overleaf, available on request or accessible at [www.sgs.com/terms\\_and\\_conditions.htm](http://www.sgs.com/terms_and_conditions.htm) and, for electronic format documents, subject to Terms and Conditions for Electronic Documents at [www.sgs.com/terms\\_e-document.htm](http://www.sgs.com/terms_e-document.htm). Attention is drawn to the limitation of liability, indemnification and jurisdiction issues defined therein. Any holder of this document is advised that information contained hereon reflects the Company's findings at the time of its intervention only and within the limits of Client's instructions, if any. The Company's sole responsibility is to its Client and this document does not exonerate parties to a transaction from exercising all their rights and obligations under the transaction documents. This document cannot be reproduced except in full, without prior written approval of the Company. Any unauthorized alteration, forgery or falsification of the content or appearance of this document is unlawful and offenders may be prosecuted to the fullest extent of the law.

**MIMO (CH0 + CH1)**

802.11 ac(20M)		Max. Rated Avg. Power + Max. Tolerance (dBm)	Average Power Output (dBm)		
5.2/5.3/5.6/5.8G			Data Rate (Mbps)		
CH	Frequency (MHz)		CH0	CH1	CH0 + CH1
36	5180	14	7.53	9.03	11.35
40	5200	14	7.92	9.38	11.72
44	5220	14	7.95	9.26	11.66
48	5240	14	8.02	9.11	11.61
52	5260	14	10.19	10.38	13.30
56	5280	14	10.18	10.25	13.23
60	5300	14	10.26	9.96	13.12
64	5320	14	8.36	7.92	11.16
100	5500	14	8.13	7.05	10.63
104	5520	14	10.76	9.98	13.40
108	5540	14	10.82	10.02	13.45
112	5560	14	10.62	10.36	13.50
116	5580	14	10.19	9.78	13.00
120	5600	14	10.04	9.86	12.96
124	5620	14	10.36	10.42	13.40
128	5640	14	9.78	9.88	12.84
132	5660	14	10.39	10.82	13.62
136	5680	14	10.41	10.62	13.53
140	5700	14	7.53	8.39	10.99
144	5720	14	9.28	10.00	12.67
149	5745	14	10.31	11.19	13.78
153	5765	14	10.36	11.11	13.76
157	5785	14	9.62	10.44	13.06
161	5805	14	10.25	11.01	13.66
165	5825	14	10.11	10.82	13.49

Unless otherwise stated the results shown in this test report refer only to the sample(s) tested and such sample(s) are retained for 90 days only.

除非另有說明，此報告結果僅對測試之樣品負責，同時此樣品僅保留90天。本報告未經本公司書面許可，不可部份複製。

This document is issued by the Company subject to its General Conditions of Service printed overleaf, available on request or accessible at [www.sgs.com/terms\\_and\\_conditions.htm](http://www.sgs.com/terms_and_conditions.htm) and, for electronic format documents, subject to Terms and Conditions for Electronic Documents at [www.sgs.com/terms\\_e-document.htm](http://www.sgs.com/terms_e-document.htm). Attention is drawn to the limitation of liability, indemnification and jurisdiction issues defined therein. Any holder of this document is advised that information contained hereon reflects the Company's findings at the time of its intervention only and within the limits of Client's instructions, if any. The Company's sole responsibility is to its Client and this document does not exonerate parties to a transaction from exercising all their rights and obligations under the transaction documents. This document cannot be reproduced except in full, without prior written approval of the Company. Any unauthorized alteration, forgery or falsification of the content or appearance of this document is unlawful and offenders may be prosecuted to the fullest extent of the law.

**MIMO (CH0 + CH1)**

802.11 ac(40M)		Max. Rated Avg. Power + Max. Tolerance (dBm)	Average Power Output (dBm)		
5.2/5.3/5.6/5.8G			Data Rate (Mbps)		
CH	Frequency (MHz)		CH0	CH1	CH0 + CH1
38	5190	10	5.88	7.35	9.69
46	5230	14	9.42	9.91	12.68
54	5270	14	10.06	10.25	13.17
62	5310	14	8.31	8.08	11.21
102	5510	14	8.97	8.06	11.55
110	5550	14	10.62	9.71	13.20
118	5590	14	9.97	9.74	12.87
126	5630	14	10.04	10.21	13.14
134	5670	14	10.08	10.82	13.48
142	5710	14	10.41	10.75	13.59
151	5755	14	9.78	10.67	13.26
159	5795	14	10.18	11.02	13.63

802.11 ac(80M)		Max. Rated Avg. Power + Max. Tolerance (dBm)	Average Power Output (dBm)		
5.2/5.3/5.6/5.8G			Data Rate (Mbps)		
CH	Frequency (MHz)		CH0	CH1	CH0 + CH1
42	5210	10	6.82	7.03	9.94
58	5290	13	8.05	8.03	11.05
106	5530	13	7.71	6.83	10.30
122	5610	14	10.58	10.55	13.58
138	5690	14	10.34	10.61	13.49
155	5775	14	9.76	10.86	13.36

Unless otherwise stated the results shown in this test report refer only to the sample(s) tested and such sample(s) are retained for 90 days only.

除非另有說明，此報告結果僅對測試之樣品負責，同時此樣品僅保留90天。本報告未經本公司書面許可，不可部份複製。

This document is issued by the Company subject to its General Conditions of Service printed overleaf, available on request or accessible at [www.sgs.com/terms\\_and\\_conditions.htm](http://www.sgs.com/terms_and_conditions.htm) and, for electronic format documents, subject to Terms and Conditions for Electronic Documents at [www.sgs.com/terms\\_e-document.htm](http://www.sgs.com/terms_e-document.htm). Attention is drawn to the limitation of liability, indemnification and jurisdiction issues defined therein. Any holder of this document is advised that information contained hereon reflects the Company's findings at the time of its intervention only and within the limits of Client's instructions, if any. The Company's sole responsibility is to its Client and this document does not exonerate parties to a transaction from exercising all their rights and obligations under the transaction documents. This document cannot be reproduced except in full, without prior written approval of the Company. Any unauthorized alteration, forgery or falsification of the content or appearance of this document is unlawful and offenders may be prosecuted to the fullest extent of the law.

#. Transceiver conducted power table:

Frequency (MHz)	Max. Rated Avg. Power + Max. Tolerance (dBm)	Average Power Output(dBm)
2402	19	17.33
2441	19	18.67
2480	19	18.95

Unless otherwise stated the results shown in this test report refer only to the sample(s) tested and such sample(s) are retained for 90 days only.

除非另有說明，此報告結果僅對測試之樣品負責，同時此樣品僅保留90天。本報告未經本公司書面許可，不可部份複製。

This document is issued by the Company subject to its General Conditions of Service printed overleaf, available on request or accessible at [www.sgs.com/terms\\_and\\_conditions.htm](http://www.sgs.com/terms_and_conditions.htm) and, for electronic format documents, subject to Terms and Conditions for Electronic Documents at [www.sgs.com/terms\\_e-document.htm](http://www.sgs.com/terms_e-document.htm). Attention is drawn to the limitation of liability, indemnification and jurisdiction issues defined therein. Any holder of this document is advised that information contained hereon reflects the Company's findings at the time of its intervention only and within the limits of Client's instructions, if any. The Company's sole responsibility is to its Client and this document does not exonerate parties to a transaction from exercising all their rights and obligations under the transaction documents. This document cannot be reproduced except in full, without prior written approval of the Company. Any unauthorized alteration, forgery or falsification of the content or appearance of this document is unlawful and offenders may be prosecuted to the fullest extent of the law.



#. **Bluetooth conducted power table:**

Frequency (MHz)	Data Rate	Max. Rated Avg. Power + Max. Tolerance (dBm)	Avg.	
			dBm	mW
2402	1	6	4.72	2.965
2441	1	6	5.09	3.228
2480	1	6	5.25	3.350
2402	2	3	1.43	1.390
2441	2	3	1.79	1.510
2480	2	3	2.25	1.679
2402	3	2	0.64	1.159
2441	3	2	0.93	1.239
2480	3	2	1.17	1.309

Frequency (MHz)	Max. Rated Avg. Power + Max. Tolerance (dBm)	Avg. (dBm)
		BT4.0
2402	4	2.04
2442	4	2.87
2480	4	3.08

Unless otherwise stated the results shown in this test report refer only to the sample(s) tested and such sample(s) are retained for 90 days only.

除非另有說明，此報告結果僅對測試之樣品負責，同時此樣品僅保留90天。本報告未經本公司書面許可，不可部份複製。

This document is issued by the Company subject to its General Conditions of Service printed overleaf, available on request or accessible at [www.sgs.com/terms\\_and\\_conditions.htm](http://www.sgs.com/terms_and_conditions.htm) and, for electronic format documents, subject to Terms and Conditions for Electronic Documents at [www.sgs.com/terms\\_e-document.htm](http://www.sgs.com/terms_e-document.htm). Attention is drawn to the limitation of liability, indemnification and jurisdiction issues defined therein. Any holder of this document is advised that information contained hereon reflects the Company's findings at the time of its intervention only and within the limits of Client's instructions, if any. The Company's sole responsibility is to its Client and this document does not exonerate parties to a transaction from exercising all their rights and obligations under the transaction documents. This document cannot be reproduced except in full, without prior written approval of the Company. Any unauthorized alteration, forgery or falsification of the content or appearance of this document is unlawful and offenders may be prosecuted to the fullest extent of the law.

## 1.4 Test Environment

Ambient Temperature: 22±2° C  
Tissue Simulating Liquid: 22±2° C

## 1.5 Operation Description

### 1. WWAN (GPRS/EDGE/WCDMA/HSDPA/HSPA/CDMA 1xRTT/CDMA EVDO rev.0 & rev.A/LTE):

The EUT is controlled by using Radio Communication Tester(R&S CMU200 and Anritsu MT8820C), and the communication between the EUT and the tester is established by air link. The EUT was tested in three configurations:

**Configuration 1: Back side\_0mm with power reduction and\_25mm without power reduction.**

**Configuration 2: Top side\_0mm with power reduction and\_12mm without power reduction.**

**Configuration 3: Right/left/bottom sides\_0mm without power reduction.**(SAR measurement for right/left/bottom sides can be excluded based on KDB447498D01. Since the simultaneous transmission needs to be considered, we do the SAR test for these sides. For LTE, we choose the maximum channel bandwidth/RB configuration/modulation with highest specified power to do SAR measurement for these sides to be the worst cases.)

Band	Power Reduction
GPRS850	YES
EDGE850	YES
GPRS1900	YES
EDGE1900	YES
WCDMA B2	YES
WCDMA B4	YES
WCDMA B5	YES
CDMA BC0	YES
CDMA BC1	YES
CDMA BC10	YES

Unless otherwise stated the results shown in this test report refer only to the sample(s) tested and such sample(s) are retained for 90 days only.  
除非另有說明，此報告結果僅對測試之樣品負責，同時此樣品僅保留90天。本報告未經本公司書面許可，不可部份複製。

This document is issued by the Company subject to its General Conditions of Service printed overleaf, available on request or accessible at [www.sgs.com/terms\\_and\\_conditions.htm](http://www.sgs.com/terms_and_conditions.htm) and, for electronic format documents, subject to Terms and Conditions for Electronic Documents at [www.sgs.com/terms\\_e-document.htm](http://www.sgs.com/terms_e-document.htm). Attention is drawn to the limitation of liability, indemnification and jurisdiction issues defined therein. Any holder of this document is advised that information contained hereon reflects the Company's findings at the time of its intervention only and within the limits of Client's instructions, if any. The Company's sole responsibility is to its Client and this document does not exonerate parties to a transaction from exercising all their rights and obligations under the transaction documents. This document cannot be reproduced except in full, without prior written approval of the Company. Any unauthorized alteration, forgery or falsification of the content or appearance of this document is unlawful and offenders may be prosecuted to the fullest extent of the law.

LTE B2/4/5/13/17/25	YES
WLAN	NO
BT	NO

## 2. WLAN (802.11 a/b/g/n/ac):

Use chipset specific software to control the EUT, and makes it transmit in maximum power. The EUT was tested in the following configurations:

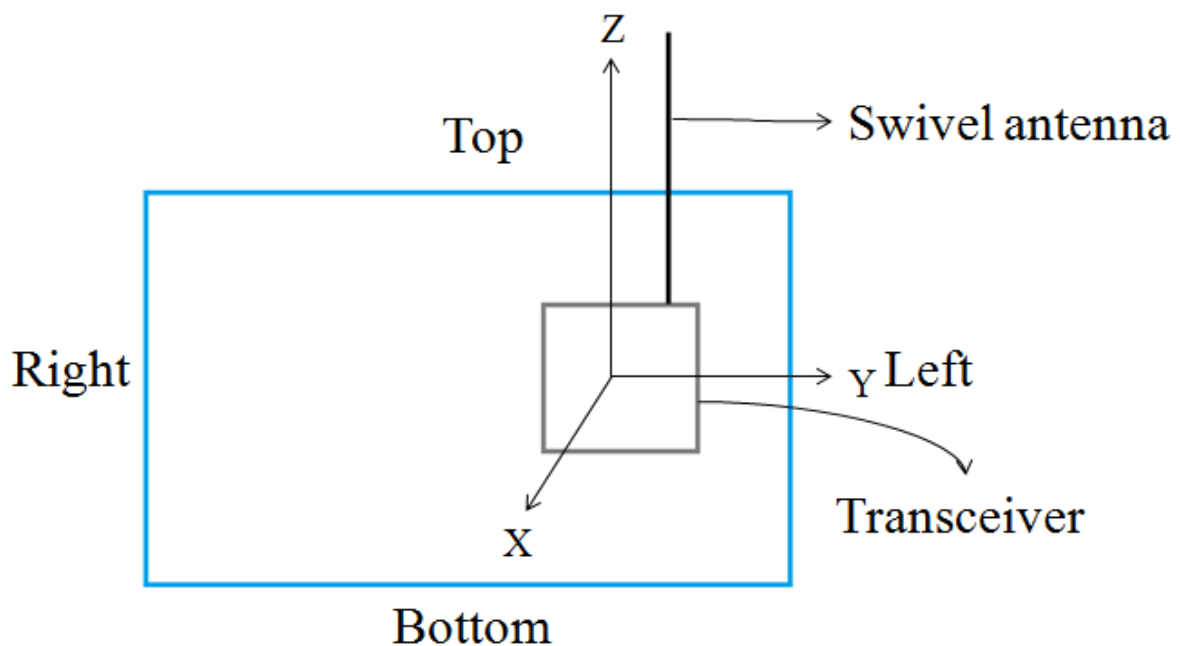
**Configurations: Back/top/right/bottom/Left sides\_0mm.**

## 3. Transceiver with swivel antenna (2.4GHz)

Use chipset specific software to control the EUT, and makes it transmit in maximum power. The EUT was tested in the following configurations accepted by FCC via **KDB inquiry (tracking number: 928161)**:

**Configuration 1: Backside\_0 & 5mm at 0/45/90 degree**

**Configuration 2: Left/right/bottom/top sides\_0mm at 0/45/90 degree**



**Back view of the tablet with transceiver attached**

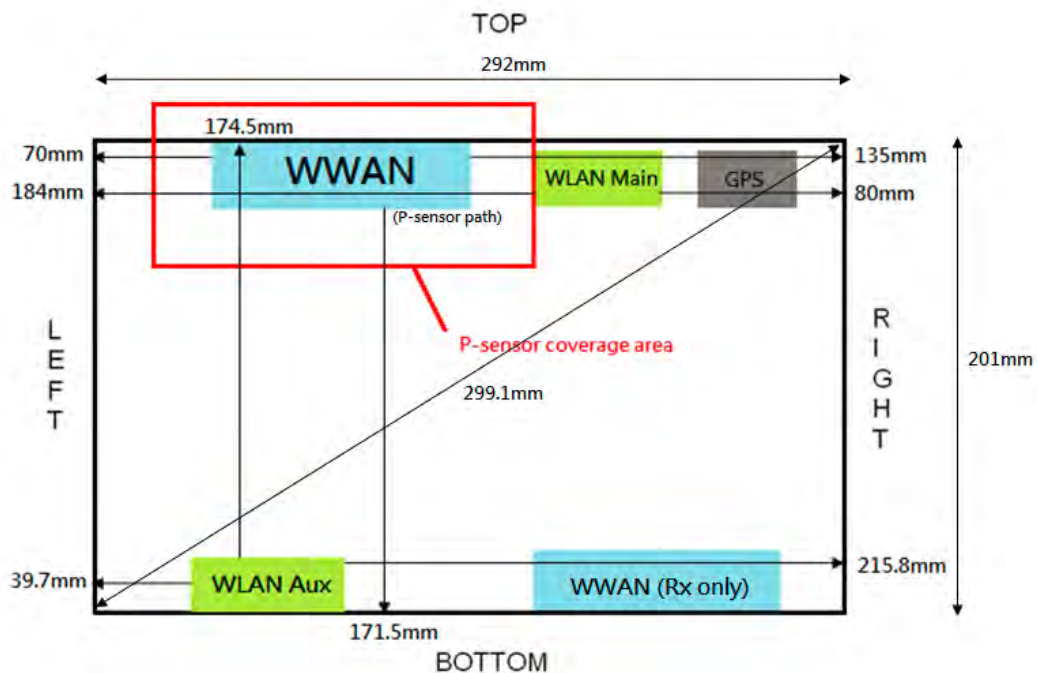
Unless otherwise stated the results shown in this test report refer only to the sample(s) tested and such sample(s) are retained for 90 days only.

除非另有說明，此報告結果僅對測試之樣品負責，同時此樣品僅保留90天。本報告未經本公司書面許可，不可部份複製。

This document is issued by the Company subject to its General Conditions of Service printed overleaf, available on request or accessible at [www.sgs.com/terms\\_and\\_conditions.htm](http://www.sgs.com/terms_and_conditions.htm) and, for electronic format documents, subject to Terms and Conditions for Electronic Documents at [www.sgs.com/terms\\_e-document.htm](http://www.sgs.com/terms_e-document.htm). Attention is drawn to the limitation of liability, indemnification and jurisdiction issues defined therein. Any holder of this document is advised that information contained hereon reflects the Company's findings at the time of its intervention only and within the limits of Client's instructions, if any. The Company's sole responsibility is to its Client and this document does not exonerate parties to a transaction from exercising all their rights and obligations under the transaction documents. This document cannot be reproduced except in full, without prior written approval of the Company. Any unauthorized alteration, forgery or falsification of the content or appearance of this document is unlawful and offenders may be prosecuted to the fullest extent of the law.

Joint 2	0 degree		45 degree(-Y direction)			90 degree(-Y direction)			
	backside	left_0	backside	left_0		backside	left_0		
	0&5 mm	right_0	0&5 mm	right_0		0&5 mm	right_0		
		bottom_0		bottom_0			bottom_0		
							top_0		
	45 degree(+Y direction)			90 degree(+Y direction)					
	backside					backside			
	0&5 mm	right_0				0&5 mm	right_0		
		bottom_0					bottom_0		
							top_0		
	45 degree(+X direction)			90 degree(+X direction)					
		left_0					left_0		
	right_0					right_0			
	bottom_0					bottom_0			
						top_0			

### Test configurations for this transceiver



### Antenna position plot(front view)

(Note: The proximity sensor is collocated with WWAN antenna.)

Unless otherwise stated the results shown in this test report refer only to the sample(s) tested and such sample(s) are retained for 90 days only.

除非另有說明，此報告結果僅對測試之樣品負責，同時此樣品僅保留90天。本報告未經本公司書面許可，不可部份複製。

This document is issued by the Company subject to its General Conditions of Service printed overleaf, available on request or accessible at [www.sgs.com/terms\\_and\\_conditions.htm](http://www.sgs.com/terms_and_conditions.htm) and, for electronic format documents, subject to Terms and Conditions for Electronic Documents at [www.sgs.com/terms\\_e-document.htm](http://www.sgs.com/terms_e-document.htm). Attention is drawn to the limitation of liability, indemnification and jurisdiction issues defined therein. Any holder of this document is advised that information contained hereon reflects the Company's findings at the time of its intervention only and within the limits of Client's instructions, if any. The Company's sole responsibility is to its Client and this document does not exonerate parties to a transaction from exercising all their rights and obligations under the transaction documents. This document cannot be reproduced except in full, without prior written approval of the Company. Any unauthorized alteration, forgery or falsification of the content or appearance of this document is unlawful and offenders may be prosecuted to the fullest extent of the law.



**Front view of the tablet with transceiver attached**

Unless otherwise stated the results shown in this test report refer only to the sample(s) tested and such sample(s) are retained for 90 days only.

除非另有說明，此報告結果僅對測試之樣品負責，同時此樣品僅保留90天。本報告未經本公司書面許可，不可部份複製。

This document is issued by the Company subject to its General Conditions of Service printed overleaf, available on request or accessible at [www.sgs.com/terms\\_and\\_conditions.htm](http://www.sgs.com/terms_and_conditions.htm) and, for electronic format documents, subject to Terms and Conditions for Electronic Documents at [www.sgs.com/terms\\_e-document.htm](http://www.sgs.com/terms_e-document.htm). Attention is drawn to the limitation of liability, indemnification and jurisdiction issues defined therein. Any holder of this document is advised that information contained hereon reflects the Company's findings at the time of its intervention only and within the limits of Client's instructions, if any. The Company's sole responsibility is to its Client and this document does not exonerate parties to a transaction from exercising all their rights and obligations under the transaction documents. This document cannot be reproduced except in full, without prior written approval of the Company. Any unauthorized alteration, forgery or falsification of the content or appearance of this document is unlawful and offenders may be prosecuted to the fullest extent of the law.

Note:

The test configuration for standalone tablet

1. On the backside of tablet, the left and right rubber corners are removed to make WWAN/WLAN antennas against the phantom, besides, unloading the cover of GPS bumper and make it to be flat so as to let WLAN1 against the phantom. This configuration is accepted by FCC via **KDB inquiry.(tracking number: 928161)**

The test configuration for tablet + transceiver with swivel antenna

2. The proposed test configurations had been addressed in **KDB inquiry.(tracking number: 928161)** and accepted by FCC. The test configuration is considered for joint 2 since 90 degree for joint 2 make the phantom and swivel antenna in smallest distance for top side. Besides, we evaluate all the surfaces except some antenna angles blocked positioning since we need to consider the simultaneous transmission condition. (WWAN + WLAN + Transceiver)
3. SAR test for GPRS was performed on the maximum sourced-based time-averaged power.
4. The SAR measurement is not required for HSDPA/HSPA/HSPA+ since its maximum output power is less than ¼ dB higher than RMC without HSDPA/HSPA/HSPA+.
5. Body SAR was measured using Subtype 0/1 Physical Layer configurations for Rev. 0. The 3G SAR test reduction procedure is applied to Rev. A, Subtype 2 Physical layer configuration, with Rev. 0 as the primary mode.
6. For this Ev-Do data device that also support 1x RTT data operations, the 3G SAR test reduction procedure is applied to 1x RTT RC3 and RC1 with Ev-Do Rev. 0, Rev. A as the respective primary modes.(Since SAR is not required for Ev-Do Rev. A, only Rev. 0 need consideration as the primary mode.)
7. LTE modes test according to **FCC KDB 941225 D05v02r03**.
  - a. Per Section 5.2.1, the largest channel bandwidth and measure SAR for QPSK with 1 RB allocation.
    - Using the RB offset and required test channel combination with the highest maximum output power for RB offsets at the upper edge, middle and lower edge of each required test channel.
    - When the reported SAR is  $\leq 0.8$  W/kg, testing of the remaining RB offset configurations and required test channels is not required for 1 RB allocation; otherwise, SAR is required for the remaining required test channels and only for the RB offset configuration with the highest output power for that channel.
    - When the reported SAR of a required test channel is  $> 1.45$  W/kg, SAR is required for all three RB offset configurations for that required test channel.
  - b. Per Section 5.2.2, the largest channel bandwidth and measure SAR for QPSK with 50% RB allocation

Unless otherwise stated the results shown in this test report refer only to the sample(s) tested and such sample(s) are retained for 90 days only.

除非另有說明，此報告結果僅對測試之樣品負責，同時此樣品僅保留90天。本報告未經本公司書面許可，不可部份複製。

This document is issued by the Company subject to its General Conditions of Service printed overleaf, available on request or accessible at [www.sgs.com/terms\\_and\\_conditions.htm](http://www.sgs.com/terms_and_conditions.htm) and, for electronic format documents, subject to Terms and Conditions for Electronic Documents at [www.sgs.com/terms\\_e-document.htm](http://www.sgs.com/terms_e-document.htm). Attention is drawn to the limitation of liability, indemnification and jurisdiction issues defined therein. Any holder of this document is advised that information contained hereon reflects the Company's findings at the time of its intervention only and within the limits of Client's instructions, if any. The Company's sole responsibility is to its Client and this document does not exonerate parties to a transaction from exercising all their rights and obligations under the transaction documents. This document cannot be reproduced except in full, without prior written approval of the Company. Any unauthorized alteration, forgery or falsification of the content or appearance of this document is unlawful and offenders may be prosecuted to the fullest extent of the law.

- The procedures required for 1 RB allocation in 5.2.1 are applied to measure the SAR for QPSK with 50% RB allocation.
- c. Per Section 5.2.3, the largest channel bandwidth and measure SAR for QPSK with 100% RB allocation
- For QPSK with 100% RB allocation, SAR is not required when the highest maximum output power for 100 % RB allocation is less than the highest maximum output power in 50% and 1 RB allocations and the highest reported SAR for 1 RB and 50% RB allocation in 5.2.1 and 5.2.2 are  $\leq 0.8$  W/kg.
  - Otherwise, SAR is measured for the highest output power channel and if the reported SAR is  $> 1.45$  W/kg, the remaining required test channels must also be tested.
- d. Per Section 5.2.4, Higher order modulations
- For each modulation besides QPSK; e.g., 16-QAM, 64-QAM, apply the QPSK procedures in sections 5.2.1, 5.2.2 and 5.2.3 to determine the QAM configurations that may need SAR measurement. For each configuration identified as required for testing, SAR is required only when the highest maximum output power for the configuration in the higher order modulation is  $> \frac{1}{2}$  dB higher than the same configuration in QPSK or when the reported SAR for the QPSK configuration is  $> 1.45$  W/kg.
- e. Per Section 5.3, other channel bandwidth standalone SAR test requirements
- For the other channel bandwidths used by the device in a frequency band, apply all the procedures required for the largest channel bandwidth in section 5.2 to determine the channels and RB configurations that need SAR testing and only measure SAR when the highest maximum output power of a configuration requiring testing in the smaller channel bandwidth is  $> \frac{1}{2}$  dB higher than the equivalent channel configurations in the largest channel bandwidth configuration or the reported SAR of a configuration for the largest channel bandwidth is  $> 1.45$  W/kg.
  - The equivalent channel configuration for the RB allocation, RB offset and modulation etc. is determined for the smaller channel bandwidth according to the same number of RB allocated in the largest channel bandwidth.

#### 802.11b DSSS SAR Test Requirements:

8. SAR is measured for 2.4 GHz 802.11b DSSS mode using the highest measured maximum output power channel, when the reported SAR of the highest measured maximum output power channel for the exposure configuration is  $\leq 0.8$  W/kg, no further SAR testing is required for 802.11b DSSS in that exposure configuration.
9. When the reported SAR is  $> 0.8$  W/kg, SAR is required for that exposure configuration using the next highest measured output power channel. When any reported SAR is  $> 1.2$  W/kg, SAR is required for the third channel; i.e., all channels require testing.

Unless otherwise stated the results shown in this test report refer only to the sample(s) tested and such sample(s) are retained for 90 days only.

除非另有說明，此報告結果僅對測試之樣品負責，同時此樣品僅保留90天。本報告未經本公司書面許可，不可部份複製。

This document is issued by the Company subject to its General Conditions of Service printed overleaf, available on request or accessible at [www.sgs.com/terms\\_and\\_conditions.htm](http://www.sgs.com/terms_and_conditions.htm) and, for electronic format documents, subject to Terms and Conditions for Electronic Documents at [www.sgs.com/terms\\_e-document.htm](http://www.sgs.com/terms_e-document.htm). Attention is drawn to the limitation of liability, indemnification and jurisdiction issues defined therein. Any holder of this document is advised that information contained hereon reflects the Company's findings at the time of its intervention only and within the limits of Client's instructions, if any. The Company's sole responsibility is to its Client and this document does not exonerate parties to a transaction from exercising all their rights and obligations under the transaction documents. This document cannot be reproduced except in full, without prior written approval of the Company. Any unauthorized alteration, forgery or falsification of the content or appearance of this document is unlawful and offenders may be prosecuted to the fullest extent of the law.

## 802.11g/n OFDM SAR Test Exclusion Requirements:

10. SAR is not required for 802.11g/n since the highest reported SAR for DSSS is adjusted by the ratio of OFDM to DSSS specified maximum output power and the adjusted SAR is  $\leq 1.2$  W/kg.

## Initial Test Configuration:

11. An initial test configuration is determined for OFDM transmission modes according to the channel bandwidth, modulation and data rate combination(s) with the highest maximum output power specified for production units in each standalone and aggregated frequency band.
12. SAR is measured using the highest measured maximum output power channel. When the reported SAR of the initial test configuration is  $> 0.8$  W/kg, SAR measurement is required for the subsequent next highest measured output power channel(s) in the initial test configuration until the reported SAR is  $\leq 1.2$  W/kg or all required channels are tested.
13. For WLAN Main antenna, 5.2G ac(20), 5.3G ac(20), 5.6G a/ac(20)/ac(80), 5.8G ac(80) are chosen to be the initial test configurations.
14. For WLAN Main antenna, since the highest reported SAR for the initial test configuration is adjusted by the ratio of the subsequent test configuration to initial test configuration specified maximum output power and the adjusted SAR is  $< 1.2$  W/kg, SAR is not required for that subsequent test configuration.
15. For WLAN Aux antenna, 5.2G a, 5.3G a, 5.6G a/n(40)/ac(80), 5.8G ac(80) are chosen to be the initial test configurations.
16. For WLAN Aux antenna, 5.3G n(20)/ac(20)/n(40)/ac(40), 5.6G n(20)/ac(20) are chosen to be the subsequent test configurations since the highest reported SAR for the initial test configuration is adjusted by the ratio of the subsequent test configuration to initial test configuration specified maximum output power and the adjusted SAR is  $> 1.2$  W/kg.
17. SAR for subsequent highest measured maximum output power channels in the subsequent test configuration is required only when the reported SAR of the preceding higher maximum output power channel(s) in the subsequent test configuration is  $> 1.2$  W/kg.
18. BT and WLAN Aux use the same antenna path and Bluetooth may transmit simultaneously with WLAN Main.
19. BT SAR measurement for back/top/right/left/bottom sides can be excluded based on KDB447498D01. Since the simultaneous transmission needs to be considered, we do the BT SAR test for these sides. We choose the highest specified BT power to do SAR measurement for these sides to be the worst cases.

Unless otherwise stated the results shown in this test report refer only to the sample(s) tested and such sample(s) are retained for 90 days only.

除非另有說明，此報告結果僅對測試之樣品負責，同時此樣品僅保留90天。本報告未經本公司書面許可，不可部份複製。

This document is issued by the Company subject to its General Conditions of Service printed overleaf, available on request or accessible at [www.sgs.com/terms\\_and\\_conditions.htm](http://www.sgs.com/terms_and_conditions.htm) and, for electronic format documents, subject to Terms and Conditions for Electronic Documents at [www.sgs.com/terms\\_e-document.htm](http://www.sgs.com/terms_e-document.htm). Attention is drawn to the limitation of liability, indemnification and jurisdiction issues defined therein. Any holder of this document is advised that information contained hereon reflects the Company's findings at the time of its intervention only and within the limits of Client's instructions, if any. The Company's sole responsibility is to its Client and this document does not exonerate parties to a transaction from exercising all their rights and obligations under the transaction documents. This document cannot be reproduced except in full, without prior written approval of the Company. Any unauthorized alteration, forgery or falsification of the content or appearance of this document is unlawful and offenders may be prosecuted to the fullest extent of the law.



20. For 2.4/5.2/5.3/5.6/5.8GHz WLAN Main and Aux antennas, the maximum output power of each antenna during simultaneous transmission (for 802.11n/ac) is much less than that used in standalone transmission (802.11a/b/g/n/ac), so it is more conservative to use the sum of 1-g SAR provision to exclude the SAR measurement for 802.11n/ac MIMO.

21. Based on KDB447498D01,

(1) SAR test exclusion thresholds for 100 MHz to 6 GHz at test separation distances ≤ 50 mm are determined by:

$$\frac{\text{Max. tune up power(mW)}}{\text{Min. test separation distance(mm)}} \times \sqrt{f(\text{GHz})} \leq 3$$

When the minimum test separation distance is < 5mm, 5mm is applied to determine SAR test exclusion.

(2) For test separation distances > 50 mm, and the frequency at 100 MHz to 1500MHz, the SAR test exclusion threshold is determined according to the following, and as illustrated in Appendix B of KDB447498 D01.

$$[(\text{Threshold at 50mm in step1}) + (\text{test separation distance}-50\text{mm}) \times \left(\frac{f(\text{MHz})}{150}\right)](\text{mW}),$$

(3) For test separation distances > 50 mm, and the frequency at >1500MHz to 6GHz, the SAR test exclusion threshold is determined according to the following, and as illustrated in Appendix B of KDB447498 D01.

$$[(\text{Threshold at 50mm in step1}) + (\text{test separation distance}-50\text{mm}) \times 10](\text{mW}),$$

Mode	Maximum power(dBm)	Maximum power(mW)	Top side			Right side			Left side		
			Ant. to surface (mm)	Exclusion threshold	Require SAR testing?	Ant. to surface (mm)	over 200mm	Require SAR testing?	Ant. to surface (mm)	Exclusion threshold	Require SAR testing?
BT	6	3.981	174.5	1245.125	NO	216	yes	NO	39.7	0.158	NO
Mode	Maximum power(dBm)	Maximum power(mW)	Bottom side			Back side					
			Ant. to surface (mm)	Exclusion threshold	Require SAR testing?	Ant. to surface (mm)	Exclusion threshold	Require SAR testing?			
BT	6	3.981	less than 5	1.254	NO	less than 5	1.254	NO			

Unless otherwise stated the results shown in this test report refer only to the sample(s) tested and such sample(s) are retained for 90 days only.

除非另有說明，此報告結果僅對測試之樣品負責，同時此樣品僅保留90天。本報告未經本公司書面許可，不可部份複製。

This document is issued by the Company subject to its General Conditions of Service printed overleaf, available on request or accessible at [www.sgs.com/terms\\_and\\_conditions.htm](http://www.sgs.com/terms_and_conditions.htm) and, for electronic format documents, subject to Terms and Conditions for Electronic Documents at [www.sgs.com/terms\\_e-document.htm](http://www.sgs.com/terms_e-document.htm). Attention is drawn to the limitation of liability, indemnification and jurisdiction issues defined therein. Any holder of this document is advised that information contained hereon reflects the Company's findings at the time of its intervention only and within the limits of Client's instructions, if any. The Company's sole responsibility is to its Client and this document does not exonerate parties to a transaction from exercising all their rights and obligations under the transaction documents. This document cannot be reproduced except in full, without prior written approval of the Company. Any unauthorized alteration, forgery or falsification of the content or appearance of this document is unlawful and offenders may be prosecuted to the fullest extent of the law.

Mode	Max. tune-up power(dBm)	Max. tune-up power(mW)	Top side			Right side			Left side		
			Ant. to surface (mm)	Exclusion threshold (mW)	Require SAR testing?	Ant. to surface (mm)	Exclusion threshold (mW)	Require SAR testing?	Ant. to surface (mm)	Exclusion threshold (mW)	Require SAR testing?
GPRS850 class10	32.9	1949.845	less than 5	359.280	YES	135	516.915	NO	70	149.101	NO
GPRS1900 class10	29	794.328	less than 5	219.545	YES	135	871.955	NO	70	221.955	NO
WCDMA B2	23	199.526	less than 5	55.115	YES	135	855.512	NO	70	205.512	NO
WCDMA B4	23	199.526	less than 5	52.829	YES	135	855.283	NO	70	205.283	NO
WCDMA B5	23	199.526	less than 5	36.717	YES	135	483.412	NO	70	116.552	NO
Cellular BC0 1xEVDO	23.5	223.872	less than 5	41.239	YES	135	484.833	NO	70	117.232	NO
Cellular BC1 1xEVDO	24	251.189	less than 5	69.407	YES	135	856.941	NO	70	206.941	NO
Cellular BC10 1xEVDO	23.5	223.872	less than 5	40.622	YES	135	470.485	NO	70	113.809	NO
LTE Band 2	23	199.526	less than 5	55.150	YES	135	855.515	NO	70	205.515	NO
LTE Band 4	22.5	223.872	less than 5	47.116	YES	135	854.712	NO	70	204.712	NO
LTE Band 5	22.5	177.828	less than 5	32.771	YES	135	484.377	NO	70	116.477	NO
LTE Band 13	22	158.489	less than 5	28.120	YES	135	448.779	NO	70	107.745	NO
LTE Band 17	22.5	177.828	less than 5	30.094	YES	135	408.743	NO	70	98.476	NO
LTE Band 25	23	199.526	less than 5	55.222	YES	135	855.522	NO	70	205.522	NO

Unless otherwise stated the results shown in this test report refer only to the sample(s) tested and such sample(s) are retained for 90 days only.

除非另有說明，此報告結果僅對測試之樣品負責，同時此樣品僅保留90天。本報告未經本公司書面許可，不可部份複製。

This document is issued by the Company subject to its General Conditions of Service printed overleaf, available on request or accessible at [www.sgs.com/terms\\_and\\_conditions.htm](http://www.sgs.com/terms_and_conditions.htm) and, for electronic format documents, subject to Terms and Conditions for Electronic Documents at [www.sgs.com/terms\\_e-document.htm](http://www.sgs.com/terms_e-document.htm). Attention is drawn to the limitation of liability, indemnification and jurisdiction issues defined therein. Any holder of this document is advised that information contained hereon reflects the Company's findings at the time of its intervention only and within the limits of Client's instructions, if any. The Company's sole responsibility is to its Client and this document does not exonerate parties to a transaction from exercising all their rights and obligations under the transaction documents. This document cannot be reproduced except in full, without prior written approval of the Company. Any unauthorized alteration, forgery or falsification of the content or appearance of this document is unlawful and offenders may be prosecuted to the fullest extent of the law.

Mode	Max. tune-up power(dBm)	Max. tune-up power(mW)	Bottom side			Back side		
			Ant. to surface (mm)	Exclusion threshold (mW)	Require SAR testing?	Ant. to surface (mm)	Exclusion threshold (mW)	Require SAR testing?
GPRS850 class10	32.9	1949.845	171.5	723.456	NO	less than 5	359.280	YES
GPRS1900 class10	29	794.328	171.5	1236.955	NO	less than 5	219.545	YES
WCDMA B2	23	199.526	171.5	1220.512	NO	less than 5	55.115	YES
WCDMA B4	23	199.526	171.5	1220.283	NO	less than 5	52.829	YES
WCDMA B5	23	199.526	171.5	689.418	NO	less than 5	36.717	YES
Cellular BC0 1xEVDO	23.5	223.872	171.5	691.255	NO	less than 5	41.239	YES
Cellular BC1 1xEVDO	24	251.189	171.5	1221.941	NO	less than 5	69.407	YES
Cellular BC10 1xEVDO	23.5	223.872	171.5	670.773	NO	less than 5	40.622	YES
LTE Band 2	23	199.526	171.5	1220.515	NO	less than 5	55.150	YES
LTE Band 4	22.5	223.872	171.5	1219.712	NO	less than 5	47.116	YES
LTE Band 5	22.5	177.828	171.5	690.967	NO	less than 5	32.771	YES
LTE Band 13	22	158.489	171.5	640.282	NO	less than 5	28.120	YES
LTE Band 17	22.5	177.828	171.5	582.969	NO	less than 5	30.094	YES
LTE Band 25	23	199.526	171.5	1220.522	NO	less than 5	55.222	YES

**22.** According to KDB447498 D01, testing of other required channels is not required when the reported 1-g SAR for the highest output channel is  $\leq 0.8$  W/kg, when the transmission band is  $\leq 100$  MHz.

**23.** According to KDB865664 D01, SAR measurement variability must be assessed for each frequency band. When the original highest measured SAR is  $\geq 0.8$  W/kg, repeated that measurement once. Perform a second repeated measurement only if the ratio of largest to smallest SAR for the original and first repeated measurements is  $> 1.20$  or when the original or repeated measurement is  $\geq 1.45$  W/kg (~ 10% from the 1-g SAR limit)

**24.** There is an optional battery, and we do the worst case check in each band to make sure the device installed the optional battery can comply with the SAR limit.

Unless otherwise stated the results shown in this test report refer only to the sample(s) tested and such sample(s) are retained for 90 days only.

除非另有說明，此報告結果僅對測試之樣品負責，同時此樣品僅保留90天。本報告未經本公司書面許可，不可部份複製。

This document is issued by the Company subject to its General Conditions of Service printed overleaf, available on request or accessible at [www.sgs.com/terms\\_and\\_conditions.htm](http://www.sgs.com/terms_and_conditions.htm) and, for electronic format documents, subject to Terms and Conditions for Electronic Documents at [www.sgs.com/terms\\_e-document.htm](http://www.sgs.com/terms_e-document.htm). Attention is drawn to the limitation of liability, indemnification and jurisdiction issues defined therein. Any holder of this document is advised that information contained hereon reflects the Company's findings at the time of its intervention only and within the limits of Client's instructions, if any. The Company's sole responsibility is to its Client and this document does not exonerate parties to a transaction from exercising all their rights and obligations under the transaction documents. This document cannot be reproduced except in full, without prior written approval of the Company. Any unauthorized alteration, forgery or falsification of the content or appearance of this document is unlawful and offenders may be prosecuted to the fullest extent of the law.

25. For the tablet with transceiver attached, we do the worst cases check in each band to make sure the device attached the transceiver can comply with the SAR limit. (Worst cases SAR check is not required for the backside with transceiver attached because the transceiver enlarge the distance between the phantom and WLAN/WWAN antennas.)

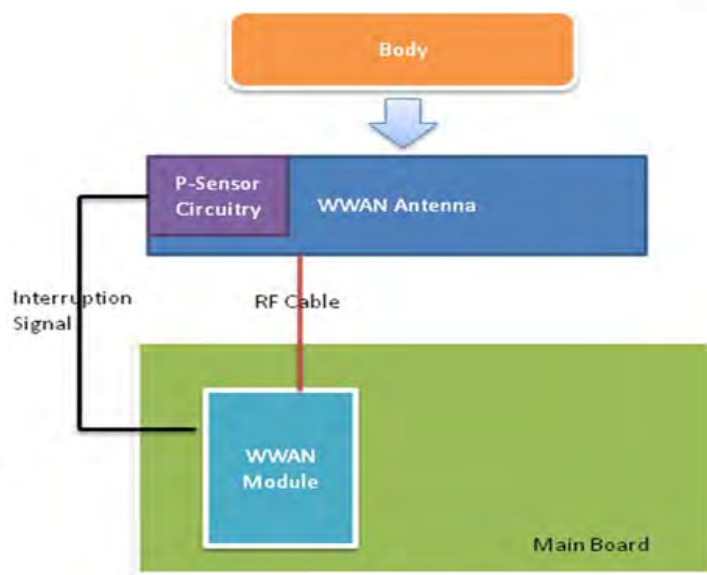
Unless otherwise stated the results shown in this test report refer only to the sample(s) tested and such sample(s) are retained for 90 days only.

除非另有說明，此報告結果僅對測試之樣品負責，同時此樣品僅保留90天。本報告未經本公司書面許可，不可部份複製。

This document is issued by the Company subject to its General Conditions of Service printed overleaf, available on request or accessible at [www.sgs.com/terms\\_and\\_conditions.htm](http://www.sgs.com/terms_and_conditions.htm) and, for electronic format documents, subject to Terms and Conditions for Electronic Documents at [www.sgs.com/terms\\_e-document.htm](http://www.sgs.com/terms_e-document.htm). Attention is drawn to the limitation of liability, indemnification and jurisdiction issues defined therein. Any holder of this document is advised that information contained hereon reflects the Company's findings at the time of its intervention only and within the limits of Client's instructions, if any. The Company's sole responsibility is to its Client and this document does not exonerate parties to a transaction from exercising all their rights and obligations under the transaction documents. This document cannot be reproduced except in full, without prior written approval of the Company. Any unauthorized alteration, forgery or falsification of the content or appearance of this document is unlawful and offenders may be prosecuted to the fullest extent of the law.

## 1.6 Proximity sensor operation description

The P-sensor being used to reduce output power is capacitive in which when the object such as human body, metal or plastic is being approached, the sensing capacitance would be increased with the antenna pad. Once the capacitance is accumulated, and reached over the threshold as set in MCU of the microchip, the interruption signal is pulled low (High state without trigger ) and further inform modem module of the transmitter to make power reduction.



### 1.6.1 Proximity sensor measurement procedure

- (1) The proximity sensor is collocated with WWAN antenna.
- (2) Output power is measured, and monitored by using the communication tester. A RF cables with sufficient length was being attached from the antenna port of the module, and used for the measurement. The appropriate loss attenuated from cable is compensated in the communication tester.



Unless otherwise stated the results shown in this test report refer only to the sample(s) tested and such sample(s) are retained for 90 days only.  
除非另有說明，此報告結果僅對測試之樣品負責，同時此樣品僅保留90天。本報告未經本公司書面許可，不可部份複製。

This document is issued by the Company subject to its General Conditions of Service printed overleaf, available on request or accessible at [www.sgs.com/terms\\_and\\_conditions.htm](http://www.sgs.com/terms_and_conditions.htm) and, for electronic format documents, subject to Terms and Conditions for Electronic Documents at [www.sgs.com/terms\\_e-document.htm](http://www.sgs.com/terms_e-document.htm). Attention is drawn to the limitation of liability, indemnification and jurisdiction issues defined therein. Any holder of this document is advised that information contained hereon reflects the Company's findings at the time of its intervention only and within the limits of Client's instructions, if any. The Company's sole responsibility is to its Client and this document does not exonerate parties to a transaction from exercising all their rights and obligations under the transaction documents. This document cannot be reproduced except in full, without prior written approval of the Company. Any unauthorized alteration, forgery or falsification of the content or appearance of this document is unlawful and offenders may be prosecuted to the fullest extent of the law.

## 1.6.2 Trigger distances for back/top sides

### Test procedure:

- 1) The entire back surface or edge of the tablet is positioned below a flat phantom filled with the required tissue equivalent medium and positioned at least 20 mm further than the distance that triggers power reduction.
- 2) The back surface or edge is moved toward the phantom in 3 mm steps until the sensor triggers.
- 3) The back surface or edge is then moved back (further away) from the phantom until maximum output power is returned to the normal maximum level.
- 4) The back surface or edge is again moved toward the phantom, but in 1 mm steps, until it is at least 5 mm past the triggering point or touching the phantom
- 5) If the tablet is not touching the phantom, it is moved in 3 mm steps until it touches the phantom to confirm that the sensor remains triggered and the maximum power stays reduced.
- 6) The process is then reversed by moving the tablet away from the phantom to determine triggering release, until it is at least 10 mm beyond the point that triggers the return of normal maximum power.
- 7) The measured output power within  $\pm 5$  mm of the triggering points, or until the tablet is touching the phantom, for movements to and from the phantom should be tabulated.
- 8) To ensure all production units are compliant, it is generally necessary to reduce the triggering distance determined from the triggering tests by 1 mm, or more if it is necessary, and use the smallest distance for movements to and from the phantom, minus 1 mm, as the sensor triggering distance for determining the SAR measurement distance.
- 9) For back side, the trigger distance of proximity sensor is 26mm.
- 10) For top side, the trigger distance of proximity sensor is 14mm, and we perform the 1.6.3 tilt angle testing in next step.

Unless otherwise stated the results shown in this test report refer only to the sample(s) tested and such sample(s) are retained for 90 days only.  
除非另有說明，此報告結果僅對測試之樣品負責，同時此樣品僅保留90天。本報告未經本公司書面許可，不可部份複製。

This document is issued by the Company subject to its General Conditions of Service printed overleaf, available on request or accessible at [www.sgs.com/terms\\_and\\_conditions.htm](http://www.sgs.com/terms_and_conditions.htm) and, for electronic format documents, subject to Terms and Conditions for Electronic Documents at [www.sgs.com/terms\\_e-document.htm](http://www.sgs.com/terms_e-document.htm). Attention is drawn to the limitation of liability, indemnification and jurisdiction issues defined therein. Any holder of this document is advised that information contained hereon reflects the Company's findings at the time of its intervention only and within the limits of Client's instructions, if any. The Company's sole responsibility is to its Client and this document does not exonerate parties to a transaction from exercising all their rights and obligations under the transaction documents. This document cannot be reproduced except in full, without prior written approval of the Company. Any unauthorized alteration, forgery or falsification of the content or appearance of this document is unlawful and offenders may be prosecuted to the fullest extent of the law.

### 1.6.3 Tilt angle testing

#### Test procedure:

- 1) The influence of table tilt angles to proximity sensor triggering is determined by positioning each tablet edge that contains a transmitting antenna, perpendicular to the flat phantom, at the smallest sensor triggering test distance determined in sections 1.6.2 by rotating the tablet around the edge next to the phantom in  $\leq 10$  deg increments until the tablet is  $\pm 45$ deg or more from the vertical position at 0 deg.
- 2) If sensor triggering is released and normal maximum output power is restored within the  $\pm 45$ deg range, the procedures in step 1) should be repeated by reducing the tablet to phantom separation distance by 1 mm until the proximity sensor no longer releases triggering, and maximum output power remains in the reduced mode.
- 3) The smallest separation distance determined in steps 1) and 2), minus 1 mm, is the sensor triggering distance for tablet tilt coverage. The smallest separation distance determined in sections 1.6.2, 1.6.3 minus 1 mm should be used in the SAR measurements.
- 4) The influence of tablet tilt angles to proximity sensor triggering is determined by positioning top and right sides, please refer to table 1.6.5 and 1.6.6.
- 5) After the tilt angle testing for top side, the sensor is not released during  $\pm 45$ deg, so  $14-1=13$ mm, is the sensor triggering distance for tablet tilt coverage. The smallest separation distance minus 1 mm ( $13-1=12$ mm) should be used in the SAR measurements.

Unless otherwise stated the results shown in this test report refer only to the sample(s) tested and such sample(s) are retained for 90 days only.

除非另有說明，此報告結果僅對測試之樣品負責，同時此樣品僅保留90天。本報告未經本公司書面許可，不可部份複製。

This document is issued by the Company subject to its General Conditions of Service printed overleaf, available on request or accessible at [www.sgs.com/terms\\_and\\_conditions.htm](http://www.sgs.com/terms_and_conditions.htm) and, for electronic format documents, subject to Terms and Conditions for Electronic Documents at [www.sgs.com/terms\\_e-document.htm](http://www.sgs.com/terms_e-document.htm). Attention is drawn to the limitation of liability, indemnification and jurisdiction issues defined therein. Any holder of this document is advised that information contained hereon reflects the Company's findings at the time of its intervention only and within the limits of Client's instructions, if any. The Company's sole responsibility is to its Client and this document does not exonerate parties to a transaction from exercising all their rights and obligations under the transaction documents. This document cannot be reproduced except in full, without prior written approval of the Company. Any unauthorized alteration, forgery or falsification of the content or appearance of this document is unlawful and offenders may be prosecuted to the fullest extent of the law.

#### 1.6.4 Proximity sensor coverage

The following procedures do not apply and are not required for configurations where the antenna and sensor are collocated and the peak SAR location is overlapping with the sensor.

Test procedure:

- 1) The back surface or edges of the tablet is positioned at a test separation distance less than or equal to the distance required for back surface or edge triggering, with both the antenna and sensor pad located at least 20 mm laterally outside the edge (boundary) of the phantom, along the direction of maximum antenna and sensor offset.
- 2) The similar sequence of steps applied to determine sensor triggering distance in section 1.6.2 are used to verify back surface and edge sensor coverage by moving the tablet (sensor and antenna) horizontally toward the phantom while maintaining the same vertical separation between the back surface or edge and the phantom.
- 3) After the exact location where triggering of power reduction is determined, with respect to the sensor and antenna, the tablet movement should be continued, in 3 mm increments, until both the sensor and antenna(s) are fully under the phantom and at least 20 mm inside the phantom edge.
- 4) The process is then repeated from the other direction, at the opposite end of maximum antenna and sensor offset, by rotating the tablet 180 degrees.

Unless otherwise stated the results shown in this test report refer only to the sample(s) tested and such sample(s) are retained for 90 days only.

除非另有說明，此報告結果僅對測試之樣品負責，同時此樣品僅保留90天。本報告未經本公司書面許可，不可部份複製。

This document is issued by the Company subject to its General Conditions of Service printed overleaf, available on request or accessible at [www.sgs.com/terms\\_and\\_conditions.htm](http://www.sgs.com/terms_and_conditions.htm) and, for electronic format documents, subject to Terms and Conditions for Electronic Documents at [www.sgs.com/terms\\_e-document.htm](http://www.sgs.com/terms_e-document.htm). Attention is drawn to the limitation of liability, indemnification and jurisdiction issues defined therein. Any holder of this document is advised that information contained hereon reflects the Company's findings at the time of its intervention only and within the limits of Client's instructions, if any. The Company's sole responsibility is to its Client and this document does not exonerate parties to a transaction from exercising all their rights and obligations under the transaction documents. This document cannot be reproduced except in full, without prior written approval of the Company. Any unauthorized alteration, forgery or falsification of the content or appearance of this document is unlawful and offenders may be prosecuted to the fullest extent of the law.

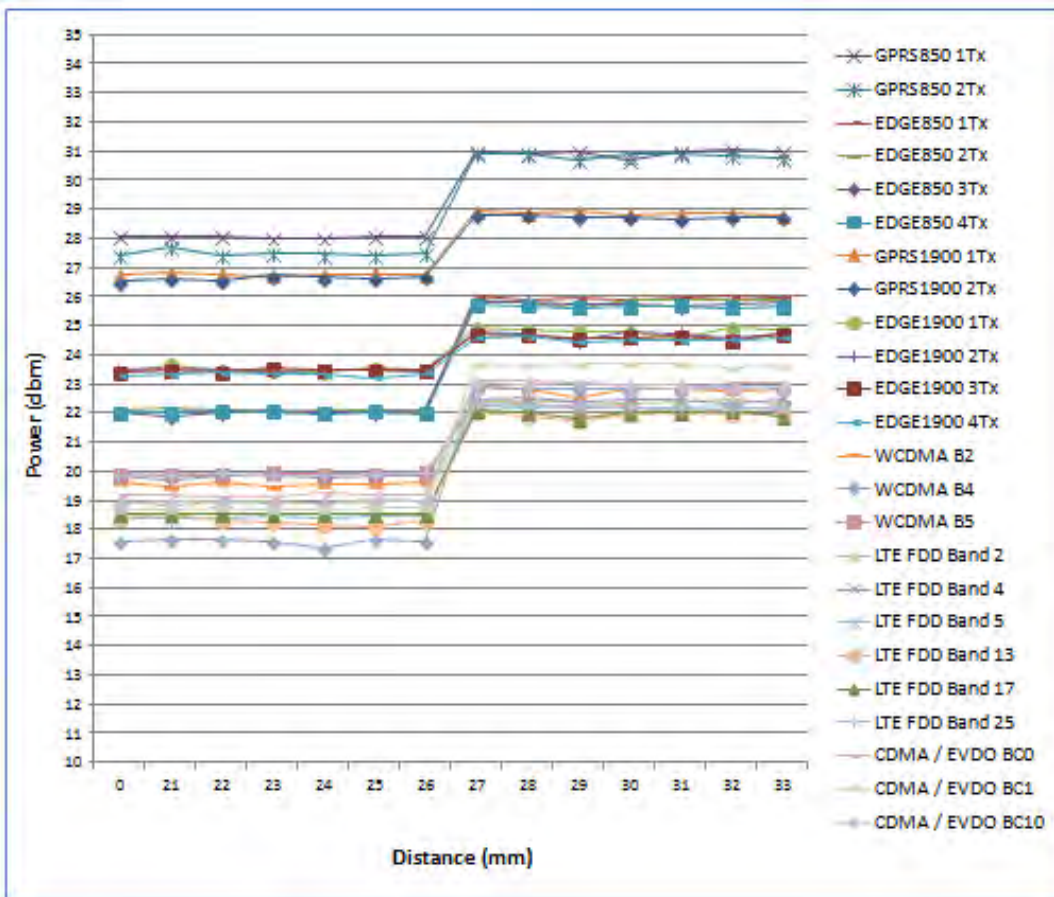


## 1.6.5 Results

The measured output power within  $\pm 5$  mm of the triggering points, or until the tablet is touching the phantom, for movements to and from the phantom is tabulated in the following.

### Back side

Moving device toward the phantom

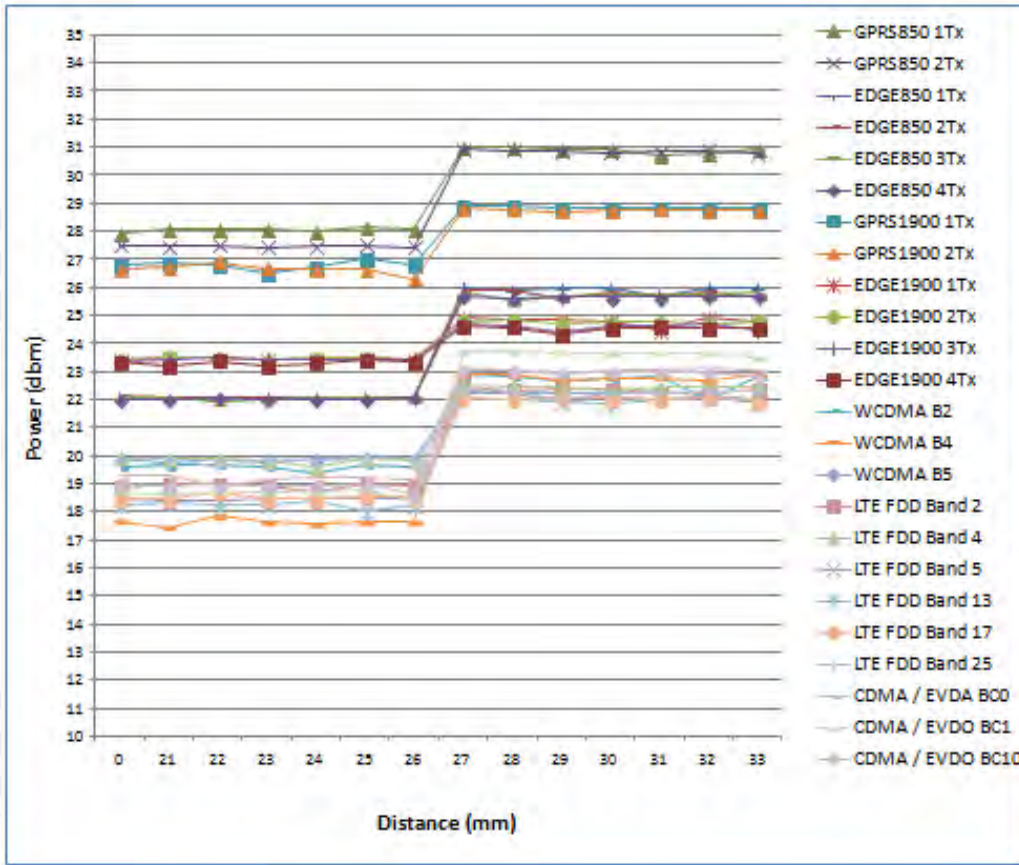


Unless otherwise stated the results shown in this test report refer only to the sample(s) tested and such sample(s) are retained for 90 days only.

除非另有說明，此報告結果僅對測試之樣品負責，同時此樣品僅保留90天。本報告未經本公司書面許可，不可部份複製。

This document is issued by the Company subject to its General Conditions of Service printed overleaf, available on request or accessible at [www.sgs.com/terms\\_and\\_conditions.htm](http://www.sgs.com/terms_and_conditions.htm) and, for electronic format documents, subject to Terms and Conditions for Electronic Documents at [www.sgs.com/terms\\_e-document.htm](http://www.sgs.com/terms_e-document.htm). Attention is drawn to the limitation of liability, indemnification and jurisdiction issues defined therein. Any holder of this document is advised that information contained hereon reflects the Company's findings at the time of its intervention only and within the limits of Client's instructions, if any. The Company's sole responsibility is to its Client and this document does not exonerate parties to a transaction from exercising all their rights and obligations under the transaction documents. This document cannot be reproduced except in full, without prior written approval of the Company. Any unauthorized alteration, forgery or falsification of the content or appearance of this document is unlawful and offenders may be prosecuted to the fullest extent of the law.

## Moving device away from the phantom



For back side, the worst trigger distance of proximity sensor is 26mm, thus we test back side SAR in 25mm without power reduction and 0mm with power reduction.

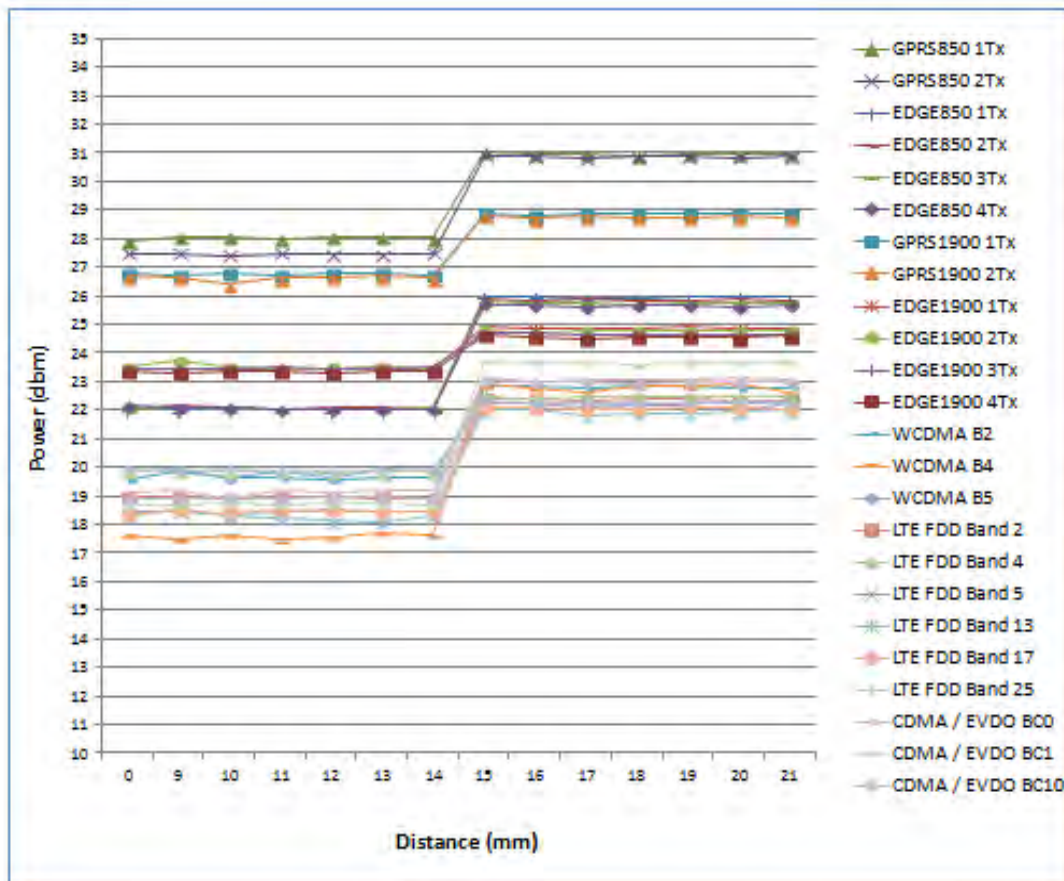
Unless otherwise stated the results shown in this test report refer only to the sample(s) tested and such sample(s) are retained for 90 days only.

除非另有說明，此報告結果僅對測試之樣品負責，同時此樣品僅保留90天。本報告未經本公司書面許可，不可部份複製。

This document is issued by the Company subject to its General Conditions of Service printed overleaf, available on request or accessible at [www.sgs.com/terms\\_and\\_conditions.htm](http://www.sgs.com/terms_and_conditions.htm) and, for electronic format documents, subject to Terms and Conditions for Electronic Documents at [www.sgs.com/terms\\_e-document.htm](http://www.sgs.com/terms_e-document.htm). Attention is drawn to the limitation of liability, indemnification and jurisdiction issues defined therein. Any holder of this document is advised that information contained hereon reflects the Company's findings at the time of its intervention only and within the limits of Client's instructions, if any. The Company's sole responsibility is to its Client and this document does not exonerate parties to a transaction from exercising all their rights and obligations under the transaction documents. This document cannot be reproduced except in full, without prior written approval of the Company. Any unauthorized alteration, forgery or falsification of the content or appearance of this document is unlawful and offenders may be prosecuted to the fullest extent of the law.

## Top side

Moving device toward the phantom



Unless otherwise stated the results shown in this test report refer only to the sample(s) tested and such sample(s) are retained for 90 days only.

除非另有說明，此報告結果僅對測試之樣品負責，同時此樣品僅保留90天。本報告未經本公司書面許可，不可部份複製。

This document is issued by the Company subject to its General Conditions of Service printed overleaf, available on request or accessible at [www.sgs.com/terms\\_and\\_conditions.htm](http://www.sgs.com/terms_and_conditions.htm) and, for electronic format documents, subject to Terms and Conditions for Electronic Documents at [www.sgs.com/terms\\_e-document.htm](http://www.sgs.com/terms_e-document.htm). Attention is drawn to the limitation of liability, indemnification and jurisdiction issues defined therein. Any holder of this document is advised that information contained hereon reflects the Company's findings at the time of its intervention only and within the limits of Client's instructions, if any. The Company's sole responsibility is to its Client and this document does not exonerate parties to a transaction from exercising all their rights and obligations under the transaction documents. This document cannot be reproduced except in full, without prior written approval of the Company. Any unauthorized alteration, forgery or falsification of the content or appearance of this document is unlawful and offenders may be prosecuted to the fullest extent of the law.

## Moving device away from the phantom

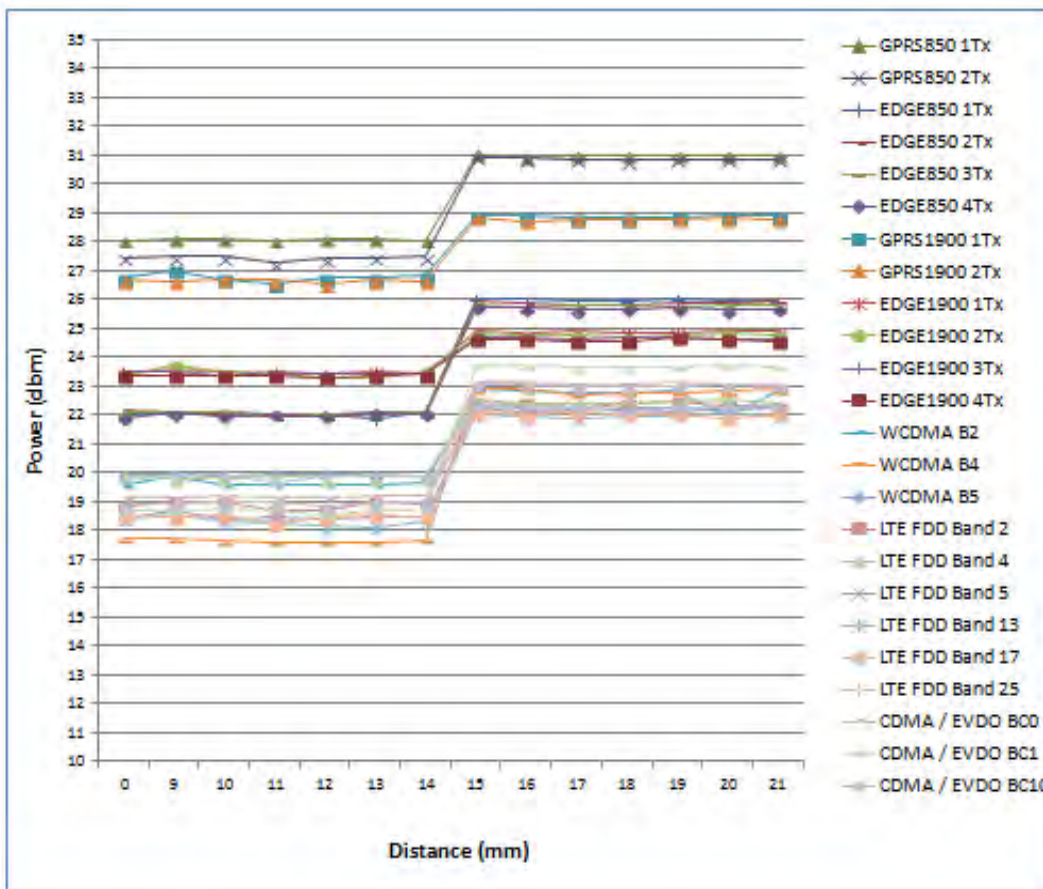


Table 1.6.5 Tilt angle test results for top side

P-sensor ON/OFF	-50 deg	-45 deg	-40 deg	-30 deg	-20 deg	-10 deg	0 deg	10 deg	20 deg	30 deg	40 deg	45 deg	50 deg
14mm	ON	ON	ON	ON	ON	ON	ON	ON	ON	ON	ON	ON	ON

During the tilt angle testing for top side, the sensor is not released in 14mm, so 14-1=13mm, is the sensor triggering distance for tablet tilt coverage. The smallest separation distance minus 1 mm(13-1=12mm) should be used in the SAR measurements for top side.

Unless otherwise stated the results shown in this test report refer only to the sample(s) tested and such sample(s) are retained for 90 days only.

除非另有說明，此報告結果僅對測試之樣品負責，同時此樣品僅保留90天。本報告未經本公司書面許可，不可部份複製。

This document is issued by the Company subject to its General Conditions of Service printed overleaf, available on request or accessible at [www.sgs.com/terms\\_and\\_conditions.htm](http://www.sgs.com/terms_and_conditions.htm) and, for electronic format documents, subject to Terms and Conditions for Electronic Documents at [www.sgs.com/terms\\_e-document.htm](http://www.sgs.com/terms_e-document.htm). Attention is drawn to the limitation of liability, indemnification and jurisdiction issues defined therein. Any holder of this document is advised that information contained hereon reflects the Company's findings at the time of its intervention only and within the limits of Client's instructions, if any. The Company's sole responsibility is to its Client and this document does not exonerate parties to a transaction from exercising all their rights and obligations under the transaction documents. This document cannot be reproduced except in full, without prior written approval of the Company. Any unauthorized alteration, forgery or falsification of the content or appearance of this document is unlawful and offenders may be prosecuted to the fullest extent of the law.

## Note:

1. The triggering variations and hysteresis effect has been evaluated separately according to the tissue-equivalent medium required for each frequency band, and sensor triggering does not change with different tissue-equivalent media.
2. The default power level for sensor failure and malfunctioning, including all compliance concerns, has been addressed in the client's operation description (1.6.6) for the proximity sensor implementation to be acceptable.
3. Conducted power is monitored qualitatively to identify the general triggering characteristics and recorded quantitatively, versus spacing.
4. The optional battery and transceiver doesn't influence the p-sensor triggering distance after the verification.
5. Attaching or unloading the left/right rubber/the cover of GPS bumper doesn't influence the p-sensor triggering distance after the verification.

Unless otherwise stated the results shown in this test report refer only to the sample(s) tested and such sample(s) are retained for 90 days only.

除非另有說明，此報告結果僅對測試之樣品負責，同時此樣品僅保留90天。本報告未經本公司書面許可，不可部份複製。

This document is issued by the Company subject to its General Conditions of Service printed overleaf, available on request or accessible at [www.sgs.com/terms\\_and\\_conditions.htm](http://www.sgs.com/terms_and_conditions.htm) and, for electronic format documents, subject to Terms and Conditions for Electronic Documents at [www.sgs.com/terms\\_e-document.htm](http://www.sgs.com/terms_e-document.htm). Attention is drawn to the limitation of liability, indemnification and jurisdiction issues defined therein. Any holder of this document is advised that information contained hereon reflects the Company's findings at the time of its intervention only and within the limits of Client's instructions, if any. The Company's sole responsibility is to its Client and this document does not exonerate parties to a transaction from exercising all their rights and obligations under the transaction documents. This document cannot be reproduced except in full, without prior written approval of the Company. Any unauthorized alteration, forgery or falsification of the content or appearance of this document is unlawful and offenders may be prosecuted to the fullest extent of the law.

### 1.6.6 Operation description for P-sensor

#### Power Reduction Design Specification (for P-sensor)

The mechanism of power reduction is used only for WWAN, not for Wi-Fi and Bluetooth. The reduced power for each technology/band is defined in Table1-1. With P-sensor mechanism, the GPRS/WCDMA default power when P-sensor failure or malfunction are show in Table1-2 as below.

**Table1-1 : The power reduction scenario table**

Band	Power Reduction
GPRS850	YES
EDGE850	YES
GPRS1900	YES
EDGE1900	YES
WCDMA B2	YES
WCDMA B4	YES
WCDMA B5	YES
CDMA BC0	YES
CDMA BC1	YES
CDMA BC10	YES
LTE B2/4/5/13/17/25	YES
WLAN	NO
BT	NO

**Table1-2 : The default maximum power when p-sensor failure or malfunction**

Technology / Band	Mode	Default Maximum Power (dBm)
GPRS 850	Class 8	28.5
	Class 10	28.5
EDGE 850	Class 8	22.5
	Class 10	22.5
	Class 11	22.5
	Class 12	22.5
GPRS 1900	Class 8	27
	Class 10	27
EDGE 1900	Class 8	23.5
	Class 10	23.5
	Class 11	23.5
	Class 12	23.5

Technology / Band	Mode	Default Maximum Power (dBm)
UMTS B2	RMC 12.2K data	20

Unless otherwise stated the results shown in this test report refer only to the sample(s) tested and such sample(s) are retained for 90 days only.  
除非另有說明，此報告結果僅對測試之樣品負責，同時此樣品僅保留90天。本報告未經本公司書面許可，不可部份複製。

This document is issued by the Company subject to its General Conditions of Service printed overleaf, available on request or accessible at [www.sgs.com/terms\\_and\\_conditions.htm](http://www.sgs.com/terms_and_conditions.htm) and, for electronic format documents, subject to Terms and Conditions for Electronic Documents at [www.sgs.com/terms\\_e-document.htm](http://www.sgs.com/terms_e-document.htm). Attention is drawn to the limitation of liability, indemnification and jurisdiction issues defined therein. Any holder of this document is advised that information contained hereon reflects the Company's findings at the time of its intervention only and within the limits of Client's instructions, if any. The Company's sole responsibility is to its Client and this document does not exonerate parties to a transaction from exercising all their rights and obligations under the transaction documents. This document cannot be reproduced except in full, without prior written approval of the Company. Any unauthorized alteration, forgery or falsification of the content or appearance of this document is unlawful and offenders may be prosecuted to the fullest extent of the law.

	HSDPA case 1	20
	HSDPA case 2	20
	HSDPA case 3	20
	HSDPA case 4	20
	HSUPA case 1	20
	HSUPA case 2	20
	HSUPA case 3	20
	HSUPA case 4	20
	HSUPA case 5	20
UMTS B4	RMC 12.2K data	19
	HSDPA case 1	19
	HSDPA case 2	19
	HSDPA case 3	19
	HSDPA case 4	19
	HSUPA case 1	19
	HSUPA case 2	19
	HSUPA case 3	19
	HSUPA case 4	19
UMTS B5	RMC 12.2K data	20
	HSDPA case 1	20
	HSDPA case 2	20
	HSDPA case 3	20
	HSDPA case 4	20
	HSUPA case 1	20
	HSUPA case 2	20
	HSUPA case 3	20
	HSUPA case 4	20
HSUPA case 5	20	

Unless otherwise stated the results shown in this test report refer only to the sample(s) tested and such sample(s) are retained for 90 days only.

除非另有說明，此報告結果僅對測試之樣品負責，同時此樣品僅保留90天。本報告未經本公司書面許可，不可部份複製。

This document is issued by the Company subject to its General Conditions of Service printed overleaf, available on request or accessible at [www.sgs.com/terms\\_and\\_conditions.htm](http://www.sgs.com/terms_and_conditions.htm) and, for electronic format documents, subject to Terms and Conditions for Electronic Documents at [www.sgs.com/terms\\_e-document.htm](http://www.sgs.com/terms_e-document.htm). Attention is drawn to the limitation of liability, indemnification and jurisdiction issues defined therein. Any holder of this document is advised that information contained hereon reflects the Company's findings at the time of its intervention only and within the limits of Client's instructions, if any. The Company's sole responsibility is to its Client and this document does not exonerate parties to a transaction from exercising all their rights and obligations under the transaction documents. This document cannot be reproduced except in full, without prior written approval of the Company. Any unauthorized alteration, forgery or falsification of the content or appearance of this document is unlawful and offenders may be prosecuted to the fullest extent of the law.

Technology / Band	Mode	Default Maximum Power (dBm)
CDMA BC0	All	20
CDMA BC1	All	20
CDMA BC10	All	20
LTE B2	All	20
LTE B4	All	20
LTE B5	All	20
LTE B13	All	20
LTE B17	All	20
LTE B25	All	20

Unless otherwise stated the results shown in this test report refer only to the sample(s) tested and such sample(s) are retained for 90 days only.

除非另有說明，此報告結果僅對測試之樣品負責，同時此樣品僅保留90天。本報告未經本公司書面許可，不可部份複製。

This document is issued by the Company subject to its General Conditions of Service printed overleaf, available on request or accessible at [www.sgs.com/terms\\_and\\_conditions.htm](http://www.sgs.com/terms_and_conditions.htm) and, for electronic format documents, subject to Terms and Conditions for Electronic Documents at [www.sgs.com/terms\\_e-document.htm](http://www.sgs.com/terms_e-document.htm). Attention is drawn to the limitation of liability, indemnification and jurisdiction issues defined therein. Any holder of this document is advised that information contained hereon reflects the Company's findings at the time of its intervention only and within the limits of Client's instructions, if any. The Company's sole responsibility is to its Client and this document does not exonerate parties to a transaction from exercising all their rights and obligations under the transaction documents. This document cannot be reproduced except in full, without prior written approval of the Company. Any unauthorized alteration, forgery or falsification of the content or appearance of this document is unlawful and offenders may be prosecuted to the fullest extent of the law.



## 1.7 The SAR Measurement System

A block diagram of the SAR measurement System is given in Fig. a. This SAR Measurement System uses a Computer-controlled 3-D stepper motor system (SPEAG DASY 5 professional system). The model EX3DV4 field probe is used to determine the internal electric fields. The SAR can be obtained from the equation  $SAR = \sigma (|E_i|^2) / \rho$  where  $\sigma$  and  $\rho$  are the conductivity and mass density of the tissue-simulant.

The DASY 5 system for performing compliance tests consists of the following items:

- A standard high precision 6-axis robot (Staubli RX family) with controller, teach pendant and software. An arm extension is for accommodating the data acquisition electronics (DAE).
- A dosimetric probe, i.e., an isotropic E-field probe optimized and calibrated for usage in tissue simulating liquid. The probe is equipped with an optical surface detector system.
- A data acquisition electronics (DAE) which performs the signal amplification, signal multiplexing, AD-conversion, offset measurements, mechanical surface detection, collision detection, etc. The unit is battery powered with standard or rechargeable batteries. The signal is optically transmitted to the EOC.

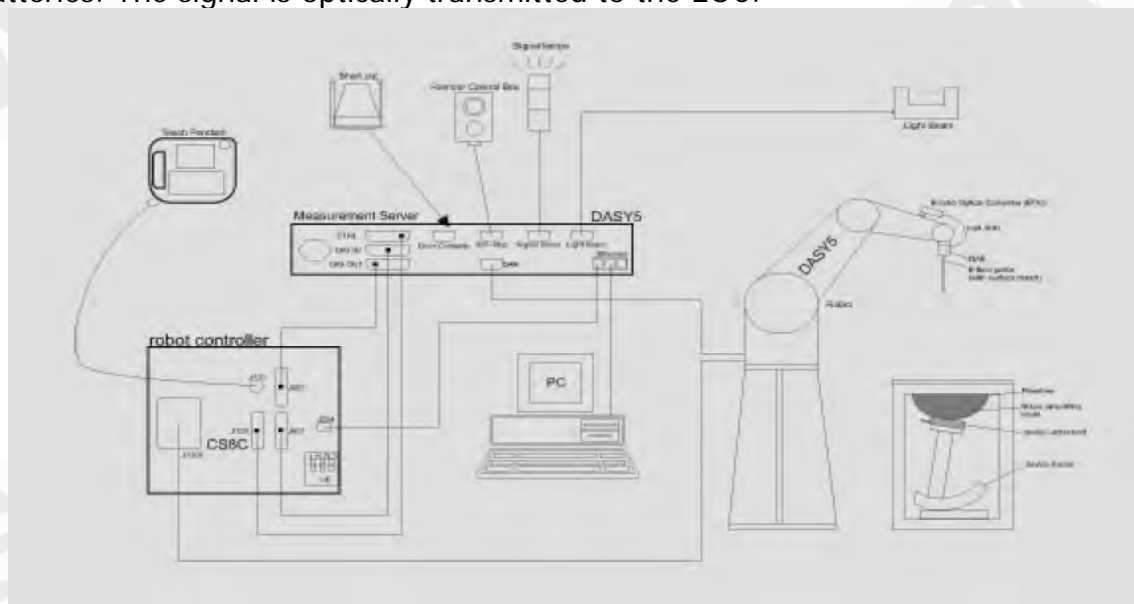


Fig. a The block diagram of SAR system

Unless otherwise stated the results shown in this test report refer only to the sample(s) tested and such sample(s) are retained for 90 days only.

除非另有說明，此報告結果僅對測試之樣品負責，同時此樣品僅保留90天。本報告未經本公司書面許可，不可部份複製。

This document is issued by the Company subject to its General Conditions of Service printed overleaf, available on request or accessible at [www.sgs.com/terms\\_and\\_conditions.htm](http://www.sgs.com/terms_and_conditions.htm) and, for electronic format documents, subject to Terms and Conditions for Electronic Documents at [www.sgs.com/terms\\_e-document.htm](http://www.sgs.com/terms_e-document.htm). Attention is drawn to the limitation of liability, indemnification and jurisdiction issues defined therein. Any holder of this document is advised that information contained hereon reflects the Company's findings at the time of its intervention only and within the limits of Client's instructions, if any. The Company's sole responsibility is to its Client and this document does not exonerate parties to a transaction from exercising all their rights and obligations under the transaction documents. This document cannot be reproduced except in full, without prior written approval of the Company. Any unauthorized alteration, forgery or falsification of the content or appearance of this document is unlawful and offenders may be prosecuted to the fullest extent of the law.

- The Electro-optical converter (EOC) performs the conversion between optical and electrical of the signals for the digital communication to the DAE and for the analog signal from the optical surface detection. The EOC is connected to the measurement server.
  - The function of the measurement server is to perform the time critical tasks such as signal filtering, control of the robot operation and fast movement interrupts.
  - A probe alignment unit which improves the (absolute) accuracy of the probe positioning.
  - A computer operating Windows 7.
  - DASY 5 software.
  - Remote control with teach pendant and additional circuitry for robot safety such as warning lamps, etc.
  - The SAM twin phantom enabling testing left-hand and right-hand usage.
  - The device holder for handheld mobile phones.
  - Tissue simulating liquid mixed according to the given recipes.
- Validation dipole kits allowing to validate the proper functioning of the system.


Unless otherwise stated the results shown in this test report refer only to the sample(s) tested and such sample(s) are retained for 90 days only.

除非另有說明，此報告結果僅對測試之樣品負責，同時此樣品僅保留90天。本報告未經本公司書面許可，不可部份複製。

This document is issued by the Company subject to its General Conditions of Service printed overleaf, available on request or accessible at [www.sgs.com/terms\\_and\\_conditions.htm](http://www.sgs.com/terms_and_conditions.htm) and, for electronic format documents, subject to Terms and Conditions for Electronic Documents at [www.sgs.com/terms\\_e-document.htm](http://www.sgs.com/terms_e-document.htm). Attention is drawn to the limitation of liability, indemnification and jurisdiction issues defined therein. Any holder of this document is advised that information contained hereon reflects the Company's findings at the time of its intervention only and within the limits of Client's instructions, if any. The Company's sole responsibility is to its Client and this document does not exonerate parties to a transaction from exercising all their rights and obligations under the transaction documents. This document cannot be reproduced except in full, without prior written approval of the Company. Any unauthorized alteration, forgery or falsification of the content or appearance of this document is unlawful and offenders may be prosecuted to the fullest extent of the law.

## 1.8 System Components


### EX3DV4 E-Field Probe

Construction	Symmetrical design with triangular core Built-in shielding against static charges PEEK enclosure material (resistant to organic solvents, e.g., DGBE)	
Calibration	Basic Broad Band Calibration in air Conversion Factors (CF) for HSL 750/835/ 1750/1900/2450/5200/5300/5600/5800 MHz Additional CF for other liquids and frequencies upon request	
Frequency	10 MHz to > 6 GHz	
Directivity	± 0.3 dB in HSL (rotation around probe axis) ± 0.5 dB in tissue material (rotation normal to probe axis)	
Dynamic Range	10 µW/g to > 100 mW/g Linearity: ± 0.2 dB (noise: typically < 1 µW/g)	
Dimensions	Tip diameter: 2.5 mm	
Application	High precision dosimetric measurements in any exposure scenario (e.g., very strong gradient fields). Only probe which enables compliance testing for frequencies up to 6 GHz with precision of better 30%.	


Unless otherwise stated the results shown in this test report refer only to the sample(s) tested and such sample(s) are retained for 90 days only.  
除非另有說明，此報告結果僅對測試之樣品負責，同時此樣品僅保留90天。本報告未經本公司書面許可，不可部份複製。

This document is issued by the Company subject to its General Conditions of Service printed overleaf, available on request or accessible at [www.sgs.com/terms\\_and\\_conditions.htm](http://www.sgs.com/terms_and_conditions.htm) and, for electronic format documents, subject to Terms and Conditions for Electronic Documents at [www.sgs.com/terms\\_e-document.htm](http://www.sgs.com/terms_e-document.htm). Attention is drawn to the limitation of liability, indemnification and jurisdiction issues defined therein. Any holder of this document is advised that information contained hereon reflects the Company's findings at the time of its intervention only and within the limits of Client's instructions, if any. The Company's sole responsibility is to its Client and this document does not exonerate parties to a transaction from exercising all their rights and obligations under the transaction documents. This document cannot be reproduced except in full, without prior written approval of the Company. Any unauthorized alteration, forgery or falsification of the content or appearance of this document is unlawful and offenders may be prosecuted to the fullest extent of the law.

### SAM PHANTOM V4.0C

Construction	<p>The shell corresponds to the specifications of the Specific Anthropomorphic Mannequin (SAM) phantom defined in IEEE 1528 and IEC 62209.</p> <p>It enables the dosimetric evaluation of left and right hand phone usage as well as body mounted usage at the flat phantom region. A cover prevents evaporation of the liquid. Reference markings on the phantom allow the complete setup of all predefined phantom positions and measurement grids by manually teaching three points with the robot.</p>	
Shell Thickness	2 ± 0.2 mm	
Filling Volume	Approx. 25 liters	
Dimensions	<p>Height: 850 mm;</p> <p>Length: 1000 mm;</p> <p>Width: 500 mm</p>	

### DEVICE HOLDER

Construction	<p>The device holder (Supporter) for Notebook is made by POM (polyoxymethylene resin) , which is non-metal and non-conductive.</p> <p>The height can be adjusted to fit varies kind of notebooks.</p>	 <p style="text-align: center;">Device Holder</p>
--------------	---	---

Unless otherwise stated the results shown in this test report refer only to the sample(s) tested and such sample(s) are retained for 90 days only.

除非另有說明，此報告結果僅對測試之樣品負責，同時此樣品僅保留90天。本報告未經本公司書面許可，不可部份複製。

This document is issued by the Company subject to its General Conditions of Service printed overleaf, available on request or accessible at [www.sgs.com/terms\\_and\\_conditions.htm](http://www.sgs.com/terms_and_conditions.htm) and, for electronic format documents, subject to Terms and Conditions for Electronic Documents at [www.sgs.com/terms\\_e-document.htm](http://www.sgs.com/terms_e-document.htm). Attention is drawn to the limitation of liability, indemnification and jurisdiction issues defined therein. Any holder of this document is advised that information contained hereon reflects the Company's findings at the time of its intervention only and within the limits of Client's instructions, if any. The Company's sole responsibility is to its Client and this document does not exonerate parties to a transaction from exercising all their rights and obligations under the transaction documents. This document cannot be reproduced except in full, without prior written approval of the Company. Any unauthorized alteration, forgery or falsification of the content or appearance of this document is unlawful and offenders may be prosecuted to the fullest extent of the law.

## 1.9 SAR System Verification

The microwave circuit arrangement for system verification is sketched in Fig. b. The daily system accuracy verification occurs within the flat section of the SAM phantom. A SAR measurement was performed to see if the measured SAR was within  $\pm 10\%$  from the target SAR values. These tests were done at 750/835/1750/1900/2450/5200/5300/5600/5800MHz. The tests were conducted on the same days as the measurement of the DUT. The obtained results from the system accuracy verification are displayed in the table 1 (SAR values are normalized to 1W forward power delivered to the dipole). During the tests, the ambient temperature of the laboratory was  $21.7^{\circ}\text{C}$ , the relative humidity was 62% and the liquid depth above the ear reference points was  $\geq 15\text{ cm} \pm 5\text{ mm}$  (frequency  $\leq 3\text{ GHz}$ ) or  $\geq 10\text{ cm} \pm 5\text{ mm}$  (frequency  $> 3\text{ GHz}$ ) in all the cases. It is seen that the system is operating within its specification, as the results are within acceptable tolerance of the reference values.

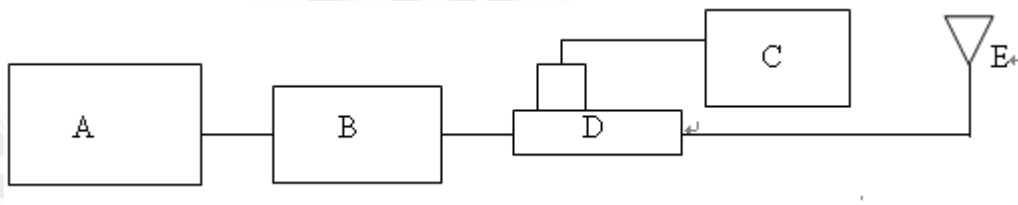


Fig. b The block diagram of system verification

- A. Signal generator
- B. Amplifier
- C. Power meter
- D. Dual directional coupling
- E. Reference dipole antenna



Photograph of the dipole Antenna

Unless otherwise stated the results shown in this test report refer only to the sample(s) tested and such sample(s) are retained for 90 days only.  
除非另有說明，此報告結果僅對測試之樣品負責，同時此樣品僅保留90天。本報告未經本公司書面許可，不可部份複製。

This document is issued by the Company subject to its General Conditions of Service printed overleaf, available on request or accessible at [www.sgs.com/terms\\_and\\_conditions.htm](http://www.sgs.com/terms_and_conditions.htm) and, for electronic format documents, subject to Terms and Conditions for Electronic Documents at [www.sgs.com/terms\\_e-document.htm](http://www.sgs.com/terms_e-document.htm). Attention is drawn to the limitation of liability, indemnification and jurisdiction issues defined therein. Any holder of this document is advised that information contained hereon reflects the Company's findings at the time of its intervention only and within the limits of Client's instructions, if any. The Company's sole responsibility is to its Client and this document does not exonerate parties to a transaction from exercising all their rights and obligations under the transaction documents. This document cannot be reproduced except in full, without prior written approval of the Company. Any unauthorized alteration, forgery or falsification of the content or appearance of this document is unlawful and offenders may be prosecuted to the fullest extent of the law.

Validation Kit	S/N	Frequency (MHz)		1W Target SAR-1g (mW/g)	Measured SAR-1g (mW/g)	Measured SAR-1g normalized to 1W (mW/g)	Deviation (%)	Measured Date
D750V2	1015	750	Body	8.75	2.28	9.12	4.23%	Jun. 16, 2015
D835V2	4d063	835	Body	9.35	2.35	9.4	0.53%	Jun. 12, 2015
			Body	9.35	2.35	9.4	0.53%	Jun. 15, 2015
D1750V2	1008	1750	Body	37.5	9.36	37.44	-0.16%	Jun. 17, 2015
D1900V2	5d027	1900	Body	39.3	10.1	40.4	2.80%	Jun. 11, 2015
			Body	39.3	10.1	40.4	2.80%	Jun. 18, 2015
D2450V2	727	2450	Body	51	13.5	54	5.88%	Jun. 01, 2015
			Body	51	12.7	50.8	-0.39%	Jun. 05, 2015
D5GHzV2	1023	5200	Body	73.5	7.47	74.7	1.63%	Jun. 02, 2015
		5300	Body	74.6	8.13	81.3	8.98%	Jun. 03, 2015
		5600	Body	77.9	7.32	73.2	-6.03%	Jun. 04, 2015
		5800	Body	75.6	8.04	80.4	6.35%	Jun. 01, 2015

Table 1. Results of system validation

Unless otherwise stated the results shown in this test report refer only to the sample(s) tested and such sample(s) are retained for 90 days only.

除非另有說明，此報告結果僅對測試之樣品負責，同時此樣品僅保留90天。本報告未經本公司書面許可，不可部份複製。

This document is issued by the Company subject to its General Conditions of Service printed overleaf, available on request or accessible at [www.sgs.com/terms\\_and\\_conditions.htm](http://www.sgs.com/terms_and_conditions.htm) and, for electronic format documents, subject to Terms and Conditions for Electronic Documents at [www.sgs.com/terms\\_e-document.htm](http://www.sgs.com/terms_e-document.htm). Attention is drawn to the limitation of liability, indemnification and jurisdiction issues defined therein. Any holder of this document is advised that information contained hereon reflects the Company's findings at the time of its intervention only and within the limits of Client's instructions, if any. The Company's sole responsibility is to its Client and this document does not exonerate parties to a transaction from exercising all their rights and obligations under the transaction documents. This document cannot be reproduced except in full, without prior written approval of the Company. Any unauthorized alteration, forgery or falsification of the content or appearance of this document is unlawful and offenders may be prosecuted to the fullest extent of the law.

### 1.10 Tissue Simulant Fluid for the Frequency Band

The dielectric properties for this body-simulant fluid were measured by using the Agilent Model 85070E Dielectric Probe (rates frequency band 200 MHz to 20 GHz) in conjunction with Network Analyzer (30 KHz-6000 MHz).

All dielectric parameters of tissue simulates were measured within 24 hours of SAR measurements. The depth of the tissue simulant in the flat section of the phantom was  $\geq 15 \text{ cm} \pm 5 \text{ mm}$  (Frequency  $\leq 3\text{G}$ ) or  $\geq 10 \text{ cm} \pm 5 \text{ mm}$  (Frequency  $> 3\text{G}$ ) during all tests. (Fig. 2)

Tissue Type	Measurement Date	Measured Frequency (MHz)	Target Dielectric Constant, $\epsilon_r$	Target Conductivity, $\sigma$ (S/m)	Measured Dielectric Constant, $\epsilon_r$	Measured Conductivity, $\sigma$ (S/m)	% dev $\epsilon_r$	% dev $\sigma$
Body	Jun. 11, 2015	1850.2	53.300	1.520	52.559	1.477	1.39%	2.83%
		1851.25	53.300	1.520	52.554	1.478	1.40%	2.76%
		1852.4	53.300	1.520	52.546	1.479	1.41%	2.70%
		1880	53.300	1.520	52.356	1.508	1.77%	0.79%
		1900	53.300	1.520	52.226	1.529	2.02%	-0.59%
		1907.6	53.300	1.520	52.188	1.537	2.09%	-1.12%
		1908.75	53.300	1.520	52.176	1.539	2.11%	-1.25%
	1909.8	53.300	1.520	52.167	1.540	2.13%	-1.32%	
	Jun. 12, 2015	824.2	55.242	0.969	54.389	0.944	1.54%	2.58%
		824.7	55.240	0.969	54.385	0.944	1.55%	2.60%
		826.4	55.234	0.969	54.372	0.946	1.56%	2.37%
		835	55.200	0.970	54.344	0.955	1.55%	1.55%
		836.52	55.195	0.972	54.333	0.956	1.56%	1.63%
		836.6	55.195	0.972	54.333	0.956	1.56%	1.65%
		846.6	55.164	0.984	54.315	0.966	1.54%	1.83%
	848.31	55.159	0.986	54.265	0.969	1.62%	1.76%	
	848.8	55.158	0.987	54.261	0.970	1.63%	1.72%	
	Jun. 15, 2015	817.9	55.253	0.949	54.067	0.943	2.15%	0.63%
		820	55.246	0.952	54.051	0.947	2.16%	0.53%
		823.1	55.237	0.955	54.033	0.950	2.18%	0.52%
		829	55.223	0.970	54.064	0.957	2.10%	1.29%
		835	55.200	0.970	54.035	0.963	2.11%	0.72%
		836.5	55.194	0.970	54.017	0.965	2.13%	0.53%
	Jun. 16, 2015	844	55.172	0.981	53.996	0.973	2.13%	0.82%
		709	55.691	0.960	54.312	0.922	2.48%	3.98%
		710	55.687	0.960	54.301	0.923	2.49%	3.88%
		711	55.683	0.960	54.294	0.924	2.49%	3.78%
		750	55.531	0.963	54.188	0.964	2.42%	-0.06%
	Jun. 17, 2015	782	55.406	0.966	53.973	0.993	2.59%	-2.81%
		1712.4	53.531	1.465	52.410	1.431	2.09%	2.32%
		1720	53.511	1.469	52.394	1.440	2.09%	2.01%
		1732.4	53.478	1.477	52.305	1.452	2.19%	1.69%
		1732.5	53.478	1.477	52.304	1.452	2.19%	1.69%
		1745	53.445	1.485	52.257	1.464	2.22%	1.43%
	Jun. 18, 2015	1750	53.432	1.488	52.225	1.470	2.26%	1.21%
		1752.6	53.425	1.490	52.215	1.473	2.26%	1.14%
		1860	53.300	1.520	52.890	1.493	0.77%	1.78%
		1880	53.300	1.520	52.309	1.514	1.86%	0.39%
		1882.5	53.300	1.520	52.269	1.517	1.93%	0.20%
		1900	53.300	1.520	52.126	1.536	2.20%	-1.05%
		1905	53.300	1.520	52.080	1.541	2.29%	-1.38%

Unless otherwise stated the results shown in this test report refer only to the sample(s) tested and such sample(s) are retained for 90 days only.

除非另有說明，此報告結果僅對測試之樣品負責，同時此樣品僅保留90天。本報告未經本公司書面許可，不可部份複製。

This document is issued by the Company subject to its General Conditions of Service printed overleaf, available on request or accessible at [www.sgs.com/terms\\_and\\_conditions.htm](http://www.sgs.com/terms_and_conditions.htm) and, for electronic format documents, subject to Terms and Conditions for Electronic Documents at [www.sgs.com/terms\\_e-document.htm](http://www.sgs.com/terms_e-document.htm). Attention is drawn to the limitation of liability, indemnification and jurisdiction issues defined therein. Any holder of this document is advised that information contained hereon reflects the Company's findings at the time of its intervention only and within the limits of Client's instructions, if any. The Company's sole responsibility is to its Client and this document does not exonerate parties to a transaction from exercising all their rights and obligations under the transaction documents. This document cannot be reproduced except in full, without prior written approval of the Company. Any unauthorized alteration, forgery or falsification of the content or appearance of this document is unlawful and offenders may be prosecuted to the fullest extent of the law.

Tissue Type	Measurement Date	Measured Frequency (MHz)	Target Dielectric Constant, $\epsilon_r$	Target Conductivity, $\sigma$ (S/m)	Measured Dielectric Constant, $\epsilon_r$	Measured Conductivity, $\sigma$ (S/m)	% dev $\epsilon_r$	% dev $\sigma$	
Body	June. 1, 2015	2450	52.700	1.950	51.219	2.035	2.81%	-4.36%	
		2462	52.685	1.967	51.185	2.053	2.85%	-4.37%	
	June. 5, 2015	2402	52.764	1.904	51.41	1.974	2.57%	-3.67%	
		2441	52.712	1.941	51.234	2.024	2.80%	-4.25%	
		2450	52.700	1.950	51.254	2.033	2.74%	-4.26%	
		2471	52.673	1.980	51.146	2.059	2.90%	-3.99%	
		2480	52.662	1.993	51.112	2.072	2.94%	-3.99%	
	June. 2, 2015	5200	49.014	5.299	47.895	5.470	2.28%	-3.22%	
		5220	48.987	5.323	47.860	5.496	2.30%	-3.26%	
		5240	48.960	5.346	47.807	5.521	2.35%	-3.27%	
	June. 3, 2015	5260	48.933	5.369	47.728	5.552	2.46%	-3.40%	
		5270	48.919	5.381	47.696	5.567	2.50%	-3.46%	
		5280	48.906	5.393	47.659	5.583	2.55%	-3.53%	
		5300	48.879	5.416	47.584	5.610	2.65%	-3.58%	
		5310	48.865	5.428	47.554	5.618	2.68%	-3.51%	
		5320	48.851	5.439	47.518	5.637	2.73%	-3.63%	
	June. 4, 2015	5520	48.580	5.673	46.795	5.910	3.67%	-4.18%	
		5550	48.539	5.708	46.728	5.942	3.73%	-4.10%	
		5600	48.471	5.766	46.587	6.005	3.89%	-4.14%	
		5610	48.458	5.778	46.537	5.993	3.96%	-3.72%	
		5630	48.431	5.801	46.474	6.055	4.04%	-4.37%	
		5670	48.376	5.848	46.380	6.017	4.13%	-2.89%	
		5680	48.363	5.860	46.359	6.021	4.14%	-2.75%	
		5690	48.349	5.872	46.330	6.021	4.18%	-2.55%	
		5700	48.336	5.883	46.297	6.137	4.22%	-4.31%	
	June. 1, 2015	5710	48.322	5.895	46.241	6.041	4.31%	-2.48%	
		5775	48.234	5.971	46.085	6.2	4.46%	-3.84%	
			5800	48.200	6.000	46.008	6.210	4.55%	-3.50%

Table 2. Dielectric Parameters of Tissue Simulant Fluid

Unless otherwise stated the results shown in this test report refer only to the sample(s) tested and such sample(s) are retained for 90 days only.

除非另有說明，此報告結果僅對測試之樣品負責，同時此樣品僅保留90天。本報告未經本公司書面許可，不可部份複製。

This document is issued by the Company subject to its General Conditions of Service printed overleaf, available on request or accessible at [www.sgs.com/terms\\_and\\_conditions.htm](http://www.sgs.com/terms_and_conditions.htm) and, for electronic format documents, subject to Terms and Conditions for Electronic Documents at [www.sgs.com/terms\\_e-document.htm](http://www.sgs.com/terms_e-document.htm). Attention is drawn to the limitation of liability, indemnification and jurisdiction issues defined therein. Any holder of this document is advised that information contained hereon reflects the Company's findings at the time of its intervention only and within the limits of Client's instructions, if any. The Company's sole responsibility is to its Client and this document does not exonerate parties to a transaction from exercising all their rights and obligations under the transaction documents. This document cannot be reproduced except in full, without prior written approval of the Company. Any unauthorized alteration, forgery or falsification of the content or appearance of this document is unlawful and offenders may be prosecuted to the fullest extent of the law.



The composition of the body tissue simulating liquid:

Frequency (MHz)	Mode	Ingredient						Total amount
		DGMBE	Water	Salt	Preventol D-7	Cellulose	Sugar	
750	Body	—	631.68 g	11.72 g	1.2 g	—	600 g	1.0L(Kg)
850	Body	—	631.68 g	11.72 g	1.2 g	—	600 g	1.0L(Kg)
1750	Body	300.67 g	716.56 g	4.0 g	—	—	—	1.0L(Kg)
1900	Body	300.67 g	716.56 g	4.0 g	—	—	—	1.0L(Kg)
2450	Body	301.7ml	698.3ml	—	—	—	—	1.0L(Kg)

Simulating Liquids for 5 GHz, Manufactured by SPEAG:

Ingredients	Water	Esters, Emulsifiers, Inhibitors	Sodium and Salt
(% by weight)	60-80	20-40	0-1.5

Table 3. Recipes for Tissue Simulating Liquid

Unless otherwise stated the results shown in this test report refer only to the sample(s) tested and such sample(s) are retained for 90 days only.

除非另有說明，此報告結果僅對測試之樣品負責，同時此樣品僅保留90天。本報告未經本公司書面許可，不可部份複製。

This document is issued by the Company subject to its General Conditions of Service printed overleaf, available on request or accessible at [www.sgs.com/terms\\_and\\_conditions.htm](http://www.sgs.com/terms_and_conditions.htm) and, for electronic format documents, subject to Terms and Conditions for Electronic Documents at [www.sgs.com/terms\\_e-document.htm](http://www.sgs.com/terms_e-document.htm). Attention is drawn to the limitation of liability, indemnification and jurisdiction issues defined therein. Any holder of this document is advised that information contained hereon reflects the Company's findings at the time of its intervention only and within the limits of Client's instructions, if any. The Company's sole responsibility is to its Client and this document does not exonerate parties to a transaction from exercising all their rights and obligations under the transaction documents. This document cannot be reproduced except in full, without prior written approval of the Company. Any unauthorized alteration, forgery or falsification of the content or appearance of this document is unlawful and offenders may be prosecuted to the fullest extent of the law.

## 1.11 Evaluation Procedures

The entire evaluation of the spatial peak values is performed within the Post-processing engine (SEMCAD). The system always gives the maximum values for the 1 g and 10 g cubes. The algorithm to find the cube with highest averaged SAR is divided into the following stages:

1. The extraction of the measured data (grid and values) from the Zoom Scan.
2. The calculation of the SAR value at every measurement point based on all stored data (A/D values and measurement parameters)
3. The generation of a high-resolution mesh within the measured volume
4. The interpolation of all measured values from the measurement grid to the high-resolution grid
5. The extrapolation of the entire 3-D field distribution to the phantom surface over the distance from sensor to surface
6. The calculation of the averaged SAR within masses of 1g and 10g.

The probe is calibrated at the center of the dipole sensors that is located 1 to 2.7mm away from the probe tip. During measurements, the probe stops shortly above the phantom surface, depending on the probe and the surface detecting system. Both distances are included as parameters in the probe configuration file. The software always knows exactly how far away the measured point is from the surface. As the probe cannot directly measure at the surface, the values between the deepest measured point and the surface must be extrapolated. The angle between the probe axis and the surface normal line is less than 30 degree.

In the Area Scan, the gradient of the interpolation function is evaluated to find all the extreme of the SAR distribution. The uncertainty on the locations of the extreme is less than 1/20 of the grid size. Only local maximum within  $-2$  dB of the global maximum are searched and passed for the Cube Scan measurement. In the Cube Scan, the interpolation function is used to extrapolate the Peak SAR from the lowest measurement points to the inner phantom surface (the extrapolation distance). The uncertainty increases with the extrapolation distance. To keep the uncertainty within 1% for the 1 g and 10 g cubes, the extrapolation distance should not be larger than 5mm.

The maximum search is automatically performed after each area scan measurement. It is based on splines in two or three dimensions. The procedure can find the maximum for most SAR distributions even with relatively large grid spacing. After the area scanning measurement, the probe is automatically moved to a position at the interpolated maximum. The following scan can directly use this position for reference, e.g., for a finer resolution grid or the cube evaluations. The 1g and 10g peak evaluations are only available for the predefined cube 7x7x7 scans. The routines are verified and optimized for the grid dimensions used in these cube measurements.

Unless otherwise stated the results shown in this test report refer only to the sample(s) tested and such sample(s) are retained for 90 days only.

除非另有說明，此報告結果僅對測試之樣品負責，同時此樣品僅保留90天。本報告未經本公司書面許可，不可部份複製。

This document is issued by the Company subject to its General Conditions of Service printed overleaf, available on request or accessible at [www.sgs.com/terms\\_and\\_conditions.htm](http://www.sgs.com/terms_and_conditions.htm) and, for electronic format documents, subject to Terms and Conditions for Electronic Documents at [www.sgs.com/terms\\_e-document.htm](http://www.sgs.com/terms_e-document.htm). Attention is drawn to the limitation of liability, indemnification and jurisdiction issues defined therein. Any holder of this document is advised that information contained hereon reflects the Company's findings at the time of its intervention only and within the limits of Client's instructions, if any. The Company's sole responsibility is to its Client and this document does not exonerate parties to a transaction from exercising all their rights and obligations under the transaction documents. This document cannot be reproduced except in full, without prior written approval of the Company. Any unauthorized alteration, forgery or falsification of the content or appearance of this document is unlawful and offenders may be prosecuted to the fullest extent of the law.

The measured volume of 30x30x30mm contains about 30g of tissue.

The first procedure is an extrapolation (incl. Boundary correction) to get the points between the lowest measured plane and the surface. The next step uses 3D interpolation to get all points within the measured volume. In the last step, a 1g cube is placed numerically into the volume and its averaged SAR is calculated. This cube is moved around until the highest averaged SAR is found. If the highest SAR is found at the edge of the measured volume, the system will issue a warning: higher SAR values might be found outside of the measured volume. In that case the cube measurement can be repeated, using the new interpolated maximum as the center.

## 1.12 Probe Calibration Procedures

For the calibration of E-field probes in lossy liquids, an electric field with an accurately known field strength must be produced within the measured liquid. For standardization purposes it would be desirable if all measurements which are necessary to assess the correct field strength would be traceable to standardized measurement procedures. In the following two different calibration techniques are summarized:

### 1.12.1 Transfer Calibration with Temperature Probes

In lossy liquids the specific absorption rate (SAR) is related both to the electric field ( $E$ ) and the temperature gradient ( $\delta T / \delta t$ ) in the liquid.

$$SAR = \frac{\sigma}{\rho} |E|^2 = c \frac{\delta T}{\delta t}$$

whereby  $\sigma$  is the conductivity,  $\rho$  the density and  $c$  the heat capacity of the liquid.

Hence, the electric field in lossy liquid can be measured indirectly by measuring the temperature gradient in the liquid. Non-disturbing temperature probes (optical probes or thermistor probes with resistive lines) with high spatial resolution (<1-2 mm) and fast reaction time (<1 s) are available and can be easily calibrated with high precision [1]. The setup and the exciting source have no influence on the calibration; only the relative positioning uncertainties of the standard temperature probe and the E-field probe to be calibrated must be considered. However, several problems limit the available accuracy of probe calibrations with temperature probes:

- The temperature gradient is not directly measurable but must be evaluated from temperature measurements at different time steps. Special precaution is necessary to avoid measurement errors caused by temperature gradients due to energy equalizing effects or convection currents in the liquid. Such effects cannot be completely avoided, as the measured field itself destroys the thermal equilibrium in the liquid. With a careful setup these errors can be kept small.

Unless otherwise stated the results shown in this test report refer only to the sample(s) tested and such sample(s) are retained for 90 days only.

除非另有說明，此報告結果僅對測試之樣品負責，同時此樣品僅保留90天。本報告未經本公司書面許可，不可部份複製。

This document is issued by the Company subject to its General Conditions of Service printed overleaf, available on request or accessible at [www.sgs.com/terms\\_and\\_conditions.htm](http://www.sgs.com/terms_and_conditions.htm) and, for electronic format documents, subject to Terms and Conditions for Electronic Documents at [www.sgs.com/terms\\_e-document.htm](http://www.sgs.com/terms_e-document.htm). Attention is drawn to the limitation of liability, indemnification and jurisdiction issues defined therein. Any holder of this document is advised that information contained hereon reflects the Company's findings at the time of its intervention only and within the limits of Client's instructions, if any. The Company's sole responsibility is to its Client and this document does not exonerate parties to a transaction from exercising all their rights and obligations under the transaction documents. This document cannot be reproduced except in full, without prior written approval of the Company. Any unauthorized alteration, forgery or falsification of the content or appearance of this document is unlawful and offenders may be prosecuted to the fullest extent of the law.

- The measured volume around the temperature probe is not well defined. It is difficult to calculate the energy transfer from a surrounding gradient temperature field into the probe. These effects must be considered, since temperature probes are calibrated in liquid with homogeneous temperatures. There is no traceable standard for temperature rise measurements.
- The calibration depends on the assessment of the specific density, the heat capacity and the conductivity of the medium. While the specific density and heat capacity can be measured accurately with standardized procedures ( $\sim 2\%$  for  $c$ ; much better for  $\rho$ ), there is no standard for the measurement of the conductivity. Depending on the method and liquid, the error can well exceed  $\pm 5\%$ .
- Temperature rise measurements are not very sensitive and therefore are often performed at a higher power level than the E-field measurements. The nonlinearities in the system (e.g., power measurements, different components, etc.) must be considered.

Considering these problems, the possible accuracy of the calibration of E-field probes with temperature gradient measurements in a carefully designed setup is about  $\pm 10\%$  (RSS) [2]. Recently, a setup which is a combination of the waveguide techniques and the thermal measurements was presented in [3]. The estimated uncertainty of the setup is  $\pm 5\%$  (RSS) when the same liquid is used for the calibration and for actual measurements and  $\pm 7-9\%$  (RSS) when not, which is in good agreement with the estimates given in [2].

### 1.12.2 Calibration with Analytical Fields

In this method a technical setup is used in which the field can be calculated analytically from measurements of other physical magnitudes (e.g., input power). This corresponds to the standard field method for probe calibration in air; however, there is no standard defined for fields in lossy liquids.

When using calculated fields in lossy liquids for probe calibration, several points must be considered in the assessment of the uncertainty:

- The setup must enable accurate determination of the incident power.
- The accuracy of the calculated field strength will depend on the assessment of the dielectric parameters of the liquid.
- Due to the small wavelength in liquids with high permittivity, even small setups might be above the resonant cutoff frequencies. The field distribution in the setup must be carefully checked for conformity with the theoretical field distribution.

Unless otherwise stated the results shown in this test report refer only to the sample(s) tested and such sample(s) are retained for 90 days only.

除非另有說明，此報告結果僅對測試之樣品負責，同時此樣品僅保留90天。本報告未經本公司書面許可，不可部份複製。

This document is issued by the Company subject to its General Conditions of Service printed overleaf, available on request or accessible at [www.sgs.com/terms\\_and\\_conditions.htm](http://www.sgs.com/terms_and_conditions.htm) and, for electronic format documents, subject to Terms and Conditions for Electronic Documents at [www.sgs.com/terms\\_e-document.htm](http://www.sgs.com/terms_e-document.htm). Attention is drawn to the limitation of liability, indemnification and jurisdiction issues defined therein. Any holder of this document is advised that information contained hereon reflects the Company's findings at the time of its intervention only and within the limits of Client's instructions, if any. The Company's sole responsibility is to its Client and this document does not exonerate parties to a transaction from exercising all their rights and obligations under the transaction documents. This document cannot be reproduced except in full, without prior written approval of the Company. Any unauthorized alteration, forgery or falsification of the content or appearance of this document is unlawful and offenders may be prosecuted to the fullest extent of the law.

## References

- [1] N. Kuster, Q. Balzano, and J.C. Lin, Eds., *Mobile Communications Safety*, Chapman & Hall, London, 1997.
- [2] K. Meier, M. Burkhardt, T. Schmid, and N. Kuster, "Broadband calibration of E-field probes in lossy media", *IEEE Transactions on Microwave Theory and Techniques*, vol. 44, no. 10, pp. 1954-1962, Oct. 1996.
- [3] K. Jokela, P. Hyysalo, and L. Puranen, "Calibration of specific absorption rate (SAR) probes in waveguide at 900 MHz", *IEEE Transactions on Instrumentation and Measurements*, vol. 47, no. 2, pp. 432-438, Apr. 1998.

Unless otherwise stated the results shown in this test report refer only to the sample(s) tested and such sample(s) are retained for 90 days only.

除非另有說明，此報告結果僅對測試之樣品負責，同時此樣品僅保留90天。本報告未經本公司書面許可，不可部份複製。

This document is issued by the Company subject to its General Conditions of Service printed overleaf, available on request or accessible at [www.sgs.com/terms\\_and\\_conditions.htm](http://www.sgs.com/terms_and_conditions.htm) and, for electronic format documents, subject to Terms and Conditions for Electronic Documents at [www.sgs.com/terms\\_e-document.htm](http://www.sgs.com/terms_e-document.htm). Attention is drawn to the limitation of liability, indemnification and jurisdiction issues defined therein. Any holder of this document is advised that information contained hereon reflects the Company's findings at the time of its intervention only and within the limits of Client's instructions, if any. The Company's sole responsibility is to its Client and this document does not exonerate parties to a transaction from exercising all their rights and obligations under the transaction documents. This document cannot be reproduced except in full, without prior written approval of the Company. Any unauthorized alteration, forgery or falsification of the content or appearance of this document is unlawful and offenders may be prosecuted to the fullest extent of the law.

### 1.13 Test Standards and Limits

According to FCC 47CFR §2.1093(d) The limits to be used for evaluation are based generally on criteria published by the American National Standards Institute (ANSI) for localized specific absorption rate ("SAR") in Section 4.2 of "IEEE Standard for Safety Levels with Respect to Human Exposure to Radio Frequency Electromagnetic Fields, 3 kHz to 300 GHz," ANSI/IEEE C95.1, By the Institute of Electrical and Electronics Engineers, Inc., New York, New York 10017. These criteria for SAR evaluation are similar to those recommended by the National Council on Radiation Protection and Measurements (NCRP) in "Biological Effects and Exposure Criteria for Radio frequency Electromagnetic Fields," NCRP Report No. 86, Section 17.4.5. Copyright NCRP, 1986, Bethesda, Maryland 20814. SAR is a measure of the rate of energy absorption due to exposure to an RF transmitting source. SAR values have been related to threshold levels for potential biological hazards. The criteria to be used are specified in paragraphs (d)(1) and (d)(2) of this section and shall apply for portable devices transmitting in the frequency range from 100 kHz to 6 GHz. Portable devices that transmit at frequencies above 6 GHz are to be evaluated in terms of the MPE limits specified in § 1.1310 of this chapter. Measurements and calculations to demonstrate compliance with MPE field strength or power density limits for devices operating above 6 GHz should be made at a minimum distance of 5 cm from the radiating source.

- (1) Limits for Occupational/Controlled exposure: 0.4 W/kg as averaged over the whole-body and spatial peak SAR not exceeding 8 W/kg as averaged over any 1 gram of tissue (defined as a tissue volume in the shape of a cube). Exceptions are the hands, wrists, feet and ankles where the spatial peak SAR shall not exceed 20 W/kg, as averaged over an 10 grams of tissue (defined as a tissue volume in the shape of a cube).
- (2) Occupational/Controlled limits apply when persons are exposed as a consequence of their employment provided these persons are fully aware of and exercise control over their exposure. Awareness of exposure can be accomplished by use of warning labels or by specific training or education through appropriate means, such as an RF safety program in a work environment.
- (3) Limits for General Population/Uncontrolled exposure: 0.08 W/kg as averaged over the whole-body and spatial peak SAR not exceeding 1.6 W/kg as averaged over any 1 gram of tissue (defined as a tissue volume in the shape of a cube). Exceptions are the hands, wrists, feet and ankles where the spatial peak SAR shall not exceed 4 W/kg, as averaged over any 10 grams of tissue (defined as a tissue volume in the shape of a cube). General Population/Uncontrolled limits apply when the general public may be exposed, or when persons that are exposed as a consequence of their employment may not be fully aware of the potential for exposure or do not exercise control over their exposure. Warning labels placed on consumer devices such as cellular telephones will not be sufficient reason to allow these devices to be evaluated subject to limits for occupational/controlled exposure in paragraph (d)(1)

Unless otherwise stated the results shown in this test report refer only to the sample(s) tested and such sample(s) are retained for 90 days only.

除非另有說明，此報告結果僅對測試之樣品負責，同時此樣品僅保留90天。本報告未經本公司書面許可，不可部份複製。

This document is issued by the Company subject to its General Conditions of Service printed overleaf, available on request or accessible at [www.sgs.com/terms\\_and\\_conditions.htm](http://www.sgs.com/terms_and_conditions.htm) and, for electronic format documents, subject to Terms and Conditions for Electronic Documents at [www.sgs.com/terms\\_e-document.htm](http://www.sgs.com/terms_e-document.htm). Attention is drawn to the limitation of liability, indemnification and jurisdiction issues defined therein. Any holder of this document is advised that information contained hereon reflects the Company's findings at the time of its intervention only and within the limits of Client's instructions, if any. The Company's sole responsibility is to its Client and this document does not exonerate parties to a transaction from exercising all their rights and obligations under the transaction documents. This document cannot be reproduced except in full, without prior written approval of the Company. Any unauthorized alteration, forgery or falsification of the content or appearance of this document is unlawful and offenders may be prosecuted to the fullest extent of the law.

of this section. (Table 4.)

Human Exposure	Uncontrolled Environment General Population	Controlled Environment Occupational
Spatial Peak SAR (Brain)	1.60 m W/g	8.00 m W/g
Spatial Average SAR (Whole Body)	0.08 m W/g	0.40 m W/g
Spatial Peak SAR (Hands/Feet/Ankle/Wrist)	4.00 m W/g	20.00 m W/g

Table 4. RF exposure limits

Notes:

1. Uncontrolled environments are defined as locations where there is potential exposure of individuals who have no knowledge or control of their potential exposure.
2. Controlled environments are defined as locations where there is potential exposure of individuals who have knowledge of their potential exposure and can exercise control over their exposure.

Unless otherwise stated the results shown in this test report refer only to the sample(s) tested and such sample(s) are retained for 90 days only.

除非另有說明，此報告結果僅對測試之樣品負責，同時此樣品僅保留90天。本報告未經本公司書面許可，不可部份複製。

This document is issued by the Company subject to its General Conditions of Service printed overleaf, available on request or accessible at [www.sgs.com/terms\\_and\\_conditions.htm](http://www.sgs.com/terms_and_conditions.htm) and, for electronic format documents, subject to Terms and Conditions for Electronic Documents at [www.sgs.com/terms\\_e-document.htm](http://www.sgs.com/terms_e-document.htm). Attention is drawn to the limitation of liability, indemnification and jurisdiction issues defined therein. Any holder of this document is advised that information contained hereon reflects the Company's findings at the time of its intervention only and within the limits of Client's instructions, if any. The Company's sole responsibility is to its Client and this document does not exonerate parties to a transaction from exercising all their rights and obligations under the transaction documents. This document cannot be reproduced except in full, without prior written approval of the Company. Any unauthorized alteration, forgery or falsification of the content or appearance of this document is unlawful and offenders may be prosecuted to the fullest extent of the law.

## 2. Summary of Results

### GPRS 850 MHz (without power reduction)

Mode	Position	Distance (mm)	CH	Freq. (MHz)	Max. Rated Avg. Power + Max. Tolerance (dBm)	Measured Avg. Power (dBm)	Scaling	Averaged SAR over 1g (W/kg)		Plot page
								Measured	Reported	
GPRS 850 (1D2UP)	Back side	25mm	190	836.6	32.9	30.90	58.49%	0.193	0.306	-
	Top side	12mm	128	824.2	32.9	30.90	58.49%	0.321	0.509	-
	Top side	12mm	190	836.6	32.9	30.90	58.49%	0.327	0.518	-
	Top side with optional	12mm	190	836.6	32.9	30.90	58.49%	0.321	0.509	-
	Top side with transceiver	12mm	190	836.6	32.9	30.90	58.49%	0.309	0.490	-
	Top side	12mm	251	848.8	32.9	30.90	58.49%	0.323	0.512	-
	Bottom side	0mm	190	836.6	32.9	30.90	58.49%	0.024	0.038	-
	Right side	0mm	190	836.6	32.9	30.90	58.49%	0.012	0.019	-
Left side	0mm	190	836.6	32.9	30.90	58.49%	0.014	0.022	-	

### GPRS 850 MHz (with power reduction)

Mode	Position	Distance (mm)	CH	Freq. (MHz)	Max. Rated Avg. Power + Max. Tolerance (dBm)	Measured Avg. Power (dBm)	Scaling	Averaged SAR over 1g (W/kg)		Plot page
								Measured	Reported	
GPRS 850 (1D2UP)	Back side	0mm	190	836.6	27.5	27.50	0.00%	0.493	0.493	321
	Top side	0mm	190	836.6	27.5	27.50	0.00%	0.202	0.202	-

Unless otherwise stated the results shown in this test report refer only to the sample(s) tested and such sample(s) are retained for 90 days only.

除非另有說明，此報告結果僅對測試之樣品負責，同時此樣品僅保留90天。本報告未經本公司書面許可，不可部份複製。

This document is issued by the Company subject to its General Conditions of Service printed overleaf, available on request or accessible at [www.sgs.com/terms\\_and\\_conditions.htm](http://www.sgs.com/terms_and_conditions.htm) and, for electronic format documents, subject to Terms and Conditions for Electronic Documents at [www.sgs.com/terms\\_e-document.htm](http://www.sgs.com/terms_e-document.htm). Attention is drawn to the limitation of liability, indemnification and jurisdiction issues defined therein. Any holder of this document is advised that information contained hereon reflects the Company's findings at the time of its intervention only and within the limits of Client's instructions, if any. The Company's sole responsibility is to its Client and this document does not exonerate parties to a transaction from exercising all their rights and obligations under the transaction documents. This document cannot be reproduced except in full, without prior written approval of the Company. Any unauthorized alteration, forgery or falsification of the content or appearance of this document is unlawful and offenders may be prosecuted to the fullest extent of the law.



### GPRS 1900 MHz (without power reduction)

Mode	Position	Distance (mm)	CH	Freq. (MHz)	Max. Rated Avg. Power + Max. Tolerance (dBm)	Measured Avg. Power (dBm)	Scaling	Averaged SAR over 1g (W/kg)		Plot page
								Measured	Reported	
GPRS 1900 (1Dn2UP)	Back side	25mm	810	1909.8	29	28.80	4.71%	0.170	0.178	-
	Top side	12mm	512	1850.2	29	28.70	7.15%	0.769	0.824	-
	Top side	12mm	661	1880	29	28.60	9.65%	0.888	0.974	322
	Top side*	12mm	661	1880	29	28.60	9.65%	0.886	0.971	-
	Top side with optional battery	12mm	661	1880	29	28.60	9.65%	0.881	0.966	-
	Top side with	12mm	661	1880	29	28.60	9.65%	0.887	0.973	-
	Top side	12mm	810	1909.8	29	28.80	4.71%	0.808	0.846	-
	Bottom side	0mm	810	1909.8	29	28.80	4.71%	0.035	0.037	-
	Right side	0mm	810	1909.8	29	28.80	4.71%	0.028	0.029	-
	Left side	0mm	810	1909.8	29	28.80	4.71%	0.019	0.020	-

### GPRS 1900 MHz (with power reduction)

Mode	Position	Distance (mm)	CH	Freq. (MHz)	Max. Rated Avg. Power + Max. Tolerance (dBm)	Measured Avg. Power (dBm)	Scaling	Averaged SAR over 1g (W/kg)		Plot page
								Measured	Reported	
GPRS 1900 (1Dn2UP)	Back side	0mm	512	1850.2	27	26.70	7.15%	0.667	0.715	-
	Back side	0mm	661	1880	27	26.70	7.15%	0.781	0.837	-
	Back side	0mm	810	1909.8	27	26.80	4.71%	0.850	0.890	-
	Top side	0mm	810	1909.8	27	26.80	4.71%	0.694	0.727	-

\* - repeated at the highest SAR measurement according to the KDB 865664 D01

Unless otherwise stated the results shown in this test report refer only to the sample(s) tested and such sample(s) are retained for 90 days only.

除非另有說明，此報告結果僅對測試之樣品負責，同時此樣品僅保留90天。本報告未經本公司書面許可，不可部份複製。

This document is issued by the Company subject to its General Conditions of Service printed overleaf, available on request or accessible at [www.sgs.com/terms\\_and\\_conditions.htm](http://www.sgs.com/terms_and_conditions.htm) and, for electronic format documents, subject to Terms and Conditions for Electronic Documents at [www.sgs.com/terms\\_e-document.htm](http://www.sgs.com/terms_e-document.htm). Attention is drawn to the limitation of liability, indemnification and jurisdiction issues defined therein. Any holder of this document is advised that information contained hereon reflects the Company's findings at the time of its intervention only and within the limits of Client's instructions, if any. The Company's sole responsibility is to its Client and this document does not exonerate parties to a transaction from exercising all their rights and obligations under the transaction documents. This document cannot be reproduced except in full, without prior written approval of the Company. Any unauthorized alteration, forgery or falsification of the content or appearance of this document is unlawful and offenders may be prosecuted to the fullest extent of the law.

**WCDMA Band II (without power reduction)**

Mode	Position	Distance (mm)	CH	Freq. (MHz)	Max. Rated Avg. Power + Max. Tolerance (dBm)	Measured Avg. Power (dBm)	Scaling	Averaged SAR over 1g (W/kg)		Plot page
								Measured	Reported	
WCDMA Band 2	Back side	25mm	9538	1907.6	23	22.86	3.28%	0.203	0.210	-
	Top side	12mm	9262	1852.4	23	22.76	5.68%	0.930	0.983	-
	Top side	12mm	9400	1880	23	22.79	4.95%	0.978	1.026	-
	Top side	12mm	9538	1907.6	23	22.86	3.28%	1.000	1.033	-
	Top side*	12mm	9538	1907.6	23	22.86	3.28%	0.997	1.030	-
	Top side with optional battery	12mm	9538	1907.6	23	22.86	3.28%	0.901	0.931	-
	Top side with transceiver	12mm	9538	1907.6	23	22.86	3.28%	1.010	1.043	323
	Bottom side	0mm	9538	1907.6	23	22.86	3.28%	0.042	0.043	-
	Right side	0mm	9538	1907.6	23	22.86	3.28%	0.019	0.020	-
	Left side	0mm	9538	1907.6	23	22.86	3.28%	0.0082	0.008	-

**WCDMA Band II (with power reduction)**

Mode	Position	Distance (mm)	CH	Freq. (MHz)	Max. Rated Avg. Power + Max. Tolerance (dBm)	Measured Avg. Power (dBm)	Scaling	Averaged SAR over 1g (W/kg)		Plot page
								Measured	Reported	
WCDMA Band 2	Back side	0mm	9262	1852.4	20	19.61	9.40%	0.707	0.773	-
	Back side	0mm	9400	1880	20	19.63	8.89%	0.801	0.872	-
	Back side	0mm	9538	1907.6	20	19.67	7.89%	0.872	0.941	-
	Top side	0mm	9538	1907.6	20	19.67	7.89%	0.615	0.664	-

\* - repeated at the highest SAR measurement according to the KDB 865664 D01

Unless otherwise stated the results shown in this test report refer only to the sample(s) tested and such sample(s) are retained for 90 days only.

除非另有說明，此報告結果僅對測試之樣品負責，同時此樣品僅保留90天。本報告未經本公司書面許可，不可部份複製。

This document is issued by the Company subject to its General Conditions of Service printed overleaf, available on request or accessible at [www.sgs.com/terms\\_and\\_conditions.htm](http://www.sgs.com/terms_and_conditions.htm) and, for electronic format documents, subject to Terms and Conditions for Electronic Documents at [www.sgs.com/terms\\_e-document.htm](http://www.sgs.com/terms_e-document.htm). Attention is drawn to the limitation of liability, indemnification and jurisdiction issues defined therein. Any holder of this document is advised that information contained hereon reflects the Company's findings at the time of its intervention only and within the limits of Client's instructions, if any. The Company's sole responsibility is to its Client and this document does not exonerate parties to a transaction from exercising all their rights and obligations under the transaction documents. This document cannot be reproduced except in full, without prior written approval of the Company. Any unauthorized alteration, forgery or falsification of the content or appearance of this document is unlawful and offenders may be prosecuted to the fullest extent of the law.

### WCDMA Band IV (without power reduction)

Mode	Position	Distance (mm)	CH	Freq. (MHz)	Max. Rated Avg. Power + Max. Tolerance (dBm)	Measured Avg. Power (dBm)	Scaling	Averaged SAR over 1g (W/kg)		Plot page
								Measured	Reported	
WCDMA Band 4	Back side	25mm	1412	1732.4	23	22.88	2.80%	0.217	0.223	-
	Top side	12mm	1312	1712.4	23	22.79	4.95%	1.270	1.333	324
	Top side*	12mm	1312	1712.4	23	22.79	4.95%	1.250	1.312	-
	Top side with optional	12mm	1312	1712.4	23	22.79	4.95%	1.240	1.301	-
	Top side with transceiver	12mm	1312	1712.4	23	22.79	4.95%	1.240	1.301	-
	Top side	12mm	1412	1732.4	23	22.88	2.80%	1.190	1.223	-
	Top side	12mm	1513	1752.6	23	22.68	7.65%	1.030	1.109	-
	Bottom side	0mm	1412	1732.4	23	22.88	2.80%	0.031	0.032	-
	Right side	0mm	1412	1732.4	23	22.88	2.80%	0.014	0.014	-
	Left side	0mm	1412	1732.4	23	22.88	2.80%	0.026	0.027	-

### WCDMA Band IV (with power reduction)

Mode	Position	Distance (mm)	CH	Freq. (MHz)	Max. Rated Avg. Power + Max. Tolerance (dBm)	Measured Avg. Power (dBm)	Scaling	Averaged SAR over 1g (W/kg)		Plot page
								Measured	Reported	
WCDMA Band 4	Back side	0mm	1312	1712.4	19	17.62	37.40%	0.687	0.944	-
	Back side	0mm	1412	1732.4	19	17.67	35.83%	0.675	0.917	-
	Back side	0mm	1513	1752.6	19	17.61	37.72%	0.627	0.864	-
	Top side	0mm	1312	1712.4	19	17.62	37.40%	0.634	0.871	-
	Top side	0mm	1412	1732.4	19	17.67	35.83%	0.602	0.818	-
	Top side	0mm	1513	1752.6	19	17.61	37.72%	0.568	0.782	-

\* - repeated at the highest SAR measurement according to the KDB 865664 D01

Unless otherwise stated the results shown in this test report refer only to the sample(s) tested and such sample(s) are retained for 90 days only.

除非另有說明，此報告結果僅對測試之樣品負責，同時此樣品僅保留90天。本報告未經本公司書面許可，不可部份複製。

This document is issued by the Company subject to its General Conditions of Service printed overleaf, available on request or accessible at [www.sgs.com/terms\\_and\\_conditions.htm](http://www.sgs.com/terms_and_conditions.htm) and, for electronic format documents, subject to Terms and Conditions for Electronic Documents at [www.sgs.com/terms\\_e-document.htm](http://www.sgs.com/terms_e-document.htm). Attention is drawn to the limitation of liability, indemnification and jurisdiction issues defined therein. Any holder of this document is advised that information contained hereon reflects the Company's findings at the time of its intervention only and within the limits of Client's instructions, if any. The Company's sole responsibility is to its Client and this document does not exonerate parties to a transaction from exercising all their rights and obligations under the transaction documents. This document cannot be reproduced except in full, without prior written approval of the Company. Any unauthorized alteration, forgery or falsification of the content or appearance of this document is unlawful and offenders may be prosecuted to the fullest extent of the law.

### WCDMA Band V (without power reduction)

Mode	Position	Distance (mm)	CH	Freq. (MHz)	Max. Rated Avg. Power + Max. Tolerance (dBm)	Measured Avg. Power (dBm)	Scaling	Averaged SAR over 1g (W/kg)		Plot page
								Measured	Reported	
WCDMA Band 5	Back side	25mm	4183	836.6	23	22.27	18.30%	0.139	0.164	-
	Top side	12mm	4183	836.6	23	22.27	18.30%	0.217	0.257	-
	Bottom side	0mm	4183	836.6	23	22.27	18.30%	0.031	0.037	-
	Right side	0mm	4183	836.6	23	22.27	18.30%	0.0052	0.006	-
	Left side	0mm	4183	836.6	23	22.27	18.30%	0.0084	0.010	-

### WCDMA Band V (with power reduction)

Mode	Position	Distance (mm)	CH	Freq. (MHz)	Max. Rated Avg. Power + Max. Tolerance (dBm)	Measured Avg. Power (dBm)	Scaling	Averaged SAR over 1g (W/kg)		Plot page
								Measured	Reported	
WCDMA Band 5	Back side	0mm	4132	826.4	20	19.90	2.33%	0.366	0.375	-
	Back side	0mm	4183	836.6	20	19.96	0.93%	0.374	0.377	325
	Back side with optional battery	0mm	4183	836.6	20	19.96	0.93%	0.121	0.122	-
	Back side	0mm	4233	846.6	20	19.84	3.75%	0.351	0.364	-
	Top side	0mm	4183	836.6	20	19.96	0.93%	0.360	0.363	-

Unless otherwise stated the results shown in this test report refer only to the sample(s) tested and such sample(s) are retained for 90 days only.

除非另有說明，此報告結果僅對測試之樣品負責，同時此樣品僅保留90天。本報告未經本公司書面許可，不可部份複製。

This document is issued by the Company subject to its General Conditions of Service printed overleaf, available on request or accessible at [www.sgs.com/terms\\_and\\_conditions.htm](http://www.sgs.com/terms_and_conditions.htm) and, for electronic format documents, subject to Terms and Conditions for Electronic Documents at [www.sgs.com/terms\\_e-document.htm](http://www.sgs.com/terms_e-document.htm). Attention is drawn to the limitation of liability, indemnification and jurisdiction issues defined therein. Any holder of this document is advised that information contained hereon reflects the Company's findings at the time of its intervention only and within the limits of Client's instructions, if any. The Company's sole responsibility is to its Client and this document does not exonerate parties to a transaction from exercising all their rights and obligations under the transaction documents. This document cannot be reproduced except in full, without prior written approval of the Company. Any unauthorized alteration, forgery or falsification of the content or appearance of this document is unlawful and offenders may be prosecuted to the fullest extent of the law.

**LTE FDD Band II (without power reduction)**

Mode	Bandwidth (MHz)	Modulation	RB Size	RB start	Position	Distance (mm)	CH	Freq. (MHz)	Max. Rated Avg. Power + Max. Tolerance (dBm)	Measured Avg. Power (dBm)	Scaling	Averaged SAR over 1g (W/kg)		Plot page	
												Measured	Reported		
LTE Band 2	20MHz	QPSK	1 RB	0	Top side	12mm	18700	1860	23	22.32	16.95%	0.911	1.065	-	
					Top side	12mm	18900	1880	23	22.40	14.82%	0.986	1.132	-	
					Back side	25mm	19100	1900	23	22.42	14.29%	0.303	0.346	-	
				99	Top side	12mm	19100	1900	23	22.42	14.29%	0.989	1.130	326	
					Top side*	12mm	19100	1900	23	22.42	14.29%	0.987	1.128	-	
					Bottom side	0mm	19100	1900	23	22.42	14.29%	0.039	0.045	-	
					Right side	0mm	19100	1900	23	22.42	14.29%	0.021	0.024	-	
				50 RB	0	Left side	0mm	19100	1900	23	22.42	14.29%	0.00937	0.011	-
						Back side	25mm	18700	1860	22	21.17	21.06%	0.241	0.292	-
					25	Top side	12mm	18700	1860	22	21.17	21.06%	0.705	0.853	-
				Top side		12mm	19100	1900	22	21.10	23.03%	0.727	0.894	-	
				100 RB	0	Top side	12mm	18900	1880	22	21.16	21.34%	0.739	0.897	-
						Back side	25mm	18900	1880	22	21.20	20.23%	0.244	0.293	-
					25	Top side	12mm	18700	1860	22	21.18	20.78%	0.701	0.847	-
						Top side	12mm	18900	1880	22	21.20	20.23%	0.726	0.873	-
				100 RB	25	Top side	12mm	19100	1900	22	21.19	20.50%	0.714	0.860	-

**LTE FDD Band II (with power reduction)**

Mode	Bandwidth (MHz)	Modulation	RB Size	RB start	Position	Distance (mm)	CH	Freq. (MHz)	Max. Rated Avg. Power + Max. Tolerance (dBm)	Measured Avg. Power (dBm)	Scaling	Averaged SAR over 1g (W/kg)		Plot page		
												Measured	Reported			
LTE Band 2	20MHz	QPSK	1 RB	50	Back side	0mm	18700	1860	20	18.95	27.35%	0.816	1.039	-		
					Back side	0mm	18900	1880	20	18.92	28.23%	0.868	1.113	-		
					Top side	0mm	18700	1860	20	18.95	27.35%	0.711	0.905	-		
					Top side	0mm	18900	1880	20	18.92	28.23%	0.705	0.904	-		
				99	Back side	0mm	19100	1900	20	18.99	26.18%	0.937	1.182	-		
					Back side with optional	0mm	19100	1900	20	18.99	26.18%	0.547	0.690	-		
					Top side	0mm	19100	1900	20	18.99	26.18%	0.724	0.914	-		
				50 RB	0	Back side	0mm	18700	1860	20	18.86	30.02%	0.754	0.980	-	
						Back side	0mm	18900	1880	20	18.74	33.66%	0.731	0.977	-	
					50	Top side	0mm	18700	1860	20	18.86	30.02%	0.655	0.852	-	
						Top side	0mm	18900	1880	20	18.74	33.66%	0.632	0.845	-	
					100 RB	50	Back side	0mm	19100	1900	20	18.71	34.59%	0.719	0.968	-
							Top side	0mm	19100	1900	20	18.71	34.59%	0.621	0.836	-
				100 RB	0	Back side	0mm	18700	1860	20	18.75	33.35%	0.770	1.027	-	
						Back side	0mm	18900	1880	20	18.76	33.05%	0.825	1.098	-	
					50	Back side	0mm	19100	1900	20	18.75	33.35%	0.586	0.781	-	
						Top side	0mm	18700	1860	20	18.75	33.35%	0.657	0.876	-	
					100 RB	25	Top side	0mm	18900	1880	20	18.76	33.05%	0.670	0.891	-
				100 RB	25	Top side	0mm	19100	1900	20	18.75	33.35%	0.659	0.879	-	

Unless otherwise stated the results shown in this test report refer only to the sample(s) tested and such sample(s) are retained for 90 days only.

除非另有說明，此報告結果僅對測試之樣品負責，同時此樣品僅保留90天。本報告未經本公司書面許可，不可部份複製。

This document is issued by the Company subject to its General Conditions of Service printed overleaf, available on request or accessible at [www.sgs.com/terms\\_and\\_conditions.htm](http://www.sgs.com/terms_and_conditions.htm) and, for electronic format documents, subject to Terms and Conditions for Electronic Documents at [www.sgs.com/terms\\_e-document.htm](http://www.sgs.com/terms_e-document.htm). Attention is drawn to the limitation of liability, indemnification and jurisdiction issues defined therein. Any holder of this document is advised that information contained hereon reflects the Company's findings at the time of its intervention only and within the limits of Client's instructions, if any. The Company's sole responsibility is to its Client and this document does not exonerate parties to a transaction from exercising all their rights and obligations under the transaction documents. This document cannot be reproduced except in full, without prior written approval of the Company. Any unauthorized alteration, forgery or falsification of the content or appearance of this document is unlawful and offenders may be prosecuted to the fullest extent of the law.

### LTE FDD Band IV (without power reduction)

Mode	Bandwidth (MHz)	Modulation	RB Size	RB start	Position	Distance (mm)	CH	Freq. (MHz)	Max. Rated Avg. Power + Max. Tolerance (dBm)	Measured Avg. Power (dBm)	Scaling	Averaged SAR over 1g (W/kg)		Plot page	
												Measured	Reported		
LTE Band 4	20MHz	QPSK	1 RB	50	Top side	12mm	20050	1720	22.5	22.17	7.89%	1.280	1.381	327	
					Top side*	12mm	20050	1720	22.5	22.17	7.89%	1.230	1.327	-	
					Top side with optional battery	12mm	20050	1720	22.5	22.17	7.89%	1.260	1.359	-	
					Top side with transceiver	12mm	20050	1720	22.5	22.17	7.89%	1.190	1.284	-	
					Top side	12mm	20175	1732.5	22.5	22.12	9.14%	1.220	1.332	-	
					Top side with optional battery	12mm	20175	1732.5	22.5	22.12	9.14%	1.210	1.321	-	
				99	Back side	25mm	20300	1745	22.5	22.49	0.23%	0.209	0.209	-	
					Top side	12mm	20300	1745	22.5	22.49	0.23%	0.940	0.942	-	
					Bottom side	0mm	20300	1745	22.5	22.49	0.23%	0.031	0.031	-	
					Right side	0mm	20300	1745	22.5	22.49	0.23%	0.012	0.012	-	
					Left side	0mm	20300	1745	22.5	22.49	0.23%	0.014	0.014	-	
					Back side	25mm	20300	1745	22	21.26	18.58%	0.151	0.179	-	
				50 RB	0	Top side	12mm	20175	1732.5	22	21.01	25.60%	0.843	1.059	-
						Top side	12mm	20300	1745	22	21.26	18.58%	0.902	1.070	-
						Top side	12mm	20050	1720	22	20.96	27.06%	0.821	1.043	-
				100 RB	25	Back side	25mm	20300	1745	22	21.12	22.46%	0.139	0.170	-
						Top side	12mm	20050	1720	22	20.98	26.47%	0.779	0.985	-
						Top side	12mm	20175	1732.5	22	20.96	27.06%	0.771	0.980	-
Top side	12mm	20300	1745			22	21.12	22.46%	0.808	0.989	-				

\* - repeated at the highest SAR measurement according to the FCC KDB865664D01v01r03

### LTE FDD Band IV (with power reduction)

Mode	Bandwidth (MHz)	Modulation	RB Size	RB start	Position	Distance (mm)	CH	Freq. (MHz)	Max. Rated Avg. Power + Max. Tolerance (dBm)	Measured Avg. Power (dBm)	Scaling	Averaged SAR over 1g (W/kg)		Plot page	
												Measured	Reported		
LTE Band 4	20MHz	QPSK	1 RB	50	Top side	0mm	20175	1732.5	20	19.88	2.80%	0.930	0.956	-	
					Top side	0mm	20050	1720	20	19.78	5.20%	0.934	0.983	-	
					99	Back side	0mm	20300	1745	20	19.89	2.57%	0.777	0.797	-
						Top side	0mm	20300	1745	20	19.89	2.57%	0.849	0.871	-
				50 RB	0	Back side	0mm	20300	1745	20	19.68	7.65%	0.683	0.735	-
						Top side	0mm	20050	1720	20	19.59	9.90%	0.868	0.954	-
						Top side	0mm	20300	1745	20	19.68	7.65%	0.808	0.870	-
						Top side	0mm	20175	1732.5	20	19.63	8.89%	0.875	0.953	-
				100 RB	50	Back side	0mm	20300	1745	20	19.69	7.40%	0.681	0.731	-
						Top side	0mm	20050	1720	20	19.57	10.41%	0.811	0.895	-
						Top side	0mm	20175	1732.5	20	19.66	8.14%	0.821	0.888	-
						Top side	0mm	20300	1745	20	19.69	7.40%	0.877	0.942	-

Unless otherwise stated the results shown in this test report refer only to the sample(s) tested and such sample(s) are retained for 90 days only.

除非另有說明，此報告結果僅對測試之樣品負責，同時此樣品僅保留90天。本報告未經本公司書面許可，不可部份複製。

This document is issued by the Company subject to its General Conditions of Service printed overleaf, available on request or accessible at [www.sgs.com/terms\\_and\\_conditions.htm](http://www.sgs.com/terms_and_conditions.htm) and, for electronic format documents, subject to Terms and Conditions for Electronic Documents at [www.sgs.com/terms\\_e-document.htm](http://www.sgs.com/terms_e-document.htm). Attention is drawn to the limitation of liability, indemnification and jurisdiction issues defined therein. Any holder of this document is advised that information contained hereon reflects the Company's findings at the time of its intervention only and within the limits of Client's instructions, if any. The Company's sole responsibility is to its Client and this document does not exonerate parties to a transaction from exercising all their rights and obligations under the transaction documents. This document cannot be reproduced except in full, without prior written approval of the Company. Any unauthorized alteration, forgery or falsification of the content or appearance of this document is unlawful and offenders may be prosecuted to the fullest extent of the law.

### LTE FDD Band V (without power reduction)

Mode	Bandwidth (MHz)	Modulation	RB Size	RB start	Position	Distance (mm)	CH	Freq. (MHz)	Max. Rated Avg. Power + Max. Tolerance (dBm)	Measured Avg. Power (dBm)	Scaling	Averaged SAR over 1g (W/kg)		Plot page
												Measured	Reported	
LTE Band 5	10MHz	QPSK	1 RB	49	Back side	25mm	20600	844	22.5	22.24	6.17%	0.108	0.115	-
					Top side	12mm	20600	844	22.5	22.24	6.17%	0.145	0.154	-
					Bottom side	0mm	20600	844	22.5	22.24	6.17%	0.039	0.041	-
					Right side	0mm	20600	844	22.5	22.24	6.17%	0.011	0.012	-
					Left side	0mm	20600	844	22.5	22.24	6.17%	0.019	0.020	-
			25 RB	25	Back side	25mm	20450	829	21	20.89	2.57%	0.074	0.076	-
					Top side	12mm	20450	829	21	20.89	2.57%	0.104	0.107	-
			50 RB		Back side	25mm	20525	836.5	21	20.68	7.65%	0.071	0.076	-
					Top side	12mm	20525	836.5	21	20.68	7.65%	0.092	0.099	-

### LTE FDD Band V (with power reduction)

Mode	Bandwidth (MHz)	Modulation	RB Size	RB start	Position	Distance (mm)	CH	Freq. (MHz)	Max. Rated Avg. Power + Max. Tolerance (dBm)	Measured Avg. Power (dBm)	Scaling	Averaged SAR over 1g (W/kg)		Plot page	
												Measured	Reported		
LTE Band 5	10MHz	QPSK	1 RB	0	Back side	0mm	20525	836.5	20	18.33	46.89%	0.327	0.480	-	
					25	Back side	0mm	20450	829	20	18.39	44.88%	0.331	0.480	-
					49	Back side	0mm	20600	844	20	18.50	41.25%	0.347	0.490	328
						Back side with optional battery	0mm	20600	844	20	18.50	41.25%	0.119	0.168	-
						Top side	0mm	20600	844	20	18.50	41.25%	0.166	0.234	-
			25 RB	25	Back side	0mm	20450	829	20	18.49	41.58%	0.331	0.469	-	
					Top side	0mm	20450	829	20	18.49	41.58%	0.156	0.221	-	
			50 RB		Back side	0mm	20450	829	20	18.29	48.25%	0.301	0.446	-	
					Top side	0mm	20450	829	20	18.29	48.25%	0.142	0.211	-	

\* - repeated at the highest SAR measurement according to the FCC KDB865664D01v01r03

Unless otherwise stated the results shown in this test report refer only to the sample(s) tested and such sample(s) are retained for 90 days only.

除非另有說明，此報告結果僅對測試之樣品負責，同時此樣品僅保留90天。本報告未經本公司書面許可，不可部份複製。

This document is issued by the Company subject to its General Conditions of Service printed overleaf, available on request or accessible at [www.sgs.com/terms\\_and\\_conditions.htm](http://www.sgs.com/terms_and_conditions.htm) and, for electronic format documents, subject to Terms and Conditions for Electronic Documents at [www.sgs.com/terms\\_e-document.htm](http://www.sgs.com/terms_e-document.htm). Attention is drawn to the limitation of liability, indemnification and jurisdiction issues defined therein. Any holder of this document is advised that information contained hereon reflects the Company's findings at the time of its intervention only and within the limits of Client's instructions, if any. The Company's sole responsibility is to its Client and this document does not exonerate parties to a transaction from exercising all their rights and obligations under the transaction documents. This document cannot be reproduced except in full, without prior written approval of the Company. Any unauthorized alteration, forgery or falsification of the content or appearance of this document is unlawful and offenders may be prosecuted to the fullest extent of the law.

### LTE FDD Band XIII (without power reduction)

Mode	Bandwidth (MHz)	Modulation	RB Size	RB start	Position	Distance (mm)	CH	Freq. (MHz)	Max. Rated Avg. Power + Max. Tolerance (dBm)	Measured Avg. Power (dBm)	Scaling	Averaged SAR over 1g (W/kg)		Plot page
												Measured	Reported	
LTE Band 13	10MHz	QPSK	1 RB	25	Back side	25mm	23230	782	22	22.00	0.00%	0.190	0.190	-
					Top side	12mm	23230	782	22	22.00	0.00%	0.257	0.257	-
					Bottom side	0mm	23230	782	22	22.00	0.00%	0.016	0.016	-
					Right side	0mm	23230	782	22	22.00	0.00%	0.0058	0.006	-
			25 RB	12	Back side	25mm	20450	782	21	20.95	1.16%	0.147	0.149	-
					Top side	12mm	20450	782	21	20.95	1.16%	0.207	0.209	-
			50 RB		Back side	25mm	20525	782	21	20.74	6.17%	0.141	0.150	-
					Top side	12mm	20525	782	21	20.74	6.17%	0.199	0.211	-

### LTE FDD Band XIII (with power reduction)

Mode	Bandwidth (MHz)	Modulation	RB Size	RB start	Position	Distance (mm)	CH	Freq. (MHz)	Max. Rated Avg. Power + Max. Tolerance (dBm)	Measured Avg. Power (dBm)	Scaling	Averaged SAR over 1g (W/kg)		Plot page
												Measured	Reported	
LTE Band 13	10MHz	QPSK	1 RB	25	Back side	0mm	23230	782	20	18.01	58.12%	0.302	0.478	-
					Back side	0mm	23230	782	20	18.33	46.89%	0.340	0.499	329
					Back side with optional	0mm	23230	782	20	18.33	46.89%	0.117	0.172	-
					Top side	0mm	23230	782	20	18.33	46.89%	0.204	0.300	-
			25 RB	12	Back side	0mm	23230	782	20	18.09	55.24%	0.305	0.473	-
					Top side	0mm	23230	782	20	18.17	52.41%	0.315	0.480	-
			50 RB		Back side	0mm	23230	782	20	18.17	52.41%	0.193	0.294	-
					Top side	0mm	23230	782	20	18.02	57.76%	0.314	0.495	-
			50 RB		Back side	0mm	23230	782	20	18.02	57.76%	0.192	0.303	-
					Top side	0mm	23230	782	20	18.02	57.76%	0.192	0.303	-

\* - repeated at the highest SAR measurement according to the FCC KDB865664D01v01r03

Unless otherwise stated the results shown in this test report refer only to the sample(s) tested and such sample(s) are retained for 90 days only.

除非另有說明，此報告結果僅對測試之樣品負責，同時此樣品僅保留90天。本報告未經本公司書面許可，不可部份複製。

This document is issued by the Company subject to its General Conditions of Service printed overleaf, available on request or accessible at [www.sgs.com/terms\\_and\\_conditions.htm](http://www.sgs.com/terms_and_conditions.htm) and, for electronic format documents, subject to Terms and Conditions for Electronic Documents at [www.sgs.com/terms\\_e-document.htm](http://www.sgs.com/terms_e-document.htm). Attention is drawn to the limitation of liability, indemnification and jurisdiction issues defined therein. Any holder of this document is advised that information contained hereon reflects the Company's findings at the time of its intervention only and within the limits of Client's instructions, if any. The Company's sole responsibility is to its Client and this document does not exonerate parties to a transaction from exercising all their rights and obligations under the transaction documents. This document cannot be reproduced except in full, without prior written approval of the Company. Any unauthorized alteration, forgery or falsification of the content or appearance of this document is unlawful and offenders may be prosecuted to the fullest extent of the law.



### LTE FDD Band XVII (without power reduction)

Mode	Bandwidth h (MHz)	Modulation	RB Size	RB start	Position	Distance (mm)	CH	Freq. (MHz)	Max. Rated Avg. Power + Max. Tolerance (dBm)	Measured Avg. Power (dBm)	Scaling	Averaged SAR over 1g (W/kg)		Plot page
												Measured	Reported	
LTE Band 17	10MHz	QPSK	1 RB	25	Back side	25mm	23780	709	22.5	22.09	9.90%	0.161	0.177	-
					Top side	12mm	23780	709	22.5	22.09	9.90%	0.310	0.341	-
					Top side with optional battery	12mm	23780	709	22.5	22.09	9.90%	0.301	0.331	-
					Top side with transceiver	12mm	23780	709	22.5	22.09	9.90%	0.311	0.342	-
					Bottom	0mm	23780	709	22.5	22.09	9.90%	0.044	0.048	-
					Right side	0mm	23780	709	22.5	22.09	9.90%	0.014	0.015	-
					Left side	0mm	23780	709	22.5	22.09	9.90%	0.045	0.049	-
			25 RB	25	Back side	25mm	23780	709	21.5	21.07	10.41%	0.129	0.142	-
					Top side	12mm	23780	709	21.5	21.07	10.41%	0.249	0.275	-
			50 RB	25	Back side	25mm	23780	709	21.5	20.83	16.68%	0.127	0.148	-
					Top side	12mm	23780	709	21.5	20.83	16.68%	0.244	0.285	-

### LTE FDD Band XVII (with power reduction)

Mode	Bandwidth h (MHz)	Modulation	RB Size	RB start	Position	Distance (mm)	CH	Freq. (MHz)	Max. Rated Avg. Power + Max. Tolerance (dBm)	Measured Avg. Power (dBm)	Scaling	Averaged SAR over 1g (W/kg)		Plot page
												Measured	Reported	
LTE Band 17	10MHz	QPSK	1 RB	25	Back side	0mm	23780	709	20	18.53	40.28%	0.312	0.438	330
					Back side	0mm	23790	710	20	18.45	42.89%	0.302	0.432	-
					Back side with optional battery	0mm	23780	709	20	18.53	40.28%	0.307	0.431	-
					Back side	0mm	23800	711	20	18.38	45.21%	0.289	0.420	-
					Top side	0mm	23780	709	20	18.53	40.28%	0.256	0.359	-
			25 RB	12	Back side	0mm	23800	711	20	18.38	45.21%	0.299	0.434	-
					Top side	0mm	23800	711	20	18.38	45.21%	0.231	0.335	-
			50 RB	12	Back side	0mm	23800	711	20	18.25	49.62%	0.284	0.425	-
					Top side	0mm	23800	711	20	18.25	49.62%	0.222	0.332	-

Unless otherwise stated the results shown in this test report refer only to the sample(s) tested and such sample(s) are retained for 90 days only.

除非另有說明，此報告結果僅對測試之樣品負責，同時此樣品僅保留90天。本報告未經本公司書面許可，不可部份複製。

This document is issued by the Company subject to its General Conditions of Service printed overleaf, available on request or accessible at [www.sgs.com/terms\\_and\\_conditions.htm](http://www.sgs.com/terms_and_conditions.htm) and, for electronic format documents, subject to Terms and Conditions for Electronic Documents at [www.sgs.com/terms\\_e-document.htm](http://www.sgs.com/terms_e-document.htm). Attention is drawn to the limitation of liability, indemnification and jurisdiction issues defined therein. Any holder of this document is advised that information contained hereon reflects the Company's findings at the time of its intervention only and within the limits of Client's instructions, if any. The Company's sole responsibility is to its Client and this document does not exonerate parties to a transaction from exercising all their rights and obligations under the transaction documents. This document cannot be reproduced except in full, without prior written approval of the Company. Any unauthorized alteration, forgery or falsification of the content or appearance of this document is unlawful and offenders may be prosecuted to the fullest extent of the law.

### LTE FDD Band XXV (without power reduction)

Mode	Bandwidth (MHz)	Modulation	RB Size	RB start	Position	Distance (mm)	CH	Freq. (MHz)	Max. Rated Avg. Power + Max. Tolerance (dBm)	Measured Avg. Power (dBm)	Scaling	Averaged SAR over 1g (W/kg)		Plot page
												Measured	Reported	
LTE Band 25	20MHz	QPSK	1 RB	99	Back side	25mm	26590	1905	23	22.37	15.61%	0.283	0.327	-
					Top side	12mm	26140	1860	23	22.25	18.85%	1.040	1.236	331
					Top side	12mm	26365	1882.5	23	22.28	18.03%	0.962	1.135	-
					Top side	12mm	26590	1905	23	22.37	15.61%	1.000	1.156	-
					Top side*	12mm	26140	1860	23	22.25	18.85%	1.020	1.212	-
					Top side with optional	12mm	26140	1860	23	22.25	18.85%	0.984	1.169	-
					Top side with	12mm	26140	1860	23	22.25	18.85%	0.915	1.087	-
					Bottom	0mm	26590	1905	23	22.37	15.61%	0.034	0.039	-
					Right side	0mm	26590	1905	23	22.37	15.61%	0.004	0.005	-
			Left side	0mm	26590	1905	23	22.37	15.61%	0.001	0.001	-		
			50 RB	0	Top side	12mm	26140	1860	22	21.11	22.74%	0.769	0.944	-
					Top side	12mm	26365	1882.5	22	21.02	25.31%	0.796	0.998	-
					Back side	25mm	26590	1905	22	21.14	21.90%	0.219	0.267	-
			100 RB	50	Top side	12mm	26590	1905	22	21.14	21.90%	0.799	0.974	-
					Back side	25mm	26590	1905	22	21.12	22.46%	0.219	0.268	-
					Top side	12mm	26140	1860	22	21.12	22.46%	0.796	0.975	-
					Top side	12mm	26365	1882.5	22	21.10	23.03%	0.771	0.949	-
			100 RB		Top side	12mm	26590	1905	22	21.16	21.34%	0.802	0.973	-

### LTE FDD Band XXV (with power reduction)

Mode	Bandwidth (MHz)	Modulation	RB Size	RB start	Position	Distance (mm)	CH	Freq. (MHz)	Max. Rated Avg. Power + Max. Tolerance (dBm)	Measured Avg. Power (dBm)	Scaling	Averaged SAR over 1g (W/kg)		Plot page
												Measured	Reported	
LTE Band 25	20MHz	QPSK	1 RB	50	Back side	0mm	26140	1860	20	19.81	4.47%	0.814	0.850	-
					Back side	0mm	26365	1882.5	20	19.72	6.66%	0.838	0.894	-
				99	Back side	0mm	26590	1905	20	19.93	1.62%	0.931	0.946	-
					Top side	0mm	26590	1905	20	19.93	1.62%	0.697	0.708	-
			50 RB	25	Back side	0mm	26365	1882.5	20	19.50	12.20%	0.830	0.931	-
					Back side	0mm	26140	1860	20	19.63	8.89%	0.783	0.853	-
				50	Back side	0mm	26590	1905	20	19.64	8.64%	0.866	0.941	-
					Top side	0mm	26590	1905	20	19.64	8.64%	0.665	0.722	-
			100 RB		Back side	0mm	26140	1860	20	19.59	9.90%	0.766	0.842	-
					Back side	0mm	26365	1860	20	19.47	12.98%	0.818	0.924	-
					Back side	0mm	26590	1882.5	20	19.61	9.40%	0.864	0.945	-
					Top side	0mm	26590	1905	20	19.61	9.40%	0.667	0.730	-

\* - repeated at the highest SAR measurement according to the FCC KDB865664D01v01r03

Unless otherwise stated the results shown in this test report refer only to the sample(s) tested and such sample(s) are retained for 90 days only.

除非另有說明，此報告結果僅對測試之樣品負責，同時此樣品僅保留90天。本報告未經本公司書面許可，不可部份複製。

This document is issued by the Company subject to its General Conditions of Service printed overleaf, available on request or accessible at [www.sgs.com/terms\\_and\\_conditions.htm](http://www.sgs.com/terms_and_conditions.htm) and, for electronic format documents, subject to Terms and Conditions for Electronic Documents at [www.sgs.com/terms\\_e-document.htm](http://www.sgs.com/terms_e-document.htm). Attention is drawn to the limitation of liability, indemnification and jurisdiction issues defined therein. Any holder of this document is advised that information contained hereon reflects the Company's findings at the time of its intervention only and within the limits of Client's instructions, if any. The Company's sole responsibility is to its Client and this document does not exonerate parties to a transaction from exercising all their rights and obligations under the transaction documents. This document cannot be reproduced except in full, without prior written approval of the Company. Any unauthorized alteration, forgery or falsification of the content or appearance of this document is unlawful and offenders may be prosecuted to the fullest extent of the law.

**CDMA / EVDO (BC0) (without power reduction)**

Mode	Service	Position	Distance (mm)	CH	Freq. (MHz)	Max. Rated Avg. Power + Max. Tolerance (dBm)	Measured Avg. Power (dBm)	Scaling	Averaged SAR over 1g (W/kg)		Plot page	
									Measured	Reported		
CDMA BC 0	EVDO	Rev. 0 Subtype 0/1	Back side	25mm	384	836.52	23.5	23.11	9.40%	0.173	0.189	-
			Top side	12mm	384	836.52	23.5	23.11	9.40%	0.224	0.245	-
			Bottom side	0mm	384	836.52	23.5	23.11	9.40%	0.032	0.035	-
			Right side	0mm	384	836.52	23.5	23.11	9.40%	0.0042	0.005	-
			Left side	0mm	384	836.52	23.5	23.11	9.40%	0.0031	0.003	-

**CDMA / EVDO (BC0) (with power reduction)**

Mode	Service	Position	Distance (mm)	CH	Freq. (MHz)	Max. Rated Avg. Power + Max. Tolerance (dBm)	Measured Avg. Power (dBm)	Scaling	Averaged SAR over 1g (W/kg)		Plot page	
									Measured	Reported		
CDMA BC 0	EVDO	Rev. 0 Subtype 0/1	Back side	0mm	1013	824.7	20	19.23	19.40%	0.291	0.347	-
			Back side	0mm	384	836.52	20	19.20	20.23%	0.307	0.369	332
			Back side	0mm	777	848.31	20	19.06	24.17%	0.296	0.368	-
			Top side	0mm	384	836.52	20	19.20	20.23%	0.281	0.338	-

\* - repeated at the highest SAR measurement according to the FCC KDB 865664

**CDMA / EVDO (BC0) - optional battery spot check (with power reduction)**

Mode	Service	Position	Distance (mm)	CH	Freq. (MHz)	Max. Rated Avg. Power + Max. Tolerance (dBm)	Measured Avg. Power (dBm)	Scaling	Averaged SAR over 1g (W/kg)		Plot page	
									Measured	Reported		
CDMA BC 0	EVDO	Rev. 0 Subtype 0/1	Back side	0mm	384	836.52	20	19.20	20.23%	0.098	0.118	-

Unless otherwise stated the results shown in this test report refer only to the sample(s) tested and such sample(s) are retained for 90 days only.

除非另有說明，此報告結果僅對測試之樣品負責，同時此樣品僅保留90天。本報告未經本公司書面許可，不可部份複製。

This document is issued by the Company subject to its General Conditions of Service printed overleaf, available on request or accessible at [www.sgs.com/terms\\_and\\_conditions.htm](http://www.sgs.com/terms_and_conditions.htm) and, for electronic format documents, subject to Terms and Conditions for Electronic Documents at [www.sgs.com/terms\\_e-document.htm](http://www.sgs.com/terms_e-document.htm). Attention is drawn to the limitation of liability, indemnification and jurisdiction issues defined therein. Any holder of this document is advised that information contained hereon reflects the Company's findings at the time of its intervention only and within the limits of Client's instructions, if any. The Company's sole responsibility is to its Client and this document does not exonerate parties to a transaction from exercising all their rights and obligations under the transaction documents. This document cannot be reproduced except in full, without prior written approval of the Company. Any unauthorized alteration, forgery or falsification of the content or appearance of this document is unlawful and offenders may be prosecuted to the fullest extent of the law.

### CDMA / EVDO (BC1) (without power reduction)

Mode	Service	Position	Distance (mm)	CH	Freq. (MHz)	Max. Rated Avg. Power + Max. Tolerance (dBm)	Measured Avg. Power (dBm)	Scaling	Averaged SAR over 1g (W/kg)		Plot page	
									Measured	Reported		
CDMA BC 1	EVDO	Rev. 0 Subtype 0/1	Back side	25mm	25	1851.25	24	23.72	6.66%	0.267	0.285	-
			Top side	12mm	25	1851.25	24	23.72	6.66%	0.866	0.924	-
			Top side	12mm	600	1880	24	23.66	8.14%	1.020	1.103	333
			Top side*	12mm	25	1880	24	23.66	8.14%	1.010	1.092	-
			Top side	12mm	1175	1908.75	24	23.62	9.14%	0.998	1.089	-
			Bottom side	0mm	25	1851.25	24	23.72	6.66%	0.046	0.049	-
			Right side	0mm	25	1851.25	24	23.72	6.66%	0.027	0.029	-
Left side	0mm	25	1851.25	24	23.72	6.66%	0.020	0.021	-			

### CDMA / EVDO (BC1) (with power reduction)

Mode	Service	Position	Distance (mm)	CH	Freq. (MHz)	Max. Rated Avg. Power + Max. Tolerance (dBm)	Measured Avg. Power (dBm)	Scaling	Averaged SAR over 1g (W/kg)		Plot page	
									Measured	Reported		
CDMA BC 1	EVDO	Rev. 0 Subtype 0/1	Back side	0mm	25	1851.25	20	18.76	33.05%	0.519	0.691	-
			Top side	0mm	25	1851.25	20	18.76	33.05%	0.437	0.581	-

\* - repeated at the highest SAR measurement according to the FCC KDB 865664

### CDMA / EVDO (BC1) – optional battery spot check (with power reduction)

Mode	Service	Position	Distance (mm)	CH	Freq. (MHz)	Max. Rated Avg. Power + Max. Tolerance (dBm)	Measured Avg. Power (dBm)	Scaling	Averaged SAR over 1g (W/kg)		Plot page	
									Measured	Reported		
CDMA BC 1	EVDO	Rev. 0 Subtype 0/1	Top side	12mm	600	1880	24	23.66	8.14%	0.992	1.073	-

### CDMA / EVDO (BC1) – Transceiver spot check (without power reduction)

Mode	Service	Position	Distance (mm)	CH	Freq. (MHz)	Max. Rated Avg. Power + Max. Tolerance (dBm)	Measured Avg. Power (dBm)	Scaling	Averaged SAR over 1g (W/kg)		Plot page	
									Measured	Reported		
CDMA BC 1	EVDO	Rev. 0 Subtype 0/1	Top side	12mm	600	1880	24	23.66	8.14%	0.974	1.053	-

Unless otherwise stated the results shown in this test report refer only to the sample(s) tested and such sample(s) are retained for 90 days only.

除非另有說明，此報告結果僅對測試之樣品負責，同時此樣品僅保留90天。本報告未經本公司書面許可，不可部份複製。

This document is issued by the Company subject to its General Conditions of Service printed overleaf, available on request or accessible at [www.sgs.com/terms\\_and\\_conditions.htm](http://www.sgs.com/terms_and_conditions.htm) and, for electronic format documents, subject to Terms and Conditions for Electronic Documents at [www.sgs.com/terms\\_e-document.htm](http://www.sgs.com/terms_e-document.htm). Attention is drawn to the limitation of liability, indemnification and jurisdiction issues defined therein. Any holder of this document is advised that information contained hereon reflects the Company's findings at the time of its intervention only and within the limits of Client's instructions, if any. The Company's sole responsibility is to its Client and this document does not exonerate parties to a transaction from exercising all their rights and obligations under the transaction documents. This document cannot be reproduced except in full, without prior written approval of the Company. Any unauthorized alteration, forgery or falsification of the content or appearance of this document is unlawful and offenders may be prosecuted to the fullest extent of the law.

**CDMA / EVDO (BC10) (without power reduction)**

Mode	Service	Position	Distance (mm)	CH	Freq. (MHz)	Max. Rated Avg. Power + Max. Tolerance (dBm)	Measured Avg. Power (dBm)	Scaling	Averaged SAR over 1g (W/kg)		Plot page	
									Measured	Reported		
CDMA BC 10	EVDO	Rev. 0 Subtype 0/1	Back side	25mm	684	823.1	23.5	23.05	10.92%	0.170	0.189	-
			Top side	12mm	684	823.1	23.5	23.05	10.92%	0.246	0.273	-
			Bottom side	0mm	684	823.1	23.5	23.05	10.92%	0.041	0.045	-
			Right side	0mm	684	823.1	23.5	23.05	10.92%	0.0016	0.002	-
			Left side	0mm	684	823.1	23.5	23.05	10.92%	0.0034	0.004	-

**CDMA / EVDO (BC10) (with power reduction)**

Mode	Service	Position	Distance (mm)	CH	Freq. (MHz)	Max. Rated Avg. Power + Max. Tolerance (dBm)	Measured Avg. Power (dBm)	Scaling	Averaged SAR over 1g (W/kg)		Plot page	
									Measured	Reported		
CDMA BC 10	EVDO	Rev. 0 Subtype 0/1	Back side	0mm	476	817.9	20	18.92	28.23%	0.274	0.351	-
			Back side	0mm	560	820	20	18.96	27.06%	0.281	0.357	-
			Back side	0mm	684	823.1	20	19.00	25.89%	0.289	0.364	334
			Top side	0mm	684	823.1	20	19.00	25.89%	0.282	0.355	-

\* - repeated at the highest SAR measurement according to the FCC KDB 865664

**CDMA / EVDO (BC10) – optional battery spot check (with power reduction)**

Mode	Service	Position	Distance (mm)	CH	Freq. (MHz)	Max. Rated Avg. Power + Max. Tolerance (dBm)	Measured Avg. Power (dBm)	Scaling	Averaged SAR over 1g (W/kg)		Plot page	
									Measured	Reported		
CDMA BC 10	EVDO	Rev. 0 Subtype 0/1	Back side	0mm	684	823.1	20	19.00	25.89%	0.087	0.110	-

Unless otherwise stated the results shown in this test report refer only to the sample(s) tested and such sample(s) are retained for 90 days only.

除非另有說明，此報告結果僅對測試之樣品負責，同時此樣品僅保留90天。本報告未經本公司書面許可，不可部份複製。

This document is issued by the Company subject to its General Conditions of Service printed overleaf, available on request or accessible at [www.sgs.com/terms\\_and\\_conditions.htm](http://www.sgs.com/terms_and_conditions.htm) and, for electronic format documents, subject to Terms and Conditions for Electronic Documents at [www.sgs.com/terms\\_e-document.htm](http://www.sgs.com/terms_e-document.htm). Attention is drawn to the limitation of liability, indemnification and jurisdiction issues defined therein. Any holder of this document is advised that information contained hereon reflects the Company's findings at the time of its intervention only and within the limits of Client's instructions, if any. The Company's sole responsibility is to its Client and this document does not exonerate parties to a transaction from exercising all their rights and obligations under the transaction documents. This document cannot be reproduced except in full, without prior written approval of the Company. Any unauthorized alteration, forgery or falsification of the content or appearance of this document is unlawful and offenders may be prosecuted to the fullest extent of the law.

### WLAN802.11 Main Antenna

Antenna	Mode	Position	Distance (mm)	CH	Freq. (MHz)	Max. Rated Avg. Power + Max. Tolerance (dBm)	Measured Avg. Power (dBm)	Scaling	Averaged SAR over 1g (W/kg)		Plot page
									Measured	Reported	
Main	WLAN802.11 b	Back side	0	11	2462	15	14.47	12.98%	0.0395	0.045	-
		Top side	0	11	2462	15	14.47	12.98%	0.2	0.226	335
		Top side_ with optional battery	0	11	2462	15	14.47	12.98%	0.18	0.203	-
		Left side	0	11	2462	15	14.47	12.98%	0.0212	0.024	-
		Right side	0	11	2462	15	14.47	12.98%	0.0148	0.017	-
		Bottom side	0	11	2462	15	14.47	12.98%	0.00478	0.005	-
	WLAN802.11 ac(20M) 5.2G	Back side	0	48	5240	14.5	12.77	48.94%	0.0475	0.071	-
		Top side	0	44	5220	14.5	12.75	49.62%	0.582	0.871	336
		Top side_ with optional battery	0	44	5220	14.5	12.75	49.62%	0.539	0.806	-
		Top side	0	48	5240	14.5	12.77	48.94%	0.576	0.858	-
		Left side	0	48	5240	14.5	12.77	48.94%	0.0141	0.021	-
		Right side	0	48	5240	14.5	12.77	48.94%	0.015	0.022	-
	WLAN802.11 ac(20M) 5.3G	Bottom side	0	48	5240	14.5	12.77	48.94%	0.0157	0.023	-
		Back side	0	56	5280	14.5	13.76	18.58%	0.0521	0.062	-
		Top side	0	52	5260	14.5	13.58	23.59%	0.688	0.850	-
		Top side	0	56	5280	14.5	13.76	18.58%	0.776	0.920	337
		Top side_ with optional battery	0	56	5280	14.5	13.76	18.58%	0.754	0.894	-
		Left side	0	56	5280	14.5	13.76	18.58%	0.0141	0.017	-
		Right side	0	56	5280	14.5	13.76	18.58%	0.0156	0.018	-
	Bottom side	0	56	5280	14.5	13.76	18.58%	0.0137	0.016	-	

Unless otherwise stated the results shown in this test report refer only to the sample(s) tested and such sample(s) are retained for 90 days only.

除非另有說明，此報告結果僅對測試之樣品負責，同時此樣品僅保留90天。本報告未經本公司書面許可，不可部份複製。

This document is issued by the Company subject to its General Conditions of Service printed overleaf, available on request or accessible at [www.sgs.com/terms\\_and\\_conditions.htm](http://www.sgs.com/terms_and_conditions.htm) and, for electronic format documents, subject to Terms and Conditions for Electronic Documents at [www.sgs.com/terms\\_e-document.htm](http://www.sgs.com/terms_e-document.htm). Attention is drawn to the limitation of liability, indemnification and jurisdiction issues defined therein. Any holder of this document is advised that information contained hereon reflects the Company's findings at the time of its intervention only and within the limits of Client's instructions, if any. The Company's sole responsibility is to its Client and this document does not exonerate parties to a transaction from exercising all their rights and obligations under the transaction documents. This document cannot be reproduced except in full, without prior written approval of the Company. Any unauthorized alteration, forgery or falsification of the content or appearance of this document is unlawful and offenders may be prosecuted to the fullest extent of the law.

Antenna	Mode	Position	Distance (mm)	CH	Freq. (MHz)	Max. Rated Avg. Power + Max. Tolerance (dBm)	Measured Avg. Power (dBm)	Scaling	Averaged SAR over 1g (W/kg)		Plot page
									Measured	Reported	
Main	WLAN802.11 a 5.6G	Back side	0	104	5520	14.5	14.16	8.14%	0.088	0.095	-
		Top side	0	104	5520	14.5	14.16	8.14%	1.02	1.103	338
		Top side*	0	104	5520	14.5	14.16	8.14%	0.995	1.076	-
		Top side	0	120	5600	14.5	13.48	26.47%	0.794	1.004	-
		Left side	0	104	5520	14.5	14.16	8.14%	0.0187	0.020	-
		Right side	0	104	5520	14.5	14.16	8.14%	0.0172	0.019	-
		Bottom side	0	104	5520	14.5	14.16	8.14%	0.0149	0.016	-
	WLAN802.11 ac(20M) 5.6G	Back side	0	104	5520	14.5	14.02	11.69%	0.138	0.154	-
		Top side	0	104	5520	14.5	14.02	11.69%	0.977	1.091	339
		Top side	0	136	5680	14.5	13.49	26.18%	0.939	1.185	-
		Top side_ with optional battery	0	136	5680	14.5	13.49	26.18%	0.893	1.127	-
		Left side	0	104	5520	14.5	14.02	11.69%	0.0222	0.025	-
		Right side	0	104	5520	14.5	14.02	11.69%	0.0195	0.022	-
		Bottom side	0	104	5520	14.5	14.02	11.69%	0.0179	0.020	-
	WLAN802.11 ac(80M) 5.6G	Back side	0	138	5690	14	13.72	6.66%	0.123	0.131	-
		Top side	0	122	5610	14	12.09	55.24%	0.696	1.080	-
		Top side	0	138	5690	14	13.72	6.66%	1.06	1.131	340
		Left side	0	138	5690	14	13.72	6.66%	0.0228	0.024	-
		Right side	0	138	5690	14	13.72	6.66%	0.0317	0.034	-
	WLAN802.11 ac(80M) 5.8G	Bottom side	0	138	5690	14	13.72	6.66%	0.016	0.017	-
		Back side	0	155	5775	14	13.54	11.17%	0.153	0.170	-
		Top side	0	155	5775	14	13.54	11.17%	0.937	1.042	341
		Top side_ with optional battery	0	155	5775	14	13.54	11.17%	0.907	1.008	-
		Top side*	0	155	5775	14	13.54	11.17%	0.915	1.017	-
		Left side	0	155	5775	14	13.54	11.17%	0.0154	0.017	-
		Right side	0	155	5775	14	13.54	11.17%	0.0353	0.039	-
	Bottom side	0	155	5775	14	13.54	11.17%	0.0276	0.031	-	

\* - repeated at the highest SAR measurement according to the KDB 865664 D01

Unless otherwise stated the results shown in this test report refer only to the sample(s) tested and such sample(s) are retained for 90 days only.

除非另有說明，此報告結果僅對測試之樣品負責，同時此樣品僅保留90天。本報告未經本公司書面許可，不可部份複製。

This document is issued by the Company subject to its General Conditions of Service printed overleaf, available on request or accessible at [www.sgs.com/terms\\_and\\_conditions.htm](http://www.sgs.com/terms_and_conditions.htm) and, for electronic format documents, subject to Terms and Conditions for Electronic Documents at [www.sgs.com/terms\\_e-document.htm](http://www.sgs.com/terms_e-document.htm). Attention is drawn to the limitation of liability, indemnification and jurisdiction issues defined therein. Any holder of this document is advised that information contained hereon reflects the Company's findings at the time of its intervention only and within the limits of Client's instructions, if any. The Company's sole responsibility is to its Client and this document does not exonerate parties to a transaction from exercising all their rights and obligations under the transaction documents. This document cannot be reproduced except in full, without prior written approval of the Company. Any unauthorized alteration, forgery or falsification of the content or appearance of this document is unlawful and offenders may be prosecuted to the fullest extent of the law.

### WLAN802.11 Aux Antenna

Antenna	Mode	Position	Distance (mm)	CH	Freq. (MHz)	Max. Rated Avg. Power + Max. Tolerance (dBm)	Measured Avg. Power (dBm)	Scaling	Averaged SAR over 1g (W/kg)		Plot page
									Measured	Reported	
Aux	WLAN802.11 b	Back side	0	11	2462	15	15.00	0.00%	0.0878	0.088	-
		Bottom side	0	11	2462	15	15.00	0.00%	0.491	0.491	342
		Bottom side_ with optional battery	0	11	2462	15	15.00	0.00%	0.486	0.486	-
		Left side	0	11	2462	15	15.00	0.00%	0.0312	0.031	-
		Right side	0	11	2462	15	15.00	0.00%	0.0136	0.014	-
		Top side	0	11	2462	15	15.00	0.00%	0.0133	0.013	-
	WLAN802.11 a 5.2G	Back side	0	44	5220	14	13.59	9.90%	0.288	0.317	-
		Bottom side	0	44	5220	14	13.59	9.90%	0.921	1.012	343
		Bottom side_ with optional battery	0	44	5220	14	13.59	9.90%	0.906	0.996	-
		Bottom side*	0	44	5220	14	13.59	9.90%	0.913	1.003	-
		Bottom side	0	48	5240	14	13.46	13.24%	0.849	0.961	-
		Left side	0	44	5220	14	13.59	9.90%	0.039	0.043	-
		Right side	0	44	5220	14	13.59	9.90%	0.0136	0.015	-
		Top side	0	44	5220	14	13.59	9.90%	0.0133	0.015	-
	WLAN802.11 ac(20M) 5.2G	Bottom side	0	40	5200	14	13.54	11.17%	0.854	0.949	344
		Bottom side	0	48	5240	14	13.29	17.76%	0.772	0.909	-
	WLAN802.11 a 5.3G	Back side	0	52	5260	14	13.85	3.51%	0.334	0.346	-
		Bottom side	0	52	5260	14	13.85	3.51%	1.19	1.232	-
		Bottom side	0	56	5280	14	13.65	8.39%	1.36	1.474	345
		Bottom side	0	60	5300	14	13.41	14.55%	1.1	1.260	-
		Bottom side	0	64	5320	11.5	11.06	10.66%	0.854	0.945	-
		Left side	0	52	5260	14	13.85	3.51%	0.0423	0.044	-
		Right side	0	52	5260	14	13.85	3.51%	0.0169	0.017	-
		Top side	0	52	5260	14	13.85	3.51%	0.0181	0.019	-
	WLAN802.11 n(20M) 5.3G	Bottom side	0	52	5260	14	13.56	10.66%	1.21	1.339	-
		Bottom side	0	56	5280	14	13.44	13.76%	1.23	1.399	-
		Bottom side	0	60	5300	13.3	13.27	0.69%	1.45	1.460	346
		Bottom side	0	64	5320	11.5	10.89	15.08%	0.835	0.961	-

\* - repeated at the highest SAR measurement according to the KDB 865664 D01

Unless otherwise stated the results shown in this test report refer only to the sample(s) tested and such sample(s) are retained for 90 days only.

除非另有說明，此報告結果僅對測試之樣品負責，同時此樣品僅保留90天。本報告未經本公司書面許可，不可部份複製。

This document is issued by the Company subject to its General Conditions of Service printed overleaf, available on request or accessible at [www.sgs.com/terms\\_and\\_conditions.htm](http://www.sgs.com/terms_and_conditions.htm) and, for electronic format documents, subject to Terms and Conditions for Electronic Documents at [www.sgs.com/terms\\_e-document.htm](http://www.sgs.com/terms_e-document.htm). Attention is drawn to the limitation of liability, indemnification and jurisdiction issues defined therein. Any holder of this document is advised that information contained hereon reflects the Company's findings at the time of its intervention only and within the limits of Client's instructions, if any. The Company's sole responsibility is to its Client and this document does not exonerate parties to a transaction from exercising all their rights and obligations under the transaction documents. This document cannot be reproduced except in full, without prior written approval of the Company. Any unauthorized alteration, forgery or falsification of the content or appearance of this document is unlawful and offenders may be prosecuted to the fullest extent of the law.



Antenna	Mode	Position	Distance (mm)	CH	Freq. (MHz)	Max. Rated Avg. Power + Max. Tolerance (dBm)	Measured Avg. Power (dBm)	Scaling	Averaged SAR over 1g (W/kg)		Plot page
									Measured	Reported	
Aux	WLAN802.11 ac(20M) 5.3G	Bottom side	0	52	5260	14	13.62	9.14%	0.971	1.060	-
		Bottom side	0	56	5280	13.5	13.48	0.46%	1.41	1.417	347
		Bottom side	0	60	5300	13.5	13.24	6.17%	1.23	1.306	-
		Bottom side	0	64	5320	11.5	10.92	14.29%	0.513	0.586	-
	WLAN802.11 n(40M) 5.3G	Bottom side	0	54	5270	13.7	13.62	1.86%	1.46	1.487	348
		Bottom side_ with optional battery	0	54	5270	13.7	13.62	1.86%	1.38	1.406	-
		Bottom side_ with transceiver	0	54	5270	13.7	13.62	1.86%	1.41	1.436	-
		Bottom side*	0	54	5270	13.7	13.62	1.86%	1.44	1.467	-
		Bottom side*	0	54	5270	13.7	13.62	1.86%	1.42	1.446	-
		Bottom side	0	62	5310	11.5	10.92	14.29%	0.698	0.798	-
	WLAN802.11 ac(40M) 5.3G	Bottom side	0	54	5270	13.5	13.41	2.09%	1.44	1.470	349
		Bottom side	0	62	5310	11.5	10.86	15.88%	0.781	0.905	-
	WLAN802.11 a 5.6G	Back side	0	136	5680	14.5	14.04	11.17%	0.247	0.275	-
		Bottom side	0	104	5520	13.5	12.8	17.49%	1.09	1.281	-
		Bottom side	0	120	5600	14.5	13.42	28.23%	1.1	1.411	350
		Bottom side_ with optional battery	0	120	5600	14.5	13.42	28.23%	1.07	1.372	-
		Bottom side_ with transceiver	0	120	5600	14.5	13.42	28.23%	1.02	1.308	-
		Bottom side*	0	120	5600	14.5	13.42	28.23%	1.05	1.346	-
		Bottom side	0	136	5680	14.5	14.04	11.17%	0.781	0.868	-
		Bottom side	0	140	5700	11.5	11.31	4.47%	0.469	0.490	-
Left side		0	136	5680	14.5	14.04	11.17%	0.0537	0.060	-	
Right side		0	136	5680	14.5	14.04	11.17%	0.0186	0.021	-	
Top side		0	136	5680	14.5	14.04	11.17%	0.0223	0.025	-	
WLAN802.11 n(20M) 5.6G	Bottom side	0	136	5680	14	13.79	4.95%	0.879	0.923	351	
WLAN802.11 ac(20M) 5.6G	Bottom side	0	136	5680	14	13.95	1.16%	0.631	0.638	352	

\* - repeated at the highest SAR measurement according to the KDB 865664 D01

Unless otherwise stated the results shown in this test report refer only to the sample(s) tested and such sample(s) are retained for 90 days only.

除非另有說明，此報告結果僅對測試之樣品負責，同時此樣品僅保留90天。本報告未經本公司書面許可，不可部份複製。

This document is issued by the Company subject to its General Conditions of Service printed overleaf, available on request or accessible at [www.sgs.com/terms\\_and\\_conditions.htm](http://www.sgs.com/terms_and_conditions.htm) and, for electronic format documents, subject to Terms and Conditions for Electronic Documents at [www.sgs.com/terms\\_e-document.htm](http://www.sgs.com/terms_e-document.htm). Attention is drawn to the limitation of liability, indemnification and jurisdiction issues defined therein. Any holder of this document is advised that information contained hereon reflects the Company's findings at the time of its intervention only and within the limits of Client's instructions, if any. The Company's sole responsibility is to its Client and this document does not exonerate parties to a transaction from exercising all their rights and obligations under the transaction documents. This document cannot be reproduced except in full, without prior written approval of the Company. Any unauthorized alteration, forgery or falsification of the content or appearance of this document is unlawful and offenders may be prosecuted to the fullest extent of the law.

Antenna	Mode	Position	Distance (mm)	CH	Freq. (MHz)	Max. Rated Avg. Power + Max. Tolerance (dBm)	Measured Avg. Power (dBm)	Scaling	Averaged SAR over 1g (W/kg)		Plot page
									Measured	Reported	
Aux	WLAN802.11 n(40M) 5.6G	Back side	0	134	5670	14.5	13.89	15.08%	0.269	0.310	
		Bottom side	0	110	5550	14.5	12.96	42.56%	0.477	0.680	-
		Bottom side	0	134	5670	14.5	13.89	15.08%	0.913	1.051	353
		Left side	0	134	5670	14.5	13.89	15.08%	0.0512	0.059	-
		Right side	0	134	5670	14.5	13.89	15.08%	0.0179	0.021	-
		Top side	0	134	5670	14.5	13.89	15.08%	0.0163	0.019	-
	WLAN802.11 ac(40M) 5.6G	Back side	0	142	5710	14.5	14.36	3.28%	0.254	0.262	
		Bottom side	0	126	5630	14.5	13.37	29.72%	0.467	0.606	-
		Bottom side	0	142	5710	14.5	14.36	3.28%	0.784	0.810	354
		Left side	0	142	5710	14.5	14.36	3.28%	0.0463	0.048	-
		Right side	0	142	5710	14.5	14.36	3.28%	0.018	0.019	-
		Top side	0	142	5710	14.5	14.36	3.28%	0.0152	0.016	-
	WLAN802.11 ac(80M) 5.8G	Back side	0	155	5775	14.5	14.46	0.93%	0.205	0.207	-
		Bottom side	0	155	5775	14.5	14.46	0.93%	0.81	0.817	355
		Bottom side_ with optional battery	0	155	5775	14.5	14.46	0.93%	0.759	0.766	-
		Bottom side_ with transceiver	0	155	5775	14.5	14.46	0.93%	0.796	0.803	-
		Bottom side*	0	155	5775	14.5	14.46	0.93%	0.788	0.795	-
		Left side	0	155	5775	14.5	14.46	0.93%	0.0377	0.038	-
		Right side	0	155	5775	14.5	14.46	0.93%	0.0173	0.017	-
		Top side	0	155	5775	14.5	14.46	0.93%	0.0128	0.013	-

\* - repeated at the highest SAR measurement according to the KDB 865664 D01

Unless otherwise stated the results shown in this test report refer only to the sample(s) tested and such sample(s) are retained for 90 days only.

除非另有說明，此報告結果僅對測試之樣品負責，同時此樣品僅保留90天。本報告未經本公司書面許可，不可部份複製。

This document is issued by the Company subject to its General Conditions of Service printed overleaf, available on request or accessible at [www.sgs.com/terms\\_and\\_conditions.htm](http://www.sgs.com/terms_and_conditions.htm) and, for electronic format documents, subject to Terms and Conditions for Electronic Documents at [www.sgs.com/terms\\_e-document.htm](http://www.sgs.com/terms_e-document.htm). Attention is drawn to the limitation of liability, indemnification and jurisdiction issues defined therein. Any holder of this document is advised that information contained hereon reflects the Company's findings at the time of its intervention only and within the limits of Client's instructions, if any. The Company's sole responsibility is to its Client and this document does not exonerate parties to a transaction from exercising all their rights and obligations under the transaction documents. This document cannot be reproduced except in full, without prior written approval of the Company. Any unauthorized alteration, forgery or falsification of the content or appearance of this document is unlawful and offenders may be prosecuted to the fullest extent of the law.

### Transceiver

Joint 2		Position	Distance (mm)	CH	Freq. (MHz)	Max. Rated Avg. Power + Max. Tolerance (dBm)	Measured Avg. Power (dBm)	Scaling	Averaged SAR over 1g (W/kg)		Plot page
Degree	Direction								Measured	Reported	
0 degree	-	Back side	0	74	2471	19	18.95	1.16%	0.613	0.620	356
		Back side_ with optional battery	0	74	2471	19	18.95	1.16%	0.206	0.208	-
		Left side	0	74	2471	19	18.95	1.16%	0.0143	0.014	-
		Right side	0	74	2471	19	18.95	1.16%	0.0028	0.003	-
		Bottom side	0	74	2471	19	18.95	1.16%	0.00821	0.008	-
		Back side	5	74	2471	19	18.95	1.16%	0.131	0.133	-
45 degree	-Y	Back side	0	74	2471	19	18.95	1.16%	0.33	0.334	-
		Left side	0	74	2471	19	18.95	1.16%	0.00475	0.005	-
		Right side	0	74	2471	19	18.95	1.16%	0.00095	0.001	-
		Bottom side	0	74	2471	19	18.95	1.16%	0.00062	0.001	-
		Back side	5	74	2471	19	18.95	1.16%	0.174	0.176	-
	+Y	Back side	0	74	2471	19	18.95	1.16%	0.365	0.369	-
		Right side	0	74	2471	19	18.95	1.16%	0.0012	0.001	-
		Bottom side	0	74	2471	19	18.95	1.16%	0.00696	0.007	-
		Back side	5	74	2471	19	18.95	1.16%	0.109	0.110	-
	+X	Left side	0	74	2471	19	18.95	1.16%	0.00624	0.006	-
		Right side	0	74	2471	19	18.95	1.16%	0.00256	0.003	-
		Bottom side	0	74	2471	19	18.95	1.16%	0.000411	0.0004	-
90 degree	-Y	Back side	0	74	2471	19	18.95	1.16%	0.129	0.130	-
		Top side	0	74	2471	19	18.95	1.16%	0.334	0.338	-
		Left side	0	74	2471	19	18.95	1.16%	0.00037	0.0004	-
		Right side	0	74	2471	19	18.95	1.16%	0.00038	0.0004	-
		Bottom side	0	74	2471	19	18.95	1.16%	0.000593	0.001	-
		Back side	5	74	2471	19	18.95	1.16%	0.0675	0.068	-
	+Y	Back side	0	74	2471	19	18.95	1.16%	0.518	0.524	-
		Top side	0	74	2471	19	18.95	1.16%	0.208	0.210	-
		Right side	0	74	2471	19	18.95	1.16%	0.00027	0.0003	-
		Bottom side	0	74	2471	19	18.95	1.16%	0.00053	0.001	-
		Back side	5	74	2471	19	18.95	1.16%	0.113	0.114	-
	+X	Top side	0	74	2471	19	18.95	1.16%	0.167	0.169	-
		Left side	0	74	2471	19	18.95	1.16%	0.00413	0.004	-
		Right side	0	74	2471	19	18.95	1.16%	0.00046	0.0005	-
		Bottom side	0	74	2471	19	18.95	1.16%	0.00247	0.002	-

Unless otherwise stated the results shown in this test report refer only to the sample(s) tested and such sample(s) are retained for 90 days only.

除非另有說明，此報告結果僅對測試之樣品負責，同時此樣品僅保留90天。本報告未經本公司書面許可，不可部份複製。

This document is issued by the Company subject to its General Conditions of Service printed overleaf, available on request or accessible at [www.sgs.com/terms\\_and\\_conditions.htm](http://www.sgs.com/terms_and_conditions.htm) and, for electronic format documents, subject to Terms and Conditions for Electronic Documents at [www.sgs.com/terms\\_e-document.htm](http://www.sgs.com/terms_e-document.htm). Attention is drawn to the limitation of liability, indemnification and jurisdiction issues defined therein. Any holder of this document is advised that information contained hereon reflects the Company's findings at the time of its intervention only and within the limits of Client's instructions, if any. The Company's sole responsibility is to its Client and this document does not exonerate parties to a transaction from exercising all their rights and obligations under the transaction documents. This document cannot be reproduced except in full, without prior written approval of the Company. Any unauthorized alteration, forgery or falsification of the content or appearance of this document is unlawful and offenders may be prosecuted to the fullest extent of the law.

## Bluetooth

Antenna	Mode	Position	Distance (mm)	CH	Freq. (MHz)	Max. Rated Avg. Power + Max. Tolerance	Measured Avg. Power (dBm)	Scaling	Averaged SAR over 1g (W/kg)		Plot page
									Measured	Reported	
Aux	BT	Back side	0	78	2480	6	5.25	18.85%	0.0115	0.014	-
		Top side	0	78	2480	6	5.25	18.85%	0.0000288	0.00003	-
		Left side	0	78	2480	6	5.25	18.85%	0.00455	0.005	-
		Right side	0	78	2480	6	5.25	18.85%	0.00193	0.002	-
		Bottom side	0	0	2402	6	4.72	34.28%	0.0107	0.014	-
		Bottom side	0	39	2441	6	5.09	23.31%	0.0141	0.017	-
		Bottom side	0	78	2480	6	5.25	18.85%	0.0585	0.070	357
		bottom side_ with optional battery	0	78	2480	6	5.25	18.85%	0.0515	0.061	-
		bottom side_ with transceiver	0	78	2480	6	5.25	18.85%	0.0455	0.054	-

Unless otherwise stated the results shown in this test report refer only to the sample(s) tested and such sample(s) are retained for 90 days only.

除非另有說明，此報告結果僅對測試之樣品負責，同時此樣品僅保留90天。本報告未經本公司書面許可，不可部份複製。

This document is issued by the Company subject to its General Conditions of Service printed overleaf, available on request or accessible at [www.sgs.com/terms\\_and\\_conditions.htm](http://www.sgs.com/terms_and_conditions.htm) and, for electronic format documents, subject to Terms and Conditions for Electronic Documents at [www.sgs.com/terms\\_e-document.htm](http://www.sgs.com/terms_e-document.htm). Attention is drawn to the limitation of liability, indemnification and jurisdiction issues defined therein. Any holder of this document is advised that information contained hereon reflects the Company's findings at the time of its intervention only and within the limits of Client's instructions, if any. The Company's sole responsibility is to its Client and this document does not exonerate parties to a transaction from exercising all their rights and obligations under the transaction documents. This document cannot be reproduced except in full, without prior written approval of the Company. Any unauthorized alteration, forgery or falsification of the content or appearance of this document is unlawful and offenders may be prosecuted to the fullest extent of the law.

### 3. Simultaneous Transmission Analysis

**Simultaneous Transmission Scenarios:**

Simultaneous Transmit Configurations	Body
GPRS850/1900 + 2.4/5GHz WLAN Main	Yes
GPRS850/1900 + 2.4/5GHz WLAN Aux	Yes
GPRS850/1900 + 2.4/5GHz WLAN MIMO	Yes
GPRS850/1900 + Transceiver	Yes
GPRS850/1900 + 2.4/5GHz WLAN Main + Transceiver	Yes
GPRS850/1900 + 2.4/5GHz WLAN Aux + Transceiver	Yes
<b>GPRS850/1900 + 2.4/5GHz WLAN MIMO + Transceiver</b>	Yes
WCDMA B2/5 + 2.4/5GHz WLAN Main	Yes
WCDMA B2/5 + 2.4/5GHz WLAN Aux	Yes
WCDMA B2/5 + 2.4/5GHz WLAN MIMO	Yes
WCDMA B2/5 + Transceiver	Yes
WCDMA B2/5 + 2.4/5GHz WLAN Main + Transceiver	Yes
WCDMA B2/5 + 2.4/5GHz WLAN Aux + Transceiver	Yes
<b>WCDMA B2/4/5 + 2.4/5GHz WLAN MIMO + Transceiver</b>	Yes
LTE B2/4/5/13/17/25 + 2.4/5GHz WLAN Main	Yes
LTE B2/4/5/13/17/25 + 2.4/5GHz WLAN Aux	Yes
LTE B2/4/5/13/17/25 + 2.4/5GHz WLAN MIMO	Yes
LTE B2/4/5/13/17/25 + Transceiver	Yes
LTE B2/4/5/13/17/25 + 2.4/5GHz WLAN Main + Transceiver	Yes
LTE B2/4/5/13/17/25 + 2.4/5GHz WLAN Aux + Transceiver	Yes
<b>LTE B2/4/5/13/17/25 + 2.4/5GHz WLAN MIMO + Transceiver</b>	Yes
CDMA BC0/BC1/10 + 2.4/5GHz WLAN Main	Yes
CDMA BC0/BC1/10 + 2.4/5GHz WLAN Aux	Yes
CDMA BC0/BC1/10 + 2.4/5GHz WLAN MIMO	Yes
CDMA BC0/BC1/10 + Transceiver	Yes
CDMA BC0/BC1/10 + 2.4/5GHz WLAN Main + Transceiver	Yes
CDMA BC0/BC1/10 + 2.4/5GHz WLAN Aux + Transceiver	Yes
<b>CDMA BC0/BC1/10 + 2.4/5GHz WLAN MIMO + Transceiver</b>	Yes
<b>GPRS850/1900 + 2.4/5GHz WLAN Main + BT + Transceiver</b>	Yes
<b>WCDMA B2/5 + 2.4/5GHz WLAN Main + BT + Transceiver</b>	Yes
<b>LTE B2/4/5/13/17/25 + 2.4/5GHz WLAN Main + BT + Transceiver</b>	Yes
<b>CDMA BC0/BC1/BC10 + 2.4/5GHz WLAN Main + BT + Transceiver</b>	Yes

Note:

- WWAN, WLAN and transceiver may transmit simultaneously.
- Bluetooth and WLAN Aux share the same antenna path, and BT can't transmit with WLAN Aux simultaneously.
- For 2.4/5GHz WLAN Main and Aux antennas, the maximum output power of each antenna during simultaneous transmission (for 802.11n/ac) is much less than that used in stand-alone transmission (for 802.11a/b/g/n/ac), so it is more conservative to use the sum of 1-g SAR provision in KDB447498D01 to exclude the SAR measurement for 802.11n/ac MIMO.
- There are so many combination for simultaneous transmission, we choose the worst cases (all transmitters transmit simultaneously at maximum power) to do the simultaneous transmission analysis to capture the worst cases.
- For the simultaneous transmission analysis in BT part, the simultaneous transmission for

Unless otherwise stated the results shown in this test report refer only to the sample(s) tested and such sample(s) are retained for 90 days only.

除非另有說明，此報告結果僅對測試之樣品負責，同時此樣品僅保留90天。本報告未經本公司書面許可，不可部份複製。

This document is issued by the Company subject to its General Conditions of Service printed overleaf, available on request or accessible at [www.sgs.com/terms\\_and\\_conditions.htm](http://www.sgs.com/terms_and_conditions.htm) and, for electronic format documents, subject to Terms and Conditions for Electronic Documents at [www.sgs.com/terms\\_e-document.htm](http://www.sgs.com/terms_e-document.htm). Attention is drawn to the limitation of liability, indemnification and jurisdiction issues defined therein. Any holder of this document is advised that information contained hereon reflects the Company's findings at the time of its intervention only and within the limits of Client's instructions, if any. The Company's sole responsibility is to its Client and this document does not exonerate parties to a transaction from exercising all their rights and obligations under the transaction documents. This document cannot be reproduced except in full, without prior written approval of the Company. Any unauthorized alteration, forgery or falsification of the content or appearance of this document is unlawful and offenders may be prosecuted to the fullest extent of the law.

### 3.1 Estimated SAR calculation

According to KDB447498 D01v05 – When standalone SAR test exclusion applies to an antenna that transmits simultaneously with other antennas, the standalone SAR must be estimated according to following to determine simultaneous transmission SAR test exclusion:

$$\text{Estimated SAR} = \frac{\text{Max. tune up power(mW)}}{\text{Min. test separation distance(mm)}} \times \frac{\sqrt{f(\text{GHz})}}{7.5}$$

If the minimum test separation distance is < 5mm, a distance of 5mm is used for estimated SAR calculation. When the test separation distance is >50mm, the 0.4W/kg is used for SAR-1g.

### 3.2 SPLSR evaluation and analysis

Per KDB447498D01, when the sum of SAR is larger than the limit, SAR test exclusion is determined by the SAR sum to peak location separation ratio(SPLSR).

The simultaneous transmitting antennas in each operating mode and exposure condition combination must be considered one pair at a time to determine the SAR to peak location separation ratio to qualify for test exclusion.

The ratio is determined by  $(\text{SAR1} + \text{SAR2})^{1.5}/R_i$ , rounded to two decimal digits, and must be  $\leq 0.04$  for all antenna pairs in the configuration to qualify for 1-g SAR test exclusion.

SAR1 and SAR2 are the highest reported or estimated SAR for each antenna in the pair, and  $R_i$  is the separation distance between the peak SAR locations for the antenna pair in mm.

When standalone test exclusion applies, SAR is estimated; the peak location is assumed to be at the feed-point or geometric center of the antenna.

Unless otherwise stated the results shown in this test report refer only to the sample(s) tested and such sample(s) are retained for 90 days only.

除非另有說明，此報告結果僅對測試之樣品負責，同時此樣品僅保留90天。本報告未經本公司書面許可，不可部份複製。

This document is issued by the Company subject to its General Conditions of Service printed overleaf, available on request or accessible at [www.sgs.com/terms\\_and\\_conditions.htm](http://www.sgs.com/terms_and_conditions.htm) and, for electronic format documents, subject to Terms and Conditions for Electronic Documents at [www.sgs.com/terms\\_e-document.htm](http://www.sgs.com/terms_e-document.htm). Attention is drawn to the limitation of liability, indemnification and jurisdiction issues defined therein. Any holder of this document is advised that information contained hereon reflects the Company's findings at the time of its intervention only and within the limits of Client's instructions, if any. The Company's sole responsibility is to its Client and this document does not exonerate parties to a transaction from exercising all their rights and obligations under the transaction documents. This document cannot be reproduced except in full, without prior written approval of the Company. Any unauthorized alteration, forgery or falsification of the content or appearance of this document is unlawful and offenders may be prosecuted to the fullest extent of the law.

**GPRS 850 + 2.4GHz WLAN MIMO + Transceiver**

No.	Conditions	Position	Distance (mm)	Max. WWAN	Max. WLAN Main	Max. WLAN Aux	Max. Transceiver	SAR Sum	SPLSR
1	850	Back side	0	0.493	0.045	0.088	0.62	1.246	$\Sigma$ SAR<1.6, Not required
		Top side	0	0.202	0.226	0.013	0.338	0.779	$\Sigma$ SAR<1.6, Not required
		Bottom side	0	0.038	0.005	0.491	0.008	0.542	$\Sigma$ SAR<1.6, Not required
		Left side	0	0.022	0.024	0.031	0.014	0.091	$\Sigma$ SAR<1.6, Not required
		Right side	0	0.019	0.017	0.014	0.003	0.053	$\Sigma$ SAR<1.6, Not required

Unless otherwise stated the results shown in this test report refer only to the sample(s) tested and such sample(s) are retained for 90 days only.

除非另有說明，此報告結果僅對測試之樣品負責，同時此樣品僅保留90天。本報告未經本公司書面許可，不可部份複製。

This document is issued by the Company subject to its General Conditions of Service printed overleaf, available on request or accessible at [www.sgs.com/terms\\_and\\_conditions.htm](http://www.sgs.com/terms_and_conditions.htm) and, for electronic format documents, subject to Terms and Conditions for Electronic Documents at [www.sgs.com/terms\\_e-document.htm](http://www.sgs.com/terms_e-document.htm). Attention is drawn to the limitation of liability, indemnification and jurisdiction issues defined therein. Any holder of this document is advised that information contained hereon reflects the Company's findings at the time of its intervention only and within the limits of Client's instructions, if any. The Company's sole responsibility is to its Client and this document does not exonerate parties to a transaction from exercising all their rights and obligations under the transaction documents. This document cannot be reproduced except in full, without prior written approval of the Company. Any unauthorized alteration, forgery or falsification of the content or appearance of this document is unlawful and offenders may be prosecuted to the fullest extent of the law.

**GPRS 1900 + 2.4GHz WLAN MIMO + Transceiver**

No.	Conditions	Position	Distance (mm)	Max. WWAN	Max. WLAN Main	Max. WLAN Aux	Max. Transceiver	SAR Sum	SPLSR
2	1900	Back side	0	0.89	0.045	0.088	0.62	<b>1.643</b>	Analyzed as below
		Top side	0	0.727	0.226	0.013	0.338	1.304	ΣSAR<1.6, Not required
		Bottom side	0	0.037	0.005	0.491	0.008	0.541	ΣSAR<1.6, Not required
		Left side	0	0.02	0.024	0.031	0.014	0.089	ΣSAR<1.6, Not required
		Right side	0	0.029	0.017	0.014	0.003	0.063	ΣSAR<1.6, Not required

**SPLSR GPRS1900 & WLAN Main**

Conditions	Position	SAR Value (W/kg)	Coordinates (cm)			ΣSAR (W/kg)	Peak Location Separation Distance (mm)	SPLSR	Simultaneous Transmission SAR Test
			x	y	z				
GPRS 1900	Back side	0.89	9.30	-3.45	-0.10	0.935	85.4	0.011	SPLSR<0.04, Not required
WLAN Main b CH11		0.045	8.68	5.04	0.53				



**WWAN Main**

Unless otherwise stated the results shown in this test report refer only to the sample(s) tested and such sample(s) are retained for 90 days only.

除非另有說明，此報告結果僅對測試之樣品負責，同時此樣品僅保留90天。本報告未經本公司書面許可，不可部份複製。

This document is issued by the Company subject to its General Conditions of Service printed overleaf, available on request or accessible at [www.sgs.com/terms\\_and\\_conditions.htm](http://www.sgs.com/terms_and_conditions.htm) and, for electronic format documents, subject to Terms and Conditions for Electronic Documents at [www.sgs.com/terms\\_e-document.htm](http://www.sgs.com/terms_e-document.htm). Attention is drawn to the limitation of liability, indemnification and jurisdiction issues defined therein. Any holder of this document is advised that information contained hereon reflects the Company's findings at the time of its intervention only and within the limits of Client's instructions, if any. The Company's sole responsibility is to its Client and this document does not exonerate parties to a transaction from exercising all their rights and obligations under the transaction documents. This document cannot be reproduced except in full, without prior written approval of the Company. Any unauthorized alteration, forgery or falsification of the content or appearance of this document is unlawful and offenders may be prosecuted to the fullest extent of the law.



## SPLSR GPRS1900 & WLAN Aux

Conditions	Position	SAR Value (W/kg)	Coordinates (cm)			ΣSAR (W/kg)	Peak Location Separation Distance (mm)	SPLSR	Simultaneous Transmission SAR Test
			x	y	z				
GPRS 1900	Back side	0.89	9.30	-3.45	-0.10	0.978	199.6	0.005	SPLSR<0.04, Not required
WLAN Aux b CH11		0.088	-9.72	-9.46	0.57				

Aux



WWAN

## SPLSR GPRS1900 & Transceiver

Conditions	Position	SAR Value (W/kg)	Coordinates (cm)			ΣSAR (W/kg)	Peak Location Separation Distance (mm)	SPLSR	Simultaneous Transmission SAR Test
			x	y	z				
GPRS 1900	Back side	0.89	9.30	-3.45	-0.10	1.51	73.3	0.025	SPLSR<0.04, Not required
Transceiver		0.62	13.00	-9.78	-0.17				



Transceiver WWAN

Unless otherwise stated the results shown in this test report refer only to the sample(s) tested and such sample(s) are retained for 90 days only.

除非另有說明，此報告結果僅對測試之樣品負責，同時此樣品僅保留90天。本報告未經本公司書面許可，不可部份複製。

This document is issued by the Company subject to its General Conditions of Service printed overleaf, available on request or accessible at [www.sgs.com/terms\\_and\\_conditions.htm](http://www.sgs.com/terms_and_conditions.htm) and, for electronic format documents, subject to Terms and Conditions for Electronic Documents at [www.sgs.com/terms\\_e-document.htm](http://www.sgs.com/terms_e-document.htm). Attention is drawn to the limitation of liability, indemnification and jurisdiction issues defined therein. Any holder of this document is advised that information contained hereon reflects the Company's findings at the time of its intervention only and within the limits of Client's instructions, if any. The Company's sole responsibility is to its Client and this document does not exonerate parties to a transaction from exercising all their rights and obligations under the transaction documents. This document cannot be reproduced except in full, without prior written approval of the Company. Any unauthorized alteration, forgery or falsification of the content or appearance of this document is unlawful and offenders may be prosecuted to the fullest extent of the law.

**SPLSR WLAN Main & WLAN Aux**

Conditions	Position	SAR Value (W/kg)	Coordinates (cm)			ΣSAR (W/kg)	Peak Location Separation Distance (mm)	SPLSR	Simultaneous Transmission SAR Test
			x	y	z				
WLAN Main b CH11	Back side	0.045	8.68	5.04	0.53	0.133	234.3	0.000	SPLSR<0.04, Not required
WLAN Aux b CH11		0.088	-9.72	-9.46	0.57				

**Aux**

**Main**
**SPLSR WLAN Main & Transceiver**

Conditions	Position	SAR Value (W/kg)	Coordinates (cm)			ΣSAR (W/kg)	Peak Location Separation Distance (mm)	SPLSR	Simultaneous Transmission SAR Test
			x	y	z				
WLAN Main b CH11	Back side	0.045	8.68	5.04	0.53	0.665	154.5	0.004	SPLSR<0.04, Not required
Transceiver		0.62	13.00	-9.78	-0.17				


**Transceiver**
**Main**

Unless otherwise stated the results shown in this test report refer only to the sample(s) tested and such sample(s) are retained for 90 days only.

除非另有說明，此報告結果僅對測試之樣品負責，同時此樣品僅保留90天。本報告未經本公司書面許可，不可部份複製。

This document is issued by the Company subject to its General Conditions of Service printed overleaf, available on request or accessible at [www.sgs.com/terms\\_and\\_conditions.htm](http://www.sgs.com/terms_and_conditions.htm) and, for electronic format documents, subject to Terms and Conditions for Electronic Documents at [www.sgs.com/terms\\_e-document.htm](http://www.sgs.com/terms_e-document.htm). Attention is drawn to the limitation of liability, indemnification and jurisdiction issues defined therein. Any holder of this document is advised that information contained hereon reflects the Company's findings at the time of its intervention only and within the limits of Client's instructions, if any. The Company's sole responsibility is to its Client and this document does not exonerate parties to a transaction from exercising all their rights and obligations under the transaction documents. This document cannot be reproduced except in full, without prior written approval of the Company. Any unauthorized alteration, forgery or falsification of the content or appearance of this document is unlawful and offenders may be prosecuted to the fullest extent of the law.

## SPLSR WLAN Aux & Transceiver

Conditions	Position	SAR Value (W/kg)	Coordinates (cm)			ΣSAR (W/kg)	Peak Location Separation Distance (mm)	SPLSR	Simultaneous Transmission SAR Test
			x	y	z				
WLAN Aux b CH11	Back side	0.088	-9.72	-9.46	0.57	0.708	227.3	0.003	SPLSR<0.04, Not required
Transceiver		0.62	13.00	-9.78	-0.17				

Aux



Transceiver

Unless otherwise stated the results shown in this test report refer only to the sample(s) tested and such sample(s) are retained for 90 days only.

除非另有說明，此報告結果僅對測試之樣品負責，同時此樣品僅保留90天。本報告未經本公司書面許可，不可部份複製。

This document is issued by the Company subject to its General Conditions of Service printed overleaf, available on request or accessible at [www.sgs.com/terms\\_and\\_conditions.htm](http://www.sgs.com/terms_and_conditions.htm) and, for electronic format documents, subject to Terms and Conditions for Electronic Documents at [www.sgs.com/terms\\_e-document.htm](http://www.sgs.com/terms_e-document.htm). Attention is drawn to the limitation of liability, indemnification and jurisdiction issues defined therein. Any holder of this document is advised that information contained hereon reflects the Company's findings at the time of its intervention only and within the limits of Client's instructions, if any. The Company's sole responsibility is to its Client and this document does not exonerate parties to a transaction from exercising all their rights and obligations under the transaction documents. This document cannot be reproduced except in full, without prior written approval of the Company. Any unauthorized alteration, forgery or falsification of the content or appearance of this document is unlawful and offenders may be prosecuted to the fullest extent of the law.

### WCDMA Band II + 2.4GHz WLAN MIMO + Transceiver

No.	Conditions	Position	Distance (mm)	Max. WWAN	Max. WLAN Main	Max. WLAN Aux	Max. Transceiver	SAR Sum	SPLSR
3	WCDMA B2	Back side	0	0.941	0.045	0.088	0.62	<b>1.694</b>	Analyzed as below
		Top side	0	0.664	0.226	0.013	0.338	1.241	ΣSAR<1.6, Not required
		Bottom side	0	0.043	0.005	0.491	0.008	0.547	ΣSAR<1.6, Not required
		Left side	0	0.008	0.024	0.031	0.014	0.077	ΣSAR<1.6, Not required
		Right side	0	0.02	0.017	0.014	0.003	0.054	ΣSAR<1.6, Not required

### SPLSR WCDMA B2 & WLAN Main

Conditions	Position	SAR Value (W/kg)	Coordinates (cm)			ΣSAR (W/kg)	Peak Location Separation Distance (mm)	SPLSR	Simultaneous Transmission SAR Test
			x	y	z				
WCDMA B2	Back side	0.941	9.30	-3.45	-0.10	0.986	85.4	0.011	SPLSR<0.04, Not required
WLAN Main b CH11		0.045	8.68	5.04	0.53				



WWAN

Main

Unless otherwise stated the results shown in this test report refer only to the sample(s) tested and such sample(s) are retained for 90 days only.

除非另有說明，此報告結果僅對測試之樣品負責，同時此樣品僅保留90天。本報告未經本公司書面許可，不可部份複製。

This document is issued by the Company subject to its General Conditions of Service printed overleaf, available on request or accessible at [www.sgs.com/terms\\_and\\_conditions.htm](http://www.sgs.com/terms_and_conditions.htm) and, for electronic format documents, subject to Terms and Conditions for Electronic Documents at [www.sgs.com/terms\\_e-document.htm](http://www.sgs.com/terms_e-document.htm). Attention is drawn to the limitation of liability, indemnification and jurisdiction issues defined therein. Any holder of this document is advised that information contained hereon reflects the Company's findings at the time of its intervention only and within the limits of Client's instructions, if any. The Company's sole responsibility is to its Client and this document does not exonerate parties to a transaction from exercising all their rights and obligations under the transaction documents. This document cannot be reproduced except in full, without prior written approval of the Company. Any unauthorized alteration, forgery or falsification of the content or appearance of this document is unlawful and offenders may be prosecuted to the fullest extent of the law.

### SPLSR WCDMA B2 & WLAN Aux

Conditions	Position	SAR Value (W/kg)	Coordinates (cm)			ΣSAR (W/kg)	Peak Location Separation Distance (mm)	SPLSR	Simultaneous Transmission SAR Test
			x	y	z				
WCDMA B2	Back side	0.941	9.30	-3.45	-0.10	1.029	199.6	0.005	SPLSR<0.04, Not required
WLAN Aux b CH11		0.088	-9.72	-9.46	0.57				

Aux



WWAN Aux

### SPLSR WCDMA B2 & Transceiver

Conditions	Position	SAR Value (W/kg)	Coordinates (cm)			ΣSAR (W/kg)	Peak Location Separation Distance (mm)	SPLSR	Simultaneous Transmission SAR Test
			x	y	z				
WCDMA B2	Back side	0.941	9.30	-3.45	-0.10	1.561	73.3	0.027	SPLSR<0.04, Not required
Transceiver		0.62	13.00	-9.78	-0.17				



Transceiver

WWAN

Unless otherwise stated the results shown in this test report refer only to the sample(s) tested and such sample(s) are retained for 90 days only.

除非另有說明，此報告結果僅對測試之樣品負責，同時此樣品僅保留90天。本報告未經本公司書面許可，不可部份複製。

This document is issued by the Company subject to its General Conditions of Service printed overleaf, available on request or accessible at [www.sgs.com/terms\\_and\\_conditions.htm](http://www.sgs.com/terms_and_conditions.htm) and, for electronic format documents, subject to Terms and Conditions for Electronic Documents at [www.sgs.com/terms\\_e-document.htm](http://www.sgs.com/terms_e-document.htm). Attention is drawn to the limitation of liability, indemnification and jurisdiction issues defined therein. Any holder of this document is advised that information contained hereon reflects the Company's findings at the time of its intervention only and within the limits of Client's instructions, if any. The Company's sole responsibility is to its Client and this document does not exonerate parties to a transaction from exercising all their rights and obligations under the transaction documents. This document cannot be reproduced except in full, without prior written approval of the Company. Any unauthorized alteration, forgery or falsification of the content or appearance of this document is unlawful and offenders may be prosecuted to the fullest extent of the law.

**SPLSR WLAN Main & WLAN Aux**

Conditions	Position	SAR Value (W/kg)	Coordinates (cm)			ΣSAR (W/kg)	Peak Location Separation Distance (mm)	SPLSR	Simultaneous Transmission SAR Test
			x	y	z				
WLAN Main b CH11	Back side	0.045	8.68	5.04	0.53	0.133	234.3	0.000	SPLSR<0.04, Not required
WLAN Aux b CH11		0.088	-9.72	-9.46	0.57				

**Aux**

**Main**
**SPLSR WLAN Main & Transceiver**

Conditions	Position	SAR Value (W/kg)	Coordinates (cm)			ΣSAR (W/kg)	Peak Location Separation Distance (mm)	SPLSR	Simultaneous Transmission SAR Test
			x	y	z				
WLAN Main b CH11	Back side	0.045	8.68	5.04	0.53	0.665	154.5	0.004	SPLSR<0.04, Not required
Transceiver		0.62	13.00	-9.78	-0.17				


**Transceiver**
**Main**

Unless otherwise stated the results shown in this test report refer only to the sample(s) tested and such sample(s) are retained for 90 days only.

除非另有說明，此報告結果僅對測試之樣品負責，同時此樣品僅保留90天。本報告未經本公司書面許可，不可部份複製。

This document is issued by the Company subject to its General Conditions of Service printed overleaf, available on request or accessible at [www.sgs.com/terms\\_and\\_conditions.htm](http://www.sgs.com/terms_and_conditions.htm) and, for electronic format documents, subject to Terms and Conditions for Electronic Documents at [www.sgs.com/terms\\_e-document.htm](http://www.sgs.com/terms_e-document.htm). Attention is drawn to the limitation of liability, indemnification and jurisdiction issues defined therein. Any holder of this document is advised that information contained hereon reflects the Company's findings at the time of its intervention only and within the limits of Client's instructions, if any. The Company's sole responsibility is to its Client and this document does not exonerate parties to a transaction from exercising all their rights and obligations under the transaction documents. This document cannot be reproduced except in full, without prior written approval of the Company. Any unauthorized alteration, forgery or falsification of the content or appearance of this document is unlawful and offenders may be prosecuted to the fullest extent of the law.

## SPLSR WLAN Aux & Transceiver

Conditions	Position	SAR Value (W/kg)	Coordinates (cm)			ΣSAR (W/kg)	Peak Location Separation Distance (mm)	SPLSR	Simultaneous Transmission SAR Test
			x	y	z				
WLAN Aux b CH11	Back side	0.088	-9.72	-9.46	0.57	0.708	227.3	0.003	SPLSR<0.04, Not required
Transceiver		0.62	13.00	-9.78	-0.17				

Aux



Transceiver

Unless otherwise stated the results shown in this test report refer only to the sample(s) tested and such sample(s) are retained for 90 days only.

除非另有說明，此報告結果僅對測試之樣品負責，同時此樣品僅保留90天。本報告未經本公司書面許可，不可部份複製。

This document is issued by the Company subject to its General Conditions of Service printed overleaf, available on request or accessible at [www.sgs.com/terms\\_and\\_conditions.htm](http://www.sgs.com/terms_and_conditions.htm) and, for electronic format documents, subject to Terms and Conditions for Electronic Documents at [www.sgs.com/terms\\_e-document.htm](http://www.sgs.com/terms_e-document.htm). Attention is drawn to the limitation of liability, indemnification and jurisdiction issues defined therein. Any holder of this document is advised that information contained hereon reflects the Company's findings at the time of its intervention only and within the limits of Client's instructions, if any. The Company's sole responsibility is to its Client and this document does not exonerate parties to a transaction from exercising all their rights and obligations under the transaction documents. This document cannot be reproduced except in full, without prior written approval of the Company. Any unauthorized alteration, forgery or falsification of the content or appearance of this document is unlawful and offenders may be prosecuted to the fullest extent of the law.

### WCDMA Band IV + 2.4GHz WLAN MIMO + Transceiver

No.	Conditions	Position	Distance (mm)	Max. WWAN	Max. WLAN Main	Max. WLAN Aux	Max. Transceiver	SAR Sum	SPLSR
4	WCDMA B4	Back side	0	0.944	0.045	0.088	0.62	<b>1.697</b>	Analyzed as below
		Top side	0	0.871	0.226	0.013	0.338	1.448	$\Sigma$ SAR<1.6, Not required
		Bottom side	0	0.032	0.005	0.491	0.008	0.536	$\Sigma$ SAR<1.6, Not required
		Left side	0	0.027	0.024	0.031	0.014	0.096	$\Sigma$ SAR<1.6, Not required
		Right side	0	0.014	0.017	0.014	0.003	0.048	$\Sigma$ SAR<1.6, Not required

### SPLSR WCDMA B4 & WLAN Main

Conditions	Position	SAR Value (W/kg)	Coordinates (cm)			$\Sigma$ SAR (W/kg)	Peak Location Separation Distance (mm)	SPLSR	Simultaneous Transmission SAR Test
			x	y	z				
WCDMA B4	Back side	0.944	9.75	-2.40	-0.10	0.989	75.4	0.013	SPLSR<0.04, Not required
WLAN Main b CH11		0.045	8.68	5.04	0.53				



WWAN Main

Unless otherwise stated the results shown in this test report refer only to the sample(s) tested and such sample(s) are retained for 90 days only.

除非另有說明，此報告結果僅對測試之樣品負責，同時此樣品僅保留90天。本報告未經本公司書面許可，不可部份複製。

This document is issued by the Company subject to its General Conditions of Service printed overleaf, available on request or accessible at [www.sgs.com/terms\\_and\\_conditions.htm](http://www.sgs.com/terms_and_conditions.htm) and, for electronic format documents, subject to Terms and Conditions for Electronic Documents at [www.sgs.com/terms\\_e-document.htm](http://www.sgs.com/terms_e-document.htm). Attention is drawn to the limitation of liability, indemnification and jurisdiction issues defined therein. Any holder of this document is advised that information contained hereon reflects the Company's findings at the time of its intervention only and within the limits of Client's instructions, if any. The Company's sole responsibility is to its Client and this document does not exonerate parties to a transaction from exercising all their rights and obligations under the transaction documents. This document cannot be reproduced except in full, without prior written approval of the Company. Any unauthorized alteration, forgery or falsification of the content or appearance of this document is unlawful and offenders may be prosecuted to the fullest extent of the law.



### SPLSR WCDMA B4 & WLAN Aux

Conditions	Position	SAR Value (W/kg)	Coordinates (cm)			ΣSAR (W/kg)	Peak Location Separation Distance (mm)	SPLSR	Simultaneous Transmission SAR Test
			x	y	z				
WCDMA B4	Back side	0.944	9.75	-2.40	-0.10	1.032	207.2	0.005	SPLSR<0.04, Not required
WLAN Aux b CH11		0.088	-9.72	-9.46	0.57				

Aux



WWAN

### SPLSR WCDMA B4 & Transceiver

Conditions	Position	SAR Value (W/kg)	Coordinates (cm)			ΣSAR (W/kg)	Peak Location Separation Distance (mm)	SPLSR	Simultaneous Transmission SAR Test
			x	y	z				
WCDMA B4	Back side	0.944	9.75	-2.40	-0.10	1.564	80.6	0.024	SPLSR<0.04, Not required
Transceiver		0.62	13.00	-9.78	-0.17				



Transceiver

WWAN

Unless otherwise stated the results shown in this test report refer only to the sample(s) tested and such sample(s) are retained for 90 days only. 除非另有說明，此報告結果僅對測試之樣品負責，同時此樣品僅保留90天。本報告未經本公司書面許可，不可部份複製。

This document is issued by the Company subject to its General Conditions of Service printed overleaf, available on request or accessible at [www.sgs.com/terms\\_and\\_conditions.htm](http://www.sgs.com/terms_and_conditions.htm) and, for electronic format documents, subject to Terms and Conditions for Electronic Documents at [www.sgs.com/terms\\_e-document.htm](http://www.sgs.com/terms_e-document.htm). Attention is drawn to the limitation of liability, indemnification and jurisdiction issues defined therein. Any holder of this document is advised that information contained hereon reflects the Company's findings at the time of its intervention only and within the limits of Client's instructions, if any. The Company's sole responsibility is to its Client and this document does not exonerate parties to a transaction from exercising all their rights and obligations under the transaction documents. This document cannot be reproduced except in full, without prior written approval of the Company. Any unauthorized alteration, forgery or falsification of the content or appearance of this document is unlawful and offenders may be prosecuted to the fullest extent of the law.

### SPLSR WLAN Main & WLAN Aux

Conditions	Position	SAR Value (W/kg)	Coordinates (cm)			ΣSAR (W/kg)	Peak Location Separation Distance (mm)	SPLSR	Simultaneous Transmission SAR Test
			x	y	z				
WLAN Main b CH11	Back side	0.045	8.68	5.04	0.53	0.133	234.3	0.000	SPLSR<0.04, Not required
WLAN Aux b CH11		0.088	-9.72	-9.46	0.57				

Aux



Main

### SPLSR WLAN Main & Transceiver

Conditions	Position	SAR Value (W/kg)	Coordinates (cm)			ΣSAR (W/kg)	Peak Location Separation Distance (mm)	SPLSR	Simultaneous Transmission SAR Test
			x	y	z				
WLAN Main b CH11	Back side	0.045	8.68	5.04	0.53	0.665	154.5	0.004	SPLSR<0.04, Not required
Transceiver		0.62	13.00	-9.78	-0.17				



Transceiver

Main

Unless otherwise stated the results shown in this test report refer only to the sample(s) tested and such sample(s) are retained for 90 days only.  
除非另有說明，此報告結果僅對測試之樣品負責，同時此樣品僅保留90天。本報告未經本公司書面許可，不可部份複製。

This document is issued by the Company subject to its General Conditions of Service printed overleaf, available on request or accessible at [www.sgs.com/terms\\_and\\_conditions.htm](http://www.sgs.com/terms_and_conditions.htm) and, for electronic format documents, subject to Terms and Conditions for Electronic Documents at [www.sgs.com/terms\\_e-document.htm](http://www.sgs.com/terms_e-document.htm). Attention is drawn to the limitation of liability, indemnification and jurisdiction issues defined therein. Any holder of this document is advised that information contained hereon reflects the Company's findings at the time of its intervention only and within the limits of Client's instructions, if any. The Company's sole responsibility is to its Client and this document does not exonerate parties to a transaction from exercising all their rights and obligations under the transaction documents. This document cannot be reproduced except in full, without prior written approval of the Company. Any unauthorized alteration, forgery or falsification of the content or appearance of this document is unlawful and offenders may be prosecuted to the fullest extent of the law.

## SPLSR WLAN Aux & Transceiver

Conditions	Position	SAR Value (W/kg)	Coordinates (cm)			ΣSAR (W/kg)	Peak Location Separation Distance (mm)	SPLSR	Simultaneous Transmission SAR Test
			x	y	z				
WLAN Aux b CH11	Back side	0.088	-9.72	-9.46	0.57	0.708	227.3	0.003	SPLSR<0.04, Not required
Transceiver		0.62	13.00	-9.78	-0.17				

Aux



Transceiver

Unless otherwise stated the results shown in this test report refer only to the sample(s) tested and such sample(s) are retained for 90 days only.

除非另有說明，此報告結果僅對測試之樣品負責，同時此樣品僅保留90天。本報告未經本公司書面許可，不可部份複製。

This document is issued by the Company subject to its General Conditions of Service printed overleaf, available on request or accessible at [www.sgs.com/terms\\_and\\_conditions.htm](http://www.sgs.com/terms_and_conditions.htm) and, for electronic format documents, subject to Terms and Conditions for Electronic Documents at [www.sgs.com/terms\\_e-document.htm](http://www.sgs.com/terms_e-document.htm). Attention is drawn to the limitation of liability, indemnification and jurisdiction issues defined therein. Any holder of this document is advised that information contained hereon reflects the Company's findings at the time of its intervention only and within the limits of Client's instructions, if any. The Company's sole responsibility is to its Client and this document does not exonerate parties to a transaction from exercising all their rights and obligations under the transaction documents. This document cannot be reproduced except in full, without prior written approval of the Company. Any unauthorized alteration, forgery or falsification of the content or appearance of this document is unlawful and offenders may be prosecuted to the fullest extent of the law.

**WCDMA Band V + 2.4GHz WLAN MIMO + Transceiver**

No.	Conditions	Position	Distance (mm)	Max. WWAN	Max. WLAN Main	Max. WLAN Aux	Max. Transceiver	SAR Sum	SPLSR
5	WCDMA B5	Back side	0	0.377	0.045	0.088	0.62	1.13	$\Sigma$ SAR<1.6, Not required
		Top side	0	0.363	0.226	0.013	0.338	0.94	$\Sigma$ SAR<1.6, Not required
		Bottom side	0	0.037	0.005	0.491	0.008	0.541	$\Sigma$ SAR<1.6, Not required
		Left side	0	0.01	0.024	0.031	0.014	0.079	$\Sigma$ SAR<1.6, Not required
		Right side	0	0.006	0.017	0.014	0.003	0.04	$\Sigma$ SAR<1.6, Not required

**CDMA / EVDO BC0 + 2.4GHz WLAN MIMO + Transceiver**

No.	Conditions	Position	Distance (mm)	Max. WWAN	Max. WLAN Main	Max. WLAN Aux	Max. Transceiver	SAR Sum	SPLSR
6	EVDO BC0	Back side	0	0.369	0.045	0.088	0.62	1.122	$\Sigma$ SAR<1.6, Not required
		Top side	0	0.338	0.226	0.013	0.338	0.915	$\Sigma$ SAR<1.6, Not required
		Bottom side	0	0.035	0.005	0.491	0.008	0.539	$\Sigma$ SAR<1.6, Not required
		Left side	0	0.003	0.024	0.031	0.014	0.072	$\Sigma$ SAR<1.6, Not required
		Right side	0	0.005	0.017	0.014	0.003	0.039	$\Sigma$ SAR<1.6, Not required

Unless otherwise stated the results shown in this test report refer only to the sample(s) tested and such sample(s) are retained for 90 days only.

除非另有說明，此報告結果僅對測試之樣品負責，同時此樣品僅保留90天。本報告未經本公司書面許可，不可部份複製。

This document is issued by the Company subject to its General Conditions of Service printed overleaf, available on request or accessible at [www.sgs.com/terms\\_and\\_conditions.htm](http://www.sgs.com/terms_and_conditions.htm) and, for electronic format documents, subject to Terms and Conditions for Electronic Documents at [www.sgs.com/terms\\_e-document.htm](http://www.sgs.com/terms_e-document.htm). Attention is drawn to the limitation of liability, indemnification and jurisdiction issues defined therein. Any holder of this document is advised that information contained hereon reflects the Company's findings at the time of its intervention only and within the limits of Client's instructions, if any. The Company's sole responsibility is to its Client and this document does not exonerate parties to a transaction from exercising all their rights and obligations under the transaction documents. This document cannot be reproduced except in full, without prior written approval of the Company. Any unauthorized alteration, forgery or falsification of the content or appearance of this document is unlawful and offenders may be prosecuted to the fullest extent of the law.

**CDMA / EVDO BC1 + 2.4GHz WLAN MIMO + Transceiver**

No.	Conditions	Position	Distance (mm)	Max. WWAN	Max. WLAN Main	Max. WLAN Aux	Max. Transceiver	SAR Sum	SPLSR
7	EVDO BC1	Back side	0	0.691	0.045	0.088	0.62	1.444	$\Sigma$ SAR<1.6, Not required
		Top side	0	0.581	0.226	0.013	0.338	1.158	$\Sigma$ SAR<1.6, Not required
		Bottom side	0	0.049	0.005	0.491	0.008	0.553	$\Sigma$ SAR<1.6, Not required
		Left side	0	0.021	0.024	0.031	0.014	0.09	$\Sigma$ SAR<1.6, Not required
		Right side	0	0.029	0.017	0.014	0.003	0.063	$\Sigma$ SAR<1.6, Not required

**CDMA / EVDO BC10 + 2.4GHz WLAN MIMO + Transceiver**

No.	Conditions	Position	Distance (mm)	Max. WWAN	Max. WLAN Main	Max. WLAN Aux	Max. Transceiver	SAR Sum	SPLSR
8	EVDO BC10	Back side	0	0.364	0.045	0.088	0.62	1.117	$\Sigma$ SAR<1.6, Not required
		Top side	0	0.355	0.226	0.013	0.338	0.932	$\Sigma$ SAR<1.6, Not required
		Bottom side	0	0.045	0.005	0.491	0.008	0.549	$\Sigma$ SAR<1.6, Not required
		Left side	0	0.004	0.024	0.031	0.014	0.073	$\Sigma$ SAR<1.6, Not required
		Right side	0	0.002	0.017	0.014	0.003	0.036	$\Sigma$ SAR<1.6, Not required

Unless otherwise stated the results shown in this test report refer only to the sample(s) tested and such sample(s) are retained for 90 days only.

除非另有說明，此報告結果僅對測試之樣品負責，同時此樣品僅保留90天。本報告未經本公司書面許可，不可部份複製。

This document is issued by the Company subject to its General Conditions of Service printed overleaf, available on request or accessible at [www.sgs.com/terms\\_and\\_conditions.htm](http://www.sgs.com/terms_and_conditions.htm) and, for electronic format documents, subject to Terms and Conditions for Electronic Documents at [www.sgs.com/terms\\_e-document.htm](http://www.sgs.com/terms_e-document.htm). Attention is drawn to the limitation of liability, indemnification and jurisdiction issues defined therein. Any holder of this document is advised that information contained hereon reflects the Company's findings at the time of its intervention only and within the limits of Client's instructions, if any. The Company's sole responsibility is to its Client and this document does not exonerate parties to a transaction from exercising all their rights and obligations under the transaction documents. This document cannot be reproduced except in full, without prior written approval of the Company. Any unauthorized alteration, forgery or falsification of the content or appearance of this document is unlawful and offenders may be prosecuted to the fullest extent of the law.

### LTE FDD Band II + 2.4GHz WLAN MIMO + Transceiver

No.	Conditions	Position	Distance (mm)	Max. WWAN	Max. WLAN Main	Max. WLAN Aux	Max. Transceiver	SAR Sum	SPLSR
9	LTE B2	Back side	0	1.182	0.045	0.088	0.62	<b>1.935</b>	Analyzed as below
		Top side	0	0.914	0.226	0.013	0.338	1.491	$\Sigma$ SAR<1.6, Not required
		Bottom side	0	0.045	0.005	0.491	0.008	0.549	$\Sigma$ SAR<1.6, Not required
		Left side	0	0.011	0.024	0.031	0.014	0.08	$\Sigma$ SAR<1.6, Not required
		Right side	0	0.024	0.017	0.014	0.003	0.058	$\Sigma$ SAR<1.6, Not required

### SPLSR LTE Band 2 & WLAN Main

Conditions	Position	SAR Value (W/kg)	Coordinates (cm)			$\Sigma$ SAR (W/kg)	Peak Location Separation Distance (mm)	SPLSR	Simultaneous Transmission SAR Test
			x	y	z				
LTE B2	Back side	1.182	9.46	-3.51	-0.19	1.227	86.2	0.016	SPLSR<0.04, Not required
WLAN Main b CH11		0.045	8.68	5.04	0.53				



WWAN Main

Unless otherwise stated the results shown in this test report refer only to the sample(s) tested and such sample(s) are retained for 90 days only.

除非另有說明，此報告結果僅對測試之樣品負責，同時此樣品僅保留90天。本報告未經本公司書面許可，不可部份複製。

This document is issued by the Company subject to its General Conditions of Service printed overleaf, available on request or accessible at [www.sgs.com/terms\\_and\\_conditions.htm](http://www.sgs.com/terms_and_conditions.htm) and, for electronic format documents, subject to Terms and Conditions for Electronic Documents at [www.sgs.com/terms\\_e-document.htm](http://www.sgs.com/terms_e-document.htm). Attention is drawn to the limitation of liability, indemnification and jurisdiction issues defined therein. Any holder of this document is advised that information contained hereon reflects the Company's findings at the time of its intervention only and within the limits of Client's instructions, if any. The Company's sole responsibility is to its Client and this document does not exonerate parties to a transaction from exercising all their rights and obligations under the transaction documents. This document cannot be reproduced except in full, without prior written approval of the Company. Any unauthorized alteration, forgery or falsification of the content or appearance of this document is unlawful and offenders may be prosecuted to the fullest extent of the law.

### SPLSR LTE Band 2 & WLAN Aux

Conditions	Position	SAR Value (W/kg)	Coordinates (cm)			ΣSAR (W/kg)	Peak Location Separation Distance (mm)	SPLSR	Simultaneous Transmission SAR Test
			x	y	z				
LTE B2	Back side	1.182	9.46	-3.51	-0.19	1.27	201	0.007	SPLSR<0.04, Not required
WLAN Aux b CH11		0.088	-9.72	-9.46	0.57				

Axu



WWAN

### SPLSR LTE Band 2 & Transceiver

Conditions	Position	SAR Value (W/kg)	Coordinates (cm)			ΣSAR (W/kg)	Peak Location Separation Distance (mm)	SPLSR	Simultaneous Transmission SAR Test
			x	y	z				
LTE B2	Back side	1.182	9.46	-3.51	-0.19	1.802	72	0.034	SPLSR<0.04, Not required
Transceiver		0.62	13.00	-9.78	-0.17				



Transceiver WWAN

Unless otherwise stated the results shown in this test report refer only to the sample(s) tested and such sample(s) are retained for 90 days only.

除非另有說明，此報告結果僅對測試之樣品負責，同時此樣品僅保留90天。本報告未經本公司書面許可，不可部份複製。

This document is issued by the Company subject to its General Conditions of Service printed overleaf, available on request or accessible at [www.sgs.com/terms\\_and\\_conditions.htm](http://www.sgs.com/terms_and_conditions.htm) and, for electronic format documents, subject to Terms and Conditions for Electronic Documents at [www.sgs.com/terms\\_e-document.htm](http://www.sgs.com/terms_e-document.htm). Attention is drawn to the limitation of liability, indemnification and jurisdiction issues defined therein. Any holder of this document is advised that information contained hereon reflects the Company's findings at the time of its intervention only and within the limits of Client's instructions, if any. The Company's sole responsibility is to its Client and this document does not exonerate parties to a transaction from exercising all their rights and obligations under the transaction documents. This document cannot be reproduced except in full, without prior written approval of the Company. Any unauthorized alteration, forgery or falsification of the content or appearance of this document is unlawful and offenders may be prosecuted to the fullest extent of the law.

**SPLSR WLAN Main & WLAN Aux**

Conditions	Position	SAR Value (W/kg)	Coordinates (cm)			ΣSAR (W/kg)	Peak Location Separation Distance (mm)	SPLSR	Simultaneous Transmission SAR Test
			x	y	z				
WLAN Main b CH11	Back side	0.045	8.68	5.04	0.53	0.133	234.3	0.000	SPLSR<0.04, Not required
WLAN Aux b CH11		0.088	-9.72	-9.46	0.57				

**Aux**

**Main**
**SPLSR WLAN Main & Transceiver**

Conditions	Position	SAR Value (W/kg)	Coordinates (cm)			ΣSAR (W/kg)	Peak Location Separation Distance (mm)	SPLSR	Simultaneous Transmission SAR Test
			x	y	z				
WLAN Main b CH11	Back side	0.045	8.68	5.04	0.53	0.665	154.5	0.004	SPLSR<0.04, Not required
Transceiver		0.62	13.00	-9.78	-0.17				


**Transceiver**
**Main**

Unless otherwise stated the results shown in this test report refer only to the sample(s) tested and such sample(s) are retained for 90 days only.

除非另有說明，此報告結果僅對測試之樣品負責，同時此樣品僅保留90天。本報告未經本公司書面許可，不可部份複製。

This document is issued by the Company subject to its General Conditions of Service printed overleaf, available on request or accessible at [www.sgs.com/terms\\_and\\_conditions.htm](http://www.sgs.com/terms_and_conditions.htm) and, for electronic format documents, subject to Terms and Conditions for Electronic Documents at [www.sgs.com/terms\\_e-document.htm](http://www.sgs.com/terms_e-document.htm). Attention is drawn to the limitation of liability, indemnification and jurisdiction issues defined therein. Any holder of this document is advised that information contained hereon reflects the Company's findings at the time of its intervention only and within the limits of Client's instructions, if any. The Company's sole responsibility is to its Client and this document does not exonerate parties to a transaction from exercising all their rights and obligations under the transaction documents. This document cannot be reproduced except in full, without prior written approval of the Company. Any unauthorized alteration, forgery or falsification of the content or appearance of this document is unlawful and offenders may be prosecuted to the fullest extent of the law.



## SPLSR WLAN Aux & Transceiver

Conditions	Position	SAR Value (W/kg)	Coordinates (cm)			ΣSAR (W/kg)	Peak Location Separation Distance (mm)	SPLSR	Simultaneous Transmission SAR Test
			x	y	z				
WLAN Aux b CH11	Back side	0.088	-9.72	-9.46	0.57	0.708	227.3	0.003	SPLSR<0.04, Not required
Transceiver		0.62	13.00	-9.78	-0.17				

Aux



Transceiver

Unless otherwise stated the results shown in this test report refer only to the sample(s) tested and such sample(s) are retained for 90 days only.

除非另有說明，此報告結果僅對測試之樣品負責，同時此樣品僅保留90天。本報告未經本公司書面許可，不可部份複製。

This document is issued by the Company subject to its General Conditions of Service printed overleaf, available on request or accessible at [www.sgs.com/terms\\_and\\_conditions.htm](http://www.sgs.com/terms_and_conditions.htm) and, for electronic format documents, subject to Terms and Conditions for Electronic Documents at [www.sgs.com/terms\\_e-document.htm](http://www.sgs.com/terms_e-document.htm). Attention is drawn to the limitation of liability, indemnification and jurisdiction issues defined therein. Any holder of this document is advised that information contained hereon reflects the Company's findings at the time of its intervention only and within the limits of Client's instructions, if any. The Company's sole responsibility is to its Client and this document does not exonerate parties to a transaction from exercising all their rights and obligations under the transaction documents. This document cannot be reproduced except in full, without prior written approval of the Company. Any unauthorized alteration, forgery or falsification of the content or appearance of this document is unlawful and offenders may be prosecuted to the fullest extent of the law.

### LTE FDD Band IV + 2.4GHz WLAN MIMO + Transceiver

No.	Conditions	Position	Distance (mm)	Max. WWAN	Max. WLAN Main	Max. WLAN Aux	Max. Transceiver	SAR Sum	SPLSR
10	LTE B4	Back side	0	0.797	0.045	0.088	0.62	1.55	$\Sigma$ SAR<1.6, Not required
		Top side	0	0.983	0.226	0.013	0.338	1.56	$\Sigma$ SAR<1.6, Not required
		Bottom side	0	0.0.31	0.005	0.491	0.008	0.535	$\Sigma$ SAR<1.6, Not required
		Left side	0	0.014	0.024	0.031	0.014	0.083	$\Sigma$ SAR<1.6, Not required
		Right side	0	0.012	0.017	0.014	0.003	0.046	$\Sigma$ SAR<1.6, Not required

### LTE FDD Band V + 2.4GHz WLAN MIMO + Transceiver

No.	Conditions	Position	Distance (mm)	Max. WWAN	Max. WLAN Main	Max. WLAN Aux	Max. Transceiver	SAR Sum	SPLSR
11	LTE B5	Back side	0	0.49	0.045	0.088	0.62	1.243	$\Sigma$ SAR<1.6, Not required
		Top side	0	0.234	0.226	0.013	0.338	0.811	$\Sigma$ SAR<1.6, Not required
		Bottom side	0	0.041	0.005	0.491	0.008	0.545	$\Sigma$ SAR<1.6, Not required
		Left side	0	0.02	0.024	0.031	0.014	0.089	$\Sigma$ SAR<1.6, Not required
		Right side	0	0.012	0.017	0.014	0.003	0.046	$\Sigma$ SAR<1.6, Not required

Unless otherwise stated the results shown in this test report refer only to the sample(s) tested and such sample(s) are retained for 90 days only.

除非另有說明，此報告結果僅對測試之樣品負責，同時此樣品僅保留90天。本報告未經本公司書面許可，不可部份複製。

This document is issued by the Company subject to its General Conditions of Service printed overleaf, available on request or accessible at [www.sgs.com/terms\\_and\\_conditions.htm](http://www.sgs.com/terms_and_conditions.htm) and, for electronic format documents, subject to Terms and Conditions for Electronic Documents at [www.sgs.com/terms\\_e-document.htm](http://www.sgs.com/terms_e-document.htm). Attention is drawn to the limitation of liability, indemnification and jurisdiction issues defined therein. Any holder of this document is advised that information contained hereon reflects the Company's findings at the time of its intervention only and within the limits of Client's instructions, if any. The Company's sole responsibility is to its Client and this document does not exonerate parties to a transaction from exercising all their rights and obligations under the transaction documents. This document cannot be reproduced except in full, without prior written approval of the Company. Any unauthorized alteration, forgery or falsification of the content or appearance of this document is unlawful and offenders may be prosecuted to the fullest extent of the law.

**LTE FDD Band XIII + 2.4GHz WLAN MIMO + Transceiver**

No.	Conditions	Position	Distance (mm)	Max. WWAN	Max. WLAN Main	Max. WLAN Aux	Max. Transceiver	SAR Sum	SPLSR
12	LTE B13	Back side	0	0.499	0.045	0.088	0.62	1.252	$\Sigma$ SAR<1.6, Not required
		Top side	0	0.303	0.226	0.013	0.338	0.88	$\Sigma$ SAR<1.6, Not required
		Bottom side	0	0.016	0.005	0.491	0.008	0.52	$\Sigma$ SAR<1.6, Not required
		Left side	0	0.027	0.024	0.031	0.014	0.096	$\Sigma$ SAR<1.6, Not required
		Right side	0	0.006	0.017	0.014	0.003	0.04	$\Sigma$ SAR<1.6, Not required

**LTE FDD Band XVII + 2.4GHz WLAN MIMO + Transceiver**

No.	Conditions	Position	Distance (mm)	Max. WWAN	Max. WLAN Main	Max. WLAN Aux	Max. Transceiver	SAR Sum	SPLSR
13	LTE B17	Back side	0	0.438	0.045	0.088	0.62	1.191	$\Sigma$ SAR<1.6, Not required
		Top side	0	0.359	0.226	0.013	0.338	0.936	$\Sigma$ SAR<1.6, Not required
		Bottom side	0	0.048	0.005	0.491	0.008	0.552	$\Sigma$ SAR<1.6, Not required
		Left side	0	0.049	0.024	0.031	0.014	0.118	$\Sigma$ SAR<1.6, Not required
		Right side	0	0.015	0.017	0.014	0.003	0.049	$\Sigma$ SAR<1.6, Not required

Unless otherwise stated the results shown in this test report refer only to the sample(s) tested and such sample(s) are retained for 90 days only.

除非另有說明，此報告結果僅對測試之樣品負責，同時此樣品僅保留90天。本報告未經本公司書面許可，不可部份複製。

This document is issued by the Company subject to its General Conditions of Service printed overleaf, available on request or accessible at [www.sgs.com/terms\\_and\\_conditions.htm](http://www.sgs.com/terms_and_conditions.htm) and, for electronic format documents, subject to Terms and Conditions for Electronic Documents at [www.sgs.com/terms\\_e-document.htm](http://www.sgs.com/terms_e-document.htm). Attention is drawn to the limitation of liability, indemnification and jurisdiction issues defined therein. Any holder of this document is advised that information contained hereon reflects the Company's findings at the time of its intervention only and within the limits of Client's instructions, if any. The Company's sole responsibility is to its Client and this document does not exonerate parties to a transaction from exercising all their rights and obligations under the transaction documents. This document cannot be reproduced except in full, without prior written approval of the Company. Any unauthorized alteration, forgery or falsification of the content or appearance of this document is unlawful and offenders may be prosecuted to the fullest extent of the law.

### LTE FDD Band XXV + 2.4GHz WLAN MIMO + Transceiver

No.	Conditions	Position	Distance (mm)	Max. WWAN	Max. WLAN Main	Max. WLAN Aux	Max. Transceiver	SAR Sum	SPLSR
14	LTE B25	Back side	0	0.946	0.045	0.088	0.62	<b>1.699</b>	Analyzed as below
		Top side	0	0.73	0.226	0.013	0.338	1.307	$\Sigma$ SAR<1.6, Not required
		Bottom side	0	0.039	0.005	0.491	0.008	0.543	$\Sigma$ SAR<1.6, Not required
		Left side	0	0.001	0.024	0.031	0.014	0.07	$\Sigma$ SAR<1.6, Not required
		Right side	0	0.005	0.017	0.014	0.003	0.039	$\Sigma$ SAR<1.6, Not required

### SPLSR LTE Band 25 & WLAN Main

Conditions	Position	SAR Value (W/kg)	Coordinates (cm)			$\Sigma$ SAR (W/kg)	Peak Location Separation Distance (mm)	SPLSR	Simultaneous Transmission SAR Test
			x	y	z				
LTE B25	Back side	0.946	9.32	-3.67	-0.18	0.991	87.6	0.011	SPLSR<0.04, Not required
WLAN Main b CH11		0.045	8.68	5.04	0.53				



WWAN Main

Unless otherwise stated the results shown in this test report refer only to the sample(s) tested and such sample(s) are retained for 90 days only.


除非另有說明，此報告結果僅對測試之樣品負責，同時此樣品僅保留90天。本報告未經本公司書面許可，不可部份複製。

This document is issued by the Company subject to its General Conditions of Service printed overleaf, available on request or accessible at [www.sgs.com/terms\\_and\\_conditions.htm](http://www.sgs.com/terms_and_conditions.htm) and, for electronic format documents, subject to Terms and Conditions for Electronic Documents at [www.sgs.com/terms\\_e-document.htm](http://www.sgs.com/terms_e-document.htm). Attention is drawn to the limitation of liability, indemnification and jurisdiction issues defined therein. Any holder of this document is advised that information contained hereon reflects the Company's findings at the time of its intervention only and within the limits of Client's instructions, if any. The Company's sole responsibility is to its Client and this document does not exonerate parties to a transaction from exercising all their rights and obligations under the transaction documents. This document cannot be reproduced except in full, without prior written approval of the Company. Any unauthorized alteration, forgery or falsification of the content or appearance of this document is unlawful and offenders may be prosecuted to the fullest extent of the law.

### SPLSR LTE Band 25 & WLAN Aux

Conditions	Position	SAR Value (W/kg)	Coordinates (cm)			ΣSAR (W/kg)	Peak Location Separation Distance (mm)	SPLSR	Simultaneous Transmission SAR Test
			x	y	z				
LTE B25	Back side	0.946	9.32	-3.67	-0.18	1.034	199.2	0.005	SPLSR<0.04, Not required
WLAN Aux b CH11		0.088	-9.72	-9.46	0.57				

Aux



WWAN

### SPLSR LTE Band 25 & Transceiver

Conditions	Position	SAR Value (W/kg)	Coordinates (cm)			ΣSAR (W/kg)	Peak Location Separation Distance (mm)	SPLSR	Simultaneous Transmission SAR Test
			x	y	z				
LTE B25	Back side	0.946	9.32	-3.67	-0.18	1.566	71.3	0.027	SPLSR<0.04, Not required
Transceiver		0.62	13.00	-9.78	-0.17				



Transceiver WWAN

Unless otherwise stated the results shown in this test report refer only to the sample(s) tested and such sample(s) are retained for 90 days only.  
除非另有說明，此報告結果僅對測試之樣品負責，同時此樣品僅保留90天。本報告未經本公司書面許可，不可部份複製。

This document is issued by the Company subject to its General Conditions of Service printed overleaf, available on request or accessible at [www.sgs.com/terms\\_and\\_conditions.htm](http://www.sgs.com/terms_and_conditions.htm) and, for electronic format documents, subject to Terms and Conditions for Electronic Documents at [www.sgs.com/terms\\_e-document.htm](http://www.sgs.com/terms_e-document.htm). Attention is drawn to the limitation of liability, indemnification and jurisdiction issues defined therein. Any holder of this document is advised that information contained hereon reflects the Company's findings at the time of its intervention only and within the limits of Client's instructions, if any. The Company's sole responsibility is to its Client and this document does not exonerate parties to a transaction from exercising all their rights and obligations under the transaction documents. This document cannot be reproduced except in full, without prior written approval of the Company. Any unauthorized alteration, forgery or falsification of the content or appearance of this document is unlawful and offenders may be prosecuted to the fullest extent of the law.


**SPLSR WLAN Main & WLAN Aux**

Conditions	Position	SAR Value (W/kg)	Coordinates (cm)			ΣSAR (W/kg)	Peak Location Separation Distance (mm)	SPLSR	Simultaneous Transmission SAR Test
			x	y	z				
WLAN Main b CH11	Back side	0.045	8.68	5.04	0.53	0.133	234.3	0.000	SPLSR<0.04, Not required
WLAN Aux b CH11		0.088	-9.72	-9.46	0.57				

**Aux**

**Main**
**SPLSR WLAN Main & Transceiver**

Conditions	Position	SAR Value (W/kg)	Coordinates (cm)			ΣSAR (W/kg)	Peak Location Separation Distance (mm)	SPLSR	Simultaneous Transmission SAR Test
			x	y	z				
WLAN Main b CH11	Back side	0.045	8.68	5.04	0.53	0.665	154.5	0.004	SPLSR<0.04, Not required
Transceiver		0.62	13.00	-9.78	-0.17				


**Transceiver**
**Main**

Unless otherwise stated the results shown in this test report refer only to the sample(s) tested and such sample(s) are retained for 90 days only.

除非另有說明，此報告結果僅對測試之樣品負責，同時此樣品僅保留90天。本報告未經本公司書面許可，不可部份複製。

This document is issued by the Company subject to its General Conditions of Service printed overleaf, available on request or accessible at [www.sgs.com/terms\\_and\\_conditions.htm](http://www.sgs.com/terms_and_conditions.htm) and, for electronic format documents, subject to Terms and Conditions for Electronic Documents at [www.sgs.com/terms\\_e-document.htm](http://www.sgs.com/terms_e-document.htm). Attention is drawn to the limitation of liability, indemnification and jurisdiction issues defined therein. Any holder of this document is advised that information contained hereon reflects the Company's findings at the time of its intervention only and within the limits of Client's instructions, if any. The Company's sole responsibility is to its Client and this document does not exonerate parties to a transaction from exercising all their rights and obligations under the transaction documents. This document cannot be reproduced except in full, without prior written approval of the Company. Any unauthorized alteration, forgery or falsification of the content or appearance of this document is unlawful and offenders may be prosecuted to the fullest extent of the law.

## SPLSR WLAN Aux & Transceiver

Conditions	Position	SAR Value (W/kg)	Coordinates (cm)			$\Sigma$ SAR (W/kg)	Peak Location Separation Distance (mm)	SPLSR	Simultaneous Transmission SAR Test
			x	y	z				
WLAN Aux b CH11	Back side	0.088	-9.72	-9.46	0.57	0.708	227.3	0.003	SPLSR<0.04, Not required
Transceiver		0.62	13.00	-9.78	-0.17				

Aux



Transceiver

Unless otherwise stated the results shown in this test report refer only to the sample(s) tested and such sample(s) are retained for 90 days only.

除非另有說明，此報告結果僅對測試之樣品負責，同時此樣品僅保留90天。本報告未經本公司書面許可，不可部份複製。

This document is issued by the Company subject to its General Conditions of Service printed overleaf, available on request or accessible at [www.sgs.com/terms\\_and\\_conditions.htm](http://www.sgs.com/terms_and_conditions.htm) and, for electronic format documents, subject to Terms and Conditions for Electronic Documents at [www.sgs.com/terms\\_e-document.htm](http://www.sgs.com/terms_e-document.htm). Attention is drawn to the limitation of liability, indemnification and jurisdiction issues defined therein. Any holder of this document is advised that information contained hereon reflects the Company's findings at the time of its intervention only and within the limits of Client's instructions, if any. The Company's sole responsibility is to its Client and this document does not exonerate parties to a transaction from exercising all their rights and obligations under the transaction documents. This document cannot be reproduced except in full, without prior written approval of the Company. Any unauthorized alteration, forgery or falsification of the content or appearance of this document is unlawful and offenders may be prosecuted to the fullest extent of the law.

**GPRS 850 + 5GHz WLAN MIMO + Transceiver**

No.	Conditions	Position	Distance (mm)	Max. WWAN	Max. WLAN Main	Max. WLAN Aux	Max. Transceiver	SAR Sum	SPLSR
15	850	Back side	0	0.493	0.17	0.346	0.62	<b>1.629</b>	Analyzed as below
		Top side	0	0.202	1.185	0.025	0.338	<b>1.75</b>	Analyzed as below
		Bottom side	0	0.038	0.031	1.487	0.008	1.564	$\Sigma$ SAR<1.6, Not required
		Left side	0	0.022	0.025	0.06	0.014	0.121	$\Sigma$ SAR<1.6, Not required
		Right side	0	0.019	0.039	0.021	0.003	0.082	$\Sigma$ SAR<1.6, Not required

Unless otherwise stated the results shown in this test report refer only to the sample(s) tested and such sample(s) are retained for 90 days only.

除非另有說明，此報告結果僅對測試之樣品負責，同時此樣品僅保留90天。本報告未經本公司書面許可，不可部份複製。

This document is issued by the Company subject to its General Conditions of Service printed overleaf, available on request or accessible at [www.sgs.com/terms\\_and\\_conditions.htm](http://www.sgs.com/terms_and_conditions.htm) and, for electronic format documents, subject to Terms and Conditions for Electronic Documents at [www.sgs.com/terms\\_e-document.htm](http://www.sgs.com/terms_e-document.htm). Attention is drawn to the limitation of liability, indemnification and jurisdiction issues defined therein. Any holder of this document is advised that information contained hereon reflects the Company's findings at the time of its intervention only and within the limits of Client's instructions, if any. The Company's sole responsibility is to its Client and this document does not exonerate parties to a transaction from exercising all their rights and obligations under the transaction documents. This document cannot be reproduced except in full, without prior written approval of the Company. Any unauthorized alteration, forgery or falsification of the content or appearance of this document is unlawful and offenders may be prosecuted to the fullest extent of the law.



### SPLSR GPRS850 & WLAN Main

Conditions	Position	SAR Value (W/kg)	Coordinates (cm)			ΣSAR (W/kg)	Peak Location Separation Distance (mm)	SPLSR	Simultaneous Transmission SAR Test
			x	y	z				
GPRS 850 CH190	Back side	0.493	9.32	-3.58	-0.29	0.663	83.5	0.006	SPLSR<0.04, Not required
WLAN Main ac(80M) CH155		0.17	9.30	4.72	0.60				



### WWAN Main

Conditions	Position	SAR Value (W/kg)	Coordinates (cm)			ΣSAR (W/kg)	Peak Location Separation Distance (mm)	SPLSR	Simultaneous Transmission SAR Test
			x	y	z				
GPRS 850 CH190	Top side	0.202	-1.19	-1.79	-0.42	1.387	72.5	0.023	SPLSR<0.04, Not required
WLAN Main ac(20M) CH136		1.185	-1.74	5.44	-0.44				



### WWAN Main

Unless otherwise stated the results shown in this test report refer only to the sample(s) tested and such sample(s) are retained for 90 days only.

除非另有說明，此報告結果僅對測試之樣品負責，同時此樣品僅保留90天。本報告未經本公司書面許可，不可部份複製。

This document is issued by the Company subject to its General Conditions of Service printed overleaf, available on request or accessible at [www.sgs.com/terms\\_and\\_conditions.htm](http://www.sgs.com/terms_and_conditions.htm) and, for electronic format documents, subject to Terms and Conditions for Electronic Documents at [www.sgs.com/terms\\_e-document.htm](http://www.sgs.com/terms_e-document.htm). Attention is drawn to the limitation of liability, indemnification and jurisdiction issues defined therein. Any holder of this document is advised that information contained hereon reflects the Company's findings at the time of its intervention only and within the limits of Client's instructions, if any. The Company's sole responsibility is to its Client and this document does not exonerate parties to a transaction from exercising all their rights and obligations under the transaction documents. This document cannot be reproduced except in full, without prior written approval of the Company. Any unauthorized alteration, forgery or falsification of the content or appearance of this document is unlawful and offenders may be prosecuted to the fullest extent of the law.

### SPLSR GPRS850 & WLAN Aux


Conditions	Position	SAR Value (W/kg)	Coordinates (cm)			ΣSAR (W/kg)	Peak Location Separation Distance	SPLSR	Simultaneous Transmission SAR Test
			x	y	z				
GPRS 850 CH190	Back side	0.493	9.32	-3.58	-0.29	0.839	203.7	0.004	SPLSR<0.04, Not required
WLAN Aux a CH52		0.346	-10.20	-9.32	0.61				

Aux



WWAN

Conditions	Position	SAR Value (W/kg)	Coordinates (cm)			ΣSAR (W/kg)	Peak Location Separation Distance	SPLSR	Simultaneous Transmission SAR Test
			x	y	z				
GPRS 850 CH190	Top side	0.202	-1.19	-1.79	-0.42	0.227	22.8	0.005	SPLSR<0.04, Not required
WLAN Aux a CH 136		0.025	-1.50	-2.34	1.77				



Aux WWAN

Unless otherwise stated the results shown in this test report refer only to the sample(s) tested and such sample(s) are retained for 90 days only.

除非另有說明，此報告結果僅對測試之樣品負責，同時此樣品僅保留90天。本報告未經本公司書面許可，不可部份複製。

This document is issued by the Company subject to its General Conditions of Service printed overleaf, available on request or accessible at [www.sgs.com/terms\\_and\\_conditions.htm](http://www.sgs.com/terms_and_conditions.htm) and, for electronic format documents, subject to Terms and Conditions for Electronic Documents at [www.sgs.com/terms\\_e-document.htm](http://www.sgs.com/terms_e-document.htm). Attention is drawn to the limitation of liability, indemnification and jurisdiction issues defined therein. Any holder of this document is advised that information contained hereon reflects the Company's findings at the time of its intervention only and within the limits of Client's instructions, if any. The Company's sole responsibility is to its Client and this document does not exonerate parties to a transaction from exercising all their rights and obligations under the transaction documents. This document cannot be reproduced except in full, without prior written approval of the Company. Any unauthorized alteration, forgery or falsification of the content or appearance of this document is unlawful and offenders may be prosecuted to the fullest extent of the law.

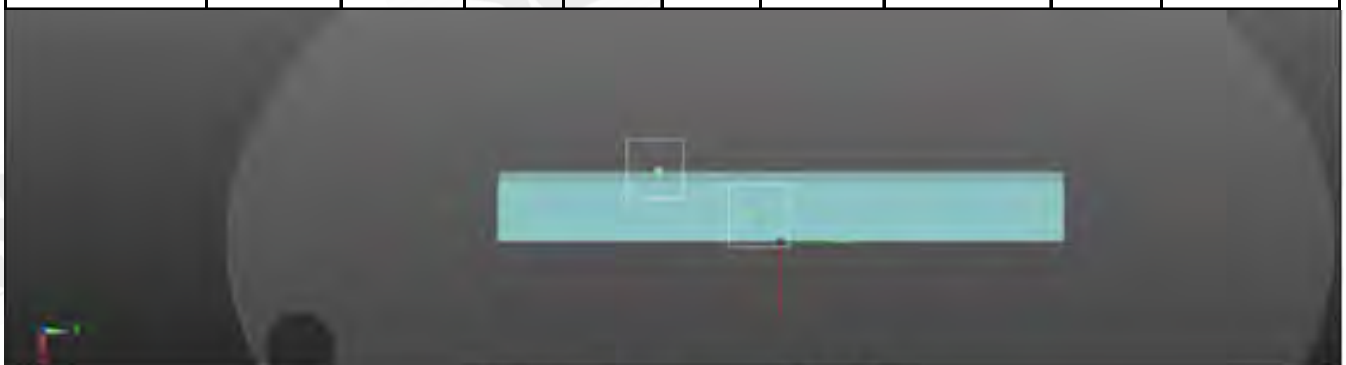
## SPLSR GPRS850 & Transceiver

Conditions	Position	SAR Value (W/kg)	Coordinates (cm)			ΣSAR (W/kg)	Peak Location Separation Distance	SPLSR	Simultaneous Transmission SAR Test
			x	y	z				
GPRS 850 CH190	Back side	0.493	9.32	-3.58	-0.29	1.113	72.1	0.016	SPLSR<0.04, Not required
Transceiver		0.62	13.00	-9.78	-0.17				



## Transceiver WWAN

Conditions	Position	SAR Value (W/kg)	Coordinates (cm)			ΣSAR (W/kg)	Peak Location Separation Distance	SPLSR	Simultaneous Transmission SAR Test
			x	y	z				
GPRS 850 CH190	Top side	0.202	-1.19	-1.79	-0.42	0.54	52.2	0.008	SPLSR<0.04, Not required
Transceiver		0.338	-3.52	-6.46	-0.48				



## Transceiver

## WWAN

Unless otherwise stated the results shown in this test report refer only to the sample(s) tested and such sample(s) are retained for 90 days only.


除非另有說明，此報告結果僅對測試之樣品負責，同時此樣品僅保留90天。本報告未經本公司書面許可，不可部份複製。

This document is issued by the Company subject to its General Conditions of Service printed overleaf, available on request or accessible at [www.sgs.com/terms\\_and\\_conditions.htm](http://www.sgs.com/terms_and_conditions.htm) and, for electronic format documents, subject to Terms and Conditions for Electronic Documents at [www.sgs.com/terms\\_e-document.htm](http://www.sgs.com/terms_e-document.htm). Attention is drawn to the limitation of liability, indemnification and jurisdiction issues defined therein. Any holder of this document is advised that information contained hereon reflects the Company's findings at the time of its intervention only and within the limits of Client's instructions, if any. The Company's sole responsibility is to its Client and this document does not exonerate parties to a transaction from exercising all their rights and obligations under the transaction documents. This document cannot be reproduced except in full, without prior written approval of the Company. Any unauthorized alteration, forgery or falsification of the content or appearance of this document is unlawful and offenders may be prosecuted to the fullest extent of the law.

### SPLSR WLAN Main & WLAN Aux


Conditions	Position	SAR Value (W/kg)	Coordinates (cm)			ΣSAR (W/kg)	Peak Location Separation Distance (mm)	SPLSR	Simultaneous Transmission SAR Test
			x	y	z				
WLAN Main ac(80M) CH155	Back side	0.17	9.30	4.72	0.60	0.516	240.3	0.002	SPLSR<0.04, Not required
WLAN Aux a CH52		0.346	-10.20	-9.32	0.61				

Aux



Main

Conditions	Position	SAR Value (W/kg)	Coordinates (cm)			ΣSAR (W/kg)	Peak Location Separation Distance (mm)	SPLSR	Simultaneous Transmission SAR Test
			x	y	z				
WLAN Main ac(20M) CH136	Top side	1.185	-1.74	5.44	-0.44	1.21	80.9	0.016	SPLSR<0.04, Not required
WLAN Aux a CH 136		0.025	-1.50	-2.34	1.77				



Aux Main

Unless otherwise stated the results shown in this test report refer only to the sample(s) tested and such sample(s) are retained for 90 days only.

除非另有說明，此報告結果僅對測試之樣品負責，同時此樣品僅保留90天。本報告未經本公司書面許可，不可部份複製。

This document is issued by the Company subject to its General Conditions of Service printed overleaf, available on request or accessible at [www.sgs.com/terms\\_and\\_conditions.htm](http://www.sgs.com/terms_and_conditions.htm) and, for electronic format documents, subject to Terms and Conditions for Electronic Documents at [www.sgs.com/terms\\_e-document.htm](http://www.sgs.com/terms_e-document.htm). Attention is drawn to the limitation of liability, indemnification and jurisdiction issues defined therein. Any holder of this document is advised that information contained hereon reflects the Company's findings at the time of its intervention only and within the limits of Client's instructions, if any. The Company's sole responsibility is to its Client and this document does not exonerate parties to a transaction from exercising all their rights and obligations under the transaction documents. This document cannot be reproduced except in full, without prior written approval of the Company. Any unauthorized alteration, forgery or falsification of the content or appearance of this document is unlawful and offenders may be prosecuted to the fullest extent of the law.

### SPLSR WLAN Main & Transceiver

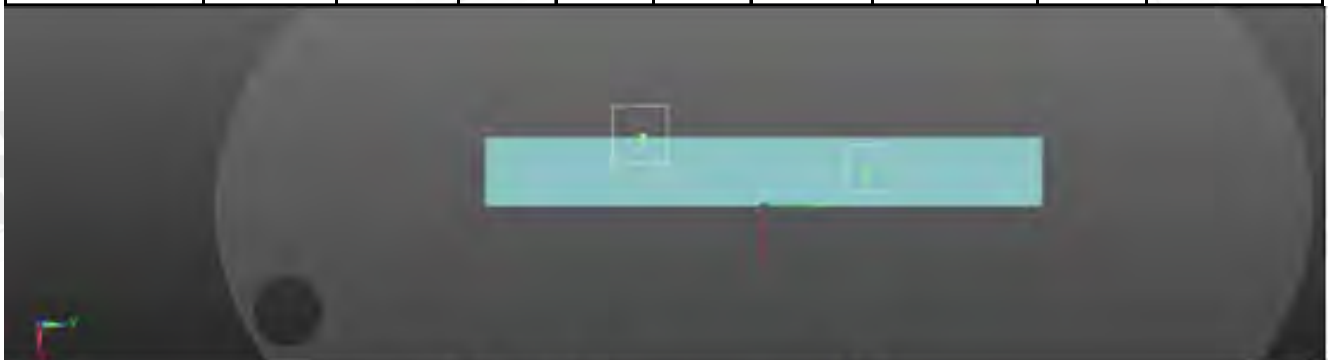
Conditions	Position	SAR Value (W/kg)	Coordinates (cm)			ΣSAR (W/kg)	Peak Location Separation Distance (mm)	SPLSR	Simultaneous Transmission SAR Test
			x	y	z				
WLAN Main ac(80M) CH155	Back side	0.17	9.30	4.72	0.60	0.652	174.3	0.003	SPLSR<0.04, Not required
Transceiver		0.482	8.92	-12.68	-0.30				



Transceiver

Main

Conditions	Position	SAR Value (W/kg)	Coordinates (cm)			ΣSAR (W/kg)	Peak Location Separation Distance (mm)	SPLSR	Simultaneous Transmission SAR Test
			x	y	z				
WLAN Aux a CH 136	Top side	0.025	-1.50	-2.34	1.77	0.363	120.3	0.002	SPLSR<0.04, Not required
Transceiver		0.338	-3.52	-6.46	-0.48				



Transceiver

Main

Unless otherwise stated the results shown in this test report refer only to the sample(s) tested and such sample(s) are retained for 90 days only.  
除非另有說明，此報告結果僅對測試之樣品負責，同時此樣品僅保留90天。本報告未經本公司書面許可，不可部份複製。

This document is issued by the Company subject to its General Conditions of Service printed overleaf, available on request or accessible at [www.sgs.com/terms\\_and\\_conditions.htm](http://www.sgs.com/terms_and_conditions.htm) and, for electronic format documents, subject to Terms and Conditions for Electronic Documents at [www.sgs.com/terms\\_e-document.htm](http://www.sgs.com/terms_e-document.htm). Attention is drawn to the limitation of liability, indemnification and jurisdiction issues defined therein. Any holder of this document is advised that information contained hereon reflects the Company's findings at the time of its intervention only and within the limits of Client's instructions, if any. The Company's sole responsibility is to its Client and this document does not exonerate parties to a transaction from exercising all their rights and obligations under the transaction documents. This document cannot be reproduced except in full, without prior written approval of the Company. Any unauthorized alteration, forgery or falsification of the content or appearance of this document is unlawful and offenders may be prosecuted to the fullest extent of the law.

## SPLSR WLAN Aux & Transceiver

Conditions	Position	SAR Value (W/kg)	Coordinates (cm)			ΣSAR (W/kg)	Peak Location Separation Distance (mm)	SPLSR	Simultaneous Transmission SAR Test
			x	y	z				
WLAN Aux a CH52	Back side	0.346	-10.20	-9.32	0.61	0.828	194.3	0.004	SPLSR<0.04, Not required
Transceiver		0.482	8.92	-12.68	-0.30				

Aux



Transceiver

Conditions	Position	SAR Value (W/kg)	Coordinates (cm)			ΣSAR (W/kg)	Peak Location Separation Distance (mm)	SPLSR	Simultaneous Transmission SAR Test
			x	y	z				
WLAN Aux a CH 136	Top side	0.025	-1.50	-2.34	1.77	0.363	51.1	0.004	SPLSR<0.04, Not required
Transceiver		0.338	-3.52	-6.46	-0.48				



Transceiver

Aux

Unless otherwise stated the results shown in this test report refer only to the sample(s) tested and such sample(s) are retained for 90 days only.  
除非另有說明，此報告結果僅對測試之樣品負責，同時此樣品僅保留90天。本報告未經本公司書面許可，不可部份複製。

This document is issued by the Company subject to its General Conditions of Service printed overleaf, available on request or accessible at [www.sgs.com/terms\\_and\\_conditions.htm](http://www.sgs.com/terms_and_conditions.htm) and, for electronic format documents, subject to Terms and Conditions for Electronic Documents at [www.sgs.com/terms\\_e-document.htm](http://www.sgs.com/terms_e-document.htm). Attention is drawn to the limitation of liability, indemnification and jurisdiction issues defined therein. Any holder of this document is advised that information contained hereon reflects the Company's findings at the time of its intervention only and within the limits of Client's instructions, if any. The Company's sole responsibility is to its Client and this document does not exonerate parties to a transaction from exercising all their rights and obligations under the transaction documents. This document cannot be reproduced except in full, without prior written approval of the Company. Any unauthorized alteration, forgery or falsification of the content or appearance of this document is unlawful and offenders may be prosecuted to the fullest extent of the law.

**GPRS 1900 + 5GHz WLAN MIMO + Transceiver**

No.	Conditions	Position	Distance (mm)	Max. WWAN	Max. WLAN Main	Max. WLAN Aux	Max. Transceiver	SAR Sum	SPLSR
16	1900	Back side	0	0.89	0.17	0.346	0.62	<b>2.026</b>	Analyzed as below
		Top side	0	0.727	1.185	0.025	0.338	<b>2.275</b>	Analyzed as below
		Bottom side	0	0.037	0.031	1.487	0.008	1.563	$\Sigma$ SAR<1.6, Not required
		Left side	0	0.02	0.025	0.06	0.014	0.119	$\Sigma$ SAR<1.6, Not required
		Right side	0	0.029	0.039	0.021	0.003	0.092	$\Sigma$ SAR<1.6, Not required


Unless otherwise stated the results shown in this test report refer only to the sample(s) tested and such sample(s) are retained for 90 days only.

除非另有說明，此報告結果僅對測試之樣品負責，同時此樣品僅保留90天。本報告未經本公司書面許可，不可部份複製。

This document is issued by the Company subject to its General Conditions of Service printed overleaf, available on request or accessible at [www.sgs.com/terms\\_and\\_conditions.htm](http://www.sgs.com/terms_and_conditions.htm) and, for electronic format documents, subject to Terms and Conditions for Electronic Documents at [www.sgs.com/terms\\_e-document.htm](http://www.sgs.com/terms_e-document.htm). Attention is drawn to the limitation of liability, indemnification and jurisdiction issues defined therein. Any holder of this document is advised that information contained hereon reflects the Company's findings at the time of its intervention only and within the limits of Client's instructions, if any. The Company's sole responsibility is to its Client and this document does not exonerate parties to a transaction from exercising all their rights and obligations under the transaction documents. This document cannot be reproduced except in full, without prior written approval of the Company. Any unauthorized alteration, forgery or falsification of the content or appearance of this document is unlawful and offenders may be prosecuted to the fullest extent of the law.

**SPLSR GPRS1900 & WLAN Main**

Conditions	Position	SAR Value (W/kg)	Coordinates (cm)			ΣSAR (W/kg)	Peak Location Separation Distance (mm)	SPLSR	Simultaneous Transmission SAR Test
			x	y	z				
GPRS 1900 CH810	Back side	0.89	9.30	-3.45	-0.10	1.06	82	0.013	SPLSR<0.04, Not required
WLAN Main ac(80M) CH155		0.17	9.30	4.72	0.60				


**WWAN Main**

Conditions	Position	SAR Value (W/kg)	Coordinates (cm)			ΣSAR (W/kg)	Peak Location Separation Distance (mm)	SPLSR	Simultaneous Transmission SAR Test
			x	y	z				
GPRS 1900 CH810	Top side	0.727	-1.35	-4.33	-0.27	1.912	97.8	0.027	SPLSR<0.04, Not required
WLAN Main ac(20M) CH136		1.185	-1.74	5.44	-0.44				


**WWAN Main**

Unless otherwise stated the results shown in this test report refer only to the sample(s) tested and such sample(s) are retained for 90 days only.

除非另有說明，此報告結果僅對測試之樣品負責，同時此樣品僅保留90天。本報告未經本公司書面許可，不可部份複製。

This document is issued by the Company subject to its General Conditions of Service printed overleaf, available on request or accessible at [www.sgs.com/terms\\_and\\_conditions.htm](http://www.sgs.com/terms_and_conditions.htm) and, for electronic format documents, subject to Terms and Conditions for Electronic Documents at [www.sgs.com/terms\\_e-document.htm](http://www.sgs.com/terms_e-document.htm). Attention is drawn to the limitation of liability, indemnification and jurisdiction issues defined therein. Any holder of this document is advised that information contained hereon reflects the Company's findings at the time of its intervention only and within the limits of Client's instructions, if any. The Company's sole responsibility is to its Client and this document does not exonerate parties to a transaction from exercising all their rights and obligations under the transaction documents. This document cannot be reproduced except in full, without prior written approval of the Company. Any unauthorized alteration, forgery or falsification of the content or appearance of this document is unlawful and offenders may be prosecuted to the fullest extent of the law.



## SPLSR GPRS1900 & WLAN Aux


Conditions	Position	SAR Value (W/kg)	Coordinates (cm)			ΣSAR (W/kg)	Peak Location Separation Distance (mm)	SPLSR	Simultaneous Transmission SAR Test
			x	y	z				
GPRS 1900 CH810	Back side	0.89	9.30	-3.45	-0.10	1.236	203.8	0.007	SPLSR<0.04, Not required
WLAN Aux a CH52		0.346	-10.20	-9.32	0.61				

Aux



WWAN

Conditions	Position	SAR Value (W/kg)	Coordinates (cm)			ΣSAR (W/kg)	Peak Location Separation Distance	SPLSR	Simultaneous Transmission SAR Test
			x	y	z				
GPRS 1900 CH810	Top side	0.727	-1.35	-4.33	-0.27	0.752	28.6	0.023	SPLSR<0.04, Not required
WLAN Aux a CH 136		0.025	-1.50	-2.34	1.77				




WWAN Aux

Unless otherwise stated the results shown in this test report refer only to the sample(s) tested and such sample(s) are retained for 90 days only.  
除非另有說明，此報告結果僅對測試之樣品負責，同時此樣品僅保留90天。本報告未經本公司書面許可，不可部份複製。

This document is issued by the Company subject to its General Conditions of Service printed overleaf, available on request or accessible at [www.sgs.com/terms\\_and\\_conditions.htm](http://www.sgs.com/terms_and_conditions.htm) and, for electronic format documents, subject to Terms and Conditions for Electronic Documents at [www.sgs.com/terms\\_e-document.htm](http://www.sgs.com/terms_e-document.htm). Attention is drawn to the limitation of liability, indemnification and jurisdiction issues defined therein. Any holder of this document is advised that information contained hereon reflects the Company's findings at the time of its intervention only and within the limits of Client's instructions, if any. The Company's sole responsibility is to its Client and this document does not exonerate parties to a transaction from exercising all their rights and obligations under the transaction documents. This document cannot be reproduced except in full, without prior written approval of the Company. Any unauthorized alteration, forgery or falsification of the content or appearance of this document is unlawful and offenders may be prosecuted to the fullest extent of the law.


## SPLSR GPRS1900 & Transceiver

Conditions	Position	SAR Value (W/kg)	Coordinates (cm)			ΣSAR (W/kg)	Peak Location Separation Distance (mm)	SPLSR	Simultaneous Transmission SAR Test
			x	y	z				
GPRS 1900 CH810	Back side	0.89	9.30	-3.45	-0.10	1.51	73.3	0.025	SPLSR<0.04, Not required
Transceiver		0.62	13.00	-9.78	-0.17				



Transceiver WWAN

Conditions	Position	SAR Value (W/kg)	Coordinates (cm)			ΣSAR (W/kg)	Peak Location Separation Distance	SPLSR	Simultaneous Transmission SAR Test
			x	y	z				
GPRS 1900 CH810	Top side	0.727	-1.35	-4.33	-0.27	1.065	30.5	0.036	SPLSR<0.04, Not required
Transceiver		0.338	-3.52	-6.46	-0.48				



Transceiver WWAN


Unless otherwise stated the results shown in this test report refer only to the sample(s) tested and such sample(s) are retained for 90 days only.  
除非另有說明，此報告結果僅對測試之樣品負責，同時此樣品僅保留90天。本報告未經本公司書面許可，不可部份複製。

This document is issued by the Company subject to its General Conditions of Service printed overleaf, available on request or accessible at [www.sgs.com/terms\\_and\\_conditions.htm](http://www.sgs.com/terms_and_conditions.htm) and, for electronic format documents, subject to Terms and Conditions for Electronic Documents at [www.sgs.com/terms\\_e-document.htm](http://www.sgs.com/terms_e-document.htm). Attention is drawn to the limitation of liability, indemnification and jurisdiction issues defined therein. Any holder of this document is advised that information contained hereon reflects the Company's findings at the time of its intervention only and within the limits of Client's instructions, if any. The Company's sole responsibility is to its Client and this document does not exonerate parties to a transaction from exercising all their rights and obligations under the transaction documents. This document cannot be reproduced except in full, without prior written approval of the Company. Any unauthorized alteration, forgery or falsification of the content or appearance of this document is unlawful and offenders may be prosecuted to the fullest extent of the law.

### SPLSR WLAN Main & WLAN Aux


Conditions	Position	SAR Value (W/kg)	Coordinates (cm)			ΣSAR (W/kg)	Peak Location Separation Distance (mm)	SPLSR	Simultaneous Transmission SAR Test
			x	y	z				
WLAN Main ac(80M) CH155	Back side	0.17	9.30	4.72	0.60	0.516	240.3	0.002	SPLSR<0.04, Not required
WLAN Aux a CH52		0.346	-10.20	-9.32	0.61				

Aux



Main

Conditions	Position	SAR Value (W/kg)	Coordinates (cm)			ΣSAR (W/kg)	Peak Location Separation Distance (mm)	SPLSR	Simultaneous Transmission SAR Test
			x	y	z				
WLAN Main ac(20M) CH136	Top side	1.185	-1.74	5.44	-0.44	1.21	80.9	0.016	SPLSR<0.04, Not required
WLAN Aux a CH 136		0.025	-1.50	-2.34	1.77				



Aux

Main

Unless otherwise stated the results shown in this test report refer only to the sample(s) tested and such sample(s) are retained for 90 days only.

除非另有說明，此報告結果僅對測試之樣品負責，同時此樣品僅保留90天。本報告未經本公司書面許可，不可部份複製。

This document is issued by the Company subject to its General Conditions of Service printed overleaf, available on request or accessible at [www.sgs.com/terms\\_and\\_conditions.htm](http://www.sgs.com/terms_and_conditions.htm) and, for electronic format documents, subject to Terms and Conditions for Electronic Documents at [www.sgs.com/terms\\_e-document.htm](http://www.sgs.com/terms_e-document.htm). Attention is drawn to the limitation of liability, indemnification and jurisdiction issues defined therein. Any holder of this document is advised that information contained hereon reflects the Company's findings at the time of its intervention only and within the limits of Client's instructions, if any. The Company's sole responsibility is to its Client and this document does not exonerate parties to a transaction from exercising all their rights and obligations under the transaction documents. This document cannot be reproduced except in full, without prior written approval of the Company. Any unauthorized alteration, forgery or falsification of the content or appearance of this document is unlawful and offenders may be prosecuted to the fullest extent of the law.

### SPLSR WLAN Main & Transceiver

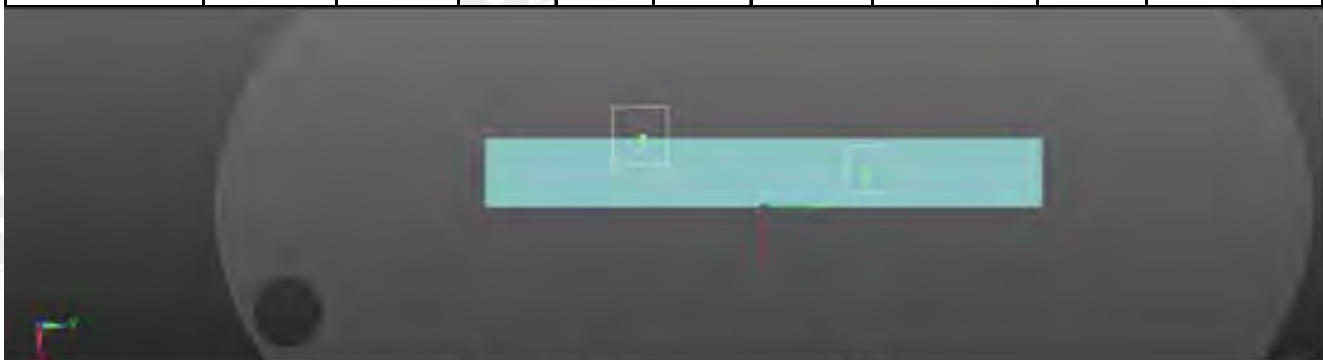
Conditions	Position	SAR Value (W/kg)	Coordinates (cm)			ΣSAR (W/kg)	Peak Location Separation Distance (mm)	SPLSR	Simultaneous Transmission SAR Test
			x	y	z				
WLAN Main ac(80M) CH155	Back side	0.17	9.30	4.72	0.60	0.652	174.3	0.003	SPLSR<0.04, Not required
Transceiver		0.482	8.92	-12.68	-0.30				



Transceiver

Main

Conditions	Position	SAR Value (W/kg)	Coordinates (cm)			ΣSAR (W/kg)	Peak Location Separation Distance (mm)	SPLSR	Simultaneous Transmission SAR Test
			x	y	z				
WLAN Aux a CH 136	Top side	0.025	-1.50	-2.34	1.77	0.363	120.3	0.002	SPLSR<0.04, Not required
Transceiver		0.338	-3.52	-6.46	-0.48				



Transceiver

Main

Unless otherwise stated the results shown in this test report refer only to the sample(s) tested and such sample(s) are retained for 90 days only.

除非另有說明，此報告結果僅對測試之樣品負責，同時此樣品僅保留90天。本報告未經本公司書面許可，不可部份複製。

This document is issued by the Company subject to its General Conditions of Service printed overleaf, available on request or accessible at [www.sgs.com/terms\\_and\\_conditions.htm](http://www.sgs.com/terms_and_conditions.htm) and, for electronic format documents, subject to Terms and Conditions for Electronic Documents at [www.sgs.com/terms\\_e-document.htm](http://www.sgs.com/terms_e-document.htm). Attention is drawn to the limitation of liability, indemnification and jurisdiction issues defined therein. Any holder of this document is advised that information contained hereon reflects the Company's findings at the time of its intervention only and within the limits of Client's instructions, if any. The Company's sole responsibility is to its Client and this document does not exonerate parties to a transaction from exercising all their rights and obligations under the transaction documents. This document cannot be reproduced except in full, without prior written approval of the Company. Any unauthorized alteration, forgery or falsification of the content or appearance of this document is unlawful and offenders may be prosecuted to the fullest extent of the law.

### SPLSR WLAN Aux & Transceiver

Conditions	Position	SAR Value (W/kg)	Coordinates (cm)			ΣSAR (W/kg)	Peak Location Separation Distance (mm)	SPLSR	Simultaneous Transmission SAR Test
			x	y	z				
WLAN Aux a CH52	Back side	0.346	-10.20	-9.32	0.61	0.828	194.3	0.004	SPLSR<0.04, Not required
Transceiver		0.482	8.92	-12.68	-0.30				

Aux



Transceiver

Conditions	Position	SAR Value (W/kg)	Coordinates (cm)			ΣSAR (W/kg)	Peak Location Separation Distance (mm)	SPLSR	Simultaneous Transmission SAR Test
			x	y	z				
WLAN Aux a CH 136	Top side	0.025	-1.50	-2.34	1.77	0.363	51.1	0.004	SPLSR<0.04, Not required
Transceiver		0.338	-3.52	-6.46	-0.48				



Transceiver

Aux

Unless otherwise stated the results shown in this test report refer only to the sample(s) tested and such sample(s) are retained for 90 days only.

除非另有說明，此報告結果僅對測試之樣品負責，同時此樣品僅保留90天。本報告未經本公司書面許可，不可部份複製。

This document is issued by the Company subject to its General Conditions of Service printed overleaf, available on request or accessible at [www.sgs.com/terms\\_and\\_conditions.htm](http://www.sgs.com/terms_and_conditions.htm) and, for electronic format documents, subject to Terms and Conditions for Electronic Documents at [www.sgs.com/terms\\_e-document.htm](http://www.sgs.com/terms_e-document.htm). Attention is drawn to the limitation of liability, indemnification and jurisdiction issues defined therein. Any holder of this document is advised that information contained hereon reflects the Company's findings at the time of its intervention only and within the limits of Client's instructions, if any. The Company's sole responsibility is to its Client and this document does not exonerate parties to a transaction from exercising all their rights and obligations under the transaction documents. This document cannot be reproduced except in full, without prior written approval of the Company. Any unauthorized alteration, forgery or falsification of the content or appearance of this document is unlawful and offenders may be prosecuted to the fullest extent of the law.

**WCDMA Band II + 5GHz WLAN MIMO + Transceiver**

No.	Conditions	Position	Distance (mm)	Max. WWAN	Max. WLAN Main	Max. WLAN Aux	Max. Transceiver	SAR Sum	SPLSR
17	WCDMA B2	Back side	0	0.941	0.17	0.346	0.62	<b>2.077</b>	Analyzed as below
		Top side	0	0.664	1.185	0.025	0.338	<b>2.212</b>	Analyzed as below
		Bottom side	0	0.043	0.031	1.487	0.008	1.569	$\Sigma$ SAR<1.6, Not required
		Left side	0	0.008	0.025	0.06	0.014	0.107	$\Sigma$ SAR<1.6, Not required
		Right side	0	0.02	0.039	0.021	0.003	0.083	$\Sigma$ SAR<1.6, Not required

Unless otherwise stated the results shown in this test report refer only to the sample(s) tested and such sample(s) are retained for 90 days only.

除非另有說明，此報告結果僅對測試之樣品負責，同時此樣品僅保留90天。本報告未經本公司書面許可，不可部份複製。

This document is issued by the Company subject to its General Conditions of Service printed overleaf, available on request or accessible at [www.sgs.com/terms\\_and\\_conditions.htm](http://www.sgs.com/terms_and_conditions.htm) and, for electronic format documents, subject to Terms and Conditions for Electronic Documents at [www.sgs.com/terms\\_e-document.htm](http://www.sgs.com/terms_e-document.htm). Attention is drawn to the limitation of liability, indemnification and jurisdiction issues defined therein. Any holder of this document is advised that information contained hereon reflects the Company's findings at the time of its intervention only and within the limits of Client's instructions, if any. The Company's sole responsibility is to its Client and this document does not exonerate parties to a transaction from exercising all their rights and obligations under the transaction documents. This document cannot be reproduced except in full, without prior written approval of the Company. Any unauthorized alteration, forgery or falsification of the content or appearance of this document is unlawful and offenders may be prosecuted to the fullest extent of the law.


### SPLSR WCDMA B2 & WLAN Main

Conditions	Position	SAR Value (W/kg)	Coordinates (cm)			ΣSAR (W/kg)	Peak Location Separation Distance (mm)	SPLSR	Simultaneous Transmission SAR Test
			x	y	z				
WCDMA B2	Back side	0.941	9.30	-3.45	-0.10	1.111	82	0.014	SPLSR<0.04, Not required
WLAN Main ac(80M) CH155		0.17	9.30	4.72	0.60				



WWAN Main

Conditions	Position	SAR Value (W/kg)	Coordinates (cm)			ΣSAR (W/kg)	Peak Location Separation Distance (mm)	SPLSR	Simultaneous Transmission SAR Test
			x	y	z				
WCDMA B2 CH9538	Top side	0.664	-0.91	-4.20	-0.28	1.849	96.8	0.026	SPLSR<0.04, Not required
WLAN Main ac(20M) CH136		1.185	-1.74	5.44	-0.44				



WWAN Main


Unless otherwise stated the results shown in this test report refer only to the sample(s) tested and such sample(s) are retained for 90 days only.

除非另有說明，此報告結果僅對測試之樣品負責，同時此樣品僅保留90天。本報告未經本公司書面許可，不可部份複製。

This document is issued by the Company subject to its General Conditions of Service printed overleaf, available on request or accessible at [www.sgs.com/terms\\_and\\_conditions.htm](http://www.sgs.com/terms_and_conditions.htm) and, for electronic format documents, subject to Terms and Conditions for Electronic Documents at [www.sgs.com/terms\\_e-document.htm](http://www.sgs.com/terms_e-document.htm). Attention is drawn to the limitation of liability, indemnification and jurisdiction issues defined therein. Any holder of this document is advised that information contained hereon reflects the Company's findings at the time of its intervention only and within the limits of Client's instructions, if any. The Company's sole responsibility is to its Client and this document does not exonerate parties to a transaction from exercising all their rights and obligations under the transaction documents. This document cannot be reproduced except in full, without prior written approval of the Company. Any unauthorized alteration, forgery or falsification of the content or appearance of this document is unlawful and offenders may be prosecuted to the fullest extent of the law.

**SPLSR WCDMA B2 & WLAN Aux**

Conditions	Position	SAR Value (W/kg)	Coordinates (cm)			ΣSAR (W/kg)	Peak Location Separation Distance (mm)	SPLSR	Simultaneous Transmission SAR Test
			x	y	z				
WCDMA B2	Back side	0.941	9.30	-3.45	-0.10	1.287	203.8	0.007	SPLSR<0.04, Not required
WLAN Aux a CH52		0.346	-10.20	-9.32	0.61				

**Aux**

**WWAN**

Conditions	Position	SAR Value (W/kg)	Coordinates (cm)			ΣSAR (W/kg)	Peak Location Separation Distance	SPLSR	Simultaneous Transmission SAR Test
			x	y	z				
WCDMA B2 CH9538	Top side	0.664	-0.91	-4.20	-0.28	0.689	28.3	0.020	SPLSR<0.04, Not required
WLAN Aux a CH 136		0.025	-1.50	-2.34	1.77				


**WWAN Aux**

Unless otherwise stated the results shown in this test report refer only to the sample(s) tested and such sample(s) are retained for 90 days only.

除非另有說明，此報告結果僅對測試之樣品負責，同時此樣品僅保留90天。本報告未經本公司書面許可，不可部份複製。

This document is issued by the Company subject to its General Conditions of Service printed overleaf, available on request or accessible at [www.sgs.com/terms\\_and\\_conditions.htm](http://www.sgs.com/terms_and_conditions.htm) and, for electronic format documents, subject to Terms and Conditions for Electronic Documents at [www.sgs.com/terms\\_e-document.htm](http://www.sgs.com/terms_e-document.htm). Attention is drawn to the limitation of liability, indemnification and jurisdiction issues defined therein. Any holder of this document is advised that information contained hereon reflects the Company's findings at the time of its intervention only and within the limits of Client's instructions, if any. The Company's sole responsibility is to its Client and this document does not exonerate parties to a transaction from exercising all their rights and obligations under the transaction documents. This document cannot be reproduced except in full, without prior written approval of the Company. Any unauthorized alteration, forgery or falsification of the content or appearance of this document is unlawful and offenders may be prosecuted to the fullest extent of the law.



### SPLSR WCDMA B2 & Transceiver

Conditions	Position	SAR Value (W/kg)	Coordinates (cm)			ΣSAR (W/kg)	Peak Location Separation Distance (mm)	SPLSR	Simultaneous Transmission SAR Test
			x	y	z				
WCDMA B2	Back side	0.941	9.30	-3.45	-0.10	1.561	73.3	0.027	SPLSR<0.04, Not required
Transceiver		0.62	13.00	-9.78	-0.17				



Transceiver WWAN

Conditions	Position	SAR Value (W/kg)	Coordinates (cm)			ΣSAR (W/kg)	Peak Location Separation Distance	SPLSR	Simultaneous Transmission SAR Test
			x	y	z				
WCDMA B2 CH9538	Top side	0.664	-0.91	-4.20	-0.28	1.002	34.6	0.029	SPLSR<0.04, Not required
Transceiver		0.338	-3.52	-6.46	-0.48				



Transceiver WWAN


Unless otherwise stated the results shown in this test report refer only to the sample(s) tested and such sample(s) are retained for 90 days only.  
除非另有說明，此報告結果僅對測試之樣品負責，同時此樣品僅保留90天。本報告未經本公司書面許可，不可部份複製。

This document is issued by the Company subject to its General Conditions of Service printed overleaf, available on request or accessible at [www.sgs.com/terms\\_and\\_conditions.htm](http://www.sgs.com/terms_and_conditions.htm) and, for electronic format documents, subject to Terms and Conditions for Electronic Documents at [www.sgs.com/terms\\_e-document.htm](http://www.sgs.com/terms_e-document.htm). Attention is drawn to the limitation of liability, indemnification and jurisdiction issues defined therein. Any holder of this document is advised that information contained hereon reflects the Company's findings at the time of its intervention only and within the limits of Client's instructions, if any. The Company's sole responsibility is to its Client and this document does not exonerate parties to a transaction from exercising all their rights and obligations under the transaction documents. This document cannot be reproduced except in full, without prior written approval of the Company. Any unauthorized alteration, forgery or falsification of the content or appearance of this document is unlawful and offenders may be prosecuted to the fullest extent of the law.

### SPLSR WLAN Main & WLAN Aux


Conditions	Position	SAR Value (W/kg)	Coordinates (cm)			ΣSAR (W/kg)	Peak Location Separation Distance (mm)	SPLSR	Simultaneous Transmission SAR Test
			x	y	z				
WLAN Main ac(80M) CH155	Back side	0.17	9.30	4.72	0.60	0.516	240.3	0.002	SPLSR<0.04, Not required
WLAN Aux a CH52		0.346	-10.20	-9.32	0.61				

Aux



Main

Conditions	Position	SAR Value (W/kg)	Coordinates (cm)			ΣSAR (W/kg)	Peak Location Separation Distance (mm)	SPLSR	Simultaneous Transmission SAR Test
			x	y	z				
WLAN Main ac(20M) CH136	Top side	1.185	-1.74	5.44	-0.44	1.21	80.9	0.016	SPLSR<0.04, Not required
WLAN Aux a CH 136		0.025	-1.50	-2.34	1.77				



Aux Main

Unless otherwise stated the results shown in this test report refer only to the sample(s) tested and such sample(s) are retained for 90 days only.

除非另有說明，此報告結果僅對測試之樣品負責，同時此樣品僅保留90天。本報告未經本公司書面許可，不可部份複製。

This document is issued by the Company subject to its General Conditions of Service printed overleaf, available on request or accessible at [www.sgs.com/terms\\_and\\_conditions.htm](http://www.sgs.com/terms_and_conditions.htm) and, for electronic format documents, subject to Terms and Conditions for Electronic Documents at [www.sgs.com/terms\\_e-document.htm](http://www.sgs.com/terms_e-document.htm). Attention is drawn to the limitation of liability, indemnification and jurisdiction issues defined therein. Any holder of this document is advised that information contained hereon reflects the Company's findings at the time of its intervention only and within the limits of Client's instructions, if any. The Company's sole responsibility is to its Client and this document does not exonerate parties to a transaction from exercising all their rights and obligations under the transaction documents. This document cannot be reproduced except in full, without prior written approval of the Company. Any unauthorized alteration, forgery or falsification of the content or appearance of this document is unlawful and offenders may be prosecuted to the fullest extent of the law.

### SPLSR WLAN Main & Transceiver

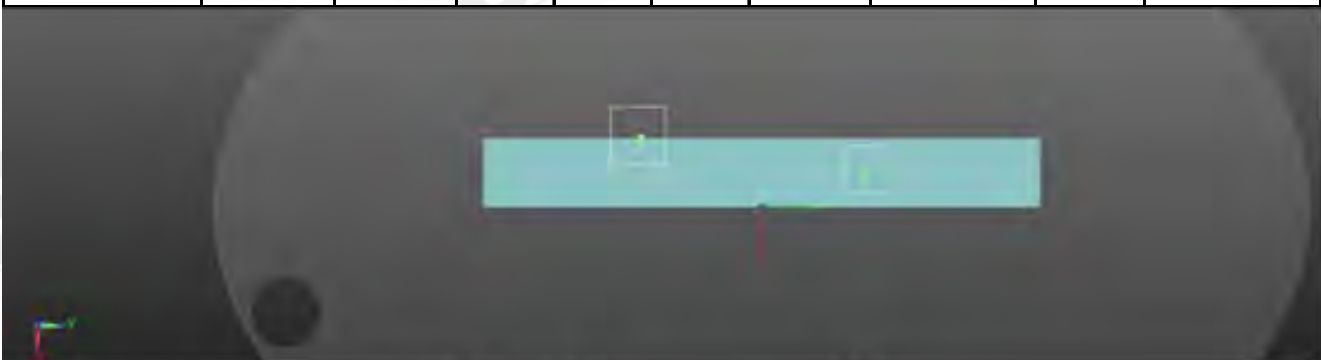
Conditions	Position	SAR Value (W/kg)	Coordinates (cm)			ΣSAR (W/kg)	Peak Location Separation Distance (mm)	SPLSR	Simultaneous Transmission SAR Test
			x	y	z				
WLAN Main ac(80M) CH155	Back side	0.17	9.30	4.72	0.60	0.652	174.3	0.003	SPLSR<0.04, Not required
Transceiver		0.482	8.92	-12.68	-0.30				



Transceiver

Main

Conditions	Position	SAR Value (W/kg)	Coordinates (cm)			ΣSAR (W/kg)	Peak Location Separation Distance (mm)	SPLSR	Simultaneous Transmission SAR Test
			x	y	z				
WLAN Aux a CH 136	Top side	0.025	-1.50	-2.34	1.77	0.363	120.3	0.002	SPLSR<0.04, Not required
Transceiver		0.338	-3.52	-6.46	-0.48				



Transceiver

Main

Unless otherwise stated the results shown in this test report refer only to the sample(s) tested and such sample(s) are retained for 90 days only.

除非另有說明，此報告結果僅對測試之樣品負責，同時此樣品僅保留90天。本報告未經本公司書面許可，不可部份複製。

This document is issued by the Company subject to its General Conditions of Service printed overleaf, available on request or accessible at [www.sgs.com/terms\\_and\\_conditions.htm](http://www.sgs.com/terms_and_conditions.htm) and, for electronic format documents, subject to Terms and Conditions for Electronic Documents at [www.sgs.com/terms\\_e-document.htm](http://www.sgs.com/terms_e-document.htm). Attention is drawn to the limitation of liability, indemnification and jurisdiction issues defined therein. Any holder of this document is advised that information contained hereon reflects the Company's findings at the time of its intervention only and within the limits of Client's instructions, if any. The Company's sole responsibility is to its Client and this document does not exonerate parties to a transaction from exercising all their rights and obligations under the transaction documents. This document cannot be reproduced except in full, without prior written approval of the Company. Any unauthorized alteration, forgery or falsification of the content or appearance of this document is unlawful and offenders may be prosecuted to the fullest extent of the law.

## SPLSR WLAN Aux & Transceiver

Conditions	Position	SAR Value (W/kg)	Coordinates (cm)			ΣSAR (W/kg)	Peak Location Separation Distance (mm)	SPLSR	Simultaneous Transmission SAR Test
			x	y	z				
WLAN Aux a CH52	Back side	0.346	-10.20	-9.32	0.61	0.828	194.3	0.004	SPLSR<0.04, Not required
Transceiver		0.482	8.92	-12.68	-0.30				

Aux



Transceiver

Conditions	Position	SAR Value (W/kg)	Coordinates (cm)			ΣSAR (W/kg)	Peak Location Separation Distance (mm)	SPLSR	Simultaneous Transmission SAR Test
			x	y	z				
WLAN Aux a CH 136	Top side	0.025	-1.50	-2.34	1.77	0.363	51.1	0.004	SPLSR<0.04, Not required
Transceiver		0.338	-3.52	-6.46	-0.48				



Transceiver

Aux

Unless otherwise stated the results shown in this test report refer only to the sample(s) tested and such sample(s) are retained for 90 days only.

除非另有說明，此報告結果僅對測試之樣品負責，同時此樣品僅保留90天。本報告未經本公司書面許可，不可部份複製。

This document is issued by the Company subject to its General Conditions of Service printed overleaf, available on request or accessible at [www.sgs.com/terms\\_and\\_conditions.htm](http://www.sgs.com/terms_and_conditions.htm) and, for electronic format documents, subject to Terms and Conditions for Electronic Documents at [www.sgs.com/terms\\_e-document.htm](http://www.sgs.com/terms_e-document.htm). Attention is drawn to the limitation of liability, indemnification and jurisdiction issues defined therein. Any holder of this document is advised that information contained hereon reflects the Company's findings at the time of its intervention only and within the limits of Client's instructions, if any. The Company's sole responsibility is to its Client and this document does not exonerate parties to a transaction from exercising all their rights and obligations under the transaction documents. This document cannot be reproduced except in full, without prior written approval of the Company. Any unauthorized alteration, forgery or falsification of the content or appearance of this document is unlawful and offenders may be prosecuted to the fullest extent of the law.

**WCDMA Band IV + 5GHz WLAN MIMO + Transceiver**

No.	Conditions	Position	Distance (mm)	Max. WWAN	Max. WLAN Main	Max. WLAN Aux	Max. Transceiver	SAR Sum	SPLSR
18	WCDMA B4	Back side	0	0.944	0.17	0.346	0.62	<b>2.08</b>	Analyzed as below
		Top side	0	0.871	1.185	0.025	0.338	<b>2.419</b>	Analyzed as below
		Bottom side	0	0.032	0.031	1.487	0.008	1.558	$\Sigma$ SAR<1.6, Not required
		Left side	0	0.027	0.025	0.06	0.014	0.126	$\Sigma$ SAR<1.6, Not required
		Right side	0	0.014	0.039	0.021	0.003	0.077	$\Sigma$ SAR<1.6, Not required

Unless otherwise stated the results shown in this test report refer only to the sample(s) tested and such sample(s) are retained for 90 days only.

除非另有說明，此報告結果僅對測試之樣品負責，同時此樣品僅保留90天。本報告未經本公司書面許可，不可部份複製。

This document is issued by the Company subject to its General Conditions of Service printed overleaf, available on request or accessible at [www.sgs.com/terms\\_and\\_conditions.htm](http://www.sgs.com/terms_and_conditions.htm) and, for electronic format documents, subject to Terms and Conditions for Electronic Documents at [www.sgs.com/terms\\_e-document.htm](http://www.sgs.com/terms_e-document.htm). Attention is drawn to the limitation of liability, indemnification and jurisdiction issues defined therein. Any holder of this document is advised that information contained hereon reflects the Company's findings at the time of its intervention only and within the limits of Client's instructions, if any. The Company's sole responsibility is to its Client and this document does not exonerate parties to a transaction from exercising all their rights and obligations under the transaction documents. This document cannot be reproduced except in full, without prior written approval of the Company. Any unauthorized alteration, forgery or falsification of the content or appearance of this document is unlawful and offenders may be prosecuted to the fullest extent of the law.


SPLSR WCDMA B4 & WLAN Main

Conditions	Position	SAR Value (W/kg)	Coordinates (cm)			ΣSAR (W/kg)	Peak Location Separation Distance (mm)	SPLSR	Simultaneous Transmission SAR Test
			x	y	z				
WCDMA B4	Back side	0.944	9.75	-2.40	-0.10	1.114	71.7	0.016	SPLSR<0.04, Not required
WLAN Main ac(80M) CH155		0.17	9.30	4.72	0.60				



WWAN Main

Conditions	Position	SAR Value (W/kg)	Coordinates (cm)			ΣSAR (W/kg)	Peak Location Separation Distance (mm)	SPLSR	Simultaneous Transmission SAR Test
			x	y	z				
WCDMA B4 CH1412	Top side	0.871	-1.05	-3.04	-0.25	2.056	85.1	0.035	SPLSR<0.04, Not required
WLAN Main ac(20M) CH136		1.185	-1.74	5.44	-0.44				



WWAN Main

Unless otherwise stated the results shown in this test report refer only to the sample(s) tested and such sample(s) are retained for 90 days only.


除非另有說明，此報告結果僅對測試之樣品負責，同時此樣品僅保留90天。本報告未經本公司書面許可，不可部份複製。

This document is issued by the Company subject to its General Conditions of Service printed overleaf, available on request or accessible at [www.sgs.com/terms\\_and\\_conditions.htm](http://www.sgs.com/terms_and_conditions.htm) and, for electronic format documents, subject to Terms and Conditions for Electronic Documents at [www.sgs.com/terms\\_e-document.htm](http://www.sgs.com/terms_e-document.htm). Attention is drawn to the limitation of liability, indemnification and jurisdiction issues defined therein. Any holder of this document is advised that information contained hereon reflects the Company's findings at the time of its intervention only and within the limits of Client's instructions, if any. The Company's sole responsibility is to its Client and this document does not exonerate parties to a transaction from exercising all their rights and obligations under the transaction documents. This document cannot be reproduced except in full, without prior written approval of the Company. Any unauthorized alteration, forgery or falsification of the content or appearance of this document is unlawful and offenders may be prosecuted to the fullest extent of the law.

### SPLSR WCDMA B4 & WLAN Aux


Conditions	Position	SAR Value (W/kg)	Coordinates (cm)			ΣSAR (W/kg)	Peak Location Separation Distance (mm)	SPLSR	Simultaneous Transmission SAR Test
			x	y	z				
WCDMA B4	Back side	0.944	9.75	-2.40	-0.10	1.29	211.3	0.007	SPLSR<0.04, Not required
WLAN Aux a CH52		0.346	-10.20	-9.32	0.61				

Aux



WWAN

Conditions	Position	SAR Value (W/kg)	Coordinates (cm)			ΣSAR (W/kg)	Peak Location Separation Distance	SPLSR	Simultaneous Transmission SAR Test
			x	y	z				
WCDMA B4 CH1412	Top side	0.871	-1.05	-3.04	-0.25	0.896	21.9	0.039	SPLSR<0.04, Not required
WLAN Aux a CH 136		0.025	-1.50	-2.34	1.77				



WWAN Aux

Unless otherwise stated the results shown in this test report refer only to the sample(s) tested and such sample(s) are retained for 90 days only.

除非另有說明，此報告結果僅對測試之樣品負責，同時此樣品僅保留90天。本報告未經本公司書面許可，不可部份複製。

This document is issued by the Company subject to its General Conditions of Service printed overleaf, available on request or accessible at [www.sgs.com/terms\\_and\\_conditions.htm](http://www.sgs.com/terms_and_conditions.htm) and, for electronic format documents, subject to Terms and Conditions for Electronic Documents at [www.sgs.com/terms\\_e-document.htm](http://www.sgs.com/terms_e-document.htm). Attention is drawn to the limitation of liability, indemnification and jurisdiction issues defined therein. Any holder of this document is advised that information contained hereon reflects the Company's findings at the time of its intervention only and within the limits of Client's instructions, if any. The Company's sole responsibility is to its Client and this document does not exonerate parties to a transaction from exercising all their rights and obligations under the transaction documents. This document cannot be reproduced except in full, without prior written approval of the Company. Any unauthorized alteration, forgery or falsification of the content or appearance of this document is unlawful and offenders may be prosecuted to the fullest extent of the law.

## SPLSR WCDMA B4 & Transceiver

Conditions	Position	SAR Value (W/kg)	Coordinates (cm)			ΣSAR (W/kg)	Peak Location Separation Distance	SPLSR	Simultaneous Transmission SAR Test
			x	y	z				
WCDMA B4	Back side	0.944	9.75	-2.40	-0.10	1.564	80.6	0.024	SPLSR<0.04, Not required
Transceiver		0.62	13.00	-9.78	-0.17				



Transceiver WWAN

Conditions	Position	SAR Value (W/kg)	Coordinates (cm)			ΣSAR (W/kg)	Peak Location Separation Distance	SPLSR	Simultaneous Transmission SAR Test
			x	y	z				
WCDMA B4 CH1412	Top side	0.871	-1.05	-3.04	-0.25	1.209	42.3	0.031	SPLSR<0.04, Not required
Transceiver		0.338	-3.52	-6.46	-0.48				



Transceiver WWAN

Unless otherwise stated the results shown in this test report refer only to the sample(s) tested and such sample(s) are retained for 90 days only.  
除非另有說明，此報告結果僅對測試之樣品負責，同時此樣品僅保留90天。本報告未經本公司書面許可，不可部份複製。


This document is issued by the Company subject to its General Conditions of Service printed overleaf, available on request or accessible at [www.sgs.com/terms\\_and\\_conditions.htm](http://www.sgs.com/terms_and_conditions.htm) and, for electronic format documents, subject to Terms and Conditions for Electronic Documents at [www.sgs.com/terms\\_e-document.htm](http://www.sgs.com/terms_e-document.htm). Attention is drawn to the limitation of liability, indemnification and jurisdiction issues defined therein. Any holder of this document is advised that information contained hereon reflects the Company's findings at the time of its intervention only and within the limits of Client's instructions, if any. The Company's sole responsibility is to its Client and this document does not exonerate parties to a transaction from exercising all their rights and obligations under the transaction documents. This document cannot be reproduced except in full, without prior written approval of the Company. Any unauthorized alteration, forgery or falsification of the content or appearance of this document is unlawful and offenders may be prosecuted to the fullest extent of the law.



### SPLSR WLAN Main & WLAN Aux


Conditions	Position	SAR Value (W/kg)	Coordinates (cm)			ΣSAR (W/kg)	Peak Location Separation Distance (mm)	SPLSR	Simultaneous Transmission SAR Test
			x	y	z				
WLAN Main ac(80M) CH155	Back side	0.17	9.30	4.72	0.60	0.516	240.3	0.002	SPLSR<0.04, Not required
WLAN Aux a CH52		0.346	-10.20	-9.32	0.61				

Aux



Main

Conditions	Position	SAR Value (W/kg)	Coordinates (cm)			ΣSAR (W/kg)	Peak Location Separation Distance (mm)	SPLSR	Simultaneous Transmission SAR Test
			x	y	z				
WLAN Main ac(20M) CH136	Top side	1.185	-1.74	5.44	-0.44	1.21	80.9	0.016	SPLSR<0.04, Not required
WLAN Aux a CH 136		0.025	-1.50	-2.34	1.77				



Aux

Main

Unless otherwise stated the results shown in this test report refer only to the sample(s) tested and such sample(s) are retained for 90 days only.

除非另有說明，此報告結果僅對測試之樣品負責，同時此樣品僅保留90天。本報告未經本公司書面許可，不可部份複製。

This document is issued by the Company subject to its General Conditions of Service printed overleaf, available on request or accessible at [www.sgs.com/terms\\_and\\_conditions.htm](http://www.sgs.com/terms_and_conditions.htm) and, for electronic format documents, subject to Terms and Conditions for Electronic Documents at [www.sgs.com/terms\\_e-document.htm](http://www.sgs.com/terms_e-document.htm). Attention is drawn to the limitation of liability, indemnification and jurisdiction issues defined therein. Any holder of this document is advised that information contained hereon reflects the Company's findings at the time of its intervention only and within the limits of Client's instructions, if any. The Company's sole responsibility is to its Client and this document does not exonerate parties to a transaction from exercising all their rights and obligations under the transaction documents. This document cannot be reproduced except in full, without prior written approval of the Company. Any unauthorized alteration, forgery or falsification of the content or appearance of this document is unlawful and offenders may be prosecuted to the fullest extent of the law.

### SPLSR WLAN Main & Transceiver

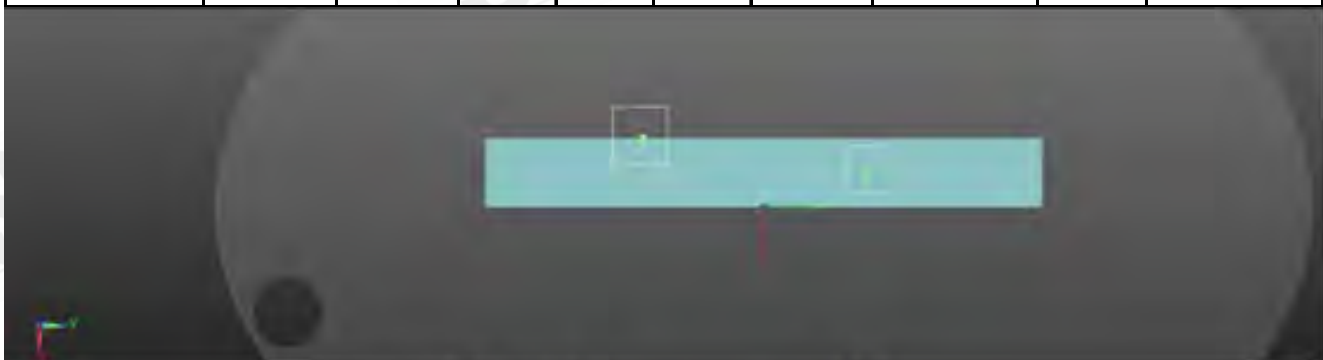
Conditions	Position	SAR Value (W/kg)	Coordinates (cm)			ΣSAR (W/kg)	Peak Location Separation Distance (mm)	SPLSR	Simultaneous Transmission SAR Test
			x	y	z				
WLAN Main ac(80M) CH155	Back side	0.17	9.30	4.72	0.60	0.652	174.3	0.003	SPLSR<0.04, Not required
Transceiver		0.482	8.92	-12.68	-0.30				



Transceiver

Main

Conditions	Position	SAR Value (W/kg)	Coordinates (cm)			ΣSAR (W/kg)	Peak Location Separation Distance (mm)	SPLSR	Simultaneous Transmission SAR Test
			x	y	z				
WLAN Aux a CH 136	Top side	0.025	-1.50	-2.34	1.77	0.363	120.3	0.002	SPLSR<0.04, Not required
Transceiver		0.338	-3.52	-6.46	-0.48				



Transceiver

Main

Unless otherwise stated the results shown in this test report refer only to the sample(s) tested and such sample(s) are retained for 90 days only.  
除非另有說明，此報告結果僅對測試之樣品負責，同時此樣品僅保留90天。本報告未經本公司書面許可，不可部份複製。

This document is issued by the Company subject to its General Conditions of Service printed overleaf, available on request or accessible at [www.sgs.com/terms\\_and\\_conditions.htm](http://www.sgs.com/terms_and_conditions.htm) and, for electronic format documents, subject to Terms and Conditions for Electronic Documents at [www.sgs.com/terms\\_e-document.htm](http://www.sgs.com/terms_e-document.htm). Attention is drawn to the limitation of liability, indemnification and jurisdiction issues defined therein. Any holder of this document is advised that information contained hereon reflects the Company's findings at the time of its intervention only and within the limits of Client's instructions, if any. The Company's sole responsibility is to its Client and this document does not exonerate parties to a transaction from exercising all their rights and obligations under the transaction documents. This document cannot be reproduced except in full, without prior written approval of the Company. Any unauthorized alteration, forgery or falsification of the content or appearance of this document is unlawful and offenders may be prosecuted to the fullest extent of the law.

## SPLSR WLAN Aux & Transceiver

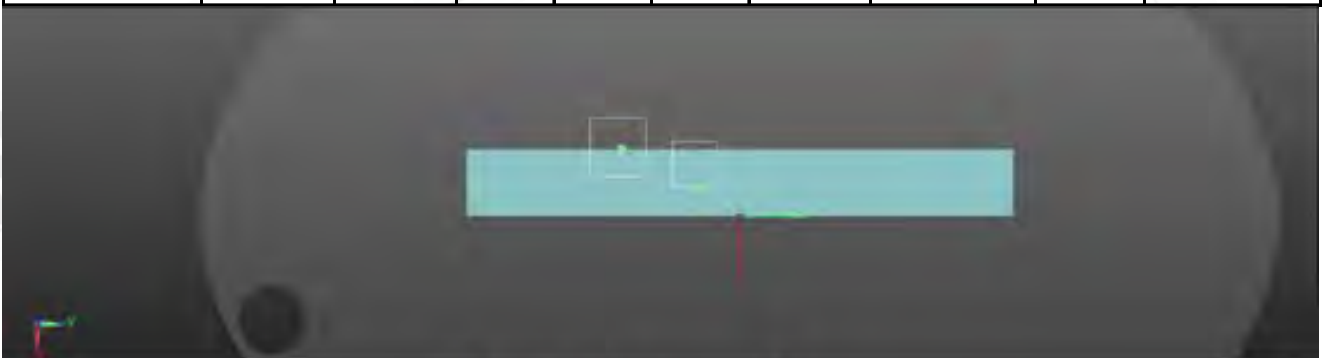
Conditions	Position	SAR Value (W/kg)	Coordinates (cm)			$\Sigma$ SAR (W/kg)	Peak Location Separation Distance (mm)	SPLSR	Simultaneous Transmission SAR Test
			x	y	z				
WLAN Aux a CH52	Back side	0.346	-10.20	-9.32	0.61	0.828	194.3	0.004	SPLSR<0.04, Not required
Transceiver		0.482	8.92	-12.68	-0.30				

Aux



Transceiver

Conditions	Position	SAR Value (W/kg)	Coordinates (cm)			$\Sigma$ SAR (W/kg)	Peak Location Separation Distance (mm)	SPLSR	Simultaneous Transmission SAR Test
			x	y	z				
WLAN Aux a CH 136	Top side	0.025	-1.50	-2.34	1.77	0.363	51.1	0.004	SPLSR<0.04, Not required
Transceiver		0.338	-3.52	-6.46	-0.48				



Transceiver

Aux

Unless otherwise stated the results shown in this test report refer only to the sample(s) tested and such sample(s) are retained for 90 days only.

除非另有說明，此報告結果僅對測試之樣品負責，同時此樣品僅保留90天。本報告未經本公司書面許可，不可部份複製。

This document is issued by the Company subject to its General Conditions of Service printed overleaf, available on request or accessible at [www.sgs.com/terms\\_and\\_conditions.htm](http://www.sgs.com/terms_and_conditions.htm) and, for electronic format documents, subject to Terms and Conditions for Electronic Documents at [www.sgs.com/terms\\_e-document.htm](http://www.sgs.com/terms_e-document.htm). Attention is drawn to the limitation of liability, indemnification and jurisdiction issues defined therein. Any holder of this document is advised that information contained hereon reflects the Company's findings at the time of its intervention only and within the limits of Client's instructions, if any. The Company's sole responsibility is to its Client and this document does not exonerate parties to a transaction from exercising all their rights and obligations under the transaction documents. This document cannot be reproduced except in full, without prior written approval of the Company. Any unauthorized alteration, forgery or falsification of the content or appearance of this document is unlawful and offenders may be prosecuted to the fullest extent of the law.

**WCDMA Band V + 5GHz WLAN MIMO + Transceiver**

No.	Conditions	Position	Distance (mm)	Max. WWAN	Max. WLAN Main	Max. WLAN Aux	Max. Transceiver	SAR Sum	SPLSR
19	WCDMA B5	Back side	0	0.377	0.17	0.346	0.62	1.513	$\Sigma$ SAR<1.6, Not required
		Top side	0	0.363	1.185	0.025	0.338	<b>1.911</b>	Analyzed as below
		Bottom side	0	0.037	0.031	1.487	0.008	1.563	$\Sigma$ SAR<1.6, Not required
		Left side	0	0.01	0.025	0.06	0.014	0.109	$\Sigma$ SAR<1.6, Not required
		Right side	0	0.006	0.039	0.021	0.003	0.069	$\Sigma$ SAR<1.6, Not required

**SPLSR WCDMA B5 & WLAN Main**

Conditions	Position	SAR Value (W/kg)	Coordinates (cm)			$\Sigma$ SAR (W/kg)	Peak Location Separation Distance (mm)	SPLSR	Simultaneous Transmission SAR Test
			x	y	z				
WCDMA B5 CH4183	Top side	0.363	-1.34	-1.63	-0.43	1.548	70.8	0.027	SPLSR<0.04, Not required
WLAN Main ac(20M) CH136		1.185	-1.74	5.44	-0.44				


**WWAN Main**

Unless otherwise stated the results shown in this test report refer only to the sample(s) tested and such sample(s) are retained for 90 days only.

除非另有說明，此報告結果僅對測試之樣品負責，同時此樣品僅保留90天。本報告未經本公司書面許可，不可部份複製。

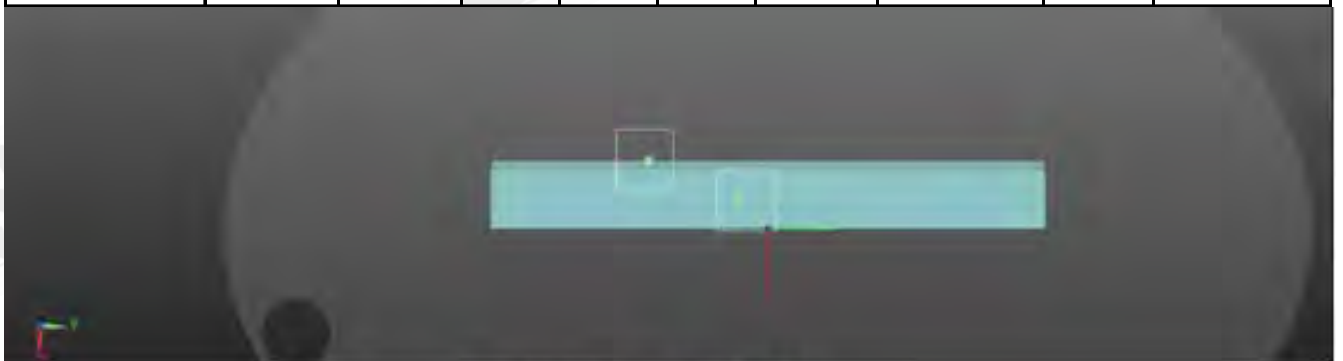
This document is issued by the Company subject to its General Conditions of Service printed overleaf, available on request or accessible at [www.sgs.com/terms\\_and\\_conditions.htm](http://www.sgs.com/terms_and_conditions.htm) and, for electronic format documents, subject to Terms and Conditions for Electronic Documents at [www.sgs.com/terms\\_e-document.htm](http://www.sgs.com/terms_e-document.htm). Attention is drawn to the limitation of liability, indemnification and jurisdiction issues defined therein. Any holder of this document is advised that information contained hereon reflects the Company's findings at the time of its intervention only and within the limits of Client's instructions, if any. The Company's sole responsibility is to its Client and this document does not exonerate parties to a transaction from exercising all their rights and obligations under the transaction documents. This document cannot be reproduced except in full, without prior written approval of the Company. Any unauthorized alteration, forgery or falsification of the content or appearance of this document is unlawful and offenders may be prosecuted to the fullest extent of the law.

**SPLSR WCDMA B5 & WLAN Aux**

Conditions	Position	SAR Value (W/kg)	Coordinates (cm)			ΣSAR (W/kg)	Peak Location Separation Distance (mm)	SPLSR	Simultaneous Transmission SAR Test
			x	y	z				
WCDMA B5 CH4183	Top side	0.363	-1.34	-1.63	-0.43	0.388	23.2	0.010	SPLSR<0.04, Not required
WLAN Aux a CH 136		0.025	-1.50	-2.34	1.77				


**Aux WWAN**
**SPLSR WCDMA B5 & Transceiver**

Conditions	Position	SAR Value (W/kg)	Coordinates (cm)			ΣSAR (W/kg)	Peak Location Separation Distance (mm)	SPLSR	Simultaneous Transmission SAR Test
			x	y	z				
WCDMA B5 CH4183	Top side	0.363	-1.34	-1.63	-0.43	0.701	53	0.011	SPLSR<0.04, Not required
Transceiver		0.338	-3.52	-6.46	-0.48				


**Transceiver WWAN**

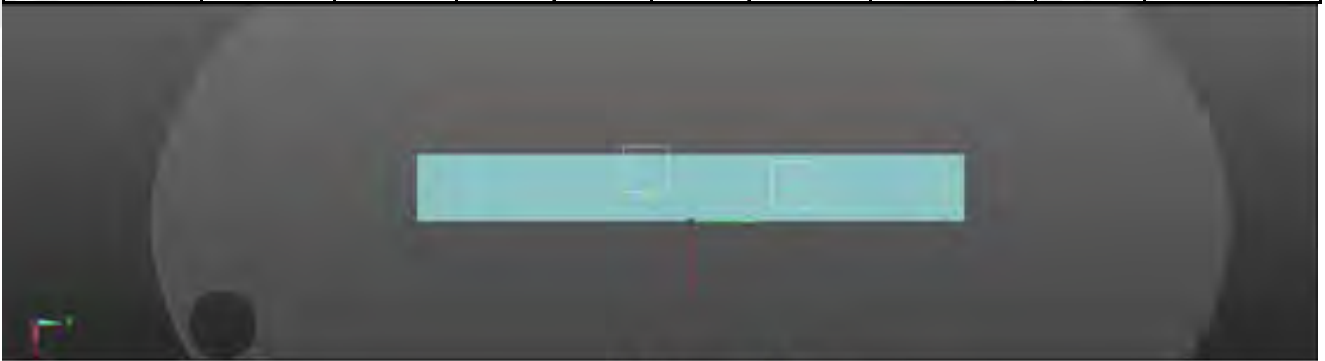
Unless otherwise stated the results shown in this test report refer only to the sample(s) tested and such sample(s) are retained for 90 days only.

除非另有說明，此報告結果僅對測試之樣品負責，同時此樣品僅保留90天。本報告未經本公司書面許可，不可部份複製。

This document is issued by the Company subject to its General Conditions of Service printed overleaf, available on request or accessible at [www.sgs.com/terms\\_and\\_conditions.htm](http://www.sgs.com/terms_and_conditions.htm) and, for electronic format documents, subject to Terms and Conditions for Electronic Documents at [www.sgs.com/terms\\_e-document.htm](http://www.sgs.com/terms_e-document.htm). Attention is drawn to the limitation of liability, indemnification and jurisdiction issues defined therein. Any holder of this document is advised that information contained hereon reflects the Company's findings at the time of its intervention only and within the limits of Client's instructions, if any. The Company's sole responsibility is to its Client and this document does not exonerate parties to a transaction from exercising all their rights and obligations under the transaction documents. This document cannot be reproduced except in full, without prior written approval of the Company. Any unauthorized alteration, forgery or falsification of the content or appearance of this document is unlawful and offenders may be prosecuted to the fullest extent of the law.

### SPLSR WLAN Main & WLAN Aux


Conditions	Position	SAR Value (W/kg)	Coordinates (cm)			ΣSAR (W/kg)	Peak Location Separation Distance (mm)	SPLSR	Simultaneous Transmission SAR Test
			x	y	z				
WLAN Main ac(20M) CH136	Top side	1.185	-1.74	5.44	-0.44	1.21	80.9	0.016	SPLSR<0.04, Not required
WLAN Aux a CH 136		0.025	-1.50	-2.34	1.77				



Aux Main

### SPLSR WLAN Main & Transceiver

Conditions	Position	SAR Value (W/kg)	Coordinates (cm)			ΣSAR (W/kg)	Peak Location Separation Distance (mm)	SPLSR	Simultaneous Transmission SAR Test
			x	y	z				
WLAN Aux a CH 136	Top side	0.025	-1.50	-2.34	1.77	0.363	120.3	0.002	SPLSR<0.04, Not required
Transceiver		0.338	-3.52	-6.46	-0.48				



Transceiver Main

Unless otherwise stated the results shown in this test report refer only to the sample(s) tested and such sample(s) are retained for 90 days only.

除非另有說明，此報告結果僅對測試之樣品負責，同時此樣品僅保留90天。本報告未經本公司書面許可，不可部份複製。

This document is issued by the Company subject to its General Conditions of Service printed overleaf, available on request or accessible at [www.sgs.com/terms\\_and\\_conditions.htm](http://www.sgs.com/terms_and_conditions.htm) and, for electronic format documents, subject to Terms and Conditions for Electronic Documents at [www.sgs.com/terms\\_e-document.htm](http://www.sgs.com/terms_e-document.htm). Attention is drawn to the limitation of liability, indemnification and jurisdiction issues defined therein. Any holder of this document is advised that information contained hereon reflects the Company's findings at the time of its intervention only and within the limits of Client's instructions, if any. The Company's sole responsibility is to its Client and this document does not exonerate parties to a transaction from exercising all their rights and obligations under the transaction documents. This document cannot be reproduced except in full, without prior written approval of the Company. Any unauthorized alteration, forgery or falsification of the content or appearance of this document is unlawful and offenders may be prosecuted to the fullest extent of the law.

### SPLSR WLAN Aux & Transceiver

Conditions	Position	SAR Value (W/kg)	Coordinates (cm)			ΣSAR (W/kg)	Peak Location Separation Distance (mm)	SPLSR	Simultaneous Transmission SAR Test
			x	y	z				
WLAN Aux a CH 136	Top side	0.025	-1.50	-2.34	1.77	0.363	51.1	0.004	SPLSR<0.04, Not required
Transceiver		0.338	-3.52	-6.46	-0.48				



Transceiver

Aux

Unless otherwise stated the results shown in this test report refer only to the sample(s) tested and such sample(s) are retained for 90 days only.

除非另有說明，此報告結果僅對測試之樣品負責，同時此樣品僅保留90天。本報告未經本公司書面許可，不可部份複製。


This document is issued by the Company subject to its General Conditions of Service printed overleaf, available on request or accessible at [www.sgs.com/terms\\_and\\_conditions.htm](http://www.sgs.com/terms_and_conditions.htm) and, for electronic format documents, subject to Terms and Conditions for Electronic Documents at [www.sgs.com/terms\\_e-document.htm](http://www.sgs.com/terms_e-document.htm). Attention is drawn to the limitation of liability, indemnification and jurisdiction issues defined therein. Any holder of this document is advised that information contained hereon reflects the Company's findings at the time of its intervention only and within the limits of Client's instructions, if any. The Company's sole responsibility is to its Client and this document does not exonerate parties to a transaction from exercising all their rights and obligations under the transaction documents. This document cannot be reproduced except in full, without prior written approval of the Company. Any unauthorized alteration, forgery or falsification of the content or appearance of this document is unlawful and offenders may be prosecuted to the fullest extent of the law.

### CDMA / EVDO BC0 + 5GHz WLAN MIMO + Transceiver

No.	Conditions	Position	Distance (mm)	Max. WWAN	Max. WLAN Main	Max. WLAN Aux	Max. Transceiver	SAR Sum	SPLSR
20	EVDO BC0	Back side	0	0.369	0.17	0.346	0.62	1.505	ΣSAR<1.6, Not required
		Top side	0	0.338	1.185	0.025	0.338	<b>1.886</b>	Analyzed as below
		Bottom side	0	0.035	0.031	1.487	0.008	1.561	Analyzed as below
		Left side	0	0.003	0.025	0.06	0.014	0.102	ΣSAR<1.6, Not required
		Right side	0	0.005	0.039	0.021	0.003	0.068	ΣSAR<1.6, Not required

### SPLSR CDMA / EVDO BC0 & WLAN Main

Conditions	Position	SAR Value (W/kg)	Coordinates (cm)			ΣSAR (W/kg)	Peak Location Separation Distance (mm)	SPLSR	Simultaneous Transmission SAR Test
			x	y	z				
EVDO BC0 CH384	Top side	0.338	-1.20	-7.36	-0.41	1.523	128.1	0.015	SPLSR<0.04, Not required
WLAN Main ac(20M) CH136		1.185	-1.74	5.44	-0.44				



WWAN

Main

Unless otherwise stated the results shown in this test report refer only to the sample(s) tested and such sample(s) are retained for 90 days only.

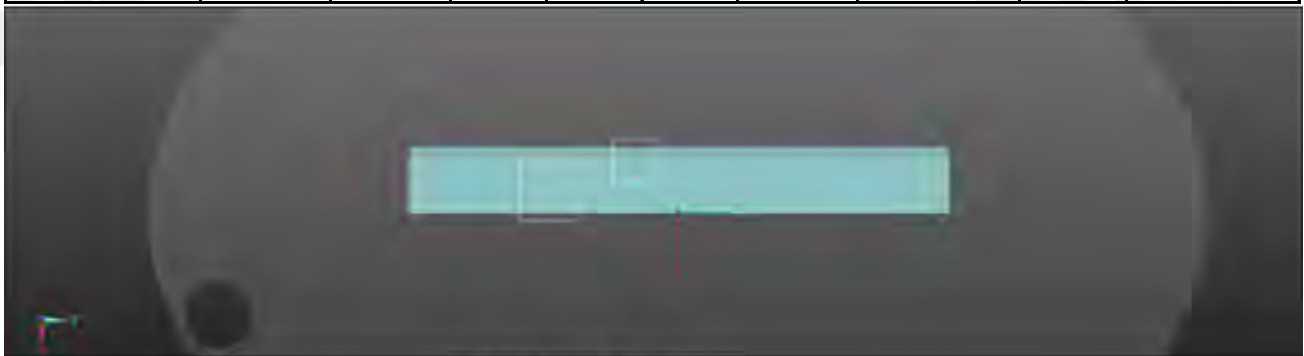
除非另有說明，此報告結果僅對測試之樣品負責，同時此樣品僅保留90天。本報告未經本公司書面許可，不可部份複製。

This document is issued by the Company subject to its General Conditions of Service printed overleaf, available on request or accessible at [www.sgs.com/terms\\_and\\_conditions.htm](http://www.sgs.com/terms_and_conditions.htm) and, for electronic format documents, subject to Terms and Conditions for Electronic Documents at [www.sgs.com/terms\\_e-document.htm](http://www.sgs.com/terms_e-document.htm). Attention is drawn to the limitation of liability, indemnification and jurisdiction issues defined therein. Any holder of this document is advised that information contained hereon reflects the Company's findings at the time of its intervention only and within the limits of Client's instructions, if any. The Company's sole responsibility is to its Client and this document does not exonerate parties to a transaction from exercising all their rights and obligations under the transaction documents. This document cannot be reproduced except in full, without prior written approval of the Company. Any unauthorized alteration, forgery or falsification of the content or appearance of this document is unlawful and offenders may be prosecuted to the fullest extent of the law.



### SPLSR CDMA / EVDO BC0 & WLAN Aux

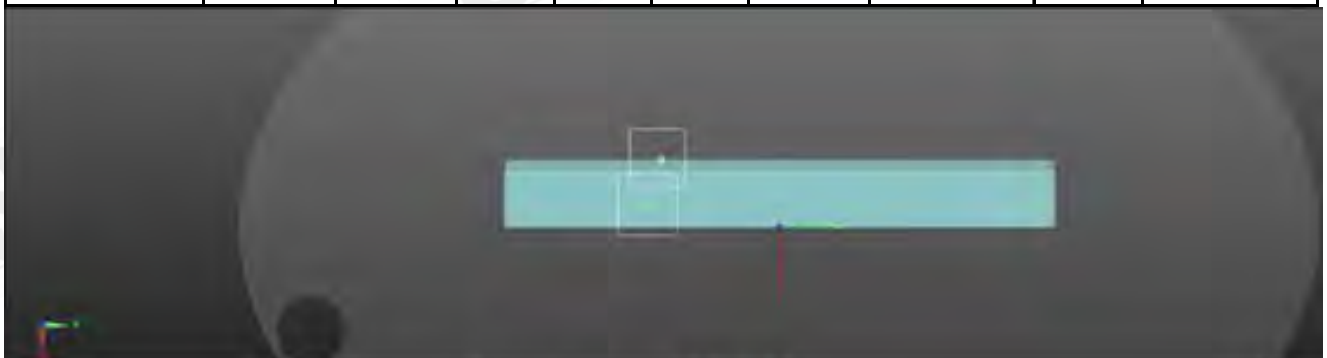
Conditions	Position	SAR Value (W/kg)	Coordinates (cm)			ΣSAR (W/kg)	Peak Location Separation Distance	SPLSR	Simultaneous Transmission SAR Test
			x	y	z				
EVDO BC0 CH384	Top side	0.338	-1.20	-7.36	-0.41	0.363	54.8	0.004	SPLSR<0.04, Not required
WLAN Aux a CH 136		0.025	-1.50	-2.34	1.77				



WWAN Aux

### SPLSR CDMA / EVDO BC0 & Transceiver

Conditions	Position	SAR Value (W/kg)	Coordinates (cm)			ΣSAR (W/kg)	Peak Location Separation Distance	SPLSR	Simultaneous Transmission SAR Test
			x	y	z				
EVDO BC0 CH384	Top side	0.338	-1.20	-7.36	-0.41	0.676	24.9	0.022	SPLSR<0.04, Not required
Transceiver		0.338	-3.52	-6.46	-0.48				



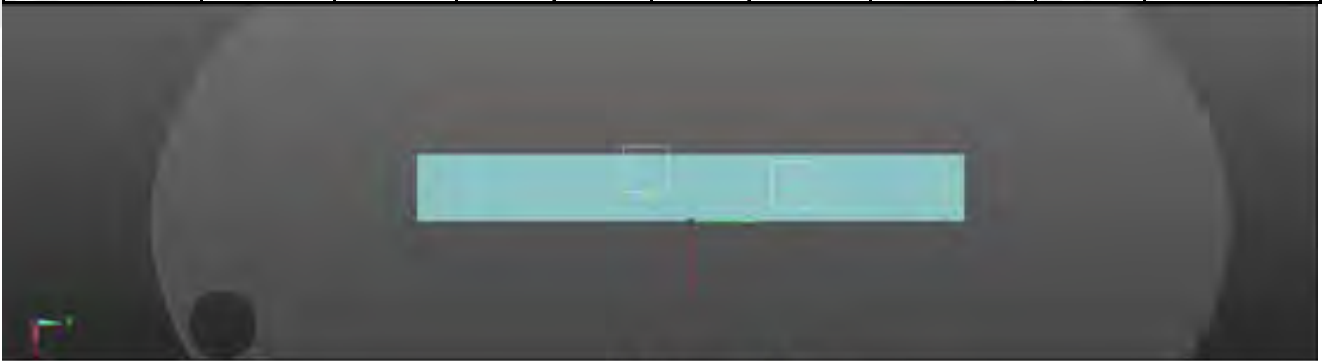
Transceiver WWAN

Unless otherwise stated the results shown in this test report refer only to the sample(s) tested and such sample(s) are retained for 90 days only.  
除非另有說明，此報告結果僅對測試之樣品負責，同時此樣品僅保留90天。本報告未經本公司書面許可，不可部份複製。

This document is issued by the Company subject to its General Conditions of Service printed overleaf, available on request or accessible at [www.sgs.com/terms\\_and\\_conditions.htm](http://www.sgs.com/terms_and_conditions.htm) and, for electronic format documents, subject to Terms and Conditions for Electronic Documents at [www.sgs.com/terms\\_e-document.htm](http://www.sgs.com/terms_e-document.htm). Attention is drawn to the limitation of liability, indemnification and jurisdiction issues defined therein. Any holder of this document is advised that information contained hereon reflects the Company's findings at the time of its intervention only and within the limits of Client's instructions, if any. The Company's sole responsibility is to its Client and this document does not exonerate parties to a transaction from exercising all their rights and obligations under the transaction documents. This document cannot be reproduced except in full, without prior written approval of the Company. Any unauthorized alteration, forgery or falsification of the content or appearance of this document is unlawful and offenders may be prosecuted to the fullest extent of the law.

### SPLSR WLAN Main & WLAN Aux

Conditions	Position	SAR Value (W/kg)	Coordinates (cm)			ΣSAR (W/kg)	Peak Location Separation Distance (mm)	SPLSR	Simultaneous Transmission SAR Test
			x	y	z				
WLAN Main ac(20M) CH136	Top side	1.185	-1.74	5.44	-0.44	1.21	80.9	0.016	SPLSR<0.04, Not required
WLAN Aux a CH 136		0.025	-1.50	-2.34	1.77				



Aux Main

### SPLSR WLAN Main & Transceiver

Conditions	Position	SAR Value (W/kg)	Coordinates (cm)			ΣSAR (W/kg)	Peak Location Separation Distance (mm)	SPLSR	Simultaneous Transmission SAR Test
			x	y	z				
WLAN Aux a CH 136	Top side	0.025	-1.50	-2.34	1.77	0.363	120.3	0.002	SPLSR<0.04, Not required
Transceiver		0.338	-3.52	-6.46	-0.48				



Transceiver Main

Unless otherwise stated the results shown in this test report refer only to the sample(s) tested and such sample(s) are retained for 90 days only.  
除非另有說明，此報告結果僅對測試之樣品負責，同時此樣品僅保留90天。本報告未經本公司書面許可，不可部份複製。

This document is issued by the Company subject to its General Conditions of Service printed overleaf, available on request or accessible at [www.sgs.com/terms\\_and\\_conditions.htm](http://www.sgs.com/terms_and_conditions.htm) and, for electronic format documents, subject to Terms and Conditions for Electronic Documents at [www.sgs.com/terms\\_e-document.htm](http://www.sgs.com/terms_e-document.htm). Attention is drawn to the limitation of liability, indemnification and jurisdiction issues defined therein. Any holder of this document is advised that information contained hereon reflects the Company's findings at the time of its intervention only and within the limits of Client's instructions, if any. The Company's sole responsibility is to its Client and this document does not exonerate parties to a transaction from exercising all their rights and obligations under the transaction documents. This document cannot be reproduced except in full, without prior written approval of the Company. Any unauthorized alteration, forgery or falsification of the content or appearance of this document is unlawful and offenders may be prosecuted to the fullest extent of the law.

## SPLSR WLAN Aux & Transceiver

Conditions	Position	SAR Value (W/kg)	Coordinates (cm)			ΣSAR (W/kg)	Peak Location Separation Distance (mm)	SPLSR	Simultaneous Transmission SAR Test
			x	y	z				
WLAN Aux a CH 136	Top side	0.025	-1.50	-2.34	1.77	0.363	51.1	0.004	SPLSR<0.04, Not required
Transceiver		0.338	-3.52	-6.46	-0.48				



Transceiver      Aux

Unless otherwise stated the results shown in this test report refer only to the sample(s) tested and such sample(s) are retained for 90 days only.

除非另有說明，此報告結果僅對測試之樣品負責，同時此樣品僅保留90天。本報告未經本公司書面許可，不可部份複製。

This document is issued by the Company subject to its General Conditions of Service printed overleaf, available on request or accessible at [www.sgs.com/terms\\_and\\_conditions.htm](http://www.sgs.com/terms_and_conditions.htm) and, for electronic format documents, subject to Terms and Conditions for Electronic Documents at [www.sgs.com/terms\\_e-document.htm](http://www.sgs.com/terms_e-document.htm). Attention is drawn to the limitation of liability, indemnification and jurisdiction issues defined therein. Any holder of this document is advised that information contained hereon reflects the Company's findings at the time of its intervention only and within the limits of Client's instructions, if any. The Company's sole responsibility is to its Client and this document does not exonerate parties to a transaction from exercising all their rights and obligations under the transaction documents. This document cannot be reproduced except in full, without prior written approval of the Company. Any unauthorized alteration, forgery or falsification of the content or appearance of this document is unlawful and offenders may be prosecuted to the fullest extent of the law.

**CDMA / EVDO BC1 + 5GHz WLAN MIMO + Transceiver**

No.	Conditions	Position	Distance (mm)	Max. WWAN	Max. WLAN Main	Max. WLAN Aux	Max. Transceiver	SAR Sum	SPLSR
21	EVDO BC1	Back side	0	0.691	0.17	0.346	0.62	<b>1.827</b>	Analyzed as below
		Top side	0	0.581	1.185	0.025	0.338	<b>2.129</b>	Analyzed as below
		Bottom side	0	0.049	0.031	1.487	0.008	1.575	$\Sigma$ SAR<1.6, Not required
		Left side	0	0.021	0.025	0.06	0.014	0.12	$\Sigma$ SAR<1.6, Not required
		Right side	0	0.029	0.039	0.021	0.003	0.092	$\Sigma$ SAR<1.6, Not required

Unless otherwise stated the results shown in this test report refer only to the sample(s) tested and such sample(s) are retained for 90 days only.

除非另有說明，此報告結果僅對測試之樣品負責，同時此樣品僅保留90天。本報告未經本公司書面許可，不可部份複製。


This document is issued by the Company subject to its General Conditions of Service printed overleaf, available on request or accessible at [www.sgs.com/terms\\_and\\_conditions.htm](http://www.sgs.com/terms_and_conditions.htm) and, for electronic format documents, subject to Terms and Conditions for Electronic Documents at [www.sgs.com/terms\\_e-document.htm](http://www.sgs.com/terms_e-document.htm). Attention is drawn to the limitation of liability, indemnification and jurisdiction issues defined therein. Any holder of this document is advised that information contained hereon reflects the Company's findings at the time of its intervention only and within the limits of Client's instructions, if any. The Company's sole responsibility is to its Client and this document does not exonerate parties to a transaction from exercising all their rights and obligations under the transaction documents. This document cannot be reproduced except in full, without prior written approval of the Company. Any unauthorized alteration, forgery or falsification of the content or appearance of this document is unlawful and offenders may be prosecuted to the fullest extent of the law.

**SPLSR CDMA / EVDO BC1 & WLAN Main**

Conditions	Position	SAR Value (W/kg)	Coordinates (cm)			ΣSAR (W/kg)	Peak Location Separation Distance (mm)	SPLSR	Simultaneous Transmission SAR Test
			x	y	z				
EVDO BC1 CH25	Back side	0.691	9.24	-3.66	-0.19	0.861	84.2	0.009	SPLSR<0.04, Not required
WLAN Main ac(80M) CH155		0.17	9.30	4.72	0.60				


**WWAN Main**

Conditions	Position	SAR Value (W/kg)	Coordinates (cm)			ΣSAR (W/kg)	Peak Location Separation Distance (mm)	SPLSR	Simultaneous Transmission SAR Test
			x	y	z				
EVDO BC1 CH25	Top side	0.581	-0.76	-3.95	-0.36	1.766	94.4	0.025	SPLSR<0.04, Not required
WLAN Main ac(20M) CH136		1.185	-1.74	5.44	-0.44				


**WWAN Main**


Unless otherwise stated the results shown in this test report refer only to the sample(s) tested and such sample(s) are retained for 90 days only.

除非另有說明，此報告結果僅對測試之樣品負責，同時此樣品僅保留90天。本報告未經本公司書面許可，不可部份複製。


This document is issued by the Company subject to its General Conditions of Service printed overleaf, available on request or accessible at [www.sgs.com/terms\\_and\\_conditions.htm](http://www.sgs.com/terms_and_conditions.htm) and, for electronic format documents, subject to Terms and Conditions for Electronic Documents at [www.sgs.com/terms\\_e-document.htm](http://www.sgs.com/terms_e-document.htm). Attention is drawn to the limitation of liability, indemnification and jurisdiction issues defined therein. Any holder of this document is advised that information contained hereon reflects the Company's findings at the time of its intervention only and within the limits of Client's instructions, if any. The Company's sole responsibility is to its Client and this document does not exonerate parties to a transaction from exercising all their rights and obligations under the transaction documents. This document cannot be reproduced except in full, without prior written approval of the Company. Any unauthorized alteration, forgery or falsification of the content or appearance of this document is unlawful and offenders may be prosecuted to the fullest extent of the law.

**SPLSR CDMA / EVDO BC1 & WLAN Aux**

Conditions	Position	SAR Value (W/kg)	Coordinates (cm)			ΣSAR (W/kg)	Peak Location Separation Distance (mm)	SPLSR	Simultaneous Transmission SAR Test
			x	y	z				
EVDO BC1 CH25	Back side	0.691	9.24	-3.66	-0.19	1.037	202.6	0.005	SPLSR<0.04, Not required
WLAN Aux a CH52		0.346	-10.20	-9.32	0.61				

**Aux**

**WWAN**

Conditions	Position	SAR Value (W/kg)	Coordinates (cm)			ΣSAR (W/kg)	Peak Location Separation Distance	SPLSR	Simultaneous Transmission SAR Test
			x	y	z				
EVDO BC1 CH25	Top side	0.581	-0.76	-3.95	-0.36	0.606	27.7	0.017	SPLSR<0.04, Not required
WLAN Aux a CH 136		0.025	-1.50	-2.34	1.77				


**WWAN Aux**

Unless otherwise stated the results shown in this test report refer only to the sample(s) tested and such sample(s) are retained for 90 days only.

除非另有說明，此報告結果僅對測試之樣品負責，同時此樣品僅保留90天。本報告未經本公司書面許可，不可部份複製。

This document is issued by the Company subject to its General Conditions of Service printed overleaf, available on request or accessible at [www.sgs.com/terms\\_and\\_conditions.htm](http://www.sgs.com/terms_and_conditions.htm) and, for electronic format documents, subject to Terms and Conditions for Electronic Documents at [www.sgs.com/terms\\_e-document.htm](http://www.sgs.com/terms_e-document.htm). Attention is drawn to the limitation of liability, indemnification and jurisdiction issues defined therein. Any holder of this document is advised that information contained hereon reflects the Company's findings at the time of its intervention only and within the limits of Client's instructions, if any. The Company's sole responsibility is to its Client and this document does not exonerate parties to a transaction from exercising all their rights and obligations under the transaction documents. This document cannot be reproduced except in full, without prior written approval of the Company. Any unauthorized alteration, forgery or falsification of the content or appearance of this document is unlawful and offenders may be prosecuted to the fullest extent of the law.

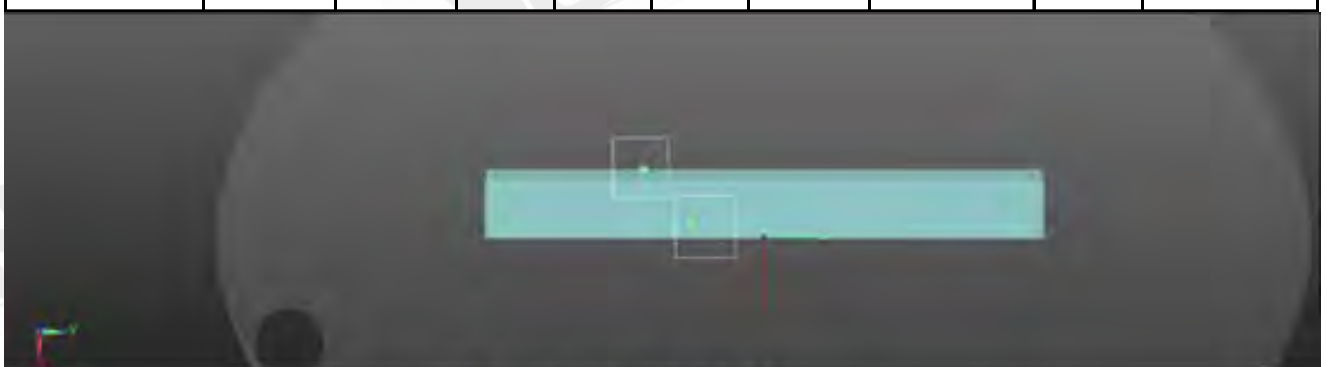
## SPLSR CDMA / EVDO BC1 & Transceiver

Conditions	Position	SAR Value (W/kg)	Coordinates (cm)			ΣSAR (W/kg)	Peak Location Separation Distance	SPLSR	Simultaneous Transmission SAR Test
			x	y	z				
EVDO BC1 CH25	Back side	0.691	9.24	-3.66	-0.19	1.311	71.8	0.021	SPLSR<0.04, Not required
Transceiver		0.62	13.00	-9.78	-0.17				



Transceiver WWAN

Conditions	Position	SAR Value (W/kg)	Coordinates (cm)			ΣSAR (W/kg)	Peak Location Separation Distance	SPLSR	Simultaneous Transmission SAR Test
			x	y	z				
EVDO BC1 CH25	Top side	0.581	-0.76	-3.95	-0.36	0.919	37.3	0.024	SPLSR<0.04, Not required
Transceiver		0.338	-3.52	-6.46	-0.48				



Transceiver WWAN

Unless otherwise stated the results shown in this test report refer only to the sample(s) tested and such sample(s) are retained for 90 days only.


除非另有說明，此報告結果僅對測試之樣品負責，同時此樣品僅保留90天。本報告未經本公司書面許可，不可部份複製。

This document is issued by the Company subject to its General Conditions of Service printed overleaf, available on request or accessible at [www.sgs.com/terms\\_and\\_conditions.htm](http://www.sgs.com/terms_and_conditions.htm) and, for electronic format documents, subject to Terms and Conditions for Electronic Documents at [www.sgs.com/terms\\_e-document.htm](http://www.sgs.com/terms_e-document.htm). Attention is drawn to the limitation of liability, indemnification and jurisdiction issues defined therein. Any holder of this document is advised that information contained hereon reflects the Company's findings at the time of its intervention only and within the limits of Client's instructions, if any. The Company's sole responsibility is to its Client and this document does not exonerate parties to a transaction from exercising all their rights and obligations under the transaction documents. This document cannot be reproduced except in full, without prior written approval of the Company. Any unauthorized alteration, forgery or falsification of the content or appearance of this document is unlawful and offenders may be prosecuted to the fullest extent of the law.

### SPLSR WLAN Main & WLAN Aux


Conditions	Position	SAR Value (W/kg)	Coordinates (cm)			ΣSAR (W/kg)	Peak Location Separation Distance (mm)	SPLSR	Simultaneous Transmission SAR Test
			x	y	z				
WLAN Main ac(80M) CH155	Back side	0.17	9.30	4.72	0.60	0.516	240.3	0.002	SPLSR<0.04, Not required
WLAN Aux a CH52		0.346	-10.20	-9.32	0.61				

Aux



Main

Conditions	Position	SAR Value (W/kg)	Coordinates (cm)			ΣSAR (W/kg)	Peak Location Separation Distance (mm)	SPLSR	Simultaneous Transmission SAR Test
			x	y	z				
WLAN Main ac(20M) CH136	Top side	1.185	-1.74	5.44	-0.44	1.21	80.9	0.016	SPLSR<0.04, Not required
WLAN Aux a CH 136		0.025	-1.50	-2.34	1.77				



Aux

Main

Unless otherwise stated the results shown in this test report refer only to the sample(s) tested and such sample(s) are retained for 90 days only.

除非另有說明，此報告結果僅對測試之樣品負責，同時此樣品僅保留90天。本報告未經本公司書面許可，不可部份複製。

This document is issued by the Company subject to its General Conditions of Service printed overleaf, available on request or accessible at [www.sgs.com/terms\\_and\\_conditions.htm](http://www.sgs.com/terms_and_conditions.htm) and, for electronic format documents, subject to Terms and Conditions for Electronic Documents at [www.sgs.com/terms\\_e-document.htm](http://www.sgs.com/terms_e-document.htm). Attention is drawn to the limitation of liability, indemnification and jurisdiction issues defined therein. Any holder of this document is advised that information contained hereon reflects the Company's findings at the time of its intervention only and within the limits of Client's instructions, if any. The Company's sole responsibility is to its Client and this document does not exonerate parties to a transaction from exercising all their rights and obligations under the transaction documents. This document cannot be reproduced except in full, without prior written approval of the Company. Any unauthorized alteration, forgery or falsification of the content or appearance of this document is unlawful and offenders may be prosecuted to the fullest extent of the law.



## SPLSR WLAN Main & Transceiver

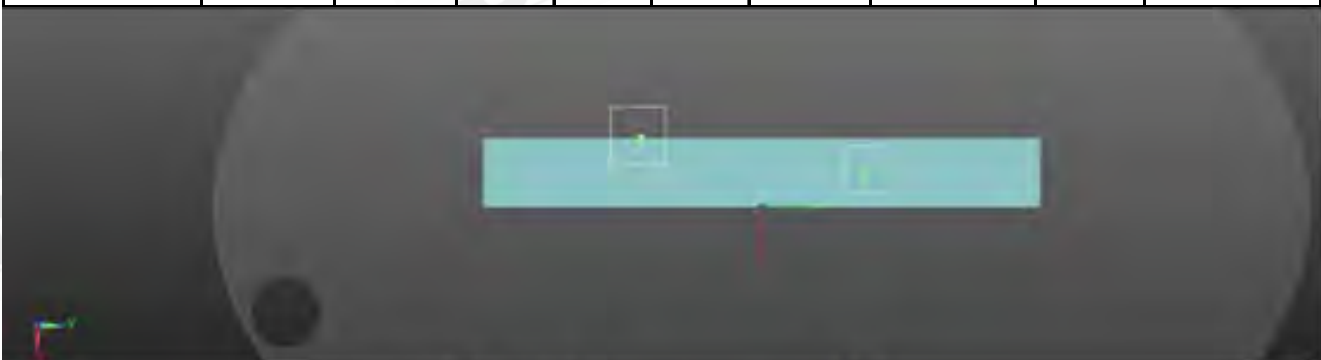
Conditions	Position	SAR Value (W/kg)	Coordinates (cm)			ΣSAR (W/kg)	Peak Location Separation Distance (mm)	SPLSR	Simultaneous Transmission SAR Test
			x	y	z				
WLAN Main ac(80M) CH155	Back side	0.17	9.30	4.72	0.60	0.652	174.3	0.003	SPLSR<0.04, Not required
Transceiver		0.482	8.92	-12.68	-0.30				



Transceiver

Main

Conditions	Position	SAR Value (W/kg)	Coordinates (cm)			ΣSAR (W/kg)	Peak Location Separation Distance (mm)	SPLSR	Simultaneous Transmission SAR Test
			x	y	z				
WLAN Aux a CH 136	Top side	0.025	-1.50	-2.34	1.77	0.363	120.3	0.002	SPLSR<0.04, Not required
Transceiver		0.338	-3.52	-6.46	-0.48				



Transceiver

Main

Unless otherwise stated the results shown in this test report refer only to the sample(s) tested and such sample(s) are retained for 90 days only.

除非另有說明，此報告結果僅對測試之樣品負責，同時此樣品僅保留90天。本報告未經本公司書面許可，不可部份複製。

This document is issued by the Company subject to its General Conditions of Service printed overleaf, available on request or accessible at [www.sgs.com/terms\\_and\\_conditions.htm](http://www.sgs.com/terms_and_conditions.htm) and, for electronic format documents, subject to Terms and Conditions for Electronic Documents at [www.sgs.com/terms\\_e-document.htm](http://www.sgs.com/terms_e-document.htm). Attention is drawn to the limitation of liability, indemnification and jurisdiction issues defined therein. Any holder of this document is advised that information contained hereon reflects the Company's findings at the time of its intervention only and within the limits of Client's instructions, if any. The Company's sole responsibility is to its Client and this document does not exonerate parties to a transaction from exercising all their rights and obligations under the transaction documents. This document cannot be reproduced except in full, without prior written approval of the Company. Any unauthorized alteration, forgery or falsification of the content or appearance of this document is unlawful and offenders may be prosecuted to the fullest extent of the law.

## SPLSR WLAN Aux & Transceiver

Conditions	Position	SAR Value (W/kg)	Coordinates (cm)			ΣSAR (W/kg)	Peak Location Separation Distance (mm)	SPLSR	Simultaneous Transmission SAR Test
			x	y	z				
WLAN Aux a CH52	Back side	0.346	-10.20	-9.32	0.61	0.828	194.3	0.004	SPLSR<0.04, Not required
Transceiver		0.482	8.92	-12.68	-0.30				

Aux



Transceiver

Conditions	Position	SAR Value (W/kg)	Coordinates (cm)			ΣSAR (W/kg)	Peak Location Separation Distance (mm)	SPLSR	Simultaneous Transmission SAR Test
			x	y	z				
WLAN Aux a CH 136	Top side	0.025	-1.50	-2.34	1.77	0.363	51.1	0.004	SPLSR<0.04, Not required
Transceiver		0.338	-3.52	-6.46	-0.48				



Transceiver

Aux

Unless otherwise stated the results shown in this test report refer only to the sample(s) tested and such sample(s) are retained for 90 days only.

除非另有說明，此報告結果僅對測試之樣品負責，同時此樣品僅保留90天。本報告未經本公司書面許可，不可部份複製。


This document is issued by the Company subject to its General Conditions of Service printed overleaf, available on request or accessible at [www.sgs.com/terms\\_and\\_conditions.htm](http://www.sgs.com/terms_and_conditions.htm) and, for electronic format documents, subject to Terms and Conditions for Electronic Documents at [www.sgs.com/terms\\_e-document.htm](http://www.sgs.com/terms_e-document.htm). Attention is drawn to the limitation of liability, indemnification and jurisdiction issues defined therein. Any holder of this document is advised that information contained hereon reflects the Company's findings at the time of its intervention only and within the limits of Client's instructions, if any. The Company's sole responsibility is to its Client and this document does not exonerate parties to a transaction from exercising all their rights and obligations under the transaction documents. This document cannot be reproduced except in full, without prior written approval of the Company. Any unauthorized alteration, forgery or falsification of the content or appearance of this document is unlawful and offenders may be prosecuted to the fullest extent of the law.

### CDMA / EVDO BC10 + 5GHz WLAN MIMO + Transceiver

No.	Conditions	Position	Distance (mm)	Max. WWAN	Max. WLAN Main	Max. WLAN Aux	Max. Transceiver	SAR Sum	SPLSR
22	EVDO BC10	Back side	0	0.364	0.17	0.346	0.62	1.5	ΣSAR<1.6, Not required
		Top side	0	0.355	1.185	0.025	0.338	<b>1.903</b>	Analyzed as below
		Bottom side	0	0.045	0.031	1.487	0.008	1.571	ΣSAR<1.6, Not required
		Left side	0	0.004	0.025	0.06	0.014	0.103	ΣSAR<1.6, Not required
		Right side	0	0.002	0.039	0.021	0.003	0.065	ΣSAR<1.6, Not required

### SPLSR CDMA / EVDO BC10 & WLAN Main

Conditions	Position	SAR Value (W/kg)	Coordinates (cm)			ΣSAR (W/kg)	Peak Location Separation Distance (mm)	SPLSR	Simultaneous Transmission SAR Test
			x	y	z				
EVDO BC10 CH684	Top side	0.355	-1.05	-7.80	-0.39	1.54	132.6	0.014	SPLSR<0.04, Not required
WLAN Main ac(20M) CH136		1.185	-1.74	5.44	-0.44				



WWAN

Main

Unless otherwise stated the results shown in this test report refer only to the sample(s) tested and such sample(s) are retained for 90 days only.

除非另有說明，此報告結果僅對測試之樣品負責，同時此樣品僅保留90天。本報告未經本公司書面許可，不可部份複製。


This document is issued by the Company subject to its General Conditions of Service printed overleaf, available on request or accessible at [www.sgs.com/terms\\_and\\_conditions.htm](http://www.sgs.com/terms_and_conditions.htm) and, for electronic format documents, subject to Terms and Conditions for Electronic Documents at [www.sgs.com/terms\\_e-document.htm](http://www.sgs.com/terms_e-document.htm). Attention is drawn to the limitation of liability, indemnification and jurisdiction issues defined therein. Any holder of this document is advised that information contained hereon reflects the Company's findings at the time of its intervention only and within the limits of Client's instructions, if any. The Company's sole responsibility is to its Client and this document does not exonerate parties to a transaction from exercising all their rights and obligations under the transaction documents. This document cannot be reproduced except in full, without prior written approval of the Company. Any unauthorized alteration, forgery or falsification of the content or appearance of this document is unlawful and offenders may be prosecuted to the fullest extent of the law.

**SPLSR CDMA / EVDO BC10 & WLAN Aux**

Conditions	Position	SAR Value (W/kg)	Coordinates (cm)			ΣSAR (W/kg)	Peak Location Separation Distance	SPLSR	Simultaneous Transmission SAR Test
			x	y	z				
EVDO BC10 CH684	Top side	0.355	-1.05	-7.80	-0.39	0.38	58.9	0.004	SPLSR<0.04, Not required
WLAN Aux a CH 136		0.025	-1.50	-2.34	1.77				


**WWAN Aux**
**SPLSR CDMA / EVDO BC10 & Transceiver**

Conditions	Position	SAR Value (W/kg)	Coordinates (cm)			ΣSAR (W/kg)	Peak Location Separation Distance	SPLSR	Simultaneous Transmission SAR Test
			x	y	z				
EVDO BC10 CH684	Top side	0.355	-1.05	-7.80	-0.39	0.693	28.1	0.021	SPLSR<0.04, Not required
Transceiver		0.338	-3.52	-6.46	-0.48				


**WWAN Transceiver**

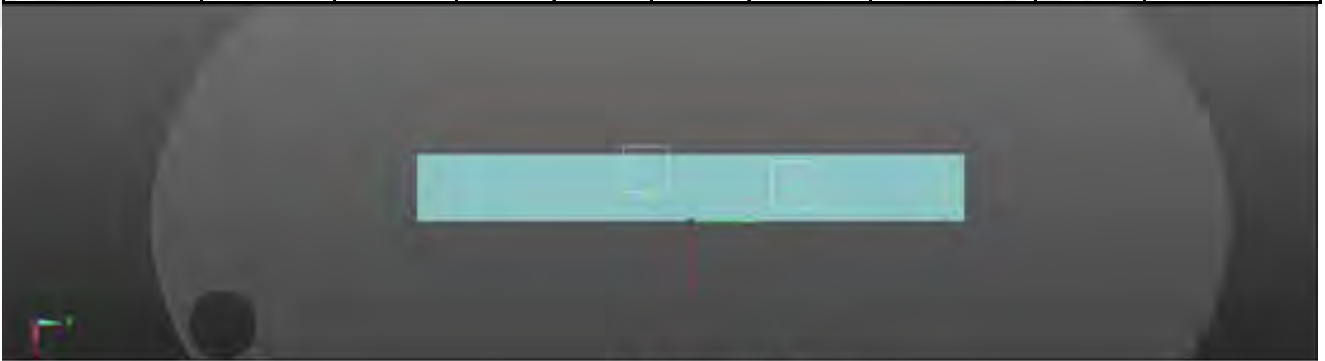
Unless otherwise stated the results shown in this test report refer only to the sample(s) tested and such sample(s) are retained for 90 days only.

除非另有說明，此報告結果僅對測試之樣品負責，同時此樣品僅保留90天。本報告未經本公司書面許可，不可部份複製。

This document is issued by the Company subject to its General Conditions of Service printed overleaf, available on request or accessible at [www.sgs.com/terms\\_and\\_conditions.htm](http://www.sgs.com/terms_and_conditions.htm) and, for electronic format documents, subject to Terms and Conditions for Electronic Documents at [www.sgs.com/terms\\_e-document.htm](http://www.sgs.com/terms_e-document.htm). Attention is drawn to the limitation of liability, indemnification and jurisdiction issues defined therein. Any holder of this document is advised that information contained hereon reflects the Company's findings at the time of its intervention only and within the limits of Client's instructions, if any. The Company's sole responsibility is to its Client and this document does not exonerate parties to a transaction from exercising all their rights and obligations under the transaction documents. This document cannot be reproduced except in full, without prior written approval of the Company. Any unauthorized alteration, forgery or falsification of the content or appearance of this document is unlawful and offenders may be prosecuted to the fullest extent of the law.

### SPLSR WLAN Main & WLAN Aux


Conditions	Position	SAR Value (W/kg)	Coordinates (cm)			ΣSAR (W/kg)	Peak Location Separation Distance (mm)	SPLSR	Simultaneous Transmission SAR Test
			x	y	z				
WLAN Main ac(20M) CH136	Top side	1.185	-1.74	5.44	-0.44	1.21	80.9	0.016	SPLSR<0.04, Not required
WLAN Aux a CH 136		0.025	-1.50	-2.34	1.77				



Aux Main

### SPLSR WLAN Main & Transceiver

Conditions	Position	SAR Value (W/kg)	Coordinates (cm)			ΣSAR (W/kg)	Peak Location Separation Distance (mm)	SPLSR	Simultaneous Transmission SAR Test
			x	y	z				
WLAN Aux a CH 136	Top side	0.025	-1.50	-2.34	1.77	0.363	120.3	0.002	SPLSR<0.04, Not required
Transceiver		0.338	-3.52	-6.46	-0.48				



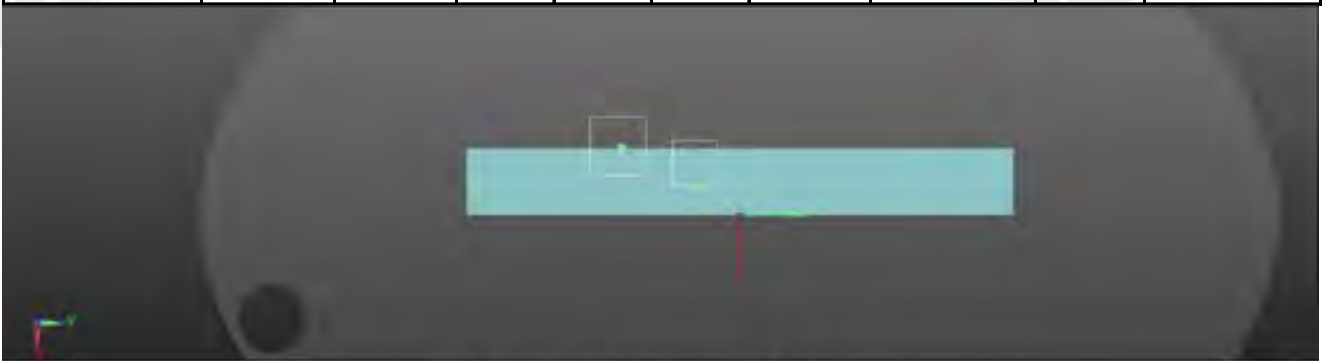
Transceiver Main

Unless otherwise stated the results shown in this test report refer only to the sample(s) tested and such sample(s) are retained for 90 days only.  
除非另有說明，此報告結果僅對測試之樣品負責，同時此樣品僅保留90天。本報告未經本公司書面許可，不可部份複製。

This document is issued by the Company subject to its General Conditions of Service printed overleaf, available on request or accessible at [www.sgs.com/terms\\_and\\_conditions.htm](http://www.sgs.com/terms_and_conditions.htm) and, for electronic format documents, subject to Terms and Conditions for Electronic Documents at [www.sgs.com/terms\\_e-document.htm](http://www.sgs.com/terms_e-document.htm). Attention is drawn to the limitation of liability, indemnification and jurisdiction issues defined therein. Any holder of this document is advised that information contained hereon reflects the Company's findings at the time of its intervention only and within the limits of Client's instructions, if any. The Company's sole responsibility is to its Client and this document does not exonerate parties to a transaction from exercising all their rights and obligations under the transaction documents. This document cannot be reproduced except in full, without prior written approval of the Company. Any unauthorized alteration, forgery or falsification of the content or appearance of this document is unlawful and offenders may be prosecuted to the fullest extent of the law.

### SPLSR WLAN Aux & Transceiver

Conditions	Position	SAR Value (W/kg)	Coordinates (cm)			ΣSAR (W/kg)	Peak Location Separation Distance (mm)	SPLSR	Simultaneous Transmission SAR Test
			x	y	z				
WLAN Aux a CH 136	Top side	0.025	-1.50	-2.34	1.77	0.363	51.1	0.004	SPLSR<0.04, Not required
Transceiver		0.338	-3.52	-6.46	-0.48				



Transceiver

Aux

Unless otherwise stated the results shown in this test report refer only to the sample(s) tested and such sample(s) are retained for 90 days only.

除非另有說明，此報告結果僅對測試之樣品負責，同時此樣品僅保留90天。本報告未經本公司書面許可，不可部份複製。

This document is issued by the Company subject to its General Conditions of Service printed overleaf, available on request or accessible at [www.sgs.com/terms\\_and\\_conditions.htm](http://www.sgs.com/terms_and_conditions.htm) and, for electronic format documents, subject to Terms and Conditions for Electronic Documents at [www.sgs.com/terms\\_e-document.htm](http://www.sgs.com/terms_e-document.htm). Attention is drawn to the limitation of liability, indemnification and jurisdiction issues defined therein. Any holder of this document is advised that information contained hereon reflects the Company's findings at the time of its intervention only and within the limits of Client's instructions, if any. The Company's sole responsibility is to its Client and this document does not exonerate parties to a transaction from exercising all their rights and obligations under the transaction documents. This document cannot be reproduced except in full, without prior written approval of the Company. Any unauthorized alteration, forgery or falsification of the content or appearance of this document is unlawful and offenders may be prosecuted to the fullest extent of the law.

**LTE FDD Band II + 5GHz WLAN MIMO + Transceiver**

No.	Conditions	Position	Distance (mm)	Max. WWAN	Max. WLAN Main	Max. WLAN Aux	Max. Transceiver	SAR Sum	SPLSR
23	LTE B2	Back side	0	1.182	0.17	0.346	0.62	<b>2.318</b>	Analyzed as below
		Top side	0	0.914	1.185	0.025	0.338	<b>2.462</b>	Analyzed as below
		Bottom side	0	0.045	0.031	1.487	0.008	1.571	$\Sigma$ SAR<1.6, Not required
		Left side	0	0.011	0.025	0.06	0.014	0.11	$\Sigma$ SAR<1.6, Not required
		Right side	0	0.024	0.039	0.021	0.003	0.087	$\Sigma$ SAR<1.6, Not required

Unless otherwise stated the results shown in this test report refer only to the sample(s) tested and such sample(s) are retained for 90 days only.

除非另有說明，此報告結果僅對測試之樣品負責，同時此樣品僅保留90天。本報告未經本公司書面許可，不可部份複製。

This document is issued by the Company subject to its General Conditions of Service printed overleaf, available on request or accessible at [www.sgs.com/terms\\_and\\_conditions.htm](http://www.sgs.com/terms_and_conditions.htm) and, for electronic format documents, subject to Terms and Conditions for Electronic Documents at [www.sgs.com/terms\\_e-document.htm](http://www.sgs.com/terms_e-document.htm). Attention is drawn to the limitation of liability, indemnification and jurisdiction issues defined therein. Any holder of this document is advised that information contained hereon reflects the Company's findings at the time of its intervention only and within the limits of Client's instructions, if any. The Company's sole responsibility is to its Client and this document does not exonerate parties to a transaction from exercising all their rights and obligations under the transaction documents. This document cannot be reproduced except in full, without prior written approval of the Company. Any unauthorized alteration, forgery or falsification of the content or appearance of this document is unlawful and offenders may be prosecuted to the fullest extent of the law.


### SPLSR LTE Band 2 & WLAN Main

Conditions	Position	SAR Value (W/kg)	Coordinates (cm)			$\Sigma$ SAR (W/kg)	Peak Location Separation Distance (mm)	SPLSR	Simultaneous Transmission SAR Test
			x	y	z				
LTE B2 CH19100	Back side	1.182	9.46	-3.51	-0.19	1.352	82.7	0.019	SPLSR<0.04, Not required
WLAN Main ac(80M) CH155		0.17	9.30	4.72	0.60				



WWAN Main

Conditions	Position	SAR Value (W/kg)	Coordinates (cm)			$\Sigma$ SAR (W/kg)	Peak Location Separation Distance (mm)	SPLSR	Simultaneous Transmission SAR Test
			x	y	z				
LTE B2 CH19100	Top side	0.914	-0.75	-3.84	-0.32	2.099	93.3	0.033	SPLSR<0.04, Not required
WLAN Main ac(20M) CH136		1.185	-1.74	5.44	-0.44				



WWAN Main

Unless otherwise stated the results shown in this test report refer only to the sample(s) tested and such sample(s) are retained for 90 days only.

除非另有說明，此報告結果僅對測試之樣品負責，同時此樣品僅保留90天。本報告未經本公司書面許可，不可部份複製。


This document is issued by the Company subject to its General Conditions of Service printed overleaf, available on request or accessible at [www.sgs.com/terms\\_and\\_conditions.htm](http://www.sgs.com/terms_and_conditions.htm) and, for electronic format documents, subject to Terms and Conditions for Electronic Documents at [www.sgs.com/terms\\_e-document.htm](http://www.sgs.com/terms_e-document.htm). Attention is drawn to the limitation of liability, indemnification and jurisdiction issues defined therein. Any holder of this document is advised that information contained hereon reflects the Company's findings at the time of its intervention only and within the limits of Client's instructions, if any. The Company's sole responsibility is to its Client and this document does not exonerate parties to a transaction from exercising all their rights and obligations under the transaction documents. This document cannot be reproduced except in full, without prior written approval of the Company. Any unauthorized alteration, forgery or falsification of the content or appearance of this document is unlawful and offenders may be prosecuted to the fullest extent of the law.



### SPLSR LTE Band 2 & WLAN Aux


Conditions	Position	SAR Value (W/kg)	Coordinates (cm)			ΣSAR (W/kg)	Peak Location Separation Distance (mm)	SPLSR	Simultaneous Transmission SAR Test
			x	y	z				
LTE B2 CH19100	Back side	1.182	9.46	-3.51	-0.19	1.528	82.7	0.023	SPLSR<0.04, Not required
WLAN Aux a CH52		0.346	-10.20	-9.32	0.61				

Aux



WWAN

Conditions	Position	SAR Value (W/kg)	Coordinates (cm)			ΣSAR (W/kg)	Peak Location Separation Distance (mm)	SPLSR	Simultaneous Transmission SAR Test
			x	y	z				
LTE B2 CH19100	Top side	0.914	-0.75	-3.84	-0.32	0.939	26.8	0.034	SPLSR<0.04, Not required
WLAN Aux a CH 136		0.025	-1.50	-2.34	1.77				



WWAN Aux

Unless otherwise stated the results shown in this test report refer only to the sample(s) tested and such sample(s) are retained for 90 days only.

除非另有說明，此報告結果僅對測試之樣品負責，同時此樣品僅保留90天。本報告未經本公司書面許可，不可部份複製。

This document is issued by the Company subject to its General Conditions of Service printed overleaf, available on request or accessible at [www.sgs.com/terms\\_and\\_conditions.htm](http://www.sgs.com/terms_and_conditions.htm) and, for electronic format documents, subject to Terms and Conditions for Electronic Documents at [www.sgs.com/terms\\_e-document.htm](http://www.sgs.com/terms_e-document.htm). Attention is drawn to the limitation of liability, indemnification and jurisdiction issues defined therein. Any holder of this document is advised that information contained hereon reflects the Company's findings at the time of its intervention only and within the limits of Client's instructions, if any. The Company's sole responsibility is to its Client and this document does not exonerate parties to a transaction from exercising all their rights and obligations under the transaction documents. This document cannot be reproduced except in full, without prior written approval of the Company. Any unauthorized alteration, forgery or falsification of the content or appearance of this document is unlawful and offenders may be prosecuted to the fullest extent of the law.

## SPLSR LTE Band 2 & Transceiver

Conditions	Position	SAR Value (W/kg)	Coordinates (cm)			ΣSAR (W/kg)	Peak Location Separation Distance (mm)	SPLSR	Simultaneous Transmission SAR Test
			x	y	z				
LTE B2 CH19100	Back side	1.182	9.46	-3.51	-0.19	1.802	72	0.034	SPLSR<0.04, Not required
Transceiver		0.62	13.00	-9.78	-0.17				



## Transceiver WWAN

Conditions	Position	SAR Value (W/kg)	Coordinates (cm)			ΣSAR (W/kg)	Peak Location Separation Distance (mm)	SPLSR	Simultaneous Transmission SAR Test
			x	y	z				
LTE B2 CH19100	Top side	0.914	-0.75	-3.84	-0.32	1.252	38.2	0.037	SPLSR<0.04, Not required
Transceiver		0.338	-3.52	-6.46	-0.48				



## Transceiver WWAN

Unless otherwise stated the results shown in this test report refer only to the sample(s) tested and such sample(s) are retained for 90 days only.


除非另有說明，此報告結果僅對測試之樣品負責，同時此樣品僅保留90天。本報告未經本公司書面許可，不可部份複製。

This document is issued by the Company subject to its General Conditions of Service printed overleaf, available on request or accessible at [www.sgs.com/terms\\_and\\_conditions.htm](http://www.sgs.com/terms_and_conditions.htm) and, for electronic format documents, subject to Terms and Conditions for Electronic Documents at [www.sgs.com/terms\\_e-document.htm](http://www.sgs.com/terms_e-document.htm). Attention is drawn to the limitation of liability, indemnification and jurisdiction issues defined therein. Any holder of this document is advised that information contained hereon reflects the Company's findings at the time of its intervention only and within the limits of Client's instructions, if any. The Company's sole responsibility is to its Client and this document does not exonerate parties to a transaction from exercising all their rights and obligations under the transaction documents. This document cannot be reproduced except in full, without prior written approval of the Company. Any unauthorized alteration, forgery or falsification of the content or appearance of this document is unlawful and offenders may be prosecuted to the fullest extent of the law.

### SPLSR WLAN Main & WLAN Aux

Conditions	Position	SAR Value (W/kg)	Coordinates (cm)			ΣSAR (W/kg)	Peak Location Separation Distance (mm)	SPLSR	Simultaneous Transmission SAR Test
			x	y	z				
WLAN Main ac(80M) CH155	Back side	0.17	9.30	4.72	0.60	0.516	240.3	0.002	SPLSR<0.04, Not required
WLAN Aux a CH52		0.346	-10.20	-9.32	0.61				


Aux



Main

Conditions	Position	SAR Value (W/kg)	Coordinates (cm)			ΣSAR (W/kg)	Peak Location Separation Distance (mm)	SPLSR	Simultaneous Transmission SAR Test
			x	y	z				
WLAN Main ac(20M) CH136	Top side	1.185	-1.74	5.44	-0.44	1.21	80.9	0.016	SPLSR<0.04, Not required
WLAN Aux a CH 136		0.025	-1.50	-2.34	1.77				

Aux Main



Unless otherwise stated the results shown in this test report refer only to the sample(s) tested and such sample(s) are retained for 90 days only.

除非另有說明，此報告結果僅對測試之樣品負責，同時此樣品僅保留90天。本報告未經本公司書面許可，不可部份複製。

This document is issued by the Company subject to its General Conditions of Service printed overleaf, available on request or accessible at [www.sgs.com/terms\\_and\\_conditions.htm](http://www.sgs.com/terms_and_conditions.htm) and, for electronic format documents, subject to Terms and Conditions for Electronic Documents at [www.sgs.com/terms\\_e-document.htm](http://www.sgs.com/terms_e-document.htm). Attention is drawn to the limitation of liability, indemnification and jurisdiction issues defined therein. Any holder of this document is advised that information contained hereon reflects the Company's findings at the time of its intervention only and within the limits of Client's instructions, if any. The Company's sole responsibility is to its Client and this document does not exonerate parties to a transaction from exercising all their rights and obligations under the transaction documents. This document cannot be reproduced except in full, without prior written approval of the Company. Any unauthorized alteration, forgery or falsification of the content or appearance of this document is unlawful and offenders may be prosecuted to the fullest extent of the law.

## SPLSR WLAN Main & Transceiver

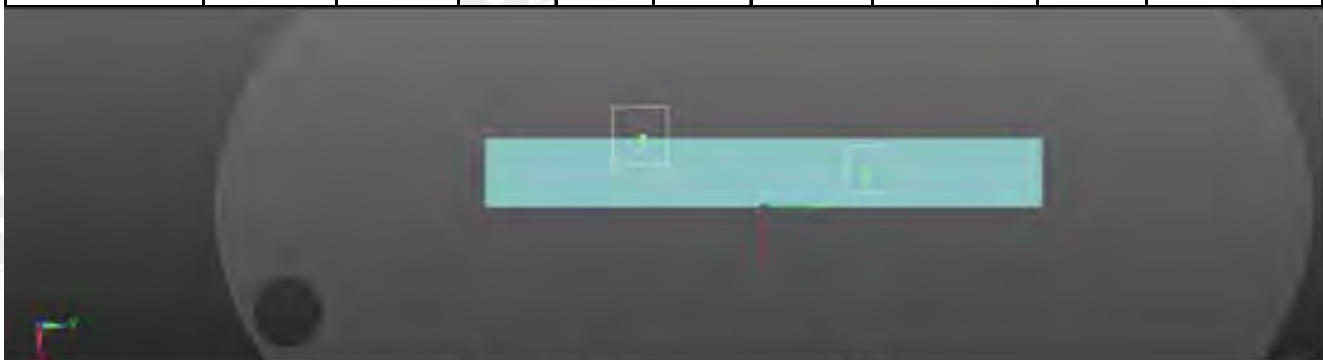
Conditions	Position	SAR Value (W/kg)	Coordinates (cm)			ΣSAR (W/kg)	Peak Location Separation Distance (mm)	SPLSR	Simultaneous Transmission SAR Test
			x	y	z				
WLAN Main ac(80M) CH155	Back side	0.17	9.30	4.72	0.60	0.652	174.3	0.003	SPLSR<0.04, Not required
Transceiver		0.482	8.92	-12.68	-0.30				



Transceiver

Main

Conditions	Position	SAR Value (W/kg)	Coordinates (cm)			ΣSAR (W/kg)	Peak Location Separation Distance (mm)	SPLSR	Simultaneous Transmission SAR Test
			x	y	z				
WLAN Aux a CH 136	Top side	0.025	-1.50	-2.34	1.77	0.363	120.3	0.002	SPLSR<0.04, Not required
Transceiver		0.338	-3.52	-6.46	-0.48				



Transceiver

Main

Unless otherwise stated the results shown in this test report refer only to the sample(s) tested and such sample(s) are retained for 90 days only.

除非另有說明，此報告結果僅對測試之樣品負責，同時此樣品僅保留90天。本報告未經本公司書面許可，不可部份複製。

This document is issued by the Company subject to its General Conditions of Service printed overleaf, available on request or accessible at [www.sgs.com/terms\\_and\\_conditions.htm](http://www.sgs.com/terms_and_conditions.htm) and, for electronic format documents, subject to Terms and Conditions for Electronic Documents at [www.sgs.com/terms\\_e-document.htm](http://www.sgs.com/terms_e-document.htm). Attention is drawn to the limitation of liability, indemnification and jurisdiction issues defined therein. Any holder of this document is advised that information contained hereon reflects the Company's findings at the time of its intervention only and within the limits of Client's instructions, if any. The Company's sole responsibility is to its Client and this document does not exonerate parties to a transaction from exercising all their rights and obligations under the transaction documents. This document cannot be reproduced except in full, without prior written approval of the Company. Any unauthorized alteration, forgery or falsification of the content or appearance of this document is unlawful and offenders may be prosecuted to the fullest extent of the law.

### SPLSR WLAN Aux & Transceiver

Conditions	Position	SAR Value (W/kg)	Coordinates (cm)			ΣSAR (W/kg)	Peak Location Separation Distance (mm)	SPLSR	Simultaneous Transmission SAR Test
			x	y	z				
WLAN Aux a CH52	Back side	0.346	-10.20	-9.32	0.61	0.828	194.3	0.004	SPLSR<0.04, Not required
Transceiver		0.482	8.92	-12.68	-0.30				

Aux



Transceiver

Conditions	Position	SAR Value (W/kg)	Coordinates (cm)			ΣSAR (W/kg)	Peak Location Separation Distance (mm)	SPLSR	Simultaneous Transmission SAR Test
			x	y	z				
WLAN Aux a CH 136	Top side	0.025	-1.50	-2.34	1.77	0.363	51.1	0.004	SPLSR<0.04, Not required
Transceiver		0.338	-3.52	-6.46	-0.48				



Transceiver

Aux

Unless otherwise stated the results shown in this test report refer only to the sample(s) tested and such sample(s) are retained for 90 days only.  
除非另有說明，此報告結果僅對測試之樣品負責，同時此樣品僅保留90天。本報告未經本公司書面許可，不可部份複製。

This document is issued by the Company subject to its General Conditions of Service printed overleaf, available on request or accessible at [www.sgs.com/terms\\_and\\_conditions.htm](http://www.sgs.com/terms_and_conditions.htm) and, for electronic format documents, subject to Terms and Conditions for Electronic Documents at [www.sgs.com/terms\\_e-document.htm](http://www.sgs.com/terms_e-document.htm). Attention is drawn to the limitation of liability, indemnification and jurisdiction issues defined therein. Any holder of this document is advised that information contained hereon reflects the Company's findings at the time of its intervention only and within the limits of Client's instructions, if any. The Company's sole responsibility is to its Client and this document does not exonerate parties to a transaction from exercising all their rights and obligations under the transaction documents. This document cannot be reproduced except in full, without prior written approval of the Company. Any unauthorized alteration, forgery or falsification of the content or appearance of this document is unlawful and offenders may be prosecuted to the fullest extent of the law.

### LTE FDD Band IV + 5GHz WLAN MIMO + Transceiver

No.	Conditions	Position	Distance (mm)	Max. WWAN	Max. WLAN Main	Max. WLAN Aux	Max. Transceiver	SAR Sum	SPLSR
24	LTE B4	Back side	0	0.797	0.17	0.346	0.62	<b>1.933</b>	Analyzed as below
		Top side	0	0.983	1.185	0.025	0.338	<b>2.531</b>	Analyzed as below
		Bottom side	0	0.031	0.031	1.487	0.008	1.557	$\Sigma$ SAR<1.6, Not required
		Left side	0	0.014	0.025	0.06	0.014	0.113	$\Sigma$ SAR<1.6, Not required
		Right side	0	0.012	0.039	0.021	0.003	0.075	$\Sigma$ SAR<1.6, Not required

Unless otherwise stated the results shown in this test report refer only to the sample(s) tested and such sample(s) are retained for 90 days only.

除非另有說明，此報告結果僅對測試之樣品負責，同時此樣品僅保留90天。本報告未經本公司書面許可，不可部份複製。

This document is issued by the Company subject to its General Conditions of Service printed overleaf, available on request or accessible at [www.sgs.com/terms\\_and\\_conditions.htm](http://www.sgs.com/terms_and_conditions.htm) and, for electronic format documents, subject to Terms and Conditions for Electronic Documents at [www.sgs.com/terms\\_e-document.htm](http://www.sgs.com/terms_e-document.htm). Attention is drawn to the limitation of liability, indemnification and jurisdiction issues defined therein. Any holder of this document is advised that information contained hereon reflects the Company's findings at the time of its intervention only and within the limits of Client's instructions, if any. The Company's sole responsibility is to its Client and this document does not exonerate parties to a transaction from exercising all their rights and obligations under the transaction documents. This document cannot be reproduced except in full, without prior written approval of the Company. Any unauthorized alteration, forgery or falsification of the content or appearance of this document is unlawful and offenders may be prosecuted to the fullest extent of the law.

### SPLSR LTE Band 4 & WLAN Main

Conditions	Position	SAR Value (W/kg)	Coordinates (cm)			ΣSAR (W/kg)	Peak Location Separation Distance (mm)	SPLSR	Simultaneous Transmission SAR Test
			x	y	z				
LTE B4 CH20050	Back side	0.797	9.75	-3.06	-0.20	0.967	78.3	0.012	SPLSR<0.04, Not required
WLAN Main ac(80M) CH155		0.17	9.30	4.72	0.60				



WWAN Main

Conditions	Position	SAR Value (W/kg)	Coordinates (cm)			ΣSAR (W/kg)	Peak Location Separation Distance (mm)	SPLSR	Simultaneous Transmission SAR Test
			x	y	z				
LTE B4 CH20050	Top side	0.983	-1.06	-3.34	-0.35	2.168	88.1	0.036	SPLSR<0.04, Not required
WLAN Main ac(20M) CH136		1.185	-1.74	5.44	-0.44				



WWAN Main


Unless otherwise stated the results shown in this test report refer only to the sample(s) tested and such sample(s) are retained for 90 days only.  
除非另有說明，此報告結果僅對測試之樣品負責，同時此樣品僅保留90天。本報告未經本公司書面許可，不可部份複製。

This document is issued by the Company subject to its General Conditions of Service printed overleaf, available on request or accessible at [www.sgs.com/terms\\_and\\_conditions.htm](http://www.sgs.com/terms_and_conditions.htm) and, for electronic format documents, subject to Terms and Conditions for Electronic Documents at [www.sgs.com/terms\\_e-document.htm](http://www.sgs.com/terms_e-document.htm). Attention is drawn to the limitation of liability, indemnification and jurisdiction issues defined therein. Any holder of this document is advised that information contained hereon reflects the Company's findings at the time of its intervention only and within the limits of Client's instructions, if any. The Company's sole responsibility is to its Client and this document does not exonerate parties to a transaction from exercising all their rights and obligations under the transaction documents. This document cannot be reproduced except in full, without prior written approval of the Company. Any unauthorized alteration, forgery or falsification of the content or appearance of this document is unlawful and offenders may be prosecuted to the fullest extent of the law.

### SPLSR LTE Band 4 & WLAN Aux

Conditions	Position	SAR Value (W/kg)	Coordinates (cm)			ΣSAR (W/kg)	Peak Location Separation Distance (mm)	SPLSR	Simultaneous Transmission SAR Test
			x	y	z				
LTE B4 CH20050	Back side	0.797	9.75	-3.06	-0.20	1.143	209.2	0.006	SPLSR<0.04, Not required
WLAN Aux a CH52		0.346	-10.20	-9.32	0.61				

Aux



WWAN

Conditions	Position	SAR Value (W/kg)	Coordinates (cm)			ΣSAR (W/kg)	Peak Location Separation Distance (mm)	SPLSR	Simultaneous Transmission SAR Test
			x	y	z				
LTE B4 CH20050	Top side	0.983	-1.06	-3.34	-0.35	1.008	26.9	0.038	SPLSR<0.04, Not required
WLAN Aux a CH 136		0.025	-1.50	-2.34	1.77				



WWAN Aux

Unless otherwise stated the results shown in this test report refer only to the sample(s) tested and such sample(s) are retained for 90 days only.

除非另有說明，此報告結果僅對測試之樣品負責，同時此樣品僅保留90天。本報告未經本公司書面許可，不可部份複製。

This document is issued by the Company subject to its General Conditions of Service printed overleaf, available on request or accessible at [www.sgs.com/terms\\_and\\_conditions.htm](http://www.sgs.com/terms_and_conditions.htm) and, for electronic format documents, subject to Terms and Conditions for Electronic Documents at [www.sgs.com/terms\\_e-document.htm](http://www.sgs.com/terms_e-document.htm). Attention is drawn to the limitation of liability, indemnification and jurisdiction issues defined therein. Any holder of this document is advised that information contained hereon reflects the Company's findings at the time of its intervention only and within the limits of Client's instructions, if any. The Company's sole responsibility is to its Client and this document does not exonerate parties to a transaction from exercising all their rights and obligations under the transaction documents. This document cannot be reproduced except in full, without prior written approval of the Company. Any unauthorized alteration, forgery or falsification of the content or appearance of this document is unlawful and offenders may be prosecuted to the fullest extent of the law.




### SPLSR LTE Band 4 & Transceiver

Conditions	Position	SAR Value (W/kg)	Coordinates (cm)			ΣSAR (W/kg)	Peak Location Separation Distance (mm)	SPLSR	Simultaneous Transmission SAR Test
			x	y	z				
LTE B4 CH20050	Back side	0.797	9.75	-3.06	-0.20	1.417	74.6	0.023	SPLSR<0.04, Not required
Transceiver		0.62	13.00	-9.78	-0.17				



### Transceiver WWAN

Conditions	Position	SAR Value (W/kg)	Coordinates (cm)			ΣSAR (W/kg)	Peak Location Separation Distance (mm)	SPLSR	Simultaneous Transmission SAR Test
			x	y	z				
LTE B4 CH20050	Top side	0.983	-1.06	-3.34	-0.35	1.321	39.8	0.038	SPLSR<0.04, Not required
Transceiver		0.338	-3.52	-6.46	-0.48				



### Transceiver WWAN

Unless otherwise stated the results shown in this test report refer only to the sample(s) tested and such sample(s) are retained for 90 days only.


除非另有說明，此報告結果僅對測試之樣品負責，同時此樣品僅保留90天。本報告未經本公司書面許可，不可部份複製。

This document is issued by the Company subject to its General Conditions of Service printed overleaf, available on request or accessible at [www.sgs.com/terms\\_and\\_conditions.htm](http://www.sgs.com/terms_and_conditions.htm) and, for electronic format documents, subject to Terms and Conditions for Electronic Documents at [www.sgs.com/terms\\_e-document.htm](http://www.sgs.com/terms_e-document.htm). Attention is drawn to the limitation of liability, indemnification and jurisdiction issues defined therein. Any holder of this document is advised that information contained hereon reflects the Company's findings at the time of its intervention only and within the limits of Client's instructions, if any. The Company's sole responsibility is to its Client and this document does not exonerate parties to a transaction from exercising all their rights and obligations under the transaction documents. This document cannot be reproduced except in full, without prior written approval of the Company. Any unauthorized alteration, forgery or falsification of the content or appearance of this document is unlawful and offenders may be prosecuted to the fullest extent of the law.

### SPLSR WLAN Main & WLAN Aux

Conditions	Position	SAR Value (W/kg)	Coordinates (cm)			ΣSAR (W/kg)	Peak Location Separation Distance (mm)	SPLSR	Simultaneous Transmission SAR Test
			x	y	z				
WLAN Main ac(80M) CH155	Back side	0.17	9.30	4.72	0.60	0.516	240.3	0.002	SPLSR<0.04, Not required
WLAN Aux a CH52		0.346	-10.20	-9.32	0.61				

Aux




Main

Conditions	Position	SAR Value (W/kg)	Coordinates (cm)			ΣSAR (W/kg)	Peak Location Separation Distance (mm)	SPLSR	Simultaneous Transmission SAR Test
			x	y	z				
WLAN Main ac(20M) CH136	Top side	1.185	-1.74	5.44	-0.44	1.21	80.9	0.016	SPLSR<0.04, Not required
WLAN Aux a CH 136		0.025	-1.50	-2.34	1.77				

Aux

Main



Unless otherwise stated the results shown in this test report refer only to the sample(s) tested and such sample(s) are retained for 90 days only.

除非另有說明，此報告結果僅對測試之樣品負責，同時此樣品僅保留90天。本報告未經本公司書面許可，不可部份複製。

This document is issued by the Company subject to its General Conditions of Service printed overleaf, available on request or accessible at [www.sgs.com/terms\\_and\\_conditions.htm](http://www.sgs.com/terms_and_conditions.htm) and, for electronic format documents, subject to Terms and Conditions for Electronic Documents at [www.sgs.com/terms\\_e-document.htm](http://www.sgs.com/terms_e-document.htm). Attention is drawn to the limitation of liability, indemnification and jurisdiction issues defined therein. Any holder of this document is advised that information contained hereon reflects the Company's findings at the time of its intervention only and within the limits of Client's instructions, if any. The Company's sole responsibility is to its Client and this document does not exonerate parties to a transaction from exercising all their rights and obligations under the transaction documents. This document cannot be reproduced except in full, without prior written approval of the Company. Any unauthorized alteration, forgery or falsification of the content or appearance of this document is unlawful and offenders may be prosecuted to the fullest extent of the law.

## SPLSR WLAN Main & Transceiver

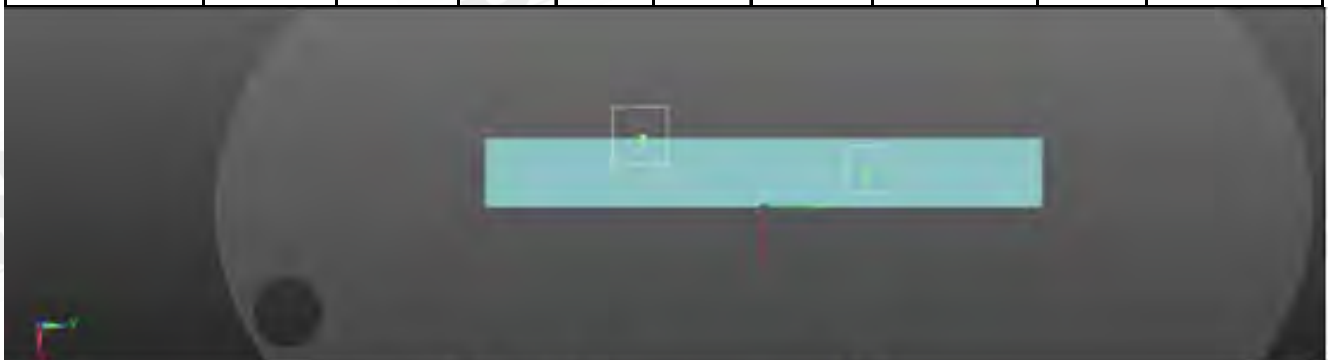
Conditions	Position	SAR Value (W/kg)	Coordinates (cm)			ΣSAR (W/kg)	Peak Location Separation Distance (mm)	SPLSR	Simultaneous Transmission SAR Test
			x	y	z				
WLAN Main ac(80M) CH155	Back side	0.17	9.30	4.72	0.60	0.652	174.3	0.003	SPLSR<0.04, Not required
Transceiver		0.482	8.92	-12.68	-0.30				



Transceiver

Main

Conditions	Position	SAR Value (W/kg)	Coordinates (cm)			ΣSAR (W/kg)	Peak Location Separation Distance (mm)	SPLSR	Simultaneous Transmission SAR Test
			x	y	z				
WLAN Aux a CH 136	Top side	0.025	-1.50	-2.34	1.77	0.363	120.3	0.002	SPLSR<0.04, Not required
Transceiver		0.338	-3.52	-6.46	-0.48				



Transceiver

Main

Unless otherwise stated the results shown in this test report refer only to the sample(s) tested and such sample(s) are retained for 90 days only.

除非另有說明，此報告結果僅對測試之樣品負責，同時此樣品僅保留90天。本報告未經本公司書面許可，不可部份複製。

This document is issued by the Company subject to its General Conditions of Service printed overleaf, available on request or accessible at [www.sgs.com/terms\\_and\\_conditions.htm](http://www.sgs.com/terms_and_conditions.htm) and, for electronic format documents, subject to Terms and Conditions for Electronic Documents at [www.sgs.com/terms\\_e-document.htm](http://www.sgs.com/terms_e-document.htm). Attention is drawn to the limitation of liability, indemnification and jurisdiction issues defined therein. Any holder of this document is advised that information contained hereon reflects the Company's findings at the time of its intervention only and within the limits of Client's instructions, if any. The Company's sole responsibility is to its Client and this document does not exonerate parties to a transaction from exercising all their rights and obligations under the transaction documents. This document cannot be reproduced except in full, without prior written approval of the Company. Any unauthorized alteration, forgery or falsification of the content or appearance of this document is unlawful and offenders may be prosecuted to the fullest extent of the law.

## SPLSR WLAN Aux & Transceiver

Conditions	Position	SAR Value (W/kg)	Coordinates (cm)			ΣSAR (W/kg)	Peak Location Separation Distance (mm)	SPLSR	Simultaneous Transmission SAR Test
			x	y	z				
WLAN Aux a CH52	Back side	0.346	-10.20	-9.32	0.61	0.828	194.3	0.004	SPLSR<0.04, Not required
Transceiver		0.482	8.92	-12.68	-0.30				

Aux



Transceiver

Conditions	Position	SAR Value (W/kg)	Coordinates (cm)			ΣSAR (W/kg)	Peak Location Separation Distance (mm)	SPLSR	Simultaneous Transmission SAR Test
			x	y	z				
WLAN Aux a CH 136	Top side	0.025	-1.50	-2.34	1.77	0.363	51.1	0.004	SPLSR<0.04, Not required
Transceiver		0.338	-3.52	-6.46	-0.48				



Transceiver

Aux

Unless otherwise stated the results shown in this test report refer only to the sample(s) tested and such sample(s) are retained for 90 days only.

除非另有說明，此報告結果僅對測試之樣品負責，同時此樣品僅保留90天。本報告未經本公司書面許可，不可部份複製。

This document is issued by the Company subject to its General Conditions of Service printed overleaf, available on request or accessible at [www.sgs.com/terms\\_and\\_conditions.htm](http://www.sgs.com/terms_and_conditions.htm) and, for electronic format documents, subject to Terms and Conditions for Electronic Documents at [www.sgs.com/terms\\_e-document.htm](http://www.sgs.com/terms_e-document.htm). Attention is drawn to the limitation of liability, indemnification and jurisdiction issues defined therein. Any holder of this document is advised that information contained hereon reflects the Company's findings at the time of its intervention only and within the limits of Client's instructions, if any. The Company's sole responsibility is to its Client and this document does not exonerate parties to a transaction from exercising all their rights and obligations under the transaction documents. This document cannot be reproduced except in full, without prior written approval of the Company. Any unauthorized alteration, forgery or falsification of the content or appearance of this document is unlawful and offenders may be prosecuted to the fullest extent of the law.

**LTE FDD Band V + 5GHz WLAN MIMO + Transceiver**

No.	Conditions	Position	Distance (mm)	Max. WWAN	Max. WLAN Main	Max. WLAN Aux	Max. Transceiver	SAR Sum	SPLSR
25	LTE B5	Back side	0	0.49	0.17	0.346	0.62	<b>1.626</b>	Analyzed as below
		Top side	0	0.234	1.185	0.025	0.338	<b>1.782</b>	Analyzed as below
		Bottom side	0	0.041	0.031	1.487	0.008	1.567	$\Sigma$ SAR < 1.6, Not required
		Left side	0	0.02	0.025	0.06	0.014	0.119	$\Sigma$ SAR < 1.6, Not required
		Right side	0	0.012	0.039	0.021	0.003	0.075	$\Sigma$ SAR < 1.6, Not required

Unless otherwise stated the results shown in this test report refer only to the sample(s) tested and such sample(s) are retained for 90 days only.

除非另有說明，此報告結果僅對測試之樣品負責，同時此樣品僅保留90天。本報告未經本公司書面許可，不可部份複製。

This document is issued by the Company subject to its General Conditions of Service printed overleaf, available on request or accessible at [www.sgs.com/terms\\_and\\_conditions.htm](http://www.sgs.com/terms_and_conditions.htm) and, for electronic format documents, subject to Terms and Conditions for Electronic Documents at [www.sgs.com/terms\\_e-document.htm](http://www.sgs.com/terms_e-document.htm). Attention is drawn to the limitation of liability, indemnification and jurisdiction issues defined therein. Any holder of this document is advised that information contained hereon reflects the Company's findings at the time of its intervention only and within the limits of Client's instructions, if any. The Company's sole responsibility is to its Client and this document does not exonerate parties to a transaction from exercising all their rights and obligations under the transaction documents. This document cannot be reproduced except in full, without prior written approval of the Company. Any unauthorized alteration, forgery or falsification of the content or appearance of this document is unlawful and offenders may be prosecuted to the fullest extent of the law.

### SPLSR LTE Band 5 & WLAN Main

Conditions	Position	SAR Value (W/kg)	Coordinates (cm)			$\Sigma$ SAR (W/kg)	Peak Location Separation Distance (mm)	SPLSR	Simultaneous Transmission SAR Test
			x	y	z				
LTE B5 CH20600	Back side	0.49	9.31	-3.51	-0.25	0.66	82.7	0.006	SPLSR<0.04, Not required
WLAN Main ac(80M) CH155		0.17	9.30	4.72	0.60				



WWAN Main

Conditions	Position	SAR Value (W/kg)	Coordinates (cm)			$\Sigma$ SAR (W/kg)	Peak Location Separation Distance (mm)	SPLSR	Simultaneous Transmission SAR Test
			x	y	z				
LTE B5 CH20600	Top side	0.234	-1.35	-1.63	-0.44	1.419	70.8	0.024	SPLSR<0.04, Not required
WLAN Main ac(20M) CH136		1.185	-1.74	5.44	-0.44				



WWAN Main


Unless otherwise stated the results shown in this test report refer only to the sample(s) tested and such sample(s) are retained for 90 days only.

除非另有說明，此報告結果僅對測試之樣品負責，同時此樣品僅保留90天。本報告未經本公司書面許可，不可部份複製。


This document is issued by the Company subject to its General Conditions of Service printed overleaf, available on request or accessible at [www.sgs.com/terms\\_and\\_conditions.htm](http://www.sgs.com/terms_and_conditions.htm) and, for electronic format documents, subject to Terms and Conditions for Electronic Documents at [www.sgs.com/terms\\_e-document.htm](http://www.sgs.com/terms_e-document.htm). Attention is drawn to the limitation of liability, indemnification and jurisdiction issues defined therein. Any holder of this document is advised that information contained hereon reflects the Company's findings at the time of its intervention only and within the limits of Client's instructions, if any. The Company's sole responsibility is to its Client and this document does not exonerate parties to a transaction from exercising all their rights and obligations under the transaction documents. This document cannot be reproduced except in full, without prior written approval of the Company. Any unauthorized alteration, forgery or falsification of the content or appearance of this document is unlawful and offenders may be prosecuted to the fullest extent of the law.

**SPLSR LTE Band 5 & WLAN Aux**

Conditions	Position	SAR Value (W/kg)	Coordinates (cm)			ΣSAR (W/kg)	Peak Location Separation Distance (mm)	SPLSR	Simultaneous Transmission SAR Test
			x	y	z				
LTE B5 CH20600	Back side	0.49	9.31	-3.51	-0.25	0.836	203.7	0.004	SPLSR<0.04, Not required
WLAN Aux a CH52		0.346	-10.20	-9.32	0.61				

**Aux**

**WWAN**

Conditions	Position	SAR Value (W/kg)	Coordinates (cm)			ΣSAR (W/kg)	Peak Location Separation Distance (mm)	SPLSR	Simultaneous Transmission SAR Test
			x	y	z				
LTE B5 CH20600	Top side	0.234	-1.35	-1.63	-0.44	0.259	23.2	0.006	SPLSR<0.04, Not required
WLAN Aux a CH 136		0.025	-1.50	-2.34	1.77				

**Aux**
**WWAN**


Unless otherwise stated the results shown in this test report refer only to the sample(s) tested and such sample(s) are retained for 90 days only.

除非另有說明，此報告結果僅對測試之樣品負責，同時此樣品僅保留90天。本報告未經本公司書面許可，不可部份複製。

This document is issued by the Company subject to its General Conditions of Service printed overleaf, available on request or accessible at [www.sgs.com/terms\\_and\\_conditions.htm](http://www.sgs.com/terms_and_conditions.htm) and, for electronic format documents, subject to Terms and Conditions for Electronic Documents at [www.sgs.com/terms\\_e-document.htm](http://www.sgs.com/terms_e-document.htm). Attention is drawn to the limitation of liability, indemnification and jurisdiction issues defined therein. Any holder of this document is advised that information contained hereon reflects the Company's findings at the time of its intervention only and within the limits of Client's instructions, if any. The Company's sole responsibility is to its Client and this document does not exonerate parties to a transaction from exercising all their rights and obligations under the transaction documents. This document cannot be reproduced except in full, without prior written approval of the Company. Any unauthorized alteration, forgery or falsification of the content or appearance of this document is unlawful and offenders may be prosecuted to the fullest extent of the law.

## SPLSR LTE Band 5 & Transceiver

Conditions	Position	SAR Value (W/kg)	Coordinates (cm)			ΣSAR (W/kg)	Peak Location Separation Distance (mm)	SPLSR	Simultaneous Transmission SAR Test
			x	y	z				
LTE B5 CH20600	Back side	0.49	9.31	-3.51	-0.25	1.11	72.8	0.016	SPLSR<0.04, Not required
Transceiver		0.62	13.00	-9.78	-0.17				



## Transceiver WWAN

Conditions	Position	SAR Value (W/kg)	Coordinates (cm)			ΣSAR (W/kg)	Peak Location Separation Distance (mm)	SPLSR	Simultaneous Transmission SAR Test
			x	y	z				
LTE B5 CH20600	Top side	0.234	-1.35	-1.63	-0.44	0.572	53	0.008	SPLSR<0.04, Not required
Transceiver		0.338	-3.52	-6.46	-0.48				



## Transceiver WWAN

Unless otherwise stated the results shown in this test report refer only to the sample(s) tested and such sample(s) are retained for 90 days only.

除非另有說明，此報告結果僅對測試之樣品負責，同時此樣品僅保留90天。本報告未經本公司書面許可，不可部份複製。


This document is issued by the Company subject to its General Conditions of Service printed overleaf, available on request or accessible at [www.sgs.com/terms\\_and\\_conditions.htm](http://www.sgs.com/terms_and_conditions.htm) and, for electronic format documents, subject to Terms and Conditions for Electronic Documents at [www.sgs.com/terms\\_e-document.htm](http://www.sgs.com/terms_e-document.htm). Attention is drawn to the limitation of liability, indemnification and jurisdiction issues defined therein. Any holder of this document is advised that information contained hereon reflects the Company's findings at the time of its intervention only and within the limits of Client's instructions, if any. The Company's sole responsibility is to its Client and this document does not exonerate parties to a transaction from exercising all their rights and obligations under the transaction documents. This document cannot be reproduced except in full, without prior written approval of the Company. Any unauthorized alteration, forgery or falsification of the content or appearance of this document is unlawful and offenders may be prosecuted to the fullest extent of the law.



**SPLSR WLAN Main & WLAN Aux**


Conditions	Position	SAR Value (W/kg)	Coordinates (cm)			ΣSAR (W/kg)	Peak Location Separation Distance (mm)	SPLSR	Simultaneous Transmission SAR Test
			x	y	z				
WLAN Main ac(80M) CH155	Back side	0.17	9.30	4.72	0.60	0.516	240.3	0.002	SPLSR<0.04, Not required
WLAN Aux a CH52		0.346	-10.20	-9.32	0.61				

Aux



Main

Conditions	Position	SAR Value (W/kg)	Coordinates (cm)			ΣSAR (W/kg)	Peak Location Separation Distance (mm)	SPLSR	Simultaneous Transmission SAR Test
			x	y	z				
WLAN Main ac(20M) CH136	Top side	1.185	-1.74	5.44	-0.44	1.21	80.9	0.016	SPLSR<0.04, Not required
WLAN Aux a CH 136		0.025	-1.50	-2.34	1.77				



Aux Main

Unless otherwise stated the results shown in this test report refer only to the sample(s) tested and such sample(s) are retained for 90 days only.

除非另有說明，此報告結果僅對測試之樣品負責，同時此樣品僅保留90天。本報告未經本公司書面許可，不可部份複製。

This document is issued by the Company subject to its General Conditions of Service printed overleaf, available on request or accessible at [www.sgs.com/terms\\_and\\_conditions.htm](http://www.sgs.com/terms_and_conditions.htm) and, for electronic format documents, subject to Terms and Conditions for Electronic Documents at [www.sgs.com/terms\\_e-document.htm](http://www.sgs.com/terms_e-document.htm). Attention is drawn to the limitation of liability, indemnification and jurisdiction issues defined therein. Any holder of this document is advised that information contained hereon reflects the Company's findings at the time of its intervention only and within the limits of Client's instructions, if any. The Company's sole responsibility is to its Client and this document does not exonerate parties to a transaction from exercising all their rights and obligations under the transaction documents. This document cannot be reproduced except in full, without prior written approval of the Company. Any unauthorized alteration, forgery or falsification of the content or appearance of this document is unlawful and offenders may be prosecuted to the fullest extent of the law.

## SPLSR WLAN Main & Transceiver

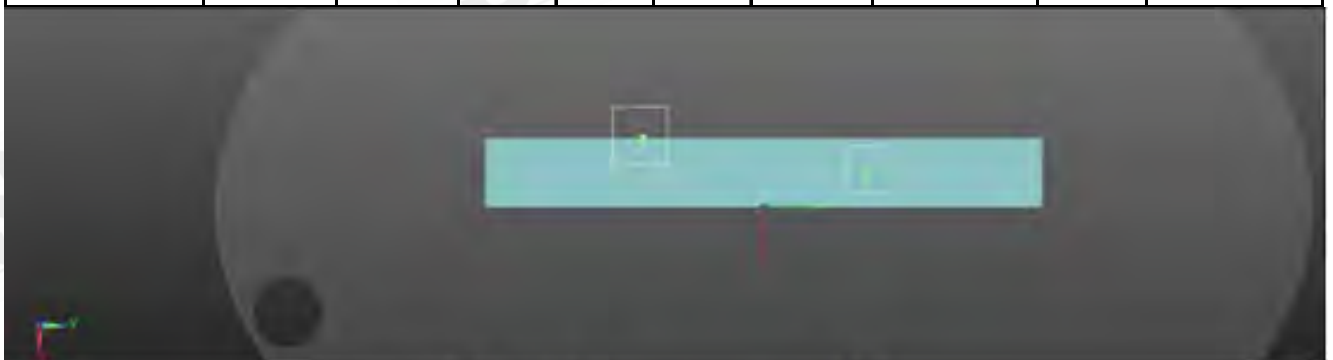
Conditions	Position	SAR Value (W/kg)	Coordinates (cm)			ΣSAR (W/kg)	Peak Location Separation Distance (mm)	SPLSR	Simultaneous Transmission SAR Test
			x	y	z				
WLAN Main ac(80M) CH155	Back side	0.17	9.30	4.72	0.60	0.652	174.3	0.003	SPLSR<0.04, Not required
Transceiver		0.482	8.92	-12.68	-0.30				



Transceiver

Main

Conditions	Position	SAR Value (W/kg)	Coordinates (cm)			ΣSAR (W/kg)	Peak Location Separation Distance (mm)	SPLSR	Simultaneous Transmission SAR Test
			x	y	z				
WLAN Aux a CH 136	Top side	0.025	-1.50	-2.34	1.77	0.363	120.3	0.002	SPLSR<0.04, Not required
Transceiver		0.338	-3.52	-6.46	-0.48				



Transceiver

Main

Unless otherwise stated the results shown in this test report refer only to the sample(s) tested and such sample(s) are retained for 90 days only.

除非另有說明，此報告結果僅對測試之樣品負責，同時此樣品僅保留90天。本報告未經本公司書面許可，不可部份複製。

This document is issued by the Company subject to its General Conditions of Service printed overleaf, available on request or accessible at [www.sgs.com/terms\\_and\\_conditions.htm](http://www.sgs.com/terms_and_conditions.htm) and, for electronic format documents, subject to Terms and Conditions for Electronic Documents at [www.sgs.com/terms\\_e-document.htm](http://www.sgs.com/terms_e-document.htm). Attention is drawn to the limitation of liability, indemnification and jurisdiction issues defined therein. Any holder of this document is advised that information contained hereon reflects the Company's findings at the time of its intervention only and within the limits of Client's instructions, if any. The Company's sole responsibility is to its Client and this document does not exonerate parties to a transaction from exercising all their rights and obligations under the transaction documents. This document cannot be reproduced except in full, without prior written approval of the Company. Any unauthorized alteration, forgery or falsification of the content or appearance of this document is unlawful and offenders may be prosecuted to the fullest extent of the law.

### SPLSR WLAN Aux & Transceiver

Conditions	Position	SAR Value (W/kg)	Coordinates (cm)			ΣSAR (W/kg)	Peak Location Separation Distance (mm)	SPLSR	Simultaneous Transmission SAR Test
			x	y	z				
WLAN Aux a CH52	Back side	0.346	-10.20	-9.32	0.61	0.828	194.3	0.004	SPLSR<0.04, Not required
Transceiver		0.482	8.92	-12.68	-0.30				

Aux



Transceiver

Conditions	Position	SAR Value (W/kg)	Coordinates (cm)			ΣSAR (W/kg)	Peak Location Separation Distance (mm)	SPLSR	Simultaneous Transmission SAR Test
			x	y	z				
WLAN Aux a CH 136	Top side	0.025	-1.50	-2.34	1.77	0.363	51.1	0.004	SPLSR<0.04, Not required
Transceiver		0.338	-3.52	-6.46	-0.48				



Transceiver

Aux

Unless otherwise stated the results shown in this test report refer only to the sample(s) tested and such sample(s) are retained for 90 days only.

除非另有說明，此報告結果僅對測試之樣品負責，同時此樣品僅保留90天。本報告未經本公司書面許可，不可部份複製。

This document is issued by the Company subject to its General Conditions of Service printed overleaf, available on request or accessible at [www.sgs.com/terms\\_and\\_conditions.htm](http://www.sgs.com/terms_and_conditions.htm) and, for electronic format documents, subject to Terms and Conditions for Electronic Documents at [www.sgs.com/terms\\_e-document.htm](http://www.sgs.com/terms_e-document.htm). Attention is drawn to the limitation of liability, indemnification and jurisdiction issues defined therein. Any holder of this document is advised that information contained hereon reflects the Company's findings at the time of its intervention only and within the limits of Client's instructions, if any. The Company's sole responsibility is to its Client and this document does not exonerate parties to a transaction from exercising all their rights and obligations under the transaction documents. This document cannot be reproduced except in full, without prior written approval of the Company. Any unauthorized alteration, forgery or falsification of the content or appearance of this document is unlawful and offenders may be prosecuted to the fullest extent of the law.

**LTE FDD Band XIII + 5GHz WLAN MIMO + Transceiver**

No.	Conditions	Position	Distance (mm)	Max. WWAN	Max. WLAN Main	Max. WLAN Aux	Max. Transceiver	SAR Sum	SPLSR
26	LTE B13	Back side	0	0.499	0.17	0.346	0.62	<b>1.635</b>	Analyzed as below
		Top side	0	0.303	1.185	0.025	0.338	<b>1.851</b>	Analyzed as below
		Bottom side	0	0.016	0.031	1.487	0.008	1.542	$\Sigma$ SAR<1.6, Not required
		Left side	0	0.027	0.025	0.06	0.014	0.126	$\Sigma$ SAR<1.6, Not required
		Right side	0	0.006	0.039	0.021	0.003	0.069	$\Sigma$ SAR<1.6, Not required

Unless otherwise stated the results shown in this test report refer only to the sample(s) tested and such sample(s) are retained for 90 days only.

除非另有說明，此報告結果僅對測試之樣品負責，同時此樣品僅保留90天。本報告未經本公司書面許可，不可部份複製。

This document is issued by the Company subject to its General Conditions of Service printed overleaf, available on request or accessible at [www.sgs.com/terms\\_and\\_conditions.htm](http://www.sgs.com/terms_and_conditions.htm) and, for electronic format documents, subject to Terms and Conditions for Electronic Documents at [www.sgs.com/terms\\_e-document.htm](http://www.sgs.com/terms_e-document.htm). Attention is drawn to the limitation of liability, indemnification and jurisdiction issues defined therein. Any holder of this document is advised that information contained hereon reflects the Company's findings at the time of its intervention only and within the limits of Client's instructions, if any. The Company's sole responsibility is to its Client and this document does not exonerate parties to a transaction from exercising all their rights and obligations under the transaction documents. This document cannot be reproduced except in full, without prior written approval of the Company. Any unauthorized alteration, forgery or falsification of the content or appearance of this document is unlawful and offenders may be prosecuted to the fullest extent of the law.


## SPLSR LTE Band 13 & WLAN Main

Conditions	Position	SAR Value (W/kg)	Coordinates (cm)			ΣSAR (W/kg)	Peak Location Separation Distance (mm)	SPLSR	Simultaneous Transmission SAR Test
			x	y	z				
LTE B13 CH23230	Back side	0.499	9.46	-3.50	-0.24	0.669	82.6	0.007	SPLSR<0.04, Not required
WLAN Main ac(80M) CH155		0.17	9.30	4.72	0.60				



WWAN Main

Conditions	Position	SAR Value (W/kg)	Coordinates (cm)			ΣSAR (W/kg)	Peak Location Separation Distance (mm)	SPLSR	Simultaneous Transmission SAR Test
			x	y	z				
LTE B13 CH23230	Top side	0.303	-1.34	-8.06	-0.39	1.488	135.1	0.013	SPLSR<0.04, Not required
WLAN Main ac(20M) CH136		1.185	-1.74	5.44	-0.44				



WWAN Main

Unless otherwise stated the results shown in this test report refer only to the sample(s) tested and such sample(s) are retained for 90 days only.

除非另有說明，此報告結果僅對測試之樣品負責，同時此樣品僅保留90天。本報告未經本公司書面許可，不可部份複製。

This document is issued by the Company subject to its General Conditions of Service printed overleaf, available on request or accessible at [www.sgs.com/terms\\_and\\_conditions.htm](http://www.sgs.com/terms_and_conditions.htm) and, for electronic format documents, subject to Terms and Conditions for Electronic Documents at [www.sgs.com/terms\\_e-document.htm](http://www.sgs.com/terms_e-document.htm). Attention is drawn to the limitation of liability, indemnification and jurisdiction issues defined therein. Any holder of this document is advised that information contained hereon reflects the Company's findings at the time of its intervention only and within the limits of Client's instructions, if any. The Company's sole responsibility is to its Client and this document does not exonerate parties to a transaction from exercising all their rights and obligations under the transaction documents. This document cannot be reproduced except in full, without prior written approval of the Company. Any unauthorized alteration, forgery or falsification of the content or appearance of this document is unlawful and offenders may be prosecuted to the fullest extent of the law.

### SPLSR LTE Band 13 & WLAN Aux


Conditions	Position	SAR Value (W/kg)	Coordinates (cm)			ΣSAR (W/kg)	Peak Location Separation Distance (mm)	SPLSR	Simultaneous Transmission SAR Test
			x	y	z				
LTE B13 CH23230	Back side	0.499	9.46	-3.50	-0.24	0.845	205.2	0.004	SPLSR<0.04, Not required
WLAN Aux a CH52		0.346	-10.20	-9.32	0.61				

Aux



WWAN

Conditions	Position	SAR Value (W/kg)	Coordinates (cm)			ΣSAR (W/kg)	Peak Location Separation Distance (mm)	SPLSR	Simultaneous Transmission SAR Test
			x	y	z				
LTE B13 CH23230	Top side	0.303	-1.34	-8.06	-0.39	0.328	61.2	0.003	SPLSR<0.04, Not required
WLAN Aux a CH 136		0.025	-1.50	-2.34	1.77				



WWAN Aux

Unless otherwise stated the results shown in this test report refer only to the sample(s) tested and such sample(s) are retained for 90 days only.

除非另有說明，此報告結果僅對測試之樣品負責，同時此樣品僅保留90天。本報告未經本公司書面許可，不可部份複製。

This document is issued by the Company subject to its General Conditions of Service printed overleaf, available on request or accessible at [www.sgs.com/terms\\_and\\_conditions.htm](http://www.sgs.com/terms_and_conditions.htm) and, for electronic format documents, subject to Terms and Conditions for Electronic Documents at [www.sgs.com/terms\\_e-document.htm](http://www.sgs.com/terms_e-document.htm). Attention is drawn to the limitation of liability, indemnification and jurisdiction issues defined therein. Any holder of this document is advised that information contained hereon reflects the Company's findings at the time of its intervention only and within the limits of Client's instructions, if any. The Company's sole responsibility is to its Client and this document does not exonerate parties to a transaction from exercising all their rights and obligations under the transaction documents. This document cannot be reproduced except in full, without prior written approval of the Company. Any unauthorized alteration, forgery or falsification of the content or appearance of this document is unlawful and offenders may be prosecuted to the fullest extent of the law.

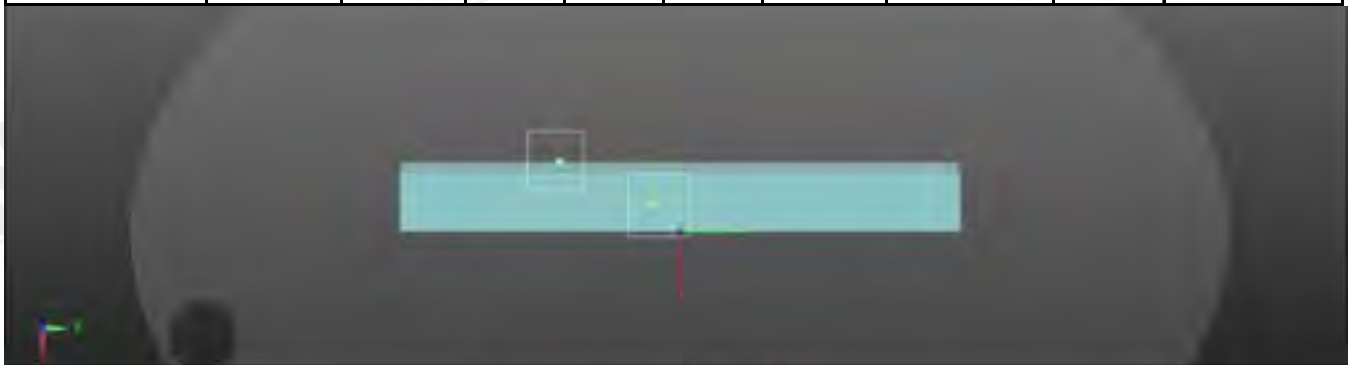
## SPLSR LTE Band 13 & Transceiver

Conditions	Position	SAR Value (W/kg)	Coordinates (cm)			ΣSAR (W/kg)	Peak Location Separation Distance (mm)	SPLSR	Simultaneous Transmission SAR Test
			x	y	z				
LTE B13 CH23230	Back side	0.499	9.46	-3.50	-0.24	1.119	72.1	0.016	SPLSR<0.04, Not required
Transceiver		0.62	13.00	-9.78	-0.17				



## Transceiver WWAN

Conditions	Position	SAR Value (W/kg)	Coordinates (cm)			ΣSAR (W/kg)	Peak Location Separation Distance (mm)	SPLSR	Simultaneous Transmission SAR Test
			x	y	z				
LTE B13 CH23230	Top side	0.303	-1.34	-8.06	-0.39	0.641	53	0.010	SPLSR<0.04, Not required
Transceiver		0.338	-3.52	-6.46	-0.48				



## Transceiver WWAN

Unless otherwise stated the results shown in this test report refer only to the sample(s) tested and such sample(s) are retained for 90 days only.


除非另有說明，此報告結果僅對測試之樣品負責，同時此樣品僅保留90天。本報告未經本公司書面許可，不可部份複製。

This document is issued by the Company subject to its General Conditions of Service printed overleaf, available on request or accessible at [www.sgs.com/terms\\_and\\_conditions.htm](http://www.sgs.com/terms_and_conditions.htm) and, for electronic format documents, subject to Terms and Conditions for Electronic Documents at [www.sgs.com/terms\\_e-document.htm](http://www.sgs.com/terms_e-document.htm). Attention is drawn to the limitation of liability, indemnification and jurisdiction issues defined therein. Any holder of this document is advised that information contained hereon reflects the Company's findings at the time of its intervention only and within the limits of Client's instructions, if any. The Company's sole responsibility is to its Client and this document does not exonerate parties to a transaction from exercising all their rights and obligations under the transaction documents. This document cannot be reproduced except in full, without prior written approval of the Company. Any unauthorized alteration, forgery or falsification of the content or appearance of this document is unlawful and offenders may be prosecuted to the fullest extent of the law.

**SPLSR WLAN Main & WLAN Aux**


Conditions	Position	SAR Value (W/kg)	Coordinates (cm)			ΣSAR (W/kg)	Peak Location Separation Distance (mm)	SPLSR	Simultaneous Transmission SAR Test
			x	y	z				
WLAN Main ac(80M) CH155	Back side	0.17	9.30	4.72	0.60	0.516	240.3	0.002	SPLSR<0.04, Not required
WLAN Aux a CH52		0.346	-10.20	-9.32	0.61				

Aux



Main

Conditions	Position	SAR Value (W/kg)	Coordinates (cm)			ΣSAR (W/kg)	Peak Location Separation Distance (mm)	SPLSR	Simultaneous Transmission SAR Test
			x	y	z				
WLAN Main ac(20M) CH136	Top side	1.185	-1.74	5.44	-0.44	1.21	80.9	0.016	SPLSR<0.04, Not required
WLAN Aux a CH 136		0.025	-1.50	-2.34	1.77				



Aux

Main

Unless otherwise stated the results shown in this test report refer only to the sample(s) tested and such sample(s) are retained for 90 days only.

除非另有說明，此報告結果僅對測試之樣品負責，同時此樣品僅保留90天。本報告未經本公司書面許可，不可部份複製。

This document is issued by the Company subject to its General Conditions of Service printed overleaf, available on request or accessible at [www.sgs.com/terms\\_and\\_conditions.htm](http://www.sgs.com/terms_and_conditions.htm) and, for electronic format documents, subject to Terms and Conditions for Electronic Documents at [www.sgs.com/terms\\_e-document.htm](http://www.sgs.com/terms_e-document.htm). Attention is drawn to the limitation of liability, indemnification and jurisdiction issues defined therein. Any holder of this document is advised that information contained hereon reflects the Company's findings at the time of its intervention only and within the limits of Client's instructions, if any. The Company's sole responsibility is to its Client and this document does not exonerate parties to a transaction from exercising all their rights and obligations under the transaction documents. This document cannot be reproduced except in full, without prior written approval of the Company. Any unauthorized alteration, forgery or falsification of the content or appearance of this document is unlawful and offenders may be prosecuted to the fullest extent of the law.



## SPLSR WLAN Main & Transceiver

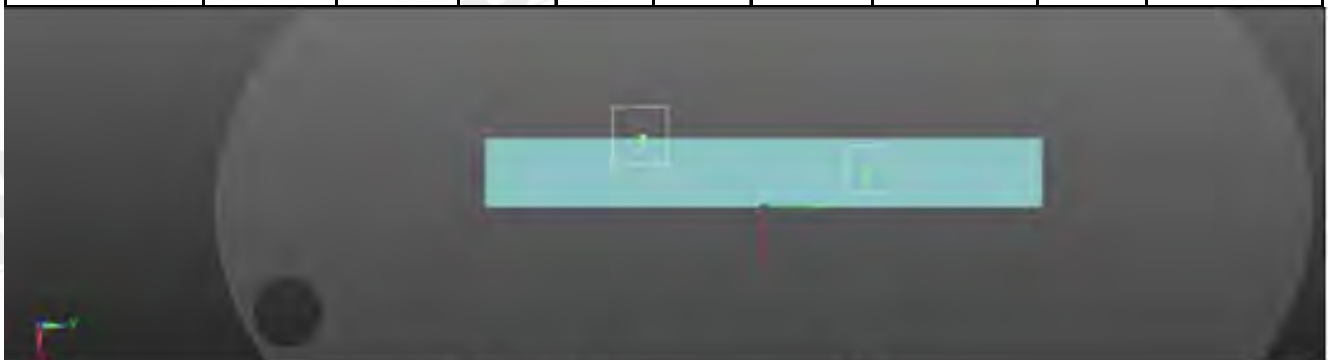
Conditions	Position	SAR Value (W/kg)	Coordinates (cm)			ΣSAR (W/kg)	Peak Location Separation Distance (mm)	SPLSR	Simultaneous Transmission SAR Test
			x	y	z				
WLAN Main ac(80M) CH155	Back side	0.17	9.30	4.72	0.60	0.652	174.3	0.003	SPLSR<0.04, Not required
Transceiver		0.482	8.92	-12.68	-0.30				



Transceiver

Main

Conditions	Position	SAR Value (W/kg)	Coordinates (cm)			ΣSAR (W/kg)	Peak Location Separation Distance (mm)	SPLSR	Simultaneous Transmission SAR Test
			x	y	z				
WLAN Aux a CH 136	Top side	0.025	-1.50	-2.34	1.77	0.363	120.3	0.002	SPLSR<0.04, Not required
Transceiver		0.338	-3.52	-6.46	-0.48				



Transceiver

Main

Unless otherwise stated the results shown in this test report refer only to the sample(s) tested and such sample(s) are retained for 90 days only.

除非另有說明，此報告結果僅對測試之樣品負責，同時此樣品僅保留90天。本報告未經本公司書面許可，不可部份複製。

This document is issued by the Company subject to its General Conditions of Service printed overleaf, available on request or accessible at [www.sgs.com/terms\\_and\\_conditions.htm](http://www.sgs.com/terms_and_conditions.htm) and, for electronic format documents, subject to Terms and Conditions for Electronic Documents at [www.sgs.com/terms\\_e-document.htm](http://www.sgs.com/terms_e-document.htm). Attention is drawn to the limitation of liability, indemnification and jurisdiction issues defined therein. Any holder of this document is advised that information contained hereon reflects the Company's findings at the time of its intervention only and within the limits of Client's instructions, if any. The Company's sole responsibility is to its Client and this document does not exonerate parties to a transaction from exercising all their rights and obligations under the transaction documents. This document cannot be reproduced except in full, without prior written approval of the Company. Any unauthorized alteration, forgery or falsification of the content or appearance of this document is unlawful and offenders may be prosecuted to the fullest extent of the law.

## SPLSR WLAN Aux & Transceiver

Conditions	Position	SAR Value (W/kg)	Coordinates (cm)			ΣSAR (W/kg)	Peak Location Separation Distance (mm)	SPLSR	Simultaneous Transmission SAR Test
			x	y	z				
WLAN Aux a CH52	Back side	0.346	-10.20	-9.32	0.61	0.828	194.3	0.004	SPLSR<0.04, Not required
Transceiver		0.482	8.92	-12.68	-0.30				

Aux



Transceiver

Conditions	Position	SAR Value (W/kg)	Coordinates (cm)			ΣSAR (W/kg)	Peak Location Separation Distance (mm)	SPLSR	Simultaneous Transmission SAR Test
			x	y	z				
WLAN Aux a CH 136	Top side	0.025	-1.50	-2.34	1.77	0.363	51.1	0.004	SPLSR<0.04, Not required
Transceiver		0.338	-3.52	-6.46	-0.48				



Transceiver

Aux

Unless otherwise stated the results shown in this test report refer only to the sample(s) tested and such sample(s) are retained for 90 days only.  
除非另有說明，此報告結果僅對測試之樣品負責，同時此樣品僅保留90天。本報告未經本公司書面許可，不可部份複製。

This document is issued by the Company subject to its General Conditions of Service printed overleaf, available on request or accessible at [www.sgs.com/terms\\_and\\_conditions.htm](http://www.sgs.com/terms_and_conditions.htm) and, for electronic format documents, subject to Terms and Conditions for Electronic Documents at [www.sgs.com/terms\\_e-document.htm](http://www.sgs.com/terms_e-document.htm). Attention is drawn to the limitation of liability, indemnification and jurisdiction issues defined therein. Any holder of this document is advised that information contained hereon reflects the Company's findings at the time of its intervention only and within the limits of Client's instructions, if any. The Company's sole responsibility is to its Client and this document does not exonerate parties to a transaction from exercising all their rights and obligations under the transaction documents. This document cannot be reproduced except in full, without prior written approval of the Company. Any unauthorized alteration, forgery or falsification of the content or appearance of this document is unlawful and offenders may be prosecuted to the fullest extent of the law.

**LTE FDD Band XVII + 5GHz WLAN MIMO + Transceiver**

No.	Conditions	Position	Distance (mm)	Max. WWAN	Max. WLAN Main	Max. WLAN Aux	Max. Transceiver	SAR Sum	SPLSR
27	LTE B17	Back side	0	0.438	0.17	0.346	0.62	1.574	ΣSAR<1.6, Not required
		Top side	0	0.359	1.185	0.025	0.338	<b>1.907</b>	Analyzed as below
		Bottom side	0	0.048	0.031	1.487	0.008	1.574	ΣSAR<1.6, Not required
		Left side	0	0.049	0.025	0.06	0.014	0.148	ΣSAR<1.6, Not required
		Right side	0	0.015	0.039	0.021	0.003	0.078	ΣSAR<1.6, Not required

**SPLSR LTE Band 17 & WLAN Main**

Conditions	Position	SAR Value (W/kg)	Coordinates (cm)			ΣSAR (W/kg)	Peak Location Separation Distance (mm)	SPLSR	Simultaneous Transmission SAR Test
			x	y	z				
LTE B17 CH23780	Top side	0.359	-1.35	-7.60	-0.39	1.544	130.5	0.015	SPLSR<0.04, Not required
WLAN Main ac(20M) CH136		1.185	-1.74	5.44	-0.44				



WWAN

Main

Unless otherwise stated the results shown in this test report refer only to the sample(s) tested and such sample(s) are retained for 90 days only.

除非另有說明，此報告結果僅對測試之樣品負責，同時此樣品僅保留90天。本報告未經本公司書面許可，不可部份複製。

 This document is issued by the Company subject to its General Conditions of Service printed overleaf, available on request or accessible at [www.sgs.com/terms\\_and\\_conditions.htm](http://www.sgs.com/terms_and_conditions.htm) and, for electronic format documents, subject to Terms and Conditions for Electronic Documents at [www.sgs.com/terms\\_e-document.htm](http://www.sgs.com/terms_e-document.htm). Attention is drawn to the limitation of liability, indemnification and jurisdiction issues defined therein. Any holder of this document is advised that information contained hereon reflects the Company's findings at the time of its intervention only and within the limits of Client's instructions, if any. The Company's sole responsibility is to its Client and this document does not exonerate parties to a transaction from exercising all their rights and obligations under the transaction documents. This document cannot be reproduced except in full, without prior written approval of the Company. Any unauthorized alteration, forgery or falsification of the content or appearance of this document is unlawful and offenders may be prosecuted to the fullest extent of the law.

### SPLSR LTE Band 17 & WLAN Aux


Conditions	Position	SAR Value (W/kg)	Coordinates (cm)			ΣSAR (W/kg)	Peak Location Separation Distance (mm)	SPLSR	Simultaneous Transmission SAR Test
			x	y	z				
LTE B17 CH23780	Top side	0.359	-1.35	-7.60	-0.39	0.384	56.9	0.004	SPLSR<0.04, Not required
WLAN Aux a CH 136		0.025	-1.50	-2.34	1.77				



WWAN Aux

### SPLSR LTE Band 17 & Transceiver

Conditions	Position	SAR Value (W/kg)	Coordinates (cm)			ΣSAR (W/kg)	Peak Location Separation Distance (mm)	SPLSR	Simultaneous Transmission SAR Test
			x	y	z				
LTE B17 CH23780	Top side	0.359	-1.35	-7.60	-0.39	0.697	24.5	0.024	SPLSR<0.04, Not required
Transceiver		0.338	-3.52	-6.46	-0.48				



WWAN Transceiver

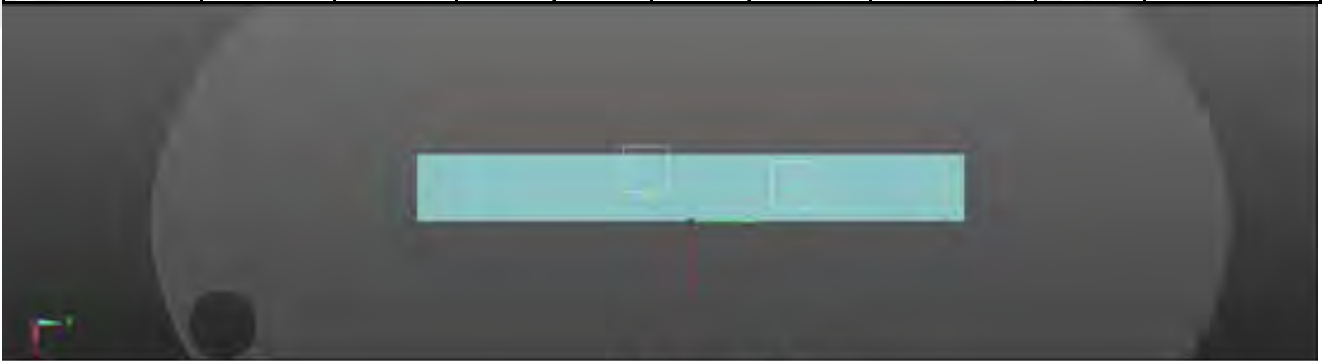
Unless otherwise stated the results shown in this test report refer only to the sample(s) tested and such sample(s) are retained for 90 days only.

除非另有說明，此報告結果僅對測試之樣品負責，同時此樣品僅保留90天。本報告未經本公司書面許可，不可部份複製。

This document is issued by the Company subject to its General Conditions of Service printed overleaf, available on request or accessible at [www.sgs.com/terms\\_and\\_conditions.htm](http://www.sgs.com/terms_and_conditions.htm) and, for electronic format documents, subject to Terms and Conditions for Electronic Documents at [www.sgs.com/terms\\_e-document.htm](http://www.sgs.com/terms_e-document.htm). Attention is drawn to the limitation of liability, indemnification and jurisdiction issues defined therein. Any holder of this document is advised that information contained hereon reflects the Company's findings at the time of its intervention only and within the limits of Client's instructions, if any. The Company's sole responsibility is to its Client and this document does not exonerate parties to a transaction from exercising all their rights and obligations under the transaction documents. This document cannot be reproduced except in full, without prior written approval of the Company. Any unauthorized alteration, forgery or falsification of the content or appearance of this document is unlawful and offenders may be prosecuted to the fullest extent of the law.

### SPLSR WLAN Main & WLAN Aux

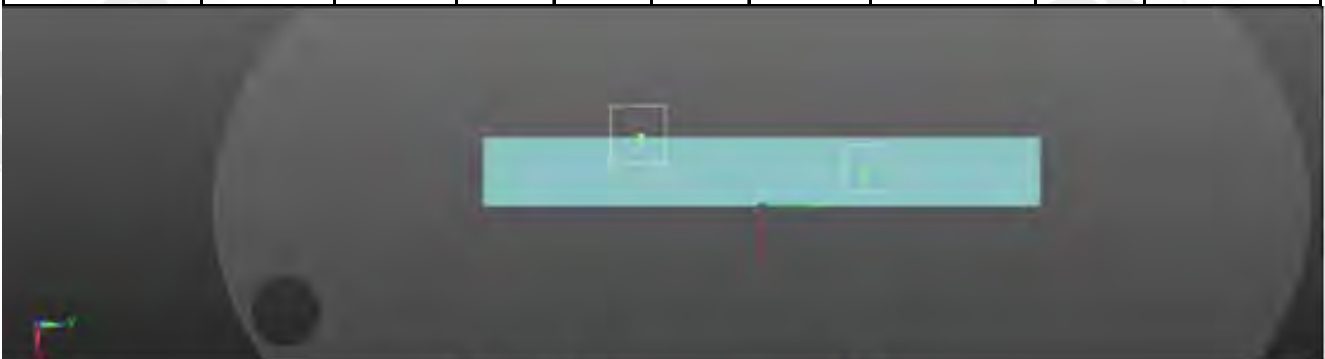
Conditions	Position	SAR Value (W/kg)	Coordinates (cm)			ΣSAR (W/kg)	Peak Location Separation Distance (mm)	SPLSR	Simultaneous Transmission SAR Test
			x	y	z				
WLAN Main ac(20M) CH136	Top side	1.185	-1.74	5.44	-0.44	1.21	80.9	0.016	SPLSR<0.04, Not required
WLAN Aux a CH 136		0.025	-1.50	-2.34	1.77				



Aux Main

### SPLSR WLAN Main & Transceiver

Conditions	Position	SAR Value (W/kg)	Coordinates (cm)			ΣSAR (W/kg)	Peak Location Separation Distance (mm)	SPLSR	Simultaneous Transmission SAR Test
			x	y	z				
WLAN Aux a CH 136	Top side	0.025	-1.50	-2.34	1.77	0.363	120.3	0.002	SPLSR<0.04, Not required
Transceiver		0.338	-3.52	-6.46	-0.48				



Transceiver Main

Unless otherwise stated the results shown in this test report refer only to the sample(s) tested and such sample(s) are retained for 90 days only.  
除非另有說明，此報告結果僅對測試之樣品負責，同時此樣品僅保留90天。本報告未經本公司書面許可，不可部份複製。

This document is issued by the Company subject to its General Conditions of Service printed overleaf, available on request or accessible at [www.sgs.com/terms\\_and\\_conditions.htm](http://www.sgs.com/terms_and_conditions.htm) and, for electronic format documents, subject to Terms and Conditions for Electronic Documents at [www.sgs.com/terms\\_e-document.htm](http://www.sgs.com/terms_e-document.htm). Attention is drawn to the limitation of liability, indemnification and jurisdiction issues defined therein. Any holder of this document is advised that information contained hereon reflects the Company's findings at the time of its intervention only and within the limits of Client's instructions, if any. The Company's sole responsibility is to its Client and this document does not exonerate parties to a transaction from exercising all their rights and obligations under the transaction documents. This document cannot be reproduced except in full, without prior written approval of the Company. Any unauthorized alteration, forgery or falsification of the content or appearance of this document is unlawful and offenders may be prosecuted to the fullest extent of the law.

## SPLSR WLAN Aux & Transceiver

Conditions	Position	SAR Value (W/kg)	Coordinates (cm)			ΣSAR (W/kg)	Peak Location Separation Distance (mm)	SPLSR	Simultaneous Transmission SAR Test
			x	y	z				
WLAN Aux a CH 136	Top side	0.025	-1.50	-2.34	1.77	0.363	51.1	0.004	SPLSR<0.04, Not required
Transceiver		0.338	-3.52	-6.46	-0.48				



Transceiver      Aux

Unless otherwise stated the results shown in this test report refer only to the sample(s) tested and such sample(s) are retained for 90 days only.

除非另有說明，此報告結果僅對測試之樣品負責，同時此樣品僅保留90天。本報告未經本公司書面許可，不可部份複製。

This document is issued by the Company subject to its General Conditions of Service printed overleaf, available on request or accessible at [www.sgs.com/terms\\_and\\_conditions.htm](http://www.sgs.com/terms_and_conditions.htm) and, for electronic format documents, subject to Terms and Conditions for Electronic Documents at [www.sgs.com/terms\\_e-document.htm](http://www.sgs.com/terms_e-document.htm). Attention is drawn to the limitation of liability, indemnification and jurisdiction issues defined therein. Any holder of this document is advised that information contained hereon reflects the Company's findings at the time of its intervention only and within the limits of Client's instructions, if any. The Company's sole responsibility is to its Client and this document does not exonerate parties to a transaction from exercising all their rights and obligations under the transaction documents. This document cannot be reproduced except in full, without prior written approval of the Company. Any unauthorized alteration, forgery or falsification of the content or appearance of this document is unlawful and offenders may be prosecuted to the fullest extent of the law.

**LTE FDD Band XXV + 5GHz WLAN MIMO + Transceiver**

No.	Conditions	Position	Distance (mm)	Max. WWAN	Max. WLAN Main	Max. WLAN Aux	Max. Transceiver	SAR Sum	SPLSR
28	LTE B25	Back side	0	0.946	0.17	0.346	0.62	<b>2.082</b>	Analyzed as below
		Top side	0	0.73	1.185	0.025	0.338	<b>2.278</b>	Analyzed as below
		Bottom side	0	0.039	0.031	1.487	0.008	1.565	$\Sigma$ SAR<1.6, Not required
		Left side	0	0.001	0.025	0.06	0.014	0.1	$\Sigma$ SAR<1.6, Not required
		Right side	0	0.005	0.039	0.021	0.003	0.068	$\Sigma$ SAR<1.6, Not required

Unless otherwise stated the results shown in this test report refer only to the sample(s) tested and such sample(s) are retained for 90 days only.

除非另有說明，此報告結果僅對測試之樣品負責，同時此樣品僅保留90天。本報告未經本公司書面許可，不可部份複製。

This document is issued by the Company subject to its General Conditions of Service printed overleaf, available on request or accessible at [www.sgs.com/terms\\_and\\_conditions.htm](http://www.sgs.com/terms_and_conditions.htm) and, for electronic format documents, subject to Terms and Conditions for Electronic Documents at [www.sgs.com/terms\\_e-document.htm](http://www.sgs.com/terms_e-document.htm). Attention is drawn to the limitation of liability, indemnification and jurisdiction issues defined therein. Any holder of this document is advised that information contained hereon reflects the Company's findings at the time of its intervention only and within the limits of Client's instructions, if any. The Company's sole responsibility is to its Client and this document does not exonerate parties to a transaction from exercising all their rights and obligations under the transaction documents. This document cannot be reproduced except in full, without prior written approval of the Company. Any unauthorized alteration, forgery or falsification of the content or appearance of this document is unlawful and offenders may be prosecuted to the fullest extent of the law.

## SPLSR LTE Band 25 & WLAN Main

Conditions	Position	SAR Value (W/kg)	Coordinates (cm)			$\Sigma$ SAR (W/kg)	Peak Location Separation Distance (mm)	SPLSR	Simultaneous Transmission SAR Test
			x	y	z				
LTE B25 CH26590	Back side	0.946	9.32	-3.67	-0.18	1.116	84.3	0.014	SPLSR<0.04, Not required
WLAN Main ac(80M) CH155		0.17	9.30	4.72	0.60				



WWAN Main

Conditions	Position	SAR Value (W/kg)	Coordinates (cm)			$\Sigma$ SAR (W/kg)	Peak Location Separation Distance (mm)	SPLSR	Simultaneous Transmission SAR Test
			x	y	z				
LTE B25 CH26590	Top side	0.73	-0.75	-3.84	-0.33	1.915	93.3	0.028	SPLSR<0.04, Not required
WLAN Main ac(20M) CH136		1.185	-1.74	5.44	-0.44				



WWAN Main

Unless otherwise stated the results shown in this test report refer only to the sample(s) tested and such sample(s) are retained for 90 days only.

除非另有說明，此報告結果僅對測試之樣品負責，同時此樣品僅保留90天。本報告未經本公司書面許可，不可部份複製。

This document is issued by the Company subject to its General Conditions of Service printed overleaf, available on request or accessible at [www.sgs.com/terms\\_and\\_conditions.htm](http://www.sgs.com/terms_and_conditions.htm) and, for electronic format documents, subject to Terms and Conditions for Electronic Documents at [www.sgs.com/terms\\_e-document.htm](http://www.sgs.com/terms_e-document.htm). Attention is drawn to the limitation of liability, indemnification and jurisdiction issues defined therein. Any holder of this document is advised that information contained hereon reflects the Company's findings at the time of its intervention only and within the limits of Client's instructions, if any. The Company's sole responsibility is to its Client and this document does not exonerate parties to a transaction from exercising all their rights and obligations under the transaction documents. This document cannot be reproduced except in full, without prior written approval of the Company. Any unauthorized alteration, forgery or falsification of the content or appearance of this document is unlawful and offenders may be prosecuted to the fullest extent of the law.



### SPLSR LTE Band 25 & WLAN Aux


Conditions	Position	SAR Value (W/kg)	Coordinates (cm)			ΣSAR (W/kg)	Peak Location Separation Distance (mm)	SPLSR	Simultaneous Transmission SAR Test
			x	y	z				
LTE B25 CH26590	Back side	0.946	9.32	-3.67	-0.18	1.292	203.4	0.007	SPLSR<0.04, Not required
WLAN Aux a CH52		0.346	-10.20	-9.32	0.61				

Aux



WWAN

Conditions	Position	SAR Value (W/kg)	Coordinates (cm)			ΣSAR (W/kg)	Peak Location Separation Distance (mm)	SPLSR	Simultaneous Transmission SAR Test
			x	y	z				
LTE B25 CH26590	Top side	0.73	-0.75	-3.84	-0.33	0.755	26.8	0.024	SPLSR<0.04, Not required
WLAN Aux a CH 136		0.025	-1.50	-2.34	1.77				



WWAN Aux

Unless otherwise stated the results shown in this test report refer only to the sample(s) tested and such sample(s) are retained for 90 days only.  
除非另有說明，此報告結果僅對測試之樣品負責，同時此樣品僅保留90天。本報告未經本公司書面許可，不可部份複製。

This document is issued by the Company subject to its General Conditions of Service printed overleaf, available on request or accessible at [www.sgs.com/terms\\_and\\_conditions.htm](http://www.sgs.com/terms_and_conditions.htm) and, for electronic format documents, subject to Terms and Conditions for Electronic Documents at [www.sgs.com/terms\\_e-document.htm](http://www.sgs.com/terms_e-document.htm). Attention is drawn to the limitation of liability, indemnification and jurisdiction issues defined therein. Any holder of this document is advised that information contained hereon reflects the Company's findings at the time of its intervention only and within the limits of Client's instructions, if any. The Company's sole responsibility is to its Client and this document does not exonerate parties to a transaction from exercising all their rights and obligations under the transaction documents. This document cannot be reproduced except in full, without prior written approval of the Company. Any unauthorized alteration, forgery or falsification of the content or appearance of this document is unlawful and offenders may be prosecuted to the fullest extent of the law.


## SPLSR LTE Band 25 & Transceiver

Conditions	Position	SAR Value (W/kg)	Coordinates (cm)			ΣSAR (W/kg)	Peak Location Separation Distance (mm)	SPLSR	Simultaneous Transmission SAR Test
			x	y	z				
LTE B25 CH26590	Back side	0.946	9.32	-3.67	-0.18	1.566	71.3	0.027	SPLSR<0.04, Not required
Transceiver		0.62	13.00	-9.78	-0.17				



Transceiver WWAN

Conditions	Position	SAR Value (W/kg)	Coordinates (cm)			ΣSAR (W/kg)	Peak Location Separation Distance (mm)	SPLSR	Simultaneous Transmission SAR Test
			x	y	z				
LTE B25 CH26590	Top side	0.73	-0.75	-3.84	-0.33	1.068	38.2	0.029	SPLSR<0.04, Not required
Transceiver		0.338	-3.52	-6.46	-0.48				



Transceiver WWAN

Unless otherwise stated the results shown in this test report refer only to the sample(s) tested and such sample(s) are retained for 90 days only.


除非另有說明，此報告結果僅對測試之樣品負責，同時此樣品僅保留90天。本報告未經本公司書面許可，不可部份複製。

This document is issued by the Company subject to its General Conditions of Service printed overleaf, available on request or accessible at [www.sgs.com/terms\\_and\\_conditions.htm](http://www.sgs.com/terms_and_conditions.htm) and, for electronic format documents, subject to Terms and Conditions for Electronic Documents at [www.sgs.com/terms\\_e-document.htm](http://www.sgs.com/terms_e-document.htm). Attention is drawn to the limitation of liability, indemnification and jurisdiction issues defined therein. Any holder of this document is advised that information contained hereon reflects the Company's findings at the time of its intervention only and within the limits of Client's instructions, if any. The Company's sole responsibility is to its Client and this document does not exonerate parties to a transaction from exercising all their rights and obligations under the transaction documents. This document cannot be reproduced except in full, without prior written approval of the Company. Any unauthorized alteration, forgery or falsification of the content or appearance of this document is unlawful and offenders may be prosecuted to the fullest extent of the law.

**SPLSR WLAN Main & WLAN Aux**


Conditions	Position	SAR Value (W/kg)	Coordinates (cm)			$\Sigma$ SAR (W/kg)	Peak Location Separation Distance (mm)	SPLSR	Simultaneous Transmission SAR Test
			x	y	z				
WLAN Main ac(80M) CH155	Back side	0.17	9.30	4.72	0.60	0.516	240.3	0.002	SPLSR<0.04, Not required
WLAN Aux a CH52		0.346	-10.20	-9.32	0.61				

Aux



Main

Conditions	Position	SAR Value (W/kg)	Coordinates (cm)			$\Sigma$ SAR (W/kg)	Peak Location Separation Distance (mm)	SPLSR	Simultaneous Transmission SAR Test
			x	y	z				
WLAN Main ac(20M) CH136	Top side	1.185	-1.74	5.44	-0.44	1.21	80.9	0.016	SPLSR<0.04, Not required
WLAN Aux a CH 136		0.025	-1.50	-2.34	1.77				



Aux Main

Unless otherwise stated the results shown in this test report refer only to the sample(s) tested and such sample(s) are retained for 90 days only.

除非另有說明，此報告結果僅對測試之樣品負責，同時此樣品僅保留90天。本報告未經本公司書面許可，不可部份複製。

This document is issued by the Company subject to its General Conditions of Service printed overleaf, available on request or accessible at [www.sgs.com/terms\\_and\\_conditions.htm](http://www.sgs.com/terms_and_conditions.htm) and, for electronic format documents, subject to Terms and Conditions for Electronic Documents at [www.sgs.com/terms\\_e-document.htm](http://www.sgs.com/terms_e-document.htm). Attention is drawn to the limitation of liability, indemnification and jurisdiction issues defined therein. Any holder of this document is advised that information contained hereon reflects the Company's findings at the time of its intervention only and within the limits of Client's instructions, if any. The Company's sole responsibility is to its Client and this document does not exonerate parties to a transaction from exercising all their rights and obligations under the transaction documents. This document cannot be reproduced except in full, without prior written approval of the Company. Any unauthorized alteration, forgery or falsification of the content or appearance of this document is unlawful and offenders may be prosecuted to the fullest extent of the law.

## SPLSR WLAN Main & Transceiver

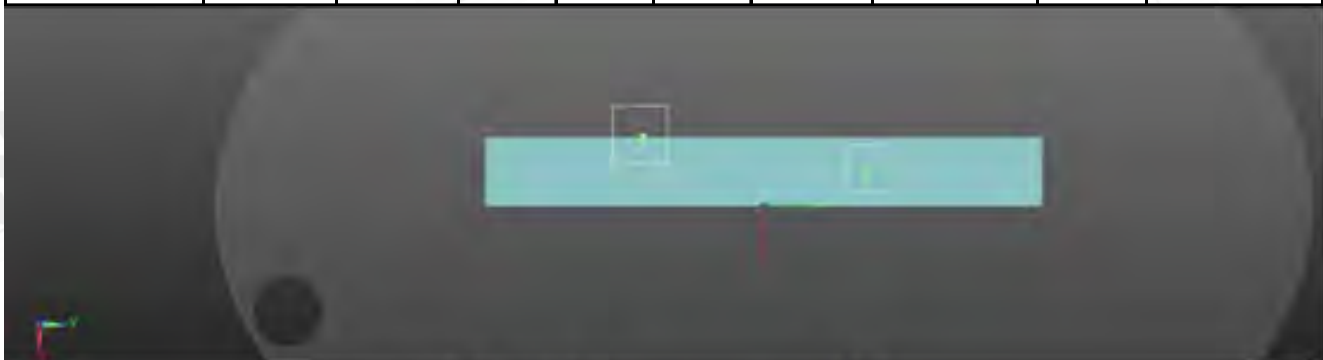
Conditions	Position	SAR Value (W/kg)	Coordinates (cm)			ΣSAR (W/kg)	Peak Location Separation Distance (mm)	SPLSR	Simultaneous Transmission SAR Test
			x	y	z				
WLAN Main ac(80M) CH155	Back side	0.17	9.30	4.72	0.60	0.652	174.3	0.003	SPLSR<0.04, Not required
Transceiver		0.482	8.92	-12.68	-0.30				



Transceiver

Main

Conditions	Position	SAR Value (W/kg)	Coordinates (cm)			ΣSAR (W/kg)	Peak Location Separation Distance (mm)	SPLSR	Simultaneous Transmission SAR Test
			x	y	z				
WLAN Aux a CH 136	Top side	0.025	-1.50	-2.34	1.77	0.363	120.3	0.002	SPLSR<0.04, Not required
Transceiver		0.338	-3.52	-6.46	-0.48				



Transceiver

Main

Unless otherwise stated the results shown in this test report refer only to the sample(s) tested and such sample(s) are retained for 90 days only.

除非另有說明，此報告結果僅對測試之樣品負責，同時此樣品僅保留90天。本報告未經本公司書面許可，不可部份複製。

This document is issued by the Company subject to its General Conditions of Service printed overleaf, available on request or accessible at [www.sgs.com/terms\\_and\\_conditions.htm](http://www.sgs.com/terms_and_conditions.htm) and, for electronic format documents, subject to Terms and Conditions for Electronic Documents at [www.sgs.com/terms\\_e-document.htm](http://www.sgs.com/terms_e-document.htm). Attention is drawn to the limitation of liability, indemnification and jurisdiction issues defined therein. Any holder of this document is advised that information contained hereon reflects the Company's findings at the time of its intervention only and within the limits of Client's instructions, if any. The Company's sole responsibility is to its Client and this document does not exonerate parties to a transaction from exercising all their rights and obligations under the transaction documents. This document cannot be reproduced except in full, without prior written approval of the Company. Any unauthorized alteration, forgery or falsification of the content or appearance of this document is unlawful and offenders may be prosecuted to the fullest extent of the law.

### SPLSR WLAN Aux & Transceiver

Conditions	Position	SAR Value (W/kg)	Coordinates (cm)			ΣSAR (W/kg)	Peak Location Separation Distance (mm)	SPLSR	Simultaneous Transmission SAR Test
			x	y	z				
WLAN Aux a CH52	Back side	0.346	-10.20	-9.32	0.61	0.828	194.3	0.004	SPLSR<0.04, Not required
Transceiver		0.482	8.92	-12.68	-0.30				

Aux



Transceiver

Conditions	Position	SAR Value (W/kg)	Coordinates (cm)			ΣSAR (W/kg)	Peak Location Separation Distance (mm)	SPLSR	Simultaneous Transmission SAR Test
			x	y	z				
WLAN Aux a CH 136	Top side	0.025	-1.50	-2.34	1.77	0.363	51.1	0.004	SPLSR<0.04, Not required
Transceiver		0.338	-3.52	-6.46	-0.48				



Transceiver

Aux

Unless otherwise stated the results shown in this test report refer only to the sample(s) tested and such sample(s) are retained for 90 days only.  
除非另有說明，此報告結果僅對測試之樣品負責，同時此樣品僅保留90天。本報告未經本公司書面許可，不可部份複製。

This document is issued by the Company subject to its General Conditions of Service printed overleaf, available on request or accessible at [www.sgs.com/terms\\_and\\_conditions.htm](http://www.sgs.com/terms_and_conditions.htm) and, for electronic format documents, subject to Terms and Conditions for Electronic Documents at [www.sgs.com/terms\\_e-document.htm](http://www.sgs.com/terms_e-document.htm). Attention is drawn to the limitation of liability, indemnification and jurisdiction issues defined therein. Any holder of this document is advised that information contained hereon reflects the Company's findings at the time of its intervention only and within the limits of Client's instructions, if any. The Company's sole responsibility is to its Client and this document does not exonerate parties to a transaction from exercising all their rights and obligations under the transaction documents. This document cannot be reproduced except in full, without prior written approval of the Company. Any unauthorized alteration, forgery or falsification of the content or appearance of this document is unlawful and offenders may be prosecuted to the fullest extent of the law.

**GPRS 850 + BT + 2.4GHz WLAN Main + Transceiver**

No.	Conditions	Position	Distance (mm)	Max. WWAN	Max. WLAN Main	Max. WLAN BT	Max. Transceiver	SAR Sum	SPLSR
29	850	Back side	0	0.493	0.045	0.014	0.62	1.172	$\Sigma$ SAR<1.6, Not required
		Top side	0	0.202	0.226	0.00003	0.338	0.76603	$\Sigma$ SAR<1.6, Not required
		Bottom side	0	0.038	0.005	0.07	0.008	0.121	$\Sigma$ SAR<1.6, Not required
		Left side	0	0.022	0.024	0.005	0.014	0.065	$\Sigma$ SAR<1.6, Not required
		Right side	0	0.019	0.017	0.002	0.003	0.041	$\Sigma$ SAR<1.6, Not required

**GPRS 1900 + BT + 2.4GHz WLAN Main + Transceiver**

No.	Conditions	Position	Distance (mm)	Max. WWAN	Max. WLAN Main	Max. WLAN BT	Max. Transceiver	SAR Sum	SPLSR
30	1900	Back side	0	0.89	0.045	0.014	0.62	1.569	$\Sigma$ SAR<1.6, Not required
		Top side	0	0.727	0.226	0.00003	0.338	1.29103	$\Sigma$ SAR<1.6, Not required
		Bottom side	0	0.037	0.005	0.07	0.008	0.12	$\Sigma$ SAR<1.6, Not required
		Left side	0	0.02	0.024	0.005	0.014	0.063	$\Sigma$ SAR<1.6, Not required
		Right side	0	0.029	0.017	0.002	0.003	0.051	$\Sigma$ SAR<1.6, Not required

Unless otherwise stated the results shown in this test report refer only to the sample(s) tested and such sample(s) are retained for 90 days only.

除非另有說明，此報告結果僅對測試之樣品負責，同時此樣品僅保留90天。本報告未經本公司書面許可，不可部份複製。

This document is issued by the Company subject to its General Conditions of Service printed overleaf, available on request or accessible at [www.sgs.com/terms\\_and\\_conditions.htm](http://www.sgs.com/terms_and_conditions.htm) and, for electronic format documents, subject to Terms and Conditions for Electronic Documents at [www.sgs.com/terms\\_e-document.htm](http://www.sgs.com/terms_e-document.htm). Attention is drawn to the limitation of liability, indemnification and jurisdiction issues defined therein. Any holder of this document is advised that information contained hereon reflects the Company's findings at the time of its intervention only and within the limits of Client's instructions, if any. The Company's sole responsibility is to its Client and this document does not exonerate parties to a transaction from exercising all their rights and obligations under the transaction documents. This document cannot be reproduced except in full, without prior written approval of the Company. Any unauthorized alteration, forgery or falsification of the content or appearance of this document is unlawful and offenders may be prosecuted to the fullest extent of the law.

**WCDMA Band II + BT+ 2.4GHz WLAN Main + Transceiver**

No.	Conditions	Position	Distance (mm)	Max. WWAN	Max. WLAN Main	Max. WLAN BT	Max. Transceiver	SAR Sum	SPLSR
31	WCDMA B2	Back side	0	0.941	0.045	0.014	0.62	<b>1.62</b>	Analyzed as below
		Top side	0	0.664	0.226	0.00003	0.338	1.22803	$\Sigma$ SAR<1.6, Not required
		Bottom side	0	0.043	0.005	0.07	0.008	0.126	$\Sigma$ SAR<1.6, Not required
		Left side	0	0.008	0.024	0.005	0.014	0.051	$\Sigma$ SAR<1.6, Not required
		Right side	0	0.02	0.017	0.002	0.003	0.042	$\Sigma$ SAR<1.6, Not required

**SPLSR WCDMA B2 & BT**

Conditions	Position	SAR Value (W/kg)	Coordinates (cm)			$\Sigma$ SAR (W/kg)	Peak Location Separation Distance (mm)	SPLSR	Simultaneous Transmission SAR Test
			x	y	z				
WCDMA B2	Back side	0.941	9.30	-3.45	-0.10	0.955	202.3	0.005	SPLSR<0.04, Not required
WLAN BT		0.014	-9.76	-10.24	-0.32				

**BT**

**WWAN**

Unless otherwise stated the results shown in this test report refer only to the sample(s) tested and such sample(s) are retained for 90 days only.


除非另有說明，此報告結果僅對測試之樣品負責，同時此樣品僅保留90天。本報告未經本公司書面許可，不可部份複製。

 This document is issued by the Company subject to its General Conditions of Service printed overleaf, available on request or accessible at [www.sgs.com/terms\\_and\\_conditions.htm](http://www.sgs.com/terms_and_conditions.htm) and, for electronic format documents, subject to Terms and Conditions for Electronic Documents at [www.sgs.com/terms\\_e-document.htm](http://www.sgs.com/terms_e-document.htm). Attention is drawn to the limitation of liability, indemnification and jurisdiction issues defined therein. Any holder of this document is advised that information contained hereon reflects the Company's findings at the time of its intervention only and within the limits of Client's instructions, if any. The Company's sole responsibility is to its Client and this document does not exonerate parties to a transaction from exercising all their rights and obligations under the transaction documents. This document cannot be reproduced except in full, without prior written approval of the Company. Any unauthorized alteration, forgery or falsification of the content or appearance of this document is unlawful and offenders may be prosecuted to the fullest extent of the law.

SPLSR WLAN Main & BT

Conditions	Position	SAR Value (W/kg)	Coordinates (cm)			ΣSAR (W/kg)	Peak Location Separation Distance (mm)	SPLSR	Simultaneous Transmission SAR Test
			x	y	z				
WLAN Main b CH11	Back side	0.045	8.68	5.04	0.53	0.059	239.6	0.000	SPLSR<0.04, Not required
WLAN BT		0.014	-9.76	-10.24	-0.32				

BT



WWAN

Unless otherwise stated the results shown in this test report refer only to the sample(s) tested and such sample(s) are retained for 90 days only.

除非另有說明，此報告結果僅對測試之樣品負責，同時此樣品僅保留90天。本報告未經本公司書面許可，不可部份複製。

This document is issued by the Company subject to its General Conditions of Service printed overleaf, available on request or accessible at [www.sgs.com/terms\\_and\\_conditions.htm](http://www.sgs.com/terms_and_conditions.htm) and, for electronic format documents, subject to Terms and Conditions for Electronic Documents at [www.sgs.com/terms\\_e-document.htm](http://www.sgs.com/terms_e-document.htm). Attention is drawn to the limitation of liability, indemnification and jurisdiction issues defined therein. Any holder of this document is advised that information contained hereon reflects the Company's findings at the time of its intervention only and within the limits of Client's instructions, if any. The Company's sole responsibility is to its Client and this document does not exonerate parties to a transaction from exercising all their rights and obligations under the transaction documents. This document cannot be reproduced except in full, without prior written approval of the Company. Any unauthorized alteration, forgery or falsification of the content or appearance of this document is unlawful and offenders may be prosecuted to the fullest extent of the law.



### SPLSR BT & Transceiver

Conditions	Position	SAR Value (W/kg)	Coordinates (cm)			ΣSAR (W/kg)	Peak Location Separation Distance (mm)	SPLSR	Simultaneous Transmission SAR Test
			x	y	z				
Transceiver	Back side	0.62	13.00	-9.78	-0.17	0.634	227.7	0.002	SPLSR<0.04, Not required
WLAN BT		0.014	-9.76	-10.24	-0.32				

BT



Transceiver

Unless otherwise stated the results shown in this test report refer only to the sample(s) tested and such sample(s) are retained for 90 days only.

除非另有說明，此報告結果僅對測試之樣品負責，同時此樣品僅保留90天。本報告未經本公司書面許可，不可部份複製。

This document is issued by the Company subject to its General Conditions of Service printed overleaf, available on request or accessible at [www.sgs.com/terms\\_and\\_conditions.htm](http://www.sgs.com/terms_and_conditions.htm) and, for electronic format documents, subject to Terms and Conditions for Electronic Documents at [www.sgs.com/terms\\_e-document.htm](http://www.sgs.com/terms_e-document.htm). Attention is drawn to the limitation of liability, indemnification and jurisdiction issues defined therein. Any holder of this document is advised that information contained hereon reflects the Company's findings at the time of its intervention only and within the limits of Client's instructions, if any. The Company's sole responsibility is to its Client and this document does not exonerate parties to a transaction from exercising all their rights and obligations under the transaction documents. This document cannot be reproduced except in full, without prior written approval of the Company. Any unauthorized alteration, forgery or falsification of the content or appearance of this document is unlawful and offenders may be prosecuted to the fullest extent of the law.

**WCDMA Band IV + BT+ 2.4GHz WLAN Main + Transceiver**

No.	Conditions	Position	Distance (mm)	Max. WWAN	Max. WLAN Main	Max. WLAN BT	Max. Transceiver	SAR Sum	SPLSR
32	WCDMA B4	Back side	0	0.944	0.045	0.014	0.62	<b>1.623</b>	Analyzed as below
		Top side	0	0.871	0.226	0.00003	0.338	1.43503	ΣSAR<1.6, Not required
		Bottom side	0	0.032	0.005	0.07	0.008	0.115	ΣSAR<1.6, Not required
		Left side	0	0.027	0.024	0.005	0.014	0.07	ΣSAR<1.6, Not required
		Right side	0	0.014	0.017	0.002	0.003	0.036	ΣSAR<1.6, Not required

**SPLSR WCDMA B4 & BT**

Conditions	Position	SAR Value (W/kg)	Coordinates (cm)			ΣSAR (W/kg)	Peak Location Separation Distance (mm)	SPLSR	Simultaneous Transmission SAR Test
			x	y	z				
WCDMA B4	Back side	0.944	9.75	-2.40	-0.10	0.958	210.3	0.004	SPLSR<0.04, Not required
WLAN BT		0.014	-9.76	-10.24	-0.32				

BT



WWAN

Unless otherwise stated the results shown in this test report refer only to the sample(s) tested and such sample(s) are retained for 90 days only.


除非另有說明，此報告結果僅對測試之樣品負責，同時此樣品僅保留90天。本報告未經本公司書面許可，不可部份複製。

This document is issued by the Company subject to its General Conditions of Service printed overleaf, available on request or accessible at [www.sgs.com/terms\\_and\\_conditions.htm](http://www.sgs.com/terms_and_conditions.htm) and, for electronic format documents, subject to Terms and Conditions for Electronic Documents at [www.sgs.com/terms\\_e-document.htm](http://www.sgs.com/terms_e-document.htm). Attention is drawn to the limitation of liability, indemnification and jurisdiction issues defined therein. Any holder of this document is advised that information contained hereon reflects the Company's findings at the time of its intervention only and within the limits of Client's instructions, if any. The Company's sole responsibility is to its Client and this document does not exonerate parties to a transaction from exercising all their rights and obligations under the transaction documents. This document cannot be reproduced except in full, without prior written approval of the Company. Any unauthorized alteration, forgery or falsification of the content or appearance of this document is unlawful and offenders may be prosecuted to the fullest extent of the law.

SPLSR WLAN Main & BT

Conditions	Position	SAR Value (W/kg)	Coordinates (cm)			ΣSAR (W/kg)	Peak Location Separation Distance (mm)	SPLSR	Simultaneous Transmission SAR Test
			x	y	z				
WLAN Main b CH11	Back side	0.045	8.68	5.04	0.53	0.059	239.6	0.000	SPLSR<0.04, Not required
WLAN BT		0.014	-9.76	-10.24	-0.32				

BT



WWAN

Unless otherwise stated the results shown in this test report refer only to the sample(s) tested and such sample(s) are retained for 90 days only.

除非另有說明，此報告結果僅對測試之樣品負責，同時此樣品僅保留90天。本報告未經本公司書面許可，不可部份複製。

This document is issued by the Company subject to its General Conditions of Service printed overleaf, available on request or accessible at [www.sgs.com/terms\\_and\\_conditions.htm](http://www.sgs.com/terms_and_conditions.htm) and, for electronic format documents, subject to Terms and Conditions for Electronic Documents at [www.sgs.com/terms\\_e-document.htm](http://www.sgs.com/terms_e-document.htm). Attention is drawn to the limitation of liability, indemnification and jurisdiction issues defined therein. Any holder of this document is advised that information contained hereon reflects the Company's findings at the time of its intervention only and within the limits of Client's instructions, if any. The Company's sole responsibility is to its Client and this document does not exonerate parties to a transaction from exercising all their rights and obligations under the transaction documents. This document cannot be reproduced except in full, without prior written approval of the Company. Any unauthorized alteration, forgery or falsification of the content or appearance of this document is unlawful and offenders may be prosecuted to the fullest extent of the law.

## SPLSR BT & Transceiver

Conditions	Position	SAR Value (W/kg)	Coordinates (cm)			$\Sigma$ SAR (W/kg)	Peak Location Separation Distance (mm)	SPLSR	Simultaneous Transmission SAR Test
			x	y	z				
Transceiver	Back side	0.62	13.00	-9.78	-0.17	0.634	227.7	0.002	SPLSR < 0.04, Not required
WLAN BT		0.014	-9.76	-10.24	-0.32				

BT



Transceiver

Unless otherwise stated the results shown in this test report refer only to the sample(s) tested and such sample(s) are retained for 90 days only.

除非另有說明，此報告結果僅對測試之樣品負責，同時此樣品僅保留90天。本報告未經本公司書面許可，不可部份複製。

This document is issued by the Company subject to its General Conditions of Service printed overleaf, available on request or accessible at [www.sgs.com/terms\\_and\\_conditions.htm](http://www.sgs.com/terms_and_conditions.htm) and, for electronic format documents, subject to Terms and Conditions for Electronic Documents at [www.sgs.com/terms\\_e-document.htm](http://www.sgs.com/terms_e-document.htm). Attention is drawn to the limitation of liability, indemnification and jurisdiction issues defined therein. Any holder of this document is advised that information contained hereon reflects the Company's findings at the time of its intervention only and within the limits of Client's instructions, if any. The Company's sole responsibility is to its Client and this document does not exonerate parties to a transaction from exercising all their rights and obligations under the transaction documents. This document cannot be reproduced except in full, without prior written approval of the Company. Any unauthorized alteration, forgery or falsification of the content or appearance of this document is unlawful and offenders may be prosecuted to the fullest extent of the law.

**WCDMA Band V + BT+ 2.4GHz WLAN Main + Transceiver**

No.	Conditions	Position	Distance (mm)	Max. WWAN	Max. WLAN Main	Max. WLAN BT	Max. Transceiver	SAR Sum	SPLSR
33	WCDMA B5	Back side	0	0.377	0.045	0.014	0.62	1.056	$\Sigma$ SAR<1.6, Not required
		Top side	0	0.363	0.226	0.00003	0.338	0.92703	$\Sigma$ SAR<1.6, Not required
		Bottom side	0	0.037	0.005	0.07	0.008	0.12	$\Sigma$ SAR<1.6, Not required
		Left side	0	0.01	0.024	0.005	0.014	0.053	$\Sigma$ SAR<1.6, Not required
		Right side	0	0.006	0.017	0.002	0.003	0.028	$\Sigma$ SAR<1.6, Not required

**CDMA / EVDO BC0 + BT+ 2.4GHz WLAN Main + Transceiver**

No.	Conditions	Position	Distance (mm)	Max. WWAN	Max. WLAN Main	Max. WLAN BT	Max. Transceiver	SAR Sum	SPLSR
34	EVDO BC0	Back side	0	0.369	0.045	0.014	0.62	1.048	$\Sigma$ SAR<1.6, Not required
		Top side	0	0.338	0.226	0.00003	0.338	0.90203	$\Sigma$ SAR<1.6, Not required
		Bottom side	0	0.035	0.005	0.07	0.008	0.118	$\Sigma$ SAR<1.6, Not required
		Left side	0	0.003	0.024	0.005	0.014	0.046	$\Sigma$ SAR<1.6, Not required
		Right side	0	0.005	0.017	0.002	0.003	0.027	$\Sigma$ SAR<1.6, Not required

Unless otherwise stated the results shown in this test report refer only to the sample(s) tested and such sample(s) are retained for 90 days only.

除非另有說明，此報告結果僅對測試之樣品負責，同時此樣品僅保留90天。本報告未經本公司書面許可，不可部份複製。

This document is issued by the Company subject to its General Conditions of Service printed overleaf, available on request or accessible at [www.sgs.com/terms\\_and\\_conditions.htm](http://www.sgs.com/terms_and_conditions.htm) and, for electronic format documents, subject to Terms and Conditions for Electronic Documents at [www.sgs.com/terms\\_e-document.htm](http://www.sgs.com/terms_e-document.htm). Attention is drawn to the limitation of liability, indemnification and jurisdiction issues defined therein. Any holder of this document is advised that information contained hereon reflects the Company's findings at the time of its intervention only and within the limits of Client's instructions, if any. The Company's sole responsibility is to its Client and this document does not exonerate parties to a transaction from exercising all their rights and obligations under the transaction documents. This document cannot be reproduced except in full, without prior written approval of the Company. Any unauthorized alteration, forgery or falsification of the content or appearance of this document is unlawful and offenders may be prosecuted to the fullest extent of the law.

**CDMA / EVDO BC1 + BT+ 2.4GHz WLAN Main + Transceiver**

No.	Conditions	Position	Distance (mm)	Max. WWAN	Max. WLAN Main	Max. WLAN BT	Max. Transceiver	SAR Sum	SPLSR
35	EVDO BC1	Back side	0	0.691	0.045	0.014	0.62	1.37	$\Sigma$ SAR<1.6, Not required
		Top side	0	0.581	0.226	0.00003	0.338	1.14503	$\Sigma$ SAR<1.6, Not required
		Bottom side	0	0.049	0.005	0.07	0.008	0.132	$\Sigma$ SAR<1.6, Not required
		Left side	0	0.021	0.024	0.005	0.014	0.064	$\Sigma$ SAR<1.6, Not required
		Right side	0	0.029	0.017	0.002	0.003	0.051	$\Sigma$ SAR<1.6, Not required

**CDMA / EVDO BC10 + BT+ 2.4GHz WLAN Main + Transceiver**

No.	Conditions	Position	Distance (mm)	Max. WWAN	Max. WLAN Main	Max. WLAN BT	Max. Transceiver	SAR Sum	SPLSR
36	EVDO BC10	Back side	0	0.364	0.045	0.014	0.62	1.043	$\Sigma$ SAR<1.6, Not required
		Top side	0	0.355	0.226	0.00003	0.338	0.91903	$\Sigma$ SAR<1.6, Not required
		Bottom side	0	0.045	0.005	0.07	0.008	0.128	$\Sigma$ SAR<1.6, Not required
		Left side	0	0.004	0.024	0.005	0.014	0.047	$\Sigma$ SAR<1.6, Not required
		Right side	0	0.002	0.017	0.002	0.003	0.024	$\Sigma$ SAR<1.6, Not required

Unless otherwise stated the results shown in this test report refer only to the sample(s) tested and such sample(s) are retained for 90 days only.

除非另有說明，此報告結果僅對測試之樣品負責，同時此樣品僅保留90天。本報告未經本公司書面許可，不可部份複製。

This document is issued by the Company subject to its General Conditions of Service printed overleaf, available on request or accessible at [www.sgs.com/terms\\_and\\_conditions.htm](http://www.sgs.com/terms_and_conditions.htm) and, for electronic format documents, subject to Terms and Conditions for Electronic Documents at [www.sgs.com/terms\\_e-document.htm](http://www.sgs.com/terms_e-document.htm). Attention is drawn to the limitation of liability, indemnification and jurisdiction issues defined therein. Any holder of this document is advised that information contained hereon reflects the Company's findings at the time of its intervention only and within the limits of Client's instructions, if any. The Company's sole responsibility is to its Client and this document does not exonerate parties to a transaction from exercising all their rights and obligations under the transaction documents. This document cannot be reproduced except in full, without prior written approval of the Company. Any unauthorized alteration, forgery or falsification of the content or appearance of this document is unlawful and offenders may be prosecuted to the fullest extent of the law.

**LTE FDD Band II + BT+ 2.4GHz WLAN Main + Transceiver**

No.	Conditions	Position	Distance (mm)	Max. WWAN	Max. WLAN Main	Max. WLAN BT	Max. Transceiver	SAR Sum	SPLSR
37	LTE B2	Back side	0	1.182	0.045	0.014	0.62	<b>1.861</b>	Analyzed as below
		Top side	0	0.914	0.226	0.00003	0.338	1.47803	ΣSAR<1.6, Not required
		Bottom side	0	0.045	0.005	0.07	0.008	0.128	ΣSAR<1.6, Not required
		Left side	0	0.011	0.024	0.005	0.014	0.054	ΣSAR<1.6, Not required
		Right side	0	0.024	0.017	0.002	0.003	0.046	ΣSAR<1.6, Not required

**SPLSR LTE Band 2 & BT**

Conditions	Position	SAR Value (W/kg)	Coordinates (cm)			ΣSAR (W/kg)	Peak Location Separation Distance (mm)	SPLSR	Simultaneous Transmission SAR Test
			x	y	z				
LTE B2	Back side	1.182	9.46	-3.51	-0.19	1.196	203.6	0.006	SPLSR<0.04, Not required
WLAN BT		0.014	-9.76	-10.24	-0.32				

BT



WWAN

Unless otherwise stated the results shown in this test report refer only to the sample(s) tested and such sample(s) are retained for 90 days only.


除非另有說明，此報告結果僅對測試之樣品負責，同時此樣品僅保留90天。本報告未經本公司書面許可，不可部份複製。

This document is issued by the Company subject to its General Conditions of Service printed overleaf, available on request or accessible at [www.sgs.com/terms\\_and\\_conditions.htm](http://www.sgs.com/terms_and_conditions.htm) and, for electronic format documents, subject to Terms and Conditions for Electronic Documents at [www.sgs.com/terms\\_e-document.htm](http://www.sgs.com/terms_e-document.htm). Attention is drawn to the limitation of liability, indemnification and jurisdiction issues defined therein. Any holder of this document is advised that information contained hereon reflects the Company's findings at the time of its intervention only and within the limits of Client's instructions, if any. The Company's sole responsibility is to its Client and this document does not exonerate parties to a transaction from exercising all their rights and obligations under the transaction documents. This document cannot be reproduced except in full, without prior written approval of the Company. Any unauthorized alteration, forgery or falsification of the content or appearance of this document is unlawful and offenders may be prosecuted to the fullest extent of the law.

SPLSR WLAN Main & BT

Conditions	Position	SAR Value (W/kg)	Coordinates (cm)			ΣSAR (W/kg)	Peak Location Separation Distance (mm)	SPLSR	Simultaneous Transmission SAR Test
			x	y	z				
WLAN Main b CH11	Back side	0.045	8.68	5.04	0.53	0.059	239.6	0.000	SPLSR<0.04, Not required
WLAN BT		0.014	-9.76	-10.24	-0.32				

BT



WWAN

Unless otherwise stated the results shown in this test report refer only to the sample(s) tested and such sample(s) are retained for 90 days only.

除非另有說明，此報告結果僅對測試之樣品負責，同時此樣品僅保留90天。本報告未經本公司書面許可，不可部份複製。

This document is issued by the Company subject to its General Conditions of Service printed overleaf, available on request or accessible at [www.sgs.com/terms\\_and\\_conditions.htm](http://www.sgs.com/terms_and_conditions.htm) and, for electronic format documents, subject to Terms and Conditions for Electronic Documents at [www.sgs.com/terms\\_e-document.htm](http://www.sgs.com/terms_e-document.htm). Attention is drawn to the limitation of liability, indemnification and jurisdiction issues defined therein. Any holder of this document is advised that information contained hereon reflects the Company's findings at the time of its intervention only and within the limits of Client's instructions, if any. The Company's sole responsibility is to its Client and this document does not exonerate parties to a transaction from exercising all their rights and obligations under the transaction documents. This document cannot be reproduced except in full, without prior written approval of the Company. Any unauthorized alteration, forgery or falsification of the content or appearance of this document is unlawful and offenders may be prosecuted to the fullest extent of the law.



## SPLSR BT & Transceiver

Conditions	Position	SAR Value (W/kg)	Coordinates (cm)			$\Sigma$ SAR (W/kg)	Peak Location Separation Distance (mm)	SPLSR	Simultaneous Transmission SAR Test
			x	y	z				
Transceiver	Back side	0.62	13.00	-9.78	-0.17	0.634	227.7	0.002	SPLSR < 0.04, Not required
WLAN BT		0.014	-9.76	-10.24	-0.32				

BT



Transceiver

Unless otherwise stated the results shown in this test report refer only to the sample(s) tested and such sample(s) are retained for 90 days only.

除非另有說明，此報告結果僅對測試之樣品負責，同時此樣品僅保留90天。本報告未經本公司書面許可，不可部份複製。

This document is issued by the Company subject to its General Conditions of Service printed overleaf, available on request or accessible at [www.sgs.com/terms\\_and\\_conditions.htm](http://www.sgs.com/terms_and_conditions.htm) and, for electronic format documents, subject to Terms and Conditions for Electronic Documents at [www.sgs.com/terms\\_e-document.htm](http://www.sgs.com/terms_e-document.htm). Attention is drawn to the limitation of liability, indemnification and jurisdiction issues defined therein. Any holder of this document is advised that information contained hereon reflects the Company's findings at the time of its intervention only and within the limits of Client's instructions, if any. The Company's sole responsibility is to its Client and this document does not exonerate parties to a transaction from exercising all their rights and obligations under the transaction documents. This document cannot be reproduced except in full, without prior written approval of the Company. Any unauthorized alteration, forgery or falsification of the content or appearance of this document is unlawful and offenders may be prosecuted to the fullest extent of the law.

**LTE FDD Band IV + BT+ 2.4GHz WLAN Main + Transceiver**

No.	Conditions	Position	Distance (mm)	Max. WWAN	Max. WLAN Main	Max. WLAN BT	Max. Transceiver	SAR Sum	SPLSR
38	LTE B4	Back side	0	0.797	0.045	0.014	0.62	1.476	$\Sigma$ SAR<1.6, Not required
		Top side	0	0.983	0.226	0.00003	0.338	1.54703	$\Sigma$ SAR<1.6, Not required
		Bottom side	0	0.031	0.005	0.07	0.008	0.083	$\Sigma$ SAR<1.6, Not required
		Left side	0	0.014	0.024	0.005	0.014	0.057	$\Sigma$ SAR<1.6, Not required
		Right side	0	0.012	0.017	0.002	0.003	0.034	$\Sigma$ SAR<1.6, Not required

**LTE FDD Band V + BT+ 2.4GHz WLAN Main + Transceiver**

No.	Conditions	Position	Distance (mm)	Max. WWAN	Max. WLAN Main	Max. WLAN BT	Max. Transceiver	SAR Sum	SPLSR
39	LTE B5	Back side	0	0.49	0.045	0.014	0.62	1.169	$\Sigma$ SAR<1.6, Not required
		Top side	0	0.234	0.226	0.00003	0.338	0.79803	$\Sigma$ SAR<1.6, Not required
		Bottom side	0	0.041	0.005	0.07	0.008	0.124	$\Sigma$ SAR<1.6, Not required
		Left side	0	0.02	0.024	0.005	0.014	0.063	$\Sigma$ SAR<1.6, Not required
		Right side	0	0.012	0.017	0.002	0.003	0.034	$\Sigma$ SAR<1.6, Not required

Unless otherwise stated the results shown in this test report refer only to the sample(s) tested and such sample(s) are retained for 90 days only.

除非另有說明，此報告結果僅對測試之樣品負責，同時此樣品僅保留90天。本報告未經本公司書面許可，不可部份複製。

This document is issued by the Company subject to its General Conditions of Service printed overleaf, available on request or accessible at [www.sgs.com/terms\\_and\\_conditions.htm](http://www.sgs.com/terms_and_conditions.htm) and, for electronic format documents, subject to Terms and Conditions for Electronic Documents at [www.sgs.com/terms\\_e-document.htm](http://www.sgs.com/terms_e-document.htm). Attention is drawn to the limitation of liability, indemnification and jurisdiction issues defined therein. Any holder of this document is advised that information contained hereon reflects the Company's findings at the time of its intervention only and within the limits of Client's instructions, if any. The Company's sole responsibility is to its Client and this document does not exonerate parties to a transaction from exercising all their rights and obligations under the transaction documents. This document cannot be reproduced except in full, without prior written approval of the Company. Any unauthorized alteration, forgery or falsification of the content or appearance of this document is unlawful and offenders may be prosecuted to the fullest extent of the law.

**LTE FDD Band XIII + BT+ 2.4GHz WLAN Main + Transceiver**

No.	Conditions	Position	Distance (mm)	Max. WWAN	Max. WLAN Main	Max. WLAN BT	Max. Transceiver	SAR Sum	SPLSR
40	LTE B13	Back side	0	0.499	0.045	0.014	0.62	1.178	$\Sigma$ SAR<1.6, Not required
		Top side	0	0.303	0.226	0.00003	0.338	0.86703	$\Sigma$ SAR<1.6, Not required
		Bottom side	0	0.016	0.005	0.07	0.008	0.099	$\Sigma$ SAR<1.6, Not required
		Left side	0	0.027	0.024	0.005	0.014	0.07	$\Sigma$ SAR<1.6, Not required
		Right side	0	0.006	0.017	0.002	0.003	0.028	$\Sigma$ SAR<1.6, Not required

**LTE FDD Band XVII + BT+ 2.4GHz WLAN Main + Transceiver**

No.	Conditions	Position	Distance (mm)	Max. WWAN	Max. WLAN Main	Max. WLAN BT	Max. Transceiver	SAR Sum	SPLSR
41	LTE B17	Back side	0	0.438	0.045	0.014	0.62	1.117	$\Sigma$ SAR<1.6, Not required
		Top side	0	0.359	0.226	0.00003	0.338	0.92303	$\Sigma$ SAR<1.6, Not required
		Bottom side	0	0.048	0.005	0.07	0.008	0.131	$\Sigma$ SAR<1.6, Not required
		Left side	0	0.049	0.024	0.005	0.014	0.092	$\Sigma$ SAR<1.6, Not required
		Right side	0	0.015	0.017	0.002	0.003	0.037	$\Sigma$ SAR<1.6, Not required

Unless otherwise stated the results shown in this test report refer only to the sample(s) tested and such sample(s) are retained for 90 days only.

除非另有說明，此報告結果僅對測試之樣品負責，同時此樣品僅保留90天。本報告未經本公司書面許可，不可部份複製。

This document is issued by the Company subject to its General Conditions of Service printed overleaf, available on request or accessible at [www.sgs.com/terms\\_and\\_conditions.htm](http://www.sgs.com/terms_and_conditions.htm) and, for electronic format documents, subject to Terms and Conditions for Electronic Documents at [www.sgs.com/terms\\_e-document.htm](http://www.sgs.com/terms_e-document.htm). Attention is drawn to the limitation of liability, indemnification and jurisdiction issues defined therein. Any holder of this document is advised that information contained hereon reflects the Company's findings at the time of its intervention only and within the limits of Client's instructions, if any. The Company's sole responsibility is to its Client and this document does not exonerate parties to a transaction from exercising all their rights and obligations under the transaction documents. This document cannot be reproduced except in full, without prior written approval of the Company. Any unauthorized alteration, forgery or falsification of the content or appearance of this document is unlawful and offenders may be prosecuted to the fullest extent of the law.

**LTE FDD Band XXV + BT+ 2.4GHz WLAN Main + Transceiver**

No.	Conditions	Position	Distance (mm)	Max. WWAN	Max. WLAN Main	Max. WLAN BT	Max. Transceiver	SAR Sum	SPLSR
42	LTE B25	Back side	0	0.946	0.045	0.014	0.62	<b>1.625</b>	Analyzed as below
		Top side	0	0.73	0.226	0.00003	0.338	1.29403	$\Sigma$ SAR<1.6, Not required
		Bottom side	0	0.039	0.005	0.07	0.008	0.122	$\Sigma$ SAR<1.6, Not required
		Left side	0	0.001	0.024	0.005	0.014	0.044	$\Sigma$ SAR<1.6, Not required
		Right side	0	0.005	0.017	0.002	0.003	0.027	$\Sigma$ SAR<1.6, Not required

**SPLSR LTE Band 25 & BT**

Conditions	Position	SAR Value (W/kg)	Coordinates (cm)			$\Sigma$ SAR (W/kg)	Peak Location Separation Distance (mm)	SPLSR	Simultaneous Transmission SAR Test
			x	y	z				
LTE B25	Back side	0.946	9.32	-3.67	-0.18	0.96	201.8	0.005	SPLSR<0.04, Not required
WLAN BT		0.014	-9.76	-10.24	-0.32				

**BT**

**WWAN**

Unless otherwise stated the results shown in this test report refer only to the sample(s) tested and such sample(s) are retained for 90 days only.


除非另有說明，此報告結果僅對測試之樣品負責，同時此樣品僅保留90天。本報告未經本公司書面許可，不可部份複製。

This document is issued by the Company subject to its General Conditions of Service printed overleaf, available on request or accessible at [www.sgs.com/terms\\_and\\_conditions.htm](http://www.sgs.com/terms_and_conditions.htm) and, for electronic format documents, subject to Terms and Conditions for Electronic Documents at [www.sgs.com/terms\\_e-document.htm](http://www.sgs.com/terms_e-document.htm). Attention is drawn to the limitation of liability, indemnification and jurisdiction issues defined therein. Any holder of this document is advised that information contained hereon reflects the Company's findings at the time of its intervention only and within the limits of Client's instructions, if any. The Company's sole responsibility is to its Client and this document does not exonerate parties to a transaction from exercising all their rights and obligations under the transaction documents. This document cannot be reproduced except in full, without prior written approval of the Company. Any unauthorized alteration, forgery or falsification of the content or appearance of this document is unlawful and offenders may be prosecuted to the fullest extent of the law.

### SPLSR WLAN Main & BT

Conditions	Position	SAR Value (W/kg)	Coordinates (cm)			ΣSAR (W/kg)	Peak Location Separation Distance (mm)	SPLSR	Simultaneous Transmission SAR Test
			x	y	z				
WLAN Main b CH11	Back side	0.045	8.68	5.04	0.53	0.059	239.6	0.000	SPLSR<0.04, Not required
WLAN BT		0.014	-9.76	-10.24	-0.32				

BT



WWAN

Unless otherwise stated the results shown in this test report refer only to the sample(s) tested and such sample(s) are retained for 90 days only.

除非另有說明，此報告結果僅對測試之樣品負責，同時此樣品僅保留90天。本報告未經本公司書面許可，不可部份複製。

This document is issued by the Company subject to its General Conditions of Service printed overleaf, available on request or accessible at [www.sgs.com/terms\\_and\\_conditions.htm](http://www.sgs.com/terms_and_conditions.htm) and, for electronic format documents, subject to Terms and Conditions for Electronic Documents at [www.sgs.com/terms\\_e-document.htm](http://www.sgs.com/terms_e-document.htm). Attention is drawn to the limitation of liability, indemnification and jurisdiction issues defined therein. Any holder of this document is advised that information contained hereon reflects the Company's findings at the time of its intervention only and within the limits of Client's instructions, if any. The Company's sole responsibility is to its Client and this document does not exonerate parties to a transaction from exercising all their rights and obligations under the transaction documents. This document cannot be reproduced except in full, without prior written approval of the Company. Any unauthorized alteration, forgery or falsification of the content or appearance of this document is unlawful and offenders may be prosecuted to the fullest extent of the law.

## SPLSR BT & Transceiver

Conditions	Position	SAR Value (W/kg)	Coordinates (cm)			$\Sigma$ SAR (W/kg)	Peak Location Separation Distance (mm)	SPLSR	Simultaneous Transmission SAR Test
			x	y	z				
Transceiver	Back side	0.62	13.00	-9.78	-0.17	0.634	227.7	0.002	SPLSR < 0.04, Not required
WLAN BT		0.014	-9.76	-10.24	-0.32				

BT



Transceiver

Unless otherwise stated the results shown in this test report refer only to the sample(s) tested and such sample(s) are retained for 90 days only.

除非另有說明，此報告結果僅對測試之樣品負責，同時此樣品僅保留90天。本報告未經本公司書面許可，不可部份複製。

This document is issued by the Company subject to its General Conditions of Service printed overleaf, available on request or accessible at [www.sgs.com/terms\\_and\\_conditions.htm](http://www.sgs.com/terms_and_conditions.htm) and, for electronic format documents, subject to Terms and Conditions for Electronic Documents at [www.sgs.com/terms\\_e-document.htm](http://www.sgs.com/terms_e-document.htm). Attention is drawn to the limitation of liability, indemnification and jurisdiction issues defined therein. Any holder of this document is advised that information contained hereon reflects the Company's findings at the time of its intervention only and within the limits of Client's instructions, if any. The Company's sole responsibility is to its Client and this document does not exonerate parties to a transaction from exercising all their rights and obligations under the transaction documents. This document cannot be reproduced except in full, without prior written approval of the Company. Any unauthorized alteration, forgery or falsification of the content or appearance of this document is unlawful and offenders may be prosecuted to the fullest extent of the law.

## GPRS 850 + BT + 5GHz WLAN Main + Transceiver

No.	Conditions	Position	Distance (mm)	Max. WWAN	Max. WLAN Main	Max. WLAN BT	Max. Transceiver	SAR Sum	SPLSR
43	850	Back side	0	0.493	0.17	0.014	0.62	1.297	$\Sigma$ SAR<1.6, Not required
		Top side	0	0.202	1.185	0.00003	0.338	<b>1.725</b>	Analyzed as below
		Bottom side	0	0.038	0.031	0.07	0.008	0.147	$\Sigma$ SAR<1.6, Not required
		Left side	0	0.022	0.025	0.005	0.014	0.066	$\Sigma$ SAR<1.6, Not required
		Right side	0	0.019	0.039	0.002	0.003	0.063	$\Sigma$ SAR<1.6, Not required

## SPLSR GPRS 850 & BT

Conditions	Position	SAR Value (W/kg)	Coordinates (cm)			$\Sigma$ SAR (W/kg)	Peak Location Separation Distance (mm)	SPLSR	Simultaneous Transmission SAR Test
			x	y	z				
GPRS 850 CH190	Top side	0.202	-1.19	-1.79	-0.42	0.20203	89.1	0.001	SPLSR<0.04, Not required
WLAN BT		0.00003	-1.40	-10.70	-0.45				

WWAN



BT

Unless otherwise stated the results shown in this test report refer only to the sample(s) tested and such sample(s) are retained for 90 days only.

除非另有說明，此報告結果僅對測試之樣品負責，同時此樣品僅保留90天。本報告未經本公司書面許可，不可部份複製。

This document is issued by the Company subject to its General Conditions of Service printed overleaf, available on request or accessible at [www.sgs.com/terms\\_and\\_conditions.htm](http://www.sgs.com/terms_and_conditions.htm) and, for electronic format documents, subject to Terms and Conditions for Electronic Documents at [www.sgs.com/terms\\_e-document.htm](http://www.sgs.com/terms_e-document.htm). Attention is drawn to the limitation of liability, indemnification and jurisdiction issues defined therein. Any holder of this document is advised that information contained hereon reflects the Company's findings at the time of its intervention only and within the limits of Client's instructions, if any. The Company's sole responsibility is to its Client and this document does not exonerate parties to a transaction from exercising all their rights and obligations under the transaction documents. This document cannot be reproduced except in full, without prior written approval of the Company. Any unauthorized alteration, forgery or falsification of the content or appearance of this document is unlawful and offenders may be prosecuted to the fullest extent of the law.

**SPLSR WLAN Main & BT**

Conditions	Position	SAR Value (W/kg)	Coordinates (cm)			ΣSAR (W/kg)	Peak Location Separation Distance (mm)	SPLSR	Simultaneous Transmission SAR Test
			x	y	z				
WLAN Main ac(20M) CH136	Top side	1.185	-1.74	5.44	-0.44	1.18503	161.4	0.008	SPLSR<0.04, Not required
WLAN BT		0.00003	-1.40	-10.70	-0.45				

**WLAN**

**BT**
**SPLSR BT & Transceiver**

Conditions	Position	SAR Value (W/kg)	Coordinates (cm)			ΣSAR (W/kg)	Peak Location Separation Distance (mm)	SPLSR	Simultaneous Transmission SAR Test
			x	y	z				
Transceiver	Top side	0.338	-3.52	-6.46	-0.48	0.33803	47.4	0.004	SPLSR<0.04, Not required
WLAN BT		0.00003	-1.40	-10.70	-0.45				

**BT**

**Transceiver**

Unless otherwise stated the results shown in this test report refer only to the sample(s) tested and such sample(s) are retained for 90 days only.

除非另有說明，此報告結果僅對測試之樣品負責，同時此樣品僅保留90天。本報告未經本公司書面許可，不可部份複製。

This document is issued by the Company subject to its General Conditions of Service printed overleaf, available on request or accessible at [www.sgs.com/terms\\_and\\_conditions.htm](http://www.sgs.com/terms_and_conditions.htm) and, for electronic format documents, subject to Terms and Conditions for Electronic Documents at [www.sgs.com/terms\\_e-document.htm](http://www.sgs.com/terms_e-document.htm). Attention is drawn to the limitation of liability, indemnification and jurisdiction issues defined therein. Any holder of this document is advised that information contained hereon reflects the Company's findings at the time of its intervention only and within the limits of Client's instructions, if any. The Company's sole responsibility is to its Client and this document does not exonerate parties to a transaction from exercising all their rights and obligations under the transaction documents. This document cannot be reproduced except in full, without prior written approval of the Company. Any unauthorized alteration, forgery or falsification of the content or appearance of this document is unlawful and offenders may be prosecuted to the fullest extent of the law.



**GPRS 1900 + BT+ 5GHz WLAN Main + Transceiver**

No.	Conditions	Position	Distance (mm)	Max. WWAN	Max. WLAN Main	Max. WLAN BT	Max. Transceiver	SAR Sum	SPLSR
44	1900	Back side	0	0.89	0.17	0.014	0.62	<b>1.694</b>	Analyzed as below
		Top side	0	0.727	1.185	0.00003	0.338	<b>2.250</b>	Analyzed as below
		Bottom side	0	0.037	0.031	0.07	0.008	0.146	$\Sigma$ SAR<1.6, Not required
		Left side	0	0.02	0.025	0.005	0.014	0.064	$\Sigma$ SAR<1.6, Not required
		Right side	0	0.029	0.039	0.002	0.003	0.073	$\Sigma$ SAR<1.6, Not required

Unless otherwise stated the results shown in this test report refer only to the sample(s) tested and such sample(s) are retained for 90 days only.

除非另有說明，此報告結果僅對測試之樣品負責，同時此樣品僅保留90天。本報告未經本公司書面許可，不可部份複製。

This document is issued by the Company subject to its General Conditions of Service printed overleaf, available on request or accessible at [www.sgs.com/terms\\_and\\_conditions.htm](http://www.sgs.com/terms_and_conditions.htm) and, for electronic format documents, subject to Terms and Conditions for Electronic Documents at [www.sgs.com/terms\\_e-document.htm](http://www.sgs.com/terms_e-document.htm). Attention is drawn to the limitation of liability, indemnification and jurisdiction issues defined therein. Any holder of this document is advised that information contained hereon reflects the Company's findings at the time of its intervention only and within the limits of Client's instructions, if any. The Company's sole responsibility is to its Client and this document does not exonerate parties to a transaction from exercising all their rights and obligations under the transaction documents. This document cannot be reproduced except in full, without prior written approval of the Company. Any unauthorized alteration, forgery or falsification of the content or appearance of this document is unlawful and offenders may be prosecuted to the fullest extent of the law.

### SPLSR WWAN & BT

Conditions	Position	SAR Value (W/kg)	Coordinates (cm)			ΣSAR (W/kg)	Peak Location Separation Distance (mm)	SPLSR	Simultaneous Transmission SAR Test
			x	y	z				
GPRS 1900 CH810	Back side	0.89	9.30	-3.45	-0.10	0.904	202.3	0.004	SPLSR<0.04, Not required
WLAN BT		0.014	-9.76	-10.24	-0.32				

BT



WWAN

Conditions	Position	SAR Value (W/kg)	Coordinates (cm)			ΣSAR (W/kg)	Peak Location Separation Distance (mm)	SPLSR	Simultaneous Transmission SAR Test
			x	y	z				
GPRS 1900 CH810	Top side	0.727	-1.35	-4.33	-0.27	0.72703	63.7	0.010	SPLSR<0.04, Not required
WLAN BT		0.00003	-1.40	-10.70	-0.45				

WWAN



BT

Unless otherwise stated the results shown in this test report refer only to the sample(s) tested and such sample(s) are retained for 90 days only.

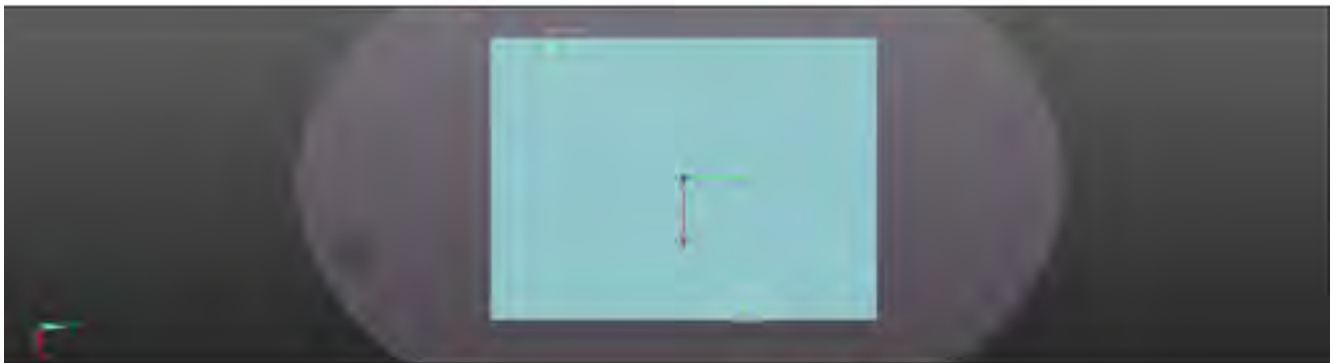
除非另有說明，此報告結果僅對測試之樣品負責，同時此樣品僅保留90天。本報告未經本公司書面許可，不可部份複製。

This document is issued by the Company subject to its General Conditions of Service printed overleaf, available on request or accessible at [www.sgs.com/terms\\_and\\_conditions.htm](http://www.sgs.com/terms_and_conditions.htm) and, for electronic format documents, subject to Terms and Conditions for Electronic Documents at [www.sgs.com/terms\\_e-document.htm](http://www.sgs.com/terms_e-document.htm). Attention is drawn to the limitation of liability, indemnification and jurisdiction issues defined therein. Any holder of this document is advised that information contained hereon reflects the Company's findings at the time of its intervention only and within the limits of Client's instructions, if any. The Company's sole responsibility is to its Client and this document does not exonerate parties to a transaction from exercising all their rights and obligations under the transaction documents. This document cannot be reproduced except in full, without prior written approval of the Company. Any unauthorized alteration, forgery or falsification of the content or appearance of this document is unlawful and offenders may be prosecuted to the fullest extent of the law.

### SPLSR WLAN Main & BT

Conditions	Position	SAR Value (W/kg)	Coordinates (cm)			ΣSAR (W/kg)	Peak Location Separation Distance (mm)	SPLSR	Simultaneous Transmission SAR Test
			x	y	z				
WLAN Main ac(80M) CH155	Back side	0.17	9.30	4.72	0.60	0.184	242.5	0.000	SPLSR<0.04, Not required
WLAN BT		0.014	-9.76	-10.24	-0.32				


BT



Main

Conditions	Position	SAR Value (W/kg)	Coordinates (cm)			ΣSAR (W/kg)	Peak Location Separation Distance (mm)	SPLSR	Simultaneous Transmission SAR Test
			x	y	z				
WLAN Main ac(20M) CH136	Top side	1.185	-1.74	5.44	-0.44	1.18503	161.4	0.008	SPLSR<0.04, Not required
WLAN BT		0.00003	-1.40	-10.70	-0.45				

WLAN



BT

Unless otherwise stated the results shown in this test report refer only to the sample(s) tested and such sample(s) are retained for 90 days only.

除非另有說明，此報告結果僅對測試之樣品負責，同時此樣品僅保留90天。本報告未經本公司書面許可，不可部份複製。

This document is issued by the Company subject to its General Conditions of Service printed overleaf, available on request or accessible at [www.sgs.com/terms\\_and\\_conditions.htm](http://www.sgs.com/terms_and_conditions.htm) and, for electronic format documents, subject to Terms and Conditions for Electronic Documents at [www.sgs.com/terms\\_e-document.htm](http://www.sgs.com/terms_e-document.htm). Attention is drawn to the limitation of liability, indemnification and jurisdiction issues defined therein. Any holder of this document is advised that information contained hereon reflects the Company's findings at the time of its intervention only and within the limits of Client's instructions, if any. The Company's sole responsibility is to its Client and this document does not exonerate parties to a transaction from exercising all their rights and obligations under the transaction documents. This document cannot be reproduced except in full, without prior written approval of the Company. Any unauthorized alteration, forgery or falsification of the content or appearance of this document is unlawful and offenders may be prosecuted to the fullest extent of the law.

### SPLSR BT & Transceiver

Conditions	Position	SAR Value (W/kg)	Coordinates (cm)			ΣSAR (W/kg)	Peak Location Separation Distance (mm)	SPLSR	Simultaneous Transmission SAR Test
			x	y	z				
Transceiver	Back side	0.62	13.00	-9.78	-0.17	0.634	227.7	0.002	SPLSR<0.04, Not required
WLAN BT		0.014	-9.76	-10.24	-0.32				

BT



Transceiver

Conditions	Position	SAR Value (W/kg)	Coordinates (cm)			ΣSAR (W/kg)	Peak Location Separation Distance (mm)	SPLSR	Simultaneous Transmission SAR Test
			x	y	z				
Transceiver	Top side	0.338	-3.52	-6.46	-0.48	0.33803	47.4	0.004	SPLSR<0.04, Not required
WLAN BT		0.00003	-1.40	-10.70	-0.45				

BT



Transceiver

Unless otherwise stated the results shown in this test report refer only to the sample(s) tested and such sample(s) are retained for 90 days only.

除非另有說明，此報告結果僅對測試之樣品負責，同時此樣品僅保留90天。本報告未經本公司書面許可，不可部份複製。

This document is issued by the Company subject to its General Conditions of Service printed overleaf, available on request or accessible at [www.sgs.com/terms\\_and\\_conditions.htm](http://www.sgs.com/terms_and_conditions.htm) and, for electronic format documents, subject to Terms and Conditions for Electronic Documents at [www.sgs.com/terms\\_e-document.htm](http://www.sgs.com/terms_e-document.htm). Attention is drawn to the limitation of liability, indemnification and jurisdiction issues defined therein. Any holder of this document is advised that information contained hereon reflects the Company's findings at the time of its intervention only and within the limits of Client's instructions, if any. The Company's sole responsibility is to its Client and this document does not exonerate parties to a transaction from exercising all their rights and obligations under the transaction documents. This document cannot be reproduced except in full, without prior written approval of the Company. Any unauthorized alteration, forgery or falsification of the content or appearance of this document is unlawful and offenders may be prosecuted to the fullest extent of the law.

**WCDMA Band II + BT+ 5GHz WLAN Main + Transceiver**

No.	Conditions	Position	Distance (mm)	Max. WWAN	Max. WLAN Main	Max. WLAN BT	Max. Transceiver	SAR Sum	SPLSR
45	WCDMA B2	Back side	0	0.941	0.17	0.014	0.62	<b>1.745</b>	Analyzed as below
		Top side	0	0.664	1.185	0.00003	0.338	<b>2.187</b>	Analyzed as below
		Bottom side	0	0.043	0.031	0.07	0.008	0.152	$\Sigma$ SAR<1.6, Not required
		Left side	0	0.008	0.025	0.005	0.014	0.052	$\Sigma$ SAR<1.6, Not required
		Right side	0	0.02	0.039	0.002	0.003	0.064	$\Sigma$ SAR<1.6, Not required


Unless otherwise stated the results shown in this test report refer only to the sample(s) tested and such sample(s) are retained for 90 days only.

除非另有說明，此報告結果僅對測試之樣品負責，同時此樣品僅保留90天。本報告未經本公司書面許可，不可部份複製。

This document is issued by the Company subject to its General Conditions of Service printed overleaf, available on request or accessible at [www.sgs.com/terms\\_and\\_conditions.htm](http://www.sgs.com/terms_and_conditions.htm) and, for electronic format documents, subject to Terms and Conditions for Electronic Documents at [www.sgs.com/terms\\_e-document.htm](http://www.sgs.com/terms_e-document.htm). Attention is drawn to the limitation of liability, indemnification and jurisdiction issues defined therein. Any holder of this document is advised that information contained hereon reflects the Company's findings at the time of its intervention only and within the limits of Client's instructions, if any. The Company's sole responsibility is to its Client and this document does not exonerate parties to a transaction from exercising all their rights and obligations under the transaction documents. This document cannot be reproduced except in full, without prior written approval of the Company. Any unauthorized alteration, forgery or falsification of the content or appearance of this document is unlawful and offenders may be prosecuted to the fullest extent of the law.

**SPLSR WWAN & BT**

Conditions	Position	SAR Value (W/kg)	Coordinates (cm)			$\Sigma$ SAR (W/kg)	Peak Location Separation Distance (mm)	SPLSR	Simultaneous Transmission SAR Test
			x	y	z				
WCDMA B2	Back side	0.941	9.30	-3.45	-0.10	0.955	202.3	0.005	SPLSR<0.04, Not required
WLAN BT		0.014	-9.76	-10.24	-0.32				

**BT**

**WWAN**

Conditions	Position	SAR Value (W/kg)	Coordinates (cm)			$\Sigma$ SAR (W/kg)	Peak Location Separation Distance (mm)	SPLSR	Simultaneous Transmission SAR Test
			x	y	z				
WCDMA B2	Top side	0.664	-0.91	-4.20	-0.28	0.66403	65.2	0.008	SPLSR<0.04, Not required
WLAN BT		0.00003	-1.40	-10.70	-0.45				

**WWAN**

**BT**

Unless otherwise stated the results shown in this test report refer only to the sample(s) tested and such sample(s) are retained for 90 days only.

除非另有說明，此報告結果僅對測試之樣品負責，同時此樣品僅保留90天。本報告未經本公司書面許可，不可部份複製。

This document is issued by the Company subject to its General Conditions of Service printed overleaf, available on request or accessible at [www.sgs.com/terms\\_and\\_conditions.htm](http://www.sgs.com/terms_and_conditions.htm) and, for electronic format documents, subject to Terms and Conditions for Electronic Documents at [www.sgs.com/terms\\_e-document.htm](http://www.sgs.com/terms_e-document.htm). Attention is drawn to the limitation of liability, indemnification and jurisdiction issues defined therein. Any holder of this document is advised that information contained hereon reflects the Company's findings at the time of its intervention only and within the limits of Client's instructions, if any. The Company's sole responsibility is to its Client and this document does not exonerate parties to a transaction from exercising all their rights and obligations under the transaction documents. This document cannot be reproduced except in full, without prior written approval of the Company. Any unauthorized alteration, forgery or falsification of the content or appearance of this document is unlawful and offenders may be prosecuted to the fullest extent of the law.

### SPLSR WLAN Main & BT

Conditions	Position	SAR Value (W/kg)	Coordinates (cm)			ΣSAR (W/kg)	Peak Location Separation Distance (mm)	SPLSR	Simultaneous Transmission SAR Test
			x	y	z				
WLAN Main ac(80M) CH155	Back side	0.17	9.30	4.72	0.60	0.184	242.5	0.000	SPLSR<0.04, Not required
WLAN BT		0.014	-9.76	-10.24	-0.32				

BT



Main

Conditions	Position	SAR Value (W/kg)	Coordinates (cm)			ΣSAR (W/kg)	Peak Location Separation Distance (mm)	SPLSR	Simultaneous Transmission SAR Test
			x	y	z				
WLAN Main ac(20M) CH136	Top side	1.185	-1.74	5.44	-0.44	1.18503	161.4	0.008	SPLSR<0.04, Not required
WLAN BT		0.00003	-1.40	-10.70	-0.45				

WLAN



BT

Unless otherwise stated the results shown in this test report refer only to the sample(s) tested and such sample(s) are retained for 90 days only.

除非另有說明，此報告結果僅對測試之樣品負責，同時此樣品僅保留90天。本報告未經本公司書面許可，不可部份複製。

This document is issued by the Company subject to its General Conditions of Service printed overleaf, available on request or accessible at [www.sgs.com/terms\\_and\\_conditions.htm](http://www.sgs.com/terms_and_conditions.htm) and, for electronic format documents, subject to Terms and Conditions for Electronic Documents at [www.sgs.com/terms\\_e-document.htm](http://www.sgs.com/terms_e-document.htm). Attention is drawn to the limitation of liability, indemnification and jurisdiction issues defined therein. Any holder of this document is advised that information contained hereon reflects the Company's findings at the time of its intervention only and within the limits of Client's instructions, if any. The Company's sole responsibility is to its Client and this document does not exonerate parties to a transaction from exercising all their rights and obligations under the transaction documents. This document cannot be reproduced except in full, without prior written approval of the Company. Any unauthorized alteration, forgery or falsification of the content or appearance of this document is unlawful and offenders may be prosecuted to the fullest extent of the law.

## SPLSR BT & Transceiver

Conditions	Position	SAR Value (W/kg)	Coordinates (cm)			ΣSAR (W/kg)	Peak Location Separation Distance (mm)	SPLSR	Simultaneous Transmission SAR Test
			x	y	z				
Transceiver	Back side	0.62	13.00	-9.78	-0.17	0.634	227.7	0.002	SPLSR<0.04, Not required
WLAN BT		0.014	-9.76	-10.24	-0.32				

### BT



### Transceiver

Conditions	Position	SAR Value (W/kg)	Coordinates (cm)			ΣSAR (W/kg)	Peak Location Separation Distance (mm)	SPLSR	Simultaneous Transmission SAR Test
			x	y	z				
Transceiver	Top side	0.338	-3.52	-6.46	-0.48	0.33803	47.4	0.004	SPLSR<0.04, Not required
WLAN BT		0.00003	-1.40	-10.70	-0.45				

### BT



### Transceiver

Unless otherwise stated the results shown in this test report refer only to the sample(s) tested and such sample(s) are retained for 90 days only.

除非另有說明，此報告結果僅對測試之樣品負責，同時此樣品僅保留90天。本報告未經本公司書面許可，不可部份複製。

This document is issued by the Company subject to its General Conditions of Service printed overleaf, available on request or accessible at [www.sgs.com/terms\\_and\\_conditions.htm](http://www.sgs.com/terms_and_conditions.htm) and, for electronic format documents, subject to Terms and Conditions for Electronic Documents at [www.sgs.com/terms\\_e-document.htm](http://www.sgs.com/terms_e-document.htm). Attention is drawn to the limitation of liability, indemnification and jurisdiction issues defined therein. Any holder of this document is advised that information contained hereon reflects the Company's findings at the time of its intervention only and within the limits of Client's instructions, if any. The Company's sole responsibility is to its Client and this document does not exonerate parties to a transaction from exercising all their rights and obligations under the transaction documents. This document cannot be reproduced except in full, without prior written approval of the Company. Any unauthorized alteration, forgery or falsification of the content or appearance of this document is unlawful and offenders may be prosecuted to the fullest extent of the law.



**WCDMA Band IV + BT+ 5GHz WLAN Main + Transceiver**

No.	Conditions	Position	Distance (mm)	Max. WWAN	Max. WLAN Main	Max. WLAN BT	Max. Transceiver	SAR Sum	SPLSR
46	WCDMA B4	Back side	0	0.944	0.17	0.014	0.62	<b>1.748</b>	Analyzed as below
		Top side	0	0.871	1.185	0.00003	0.338	<b>2.394</b>	Analyzed as below
		Bottom side	0	0.032	0.031	0.07	0.008	0.141	$\Sigma$ SAR<1.6, Not required
		Left side	0	0.027	0.025	0.005	0.014	0.071	$\Sigma$ SAR<1.6, Not required
		Right side	0	0.014	0.039	0.002	0.003	0.058	$\Sigma$ SAR<1.6, Not required


Unless otherwise stated the results shown in this test report refer only to the sample(s) tested and such sample(s) are retained for 90 days only.

除非另有說明，此報告結果僅對測試之樣品負責，同時此樣品僅保留90天。本報告未經本公司書面許可，不可部份複製。


This document is issued by the Company subject to its General Conditions of Service printed overleaf, available on request or accessible at [www.sgs.com/terms\\_and\\_conditions.htm](http://www.sgs.com/terms_and_conditions.htm) and, for electronic format documents, subject to Terms and Conditions for Electronic Documents at [www.sgs.com/terms\\_e-document.htm](http://www.sgs.com/terms_e-document.htm). Attention is drawn to the limitation of liability, indemnification and jurisdiction issues defined therein. Any holder of this document is advised that information contained hereon reflects the Company's findings at the time of its intervention only and within the limits of Client's instructions, if any. The Company's sole responsibility is to its Client and this document does not exonerate parties to a transaction from exercising all their rights and obligations under the transaction documents. This document cannot be reproduced except in full, without prior written approval of the Company. Any unauthorized alteration, forgery or falsification of the content or appearance of this document is unlawful and offenders may be prosecuted to the fullest extent of the law.

**SPLSR WWAN & BT**

Conditions	Position	SAR Value (W/kg)	Coordinates (cm)			ΣSAR (W/kg)	Peak Location Separation Distance (mm)	SPLSR	Simultaneous Transmission SAR Test
			x	y	z				
WCDMA B4	Back side	0.944	9.75	-2.40	-0.10	0.958	210.3	0.004	SPLSR<0.04, Not required
WLAN BT		0.014	-9.76	-10.24	-0.32				

**BT**

**WWAN**

Conditions	Position	SAR Value (W/kg)	Coordinates (cm)			ΣSAR (W/kg)	Peak Location Separation Distance (mm)	SPLSR	Simultaneous Transmission SAR Test
			x	y	z				
WCDMA B4	Top side	0.871	-1.05	-3.04	-0.25	0.87103	76.7	0.011	SPLSR<0.04, Not required
WLAN BT		0.00003	-1.40	-10.70	-0.45				

**WWAN**

**BT**

Unless otherwise stated the results shown in this test report refer only to the sample(s) tested and such sample(s) are retained for 90 days only.

除非另有說明，此報告結果僅對測試之樣品負責，同時此樣品僅保留90天。本報告未經本公司書面許可，不可部份複製。

This document is issued by the Company subject to its General Conditions of Service printed overleaf, available on request or accessible at [www.sgs.com/terms\\_and\\_conditions.htm](http://www.sgs.com/terms_and_conditions.htm) and, for electronic format documents, subject to Terms and Conditions for Electronic Documents at [www.sgs.com/terms\\_e-document.htm](http://www.sgs.com/terms_e-document.htm). Attention is drawn to the limitation of liability, indemnification and jurisdiction issues defined therein. Any holder of this document is advised that information contained hereon reflects the Company's findings at the time of its intervention only and within the limits of Client's instructions, if any. The Company's sole responsibility is to its Client and this document does not exonerate parties to a transaction from exercising all their rights and obligations under the transaction documents. This document cannot be reproduced except in full, without prior written approval of the Company. Any unauthorized alteration, forgery or falsification of the content or appearance of this document is unlawful and offenders may be prosecuted to the fullest extent of the law.

**SPLSR WLAN Main & BT**

Conditions	Position	SAR Value (W/kg)	Coordinates (cm)			ΣSAR (W/kg)	Peak Location Separation Distance (mm)	SPLSR	Simultaneous Transmission SAR Test
			x	y	z				
WLAN Main ac(80M) CH155	Back side	0.17	9.30	4.72	0.60	0.184	242.5	0.000	SPLSR<0.04, Not required
WLAN BT		0.014	-9.76	-10.24	-0.32				

**BT**

**Main**

Conditions	Position	SAR Value (W/kg)	Coordinates (cm)			ΣSAR (W/kg)	Peak Location Separation Distance (mm)	SPLSR	Simultaneous Transmission SAR Test
			x	y	z				
WLAN Main ac(20M) CH136	Top side	1.185	-1.74	5.44	-0.44	1.18503	161.4	0.008	SPLSR<0.04, Not required
WLAN BT		0.00003	-1.40	-10.70	-0.45				

**WLAN**

**BT**

Unless otherwise stated the results shown in this test report refer only to the sample(s) tested and such sample(s) are retained for 90 days only.

除非另有說明，此報告結果僅對測試之樣品負責，同時此樣品僅保留90天。本報告未經本公司書面許可，不可部份複製。

This document is issued by the Company subject to its General Conditions of Service printed overleaf, available on request or accessible at [www.sgs.com/terms\\_and\\_conditions.htm](http://www.sgs.com/terms_and_conditions.htm) and, for electronic format documents, subject to Terms and Conditions for Electronic Documents at [www.sgs.com/terms\\_e-document.htm](http://www.sgs.com/terms_e-document.htm). Attention is drawn to the limitation of liability, indemnification and jurisdiction issues defined therein. Any holder of this document is advised that information contained hereon reflects the Company's findings at the time of its intervention only and within the limits of Client's instructions, if any. The Company's sole responsibility is to its Client and this document does not exonerate parties to a transaction from exercising all their rights and obligations under the transaction documents. This document cannot be reproduced except in full, without prior written approval of the Company. Any unauthorized alteration, forgery or falsification of the content or appearance of this document is unlawful and offenders may be prosecuted to the fullest extent of the law.

### SPLSR BT & Transceiver

Conditions	Position	SAR Value (W/kg)	Coordinates (cm)			ΣSAR (W/kg)	Peak Location Separation Distance (mm)	SPLSR	Simultaneous Transmission SAR Test
			x	y	z				
Transceiver	Back side	0.62	13.00	-9.78	-0.17	0.634	227.7	0.002	SPLSR<0.04, Not required
WLAN BT		0.014	-9.76	-10.24	-0.32				

BT



Transceiver

Conditions	Position	SAR Value (W/kg)	Coordinates (cm)			ΣSAR (W/kg)	Peak Location Separation Distance (mm)	SPLSR	Simultaneous Transmission SAR Test
			x	y	z				
Transceiver	Top side	0.338	-3.52	-6.46	-0.48	0.33803	47.4	0.004	SPLSR<0.04, Not required
WLAN BT		0.00003	-1.40	-10.70	-0.45				

BT



Transceiver

Unless otherwise stated the results shown in this test report refer only to the sample(s) tested and such sample(s) are retained for 90 days only.

除非另有說明，此報告結果僅對測試之樣品負責，同時此樣品僅保留90天。本報告未經本公司書面許可，不可部份複製。

This document is issued by the Company subject to its General Conditions of Service printed overleaf, available on request or accessible at [www.sgs.com/terms\\_and\\_conditions.htm](http://www.sgs.com/terms_and_conditions.htm) and, for electronic format documents, subject to Terms and Conditions for Electronic Documents at [www.sgs.com/terms\\_e-document.htm](http://www.sgs.com/terms_e-document.htm). Attention is drawn to the limitation of liability, indemnification and jurisdiction issues defined therein. Any holder of this document is advised that information contained hereon reflects the Company's findings at the time of its intervention only and within the limits of Client's instructions, if any. The Company's sole responsibility is to its Client and this document does not exonerate parties to a transaction from exercising all their rights and obligations under the transaction documents. This document cannot be reproduced except in full, without prior written approval of the Company. Any unauthorized alteration, forgery or falsification of the content or appearance of this document is unlawful and offenders may be prosecuted to the fullest extent of the law.

### WCDMA Band V + BT+ 5GHz WLAN Main + Transceiver

No.	Conditions	Position	Distance (mm)	Max. WWAN	Max. WLAN Main	Max. WLAN BT	Max. Transceiver	SAR Sum	SPLSR
47	WCDMA B5	Back side	0	0.377	0.17	0.014	0.62	1.181	ΣSAR<1.6, Not required
		Top side	0	0.363	1.185	0.00003	0.338	<b>1.886</b>	Analyzed as below
		Bottom side	0	0.037	0.031	0.07	0.008	0.146	ΣSAR<1.6, Not required
		Left side	0	0.01	0.025	0.005	0.014	0.054	ΣSAR<1.6, Not required
		Right side	0	0.006	0.039	0.002	0.003	0.05	ΣSAR<1.6, Not required

### SPLSR WCDMA B5 & BT

Conditions	Position	SAR Value (W/kg)	Coordinates (cm)			ΣSAR (W/kg)	Peak Location Separation Distance (mm)	SPLSR	Simultaneous Transmission SAR Test
			x	y	z				
WCDMA B5	Top side	0.363	-1.34	-1.63	-0.43	0.36303	90.7	0.002	SPLSR<0.04, Not required
WLAN BT		0.00003	-1.40	-10.70	-0.45				

WWAN



BT

Unless otherwise stated the results shown in this test report refer only to the sample(s) tested and such sample(s) are retained for 90 days only.

除非另有說明，此報告結果僅對測試之樣品負責，同時此樣品僅保留90天。本報告未經本公司書面許可，不可部份複製。

This document is issued by the Company subject to its General Conditions of Service printed overleaf, available on request or accessible at [www.sgs.com/terms\\_and\\_conditions.htm](http://www.sgs.com/terms_and_conditions.htm) and, for electronic format documents, subject to Terms and Conditions for Electronic Documents at [www.sgs.com/terms\\_e-document.htm](http://www.sgs.com/terms_e-document.htm). Attention is drawn to the limitation of liability, indemnification and jurisdiction issues defined therein. Any holder of this document is advised that information contained hereon reflects the Company's findings at the time of its intervention only and within the limits of Client's instructions, if any. The Company's sole responsibility is to its Client and this document does not exonerate parties to a transaction from exercising all their rights and obligations under the transaction documents. This document cannot be reproduced except in full, without prior written approval of the Company. Any unauthorized alteration, forgery or falsification of the content or appearance of this document is unlawful and offenders may be prosecuted to the fullest extent of the law.

### SPLSR WLAN Main & BT

Conditions	Position	SAR Value (W/kg)	Coordinates (cm)			ΣSAR (W/kg)	Peak Location Separation Distance (mm)	SPLSR	Simultaneous Transmission SAR Test
			x	y	z				
WLAN Main ac(20M) CH136	Top side	1.185	-1.74	5.44	-0.44	1.18503	161.4	0.008	SPLSR<0.04, Not required
WLAN BT		0.00003	-1.40	-10.70	-0.45				

WLAN



BT

### SPLSR BT & Transceiver

Conditions	Position	SAR Value (W/kg)	Coordinates (cm)			ΣSAR (W/kg)	Peak Location Separation Distance (mm)	SPLSR	Simultaneous Transmission SAR Test
			x	y	z				
Transceiver	Top side	0.338	-3.52	-6.46	-0.48	0.33803	47.4	0.004	SPLSR<0.04, Not required
WLAN BT		0.00003	-1.40	-10.70	-0.45				

BT



Transceiver

Unless otherwise stated the results shown in this test report refer only to the sample(s) tested and such sample(s) are retained for 90 days only.

除非另有說明，此報告結果僅對測試之樣品負責，同時此樣品僅保留90天。本報告未經本公司書面許可，不可部份複製。

This document is issued by the Company subject to its General Conditions of Service printed overleaf, available on request or accessible at [www.sgs.com/terms\\_and\\_conditions.htm](http://www.sgs.com/terms_and_conditions.htm) and, for electronic format documents, subject to Terms and Conditions for Electronic Documents at [www.sgs.com/terms\\_e-document.htm](http://www.sgs.com/terms_e-document.htm). Attention is drawn to the limitation of liability, indemnification and jurisdiction issues defined therein. Any holder of this document is advised that information contained hereon reflects the Company's findings at the time of its intervention only and within the limits of Client's instructions, if any. The Company's sole responsibility is to its Client and this document does not exonerate parties to a transaction from exercising all their rights and obligations under the transaction documents. This document cannot be reproduced except in full, without prior written approval of the Company. Any unauthorized alteration, forgery or falsification of the content or appearance of this document is unlawful and offenders may be prosecuted to the fullest extent of the law.

## CDMA / EVDO BC0 + BT+ 5GHz WLAN Main + Transceiver

No.	Conditions	Position	Distance (mm)	Max. WWAN	Max. WLAN Main	Max. WLAN BT	Max. Transceiver	SAR Sum	SPLSR
48	EVDO BC0	Back side	0	0.369	0.17	0.014	0.62	1.173	ΣSAR<1.6, Not required
		Top side	0	0.338	1.185	0.00003	0.338	<b>1.861</b>	Analyzed as below
		Bottom side	0	0.035	0.031	0.07	0.008	0.144	ΣSAR<1.6, Not required
		Left side	0	0.003	0.025	0.005	0.014	0.047	ΣSAR<1.6, Not required
		Right side	0	0.005	0.039	0.002	0.003	0.049	ΣSAR<1.6, Not required

## SPLSR CDMA BC0 & BT

Conditions	Position	SAR Value (W/kg)	Coordinates (cm)			ΣSAR (W/kg)	Peak Location Separation Distance (mm)	SPLSR	Simultaneous Transmission SAR Test
			x	y	z				
EVDO BC0	Top side	0.338	-1.20	-7.36	-0.41	0.33803	33.5	0.006	SPLSR<0.04, Not required
WLAN BT		0.00003	-1.40	-10.70	-0.45				

BC0



BT

Unless otherwise stated the results shown in this test report refer only to the sample(s) tested and such sample(s) are retained for 90 days only.

除非另有說明，此報告結果僅對測試之樣品負責，同時此樣品僅保留90天。本報告未經本公司書面許可，不可部份複製。

This document is issued by the Company subject to its General Conditions of Service printed overleaf, available on request or accessible at [www.sgs.com/terms\\_and\\_conditions.htm](http://www.sgs.com/terms_and_conditions.htm) and, for electronic format documents, subject to Terms and Conditions for Electronic Documents at [www.sgs.com/terms\\_e-document.htm](http://www.sgs.com/terms_e-document.htm). Attention is drawn to the limitation of liability, indemnification and jurisdiction issues defined therein. Any holder of this document is advised that information contained hereon reflects the Company's findings at the time of its intervention only and within the limits of Client's instructions, if any. The Company's sole responsibility is to its Client and this document does not exonerate parties to a transaction from exercising all their rights and obligations under the transaction documents. This document cannot be reproduced except in full, without prior written approval of the Company. Any unauthorized alteration, forgery or falsification of the content or appearance of this document is unlawful and offenders may be prosecuted to the fullest extent of the law.

### SPLSR WLAN Main & BT

Conditions	Position	SAR Value (W/kg)	Coordinates (cm)			ΣSAR (W/kg)	Peak Location Separation Distance (mm)	SPLSR	Simultaneous Transmission SAR Test
			x	y	z				
WLAN Main ac(20M) CH136	Top side	1.185	-1.74	5.44	-0.44	1.18503	161.4	0.008	SPLSR<0.04, Not required
WLAN BT		0.00003	-1.40	-10.70	-0.45				

WLAN



BT

### SPLSR BT & Transceiver

Conditions	Position	SAR Value (W/kg)	Coordinates (cm)			ΣSAR (W/kg)	Peak Location Separation Distance (mm)	SPLSR	Simultaneous Transmission SAR Test
			x	y	z				
Transceiver	Top side	0.338	-3.52	-6.46	-0.48	0.33803	47.4	0.004	SPLSR<0.04, Not required
WLAN BT		0.00003	-1.40	-10.70	-0.45				

BT



Transceiver

Unless otherwise stated the results shown in this test report refer only to the sample(s) tested and such sample(s) are retained for 90 days only.

除非另有說明，此報告結果僅對測試之樣品負責，同時此樣品僅保留90天。本報告未經本公司書面許可，不可部份複製。

This document is issued by the Company subject to its General Conditions of Service printed overleaf, available on request or accessible at [www.sgs.com/terms\\_and\\_conditions.htm](http://www.sgs.com/terms_and_conditions.htm) and, for electronic format documents, subject to Terms and Conditions for Electronic Documents at [www.sgs.com/terms\\_e-document.htm](http://www.sgs.com/terms_e-document.htm). Attention is drawn to the limitation of liability, indemnification and jurisdiction issues defined therein. Any holder of this document is advised that information contained hereon reflects the Company's findings at the time of its intervention only and within the limits of Client's instructions, if any. The Company's sole responsibility is to its Client and this document does not exonerate parties to a transaction from exercising all their rights and obligations under the transaction documents. This document cannot be reproduced except in full, without prior written approval of the Company. Any unauthorized alteration, forgery or falsification of the content or appearance of this document is unlawful and offenders may be prosecuted to the fullest extent of the law.



### CDMA / EVDO BC1 + BT+ 5GHz WLAN Main + Transceiver

No.	Conditions	Position	Distance (mm)	Max. WWAN	Max. WLAN Main	Max. WLAN BT	Max. Transceiver	SAR Sum	SPLSR
49	EVDO BC1	Back side	0	0.691	0.17	0.014	0.62	1.495	ΣSAR<1.6, Not required
		Top side	0	0.581	1.185	0.00003	0.338	<b>2.104</b>	Analyzed as below
		Bottom side	0	0.049	0.031	0.07	0.008	0.158	ΣSAR<1.6, Not required
		Left side	0	0.021	0.025	0.005	0.014	0.065	ΣSAR<1.6, Not required
		Right side	0	0.029	0.039	0.002	0.003	0.073	ΣSAR<1.6, Not required

### SPLSR CDMA BC1 & BT

Conditions	Position	SAR Value (W/kg)	Coordinates (cm)			ΣSAR (W/kg)	Peak Location Separation Distance (mm)	SPLSR	Simultaneous Transmission SAR Test
			x	y	z				
EVDO BC1	Top side	0.581	-0.76	-3.95	-0.36	0.58103	67.8	0.007	SPLSR<0.04, Not required
WLAN BT		0.00003	-1.40	-10.70	-0.45				

BC1



BT

Unless otherwise stated the results shown in this test report refer only to the sample(s) tested and such sample(s) are retained for 90 days only.

除非另有說明，此報告結果僅對測試之樣品負責，同時此樣品僅保留90天。本報告未經本公司書面許可，不可部份複製。

This document is issued by the Company subject to its General Conditions of Service printed overleaf, available on request or accessible at [www.sgs.com/terms\\_and\\_conditions.htm](http://www.sgs.com/terms_and_conditions.htm) and, for electronic format documents, subject to Terms and Conditions for Electronic Documents at [www.sgs.com/terms\\_e-document.htm](http://www.sgs.com/terms_e-document.htm). Attention is drawn to the limitation of liability, indemnification and jurisdiction issues defined therein. Any holder of this document is advised that information contained hereon reflects the Company's findings at the time of its intervention only and within the limits of Client's instructions, if any. The Company's sole responsibility is to its Client and this document does not exonerate parties to a transaction from exercising all their rights and obligations under the transaction documents. This document cannot be reproduced except in full, without prior written approval of the Company. Any unauthorized alteration, forgery or falsification of the content or appearance of this document is unlawful and offenders may be prosecuted to the fullest extent of the law.

### SPLSR WLAN Main & BT

Conditions	Position	SAR Value (W/kg)	Coordinates (cm)			ΣSAR (W/kg)	Peak Location Separation Distance (mm)	SPLSR	Simultaneous Transmission SAR Test
			x	y	z				
WLAN Main ac(20M) CH136	Top side	1.185	-1.74	5.44	-0.44	1.18503	161.4	0.008	SPLSR<0.04, Not required
WLAN BT		0.00003	-1.40	-10.70	-0.45				

WLAN



BT

### SPLSR BT & Transceiver

Conditions	Position	SAR Value (W/kg)	Coordinates (cm)			ΣSAR (W/kg)	Peak Location Separation Distance (mm)	SPLSR	Simultaneous Transmission SAR Test
			x	y	z				
Transceiver	Top side	0.338	-3.52	-6.46	-0.48	0.33803	47.4	0.004	SPLSR<0.04, Not required
WLAN BT		0.00003	-1.40	-10.70	-0.45				

BT



Transceiver

Unless otherwise stated the results shown in this test report refer only to the sample(s) tested and such sample(s) are retained for 90 days only.

除非另有說明，此報告結果僅對測試之樣品負責，同時此樣品僅保留90天。本報告未經本公司書面許可，不可部份複製。

This document is issued by the Company subject to its General Conditions of Service printed overleaf, available on request or accessible at [www.sgs.com/terms\\_and\\_conditions.htm](http://www.sgs.com/terms_and_conditions.htm) and, for electronic format documents, subject to Terms and Conditions for Electronic Documents at [www.sgs.com/terms\\_e-document.htm](http://www.sgs.com/terms_e-document.htm). Attention is drawn to the limitation of liability, indemnification and jurisdiction issues defined therein. Any holder of this document is advised that information contained hereon reflects the Company's findings at the time of its intervention only and within the limits of Client's instructions, if any. The Company's sole responsibility is to its Client and this document does not exonerate parties to a transaction from exercising all their rights and obligations under the transaction documents. This document cannot be reproduced except in full, without prior written approval of the Company. Any unauthorized alteration, forgery or falsification of the content or appearance of this document is unlawful and offenders may be prosecuted to the fullest extent of the law.

### CDMA / EVDO BC10 + BT + 5GHz WLAN Main + Transceiver

No.	Conditions	Position	Distance (mm)	Max. WWAN	Max. WLAN Main	Max. WLAN BT	Max. Transceiver	SAR Sum	SPLSR
50	EVDO BC10	Back side	0	0.364	0.17	0.014	0.62	1.168	ΣSAR<1.6, Not required
		Top side	0	0.355	1.185	0.00003	0.338	<b>1.878</b>	Analyzed as below
		Bottom side	0	0.045	0.031	0.07	0.008	0.154	ΣSAR<1.6, Not required
		Left side	0	0.004	0.025	0.005	0.014	0.048	ΣSAR<1.6, Not required
		Right side	0	0.002	0.039	0.002	0.003	0.046	ΣSAR<1.6, Not required

### SPLSR CDMA BC10 & BT

Conditions	Position	SAR Value (W/kg)	Coordinates (cm)			ΣSAR (W/kg)	Peak Location Separation Distance (mm)	SPLSR	Simultaneous Transmission SAR Test
			x	y	z				
EVDO BC10	Top side	0.355	-1.05	-7.80	-0.39	0.35503	29.2	0.007	SPLSR<0.04, Not required
WLAN BT		0.00003	-1.40	-10.70	-0.45				

BC10



BT

Unless otherwise stated the results shown in this test report refer only to the sample(s) tested and such sample(s) are retained for 90 days only.

除非另有說明，此報告結果僅對測試之樣品負責，同時此樣品僅保留90天。本報告未經本公司書面許可，不可部份複製。

This document is issued by the Company subject to its General Conditions of Service printed overleaf, available on request or accessible at [www.sgs.com/terms\\_and\\_conditions.htm](http://www.sgs.com/terms_and_conditions.htm) and, for electronic format documents, subject to Terms and Conditions for Electronic Documents at [www.sgs.com/terms\\_e-document.htm](http://www.sgs.com/terms_e-document.htm). Attention is drawn to the limitation of liability, indemnification and jurisdiction issues defined therein. Any holder of this document is advised that information contained hereon reflects the Company's findings at the time of its intervention only and within the limits of Client's instructions, if any. The Company's sole responsibility is to its Client and this document does not exonerate parties to a transaction from exercising all their rights and obligations under the transaction documents. This document cannot be reproduced except in full, without prior written approval of the Company. Any unauthorized alteration, forgery or falsification of the content or appearance of this document is unlawful and offenders may be prosecuted to the fullest extent of the law.

### SPLSR WLAN Main & BT

Conditions	Position	SAR Value (W/kg)	Coordinates (cm)			ΣSAR (W/kg)	Peak Location Separation Distance (mm)	SPLSR	Simultaneous Transmission SAR Test
			x	y	z				
WLAN Main ac(20M) CH136	Top side	1.185	-1.74	5.44	-0.44	1.18503	161.4	0.008	SPLSR<0.04, Not required
WLAN BT		0.00003	-1.40	-10.70	-0.45				

WLAN



BT

### SPLSR BT & Transceiver

Conditions	Position	SAR Value (W/kg)	Coordinates (cm)			ΣSAR (W/kg)	Peak Location Separation Distance (mm)	SPLSR	Simultaneous Transmission SAR Test
			x	y	z				
Transceiver	Top side	0.338	-3.52	-6.46	-0.48	0.33803	47.4	0.004	SPLSR<0.04, Not required
WLAN BT		0.00003	-1.40	-10.70	-0.45				

BT



Transceiver

Unless otherwise stated the results shown in this test report refer only to the sample(s) tested and such sample(s) are retained for 90 days only.

除非另有說明，此報告結果僅對測試之樣品負責，同時此樣品僅保留90天。本報告未經本公司書面許可，不可部份複製。

This document is issued by the Company subject to its General Conditions of Service printed overleaf, available on request or accessible at [www.sgs.com/terms\\_and\\_conditions.htm](http://www.sgs.com/terms_and_conditions.htm) and, for electronic format documents, subject to Terms and Conditions for Electronic Documents at [www.sgs.com/terms\\_e-document.htm](http://www.sgs.com/terms_e-document.htm). Attention is drawn to the limitation of liability, indemnification and jurisdiction issues defined therein. Any holder of this document is advised that information contained hereon reflects the Company's findings at the time of its intervention only and within the limits of Client's instructions, if any. The Company's sole responsibility is to its Client and this document does not exonerate parties to a transaction from exercising all their rights and obligations under the transaction documents. This document cannot be reproduced except in full, without prior written approval of the Company. Any unauthorized alteration, forgery or falsification of the content or appearance of this document is unlawful and offenders may be prosecuted to the fullest extent of the law.

**LTE FDD Band II + BT+ 5GHz WLAN Main + Transceiver**

No.	Conditions	Position	Distance (mm)	Max. WWAN	Max. WLAN Main	Max. WLAN BT	Max. Transceiver	SAR Sum	SPLSR
51	LTE B2	Back side	0	1.182	0.17	0.014	0.62	<b>1.986</b>	Analyzed as below
		Top side	0	0.914	1.185	0.00003	0.338	<b>2.437</b>	Analyzed as below
		Bottom side	0	0.045	0.031	0.07	0.008	0.154	$\Sigma$ SAR<1.6, Not required
		Left side	0	0.011	0.025	0.005	0.014	0.055	$\Sigma$ SAR<1.6, Not required
		Right side	0	0.024	0.039	0.002	0.003	0.068	$\Sigma$ SAR<1.6, Not required


Unless otherwise stated the results shown in this test report refer only to the sample(s) tested and such sample(s) are retained for 90 days only.

除非另有說明，此報告結果僅對測試之樣品負責，同時此樣品僅保留90天。本報告未經本公司書面許可，不可部份複製。

This document is issued by the Company subject to its General Conditions of Service printed overleaf, available on request or accessible at [www.sgs.com/terms\\_and\\_conditions.htm](http://www.sgs.com/terms_and_conditions.htm) and, for electronic format documents, subject to Terms and Conditions for Electronic Documents at [www.sgs.com/terms\\_e-document.htm](http://www.sgs.com/terms_e-document.htm). Attention is drawn to the limitation of liability, indemnification and jurisdiction issues defined therein. Any holder of this document is advised that information contained hereon reflects the Company's findings at the time of its intervention only and within the limits of Client's instructions, if any. The Company's sole responsibility is to its Client and this document does not exonerate parties to a transaction from exercising all their rights and obligations under the transaction documents. This document cannot be reproduced except in full, without prior written approval of the Company. Any unauthorized alteration, forgery or falsification of the content or appearance of this document is unlawful and offenders may be prosecuted to the fullest extent of the law.

**SPLSR LTE B2 & BT**

Conditions	Position	SAR Value (W/kg)	Coordinates (cm)			ΣSAR (W/kg)	Peak Location Separation Distance (mm)	SPLSR	Simultaneous Transmission SAR Test
			x	y	z				
LTE B2	Back side	1.182	9.46	-3.51	-0.19	1.196	203.6	0.006	SPLSR<0.04, Not required
WLAN BT		0.014	-9.76	-10.24	-0.32				

**BT**

**WWAN**

Conditions	Position	SAR Value (W/kg)	Coordinates (cm)			ΣSAR (W/kg)	Peak Location Separation Distance (mm)	SPLSR	Simultaneous Transmission SAR Test
			x	y	z				
LTE B2	Top side	0.914	-0.75	-3.84	-0.32	0.91403	68.9	0.013	SPLSR<0.04, Not required
WLAN BT		0.00003	-1.40	-10.70	-0.45				

**WWAN**

**BT**

Unless otherwise stated the results shown in this test report refer only to the sample(s) tested and such sample(s) are retained for 90 days only.

除非另有說明，此報告結果僅對測試之樣品負責，同時此樣品僅保留90天。本報告未經本公司書面許可，不可部份複製。

This document is issued by the Company subject to its General Conditions of Service printed overleaf, available on request or accessible at [www.sgs.com/terms\\_and\\_conditions.htm](http://www.sgs.com/terms_and_conditions.htm) and, for electronic format documents, subject to Terms and Conditions for Electronic Documents at [www.sgs.com/terms\\_e-document.htm](http://www.sgs.com/terms_e-document.htm). Attention is drawn to the limitation of liability, indemnification and jurisdiction issues defined therein. Any holder of this document is advised that information contained hereon reflects the Company's findings at the time of its intervention only and within the limits of Client's instructions, if any. The Company's sole responsibility is to its Client and this document does not exonerate parties to a transaction from exercising all their rights and obligations under the transaction documents. This document cannot be reproduced except in full, without prior written approval of the Company. Any unauthorized alteration, forgery or falsification of the content or appearance of this document is unlawful and offenders may be prosecuted to the fullest extent of the law.

## SPLSR WLAN Main & BT

Conditions	Position	SAR Value (W/kg)	Coordinates (cm)			ΣSAR (W/kg)	Peak Location Separation Distance (mm)	SPLSR	Simultaneous Transmission SAR Test
			x	y	z				
WLAN Main ac(80M) CH155	Back side	0.17	9.30	4.72	0.60	0.184	242.5	0.000	SPLSR<0.04, Not required
WLAN BT		0.014	-9.76	-10.24	-0.32				

BT



Main

Conditions	Position	SAR Value (W/kg)	Coordinates (cm)			ΣSAR (W/kg)	Peak Location Separation Distance (mm)	SPLSR	Simultaneous Transmission SAR Test
			x	y	z				
WLAN Main ac(20M) CH136	Top side	1.185	-1.74	5.44	-0.44	1.18503	161.4	0.008	SPLSR<0.04, Not required
WLAN BT		0.00003	-1.40	-10.70	-0.45				

WLAN



BT

Unless otherwise stated the results shown in this test report refer only to the sample(s) tested and such sample(s) are retained for 90 days only.

除非另有說明，此報告結果僅對測試之樣品負責，同時此樣品僅保留90天。本報告未經本公司書面許可，不可部份複製。

This document is issued by the Company subject to its General Conditions of Service printed overleaf, available on request or accessible at [www.sgs.com/terms\\_and\\_conditions.htm](http://www.sgs.com/terms_and_conditions.htm) and, for electronic format documents, subject to Terms and Conditions for Electronic Documents at [www.sgs.com/terms\\_e-document.htm](http://www.sgs.com/terms_e-document.htm). Attention is drawn to the limitation of liability, indemnification and jurisdiction issues defined therein. Any holder of this document is advised that information contained hereon reflects the Company's findings at the time of its intervention only and within the limits of Client's instructions, if any. The Company's sole responsibility is to its Client and this document does not exonerate parties to a transaction from exercising all their rights and obligations under the transaction documents. This document cannot be reproduced except in full, without prior written approval of the Company. Any unauthorized alteration, forgery or falsification of the content or appearance of this document is unlawful and offenders may be prosecuted to the fullest extent of the law.

### SPLSR BT & Transceiver

Conditions	Position	SAR Value (W/kg)	Coordinates (cm)			ΣSAR (W/kg)	Peak Location Separation Distance (mm)	SPLSR	Simultaneous Transmission SAR Test
			x	y	z				
Transceiver	Back side	0.62	13.00	-9.78	-0.17	0.634	227.7	0.002	SPLSR<0.04, Not required
WLAN BT		0.014	-9.76	-10.24	-0.32				

#### BT



#### Transceiver

Conditions	Position	SAR Value (W/kg)	Coordinates (cm)			ΣSAR (W/kg)	Peak Location Separation Distance (mm)	SPLSR	Simultaneous Transmission SAR Test
			x	y	z				
Transceiver	Top side	0.338	-3.52	-6.46	-0.48	0.33803	47.4	0.004	SPLSR<0.04, Not required
WLAN BT		0.00003	-1.40	-10.70	-0.45				

#### BT



#### Transceiver

Unless otherwise stated the results shown in this test report refer only to the sample(s) tested and such sample(s) are retained for 90 days only.

除非另有說明，此報告結果僅對測試之樣品負責，同時此樣品僅保留90天。本報告未經本公司書面許可，不可部份複製。

This document is issued by the Company subject to its General Conditions of Service printed overleaf, available on request or accessible at [www.sgs.com/terms\\_and\\_conditions.htm](http://www.sgs.com/terms_and_conditions.htm) and, for electronic format documents, subject to Terms and Conditions for Electronic Documents at [www.sgs.com/terms\\_e-document.htm](http://www.sgs.com/terms_e-document.htm). Attention is drawn to the limitation of liability, indemnification and jurisdiction issues defined therein. Any holder of this document is advised that information contained hereon reflects the Company's findings at the time of its intervention only and within the limits of Client's instructions, if any. The Company's sole responsibility is to its Client and this document does not exonerate parties to a transaction from exercising all their rights and obligations under the transaction documents. This document cannot be reproduced except in full, without prior written approval of the Company. Any unauthorized alteration, forgery or falsification of the content or appearance of this document is unlawful and offenders may be prosecuted to the fullest extent of the law.



**LTE FDD Band IV + BT+ 5GHz WLAN Main + Transceiver**

No.	Conditions	Position	Distance (mm)	Max. WWAN	Max. WLAN Main	Max. WLAN BT	Max. Transceiver	SAR Sum	SPLSR
52	LTE B4	Back side	0	0.797	0.17	0.014	0.62	<b>1.601</b>	Analyzed as below
		Top side	0	0.983	1.185	0.00003	0.338	<b>2.506</b>	Analyzed as below
		Bottom side	0	0.0.31	0.031	0.07	0.008	1.557	$\Sigma$ SAR<1.6, Not required
		Left side	0	0.014	0.025	0.005	0.014	0.058	$\Sigma$ SAR<1.6, Not required
		Right side	0	0.012	0.039	0.002	0.003	0.056	$\Sigma$ SAR<1.6, Not required

Unless otherwise stated the results shown in this test report refer only to the sample(s) tested and such sample(s) are retained for 90 days only.

除非另有說明，此報告結果僅對測試之樣品負責，同時此樣品僅保留90天。本報告未經本公司書面許可，不可部份複製。

This document is issued by the Company subject to its General Conditions of Service printed overleaf, available on request or accessible at [www.sgs.com/terms\\_and\\_conditions.htm](http://www.sgs.com/terms_and_conditions.htm) and, for electronic format documents, subject to Terms and Conditions for Electronic Documents at [www.sgs.com/terms\\_e-document.htm](http://www.sgs.com/terms_e-document.htm). Attention is drawn to the limitation of liability, indemnification and jurisdiction issues defined therein. Any holder of this document is advised that information contained hereon reflects the Company's findings at the time of its intervention only and within the limits of Client's instructions, if any. The Company's sole responsibility is to its Client and this document does not exonerate parties to a transaction from exercising all their rights and obligations under the transaction documents. This document cannot be reproduced except in full, without prior written approval of the Company. Any unauthorized alteration, forgery or falsification of the content or appearance of this document is unlawful and offenders may be prosecuted to the fullest extent of the law.

### SPLSR LTE B4 & BT

Conditions	Position	SAR Value (W/kg)	Coordinates (cm)			ΣSAR (W/kg)	Peak Location Separation Distance (mm)	SPLSR	Simultaneous Transmission SAR Test
			x	y	z				
LTE B4	Back side	0.797	9.75	-3.06	-0.20	0.811	207.9	0.004	SPLSR<0.04, Not required
WLAN BT		0.014	-9.76	-10.24	-0.32				

BT



WWAN

Conditions	Position	SAR Value (W/kg)	Coordinates (cm)			ΣSAR (W/kg)	Peak Location Separation Distance (mm)	SPLSR	Simultaneous Transmission SAR Test
			x	y	z				
LTE B4	Top side	0.983	-1.06	-3.34	-0.35	0.98303	73.7	0.013	SPLSR<0.04, Not required
WLAN BT		0.00003	-1.40	-10.70	-0.45				

WWAN



BT

Unless otherwise stated the results shown in this test report refer only to the sample(s) tested and such sample(s) are retained for 90 days only.

除非另有說明，此報告結果僅對測試之樣品負責，同時此樣品僅保留90天。本報告未經本公司書面許可，不可部份複製。

This document is issued by the Company subject to its General Conditions of Service printed overleaf, available on request or accessible at [www.sgs.com/terms\\_and\\_conditions.htm](http://www.sgs.com/terms_and_conditions.htm) and, for electronic format documents, subject to Terms and Conditions for Electronic Documents at [www.sgs.com/terms\\_e-document.htm](http://www.sgs.com/terms_e-document.htm). Attention is drawn to the limitation of liability, indemnification and jurisdiction issues defined therein. Any holder of this document is advised that information contained hereon reflects the Company's findings at the time of its intervention only and within the limits of Client's instructions, if any. The Company's sole responsibility is to its Client and this document does not exonerate parties to a transaction from exercising all their rights and obligations under the transaction documents. This document cannot be reproduced except in full, without prior written approval of the Company. Any unauthorized alteration, forgery or falsification of the content or appearance of this document is unlawful and offenders may be prosecuted to the fullest extent of the law.

### SPLSR WLAN Main & BT

Conditions	Position	SAR Value (W/kg)	Coordinates (cm)			ΣSAR (W/kg)	Peak Location Separation Distance (mm)	SPLSR	Simultaneous Transmission SAR Test
			x	y	z				
WLAN Main ac(80M) CH155	Back side	0.17	9.30	4.72	0.60	0.184	242.5	0.000	SPLSR<0.04, Not required
WLAN BT		0.014	-9.76	-10.24	-0.32				


BT



Main

Conditions	Position	SAR Value (W/kg)	Coordinates (cm)			ΣSAR (W/kg)	Peak Location Separation Distance (mm)	SPLSR	Simultaneous Transmission SAR Test
			x	y	z				
WLAN Main ac(20M) CH136	Top side	1.185	-1.74	5.44	-0.44	1.18503	161.4	0.008	SPLSR<0.04, Not required
WLAN BT		0.00003	-1.40	-10.70	-0.45				

WLAN



BT

Unless otherwise stated the results shown in this test report refer only to the sample(s) tested and such sample(s) are retained for 90 days only.

除非另有說明，此報告結果僅對測試之樣品負責，同時此樣品僅保留90天。本報告未經本公司書面許可，不可部份複製。

This document is issued by the Company subject to its General Conditions of Service printed overleaf, available on request or accessible at [www.sgs.com/terms\\_and\\_conditions.htm](http://www.sgs.com/terms_and_conditions.htm) and, for electronic format documents, subject to Terms and Conditions for Electronic Documents at [www.sgs.com/terms\\_e-document.htm](http://www.sgs.com/terms_e-document.htm). Attention is drawn to the limitation of liability, indemnification and jurisdiction issues defined therein. Any holder of this document is advised that information contained hereon reflects the Company's findings at the time of its intervention only and within the limits of Client's instructions, if any. The Company's sole responsibility is to its Client and this document does not exonerate parties to a transaction from exercising all their rights and obligations under the transaction documents. This document cannot be reproduced except in full, without prior written approval of the Company. Any unauthorized alteration, forgery or falsification of the content or appearance of this document is unlawful and offenders may be prosecuted to the fullest extent of the law.

## SPLSR BT & Transceiver

Conditions	Position	SAR Value (W/kg)	Coordinates (cm)			ΣSAR (W/kg)	Peak Location Separation Distance (mm)	SPLSR	Simultaneous Transmission SAR Test
			x	y	z				
Transceiver	Back side	0.62	13.00	-9.78	-0.17	0.634	227.7	0.002	SPLSR<0.04, Not required
WLAN BT		0.014	-9.76	-10.24	-0.32				

BT



Transceiver

Conditions	Position	SAR Value (W/kg)	Coordinates (cm)			ΣSAR (W/kg)	Peak Location Separation Distance (mm)	SPLSR	Simultaneous Transmission SAR Test
			x	y	z				
Transceiver	Top side	0.338	-3.52	-6.46	-0.48	0.33803	47.4	0.004	SPLSR<0.04, Not required
WLAN BT		0.00003	-1.40	-10.70	-0.45				

BT



Transceiver

Unless otherwise stated the results shown in this test report refer only to the sample(s) tested and such sample(s) are retained for 90 days only.

除非另有說明，此報告結果僅對測試之樣品負責，同時此樣品僅保留90天。本報告未經本公司書面許可，不可部份複製。

This document is issued by the Company subject to its General Conditions of Service printed overleaf, available on request or accessible at [www.sgs.com/terms\\_and\\_conditions.htm](http://www.sgs.com/terms_and_conditions.htm) and, for electronic format documents, subject to Terms and Conditions for Electronic Documents at [www.sgs.com/terms\\_e-document.htm](http://www.sgs.com/terms_e-document.htm). Attention is drawn to the limitation of liability, indemnification and jurisdiction issues defined therein. Any holder of this document is advised that information contained hereon reflects the Company's findings at the time of its intervention only and within the limits of Client's instructions, if any. The Company's sole responsibility is to its Client and this document does not exonerate parties to a transaction from exercising all their rights and obligations under the transaction documents. This document cannot be reproduced except in full, without prior written approval of the Company. Any unauthorized alteration, forgery or falsification of the content or appearance of this document is unlawful and offenders may be prosecuted to the fullest extent of the law.

**LTE FDD Band V + BT+ 5GHz WLAN Main + Transceiver**

No.	Conditions	Position	Distance (mm)	Max. WWAN	Max. WLAN Main	Max. WLAN BT	Max. Transceiver	SAR Sum	SPLSR
53	LTE B5	Back side	0	0.49	0.17	0.014	0.62	1.294	ΣSAR<1.6, Not required
		Top side	0	0.234	1.185	0.00003	0.338	<b>1.757</b>	Analyzed as below
		Bottom side	0	0.041	0.031	0.07	0.008	0.15	ΣSAR<1.6, Not required
		Left side	0	0.02	0.025	0.005	0.014	0.064	ΣSAR<1.6, Not required
		Right side	0	0.012	0.039	0.002	0.003	0.056	ΣSAR<1.6, Not required

**SPLSR LTE B5 & BT**

Conditions	Position	SAR Value (W/kg)	Coordinates (cm)			ΣSAR (W/kg)	Peak Location Separation Distance (mm)	SPLSR	Simultaneous Transmission SAR Test
			x	y	z				
LTE B5	Top side	0.234	-1.35	-1.63	-0.44	0.23403	90.7	0.001	SPLSR<0.04, Not required
WLAN BT		0.00003	-1.40	-10.70	-0.45				

**WWAN**

**BT**

Unless otherwise stated the results shown in this test report refer only to the sample(s) tested and such sample(s) are retained for 90 days only.

除非另有說明，此報告結果僅對測試之樣品負責，同時此樣品僅保留90天。本報告未經本公司書面許可，不可部份複製。

 This document is issued by the Company subject to its General Conditions of Service printed overleaf, available on request or accessible at [www.sgs.com/terms\\_and\\_conditions.htm](http://www.sgs.com/terms_and_conditions.htm) and, for electronic format documents, subject to Terms and Conditions for Electronic Documents at [www.sgs.com/terms\\_e-document.htm](http://www.sgs.com/terms_e-document.htm). Attention is drawn to the limitation of liability, indemnification and jurisdiction issues defined therein. Any holder of this document is advised that information contained hereon reflects the Company's findings at the time of its intervention only and within the limits of Client's instructions, if any. The Company's sole responsibility is to its Client and this document does not exonerate parties to a transaction from exercising all their rights and obligations under the transaction documents. This document cannot be reproduced except in full, without prior written approval of the Company. Any unauthorized alteration, forgery or falsification of the content or appearance of this document is unlawful and offenders may be prosecuted to the fullest extent of the law.

**SPLSR WLAN Main & BT**

Conditions	Position	SAR Value (W/kg)	Coordinates (cm)			ΣSAR (W/kg)	Peak Location Separation Distance (mm)	SPLSR	Simultaneous Transmission SAR Test
			x	y	z				
WLAN Main ac(20M) CH136	Top side	1.185	-1.74	5.44	-0.44	1.18503	161.4	0.008	SPLSR<0.04, Not required
WLAN BT		0.00003	-1.40	-10.70	-0.45				

**WLAN**

**BT**
**SPLSR BT & Transceiver**

Conditions	Position	SAR Value (W/kg)	Coordinates (cm)			ΣSAR (W/kg)	Peak Location Separation Distance (mm)	SPLSR	Simultaneous Transmission SAR Test
			x	y	z				
Transceiver	Top side	0.338	-3.52	-6.46	-0.48	0.33803	47.4	0.004	SPLSR<0.04, Not required
WLAN BT		0.00003	-1.40	-10.70	-0.45				

**BT**

**Transceiver**

Unless otherwise stated the results shown in this test report refer only to the sample(s) tested and such sample(s) are retained for 90 days only.

除非另有說明，此報告結果僅對測試之樣品負責，同時此樣品僅保留90天。本報告未經本公司書面許可，不可部份複製。

This document is issued by the Company subject to its General Conditions of Service printed overleaf, available on request or accessible at [www.sgs.com/terms\\_and\\_conditions.htm](http://www.sgs.com/terms_and_conditions.htm) and, for electronic format documents, subject to Terms and Conditions for Electronic Documents at [www.sgs.com/terms\\_e-document.htm](http://www.sgs.com/terms_e-document.htm). Attention is drawn to the limitation of liability, indemnification and jurisdiction issues defined therein. Any holder of this document is advised that information contained hereon reflects the Company's findings at the time of its intervention only and within the limits of Client's instructions, if any. The Company's sole responsibility is to its Client and this document does not exonerate parties to a transaction from exercising all their rights and obligations under the transaction documents. This document cannot be reproduced except in full, without prior written approval of the Company. Any unauthorized alteration, forgery or falsification of the content or appearance of this document is unlawful and offenders may be prosecuted to the fullest extent of the law.

**LTE FDD Band XIII + BT + 5GHz WLAN Main + Transceiver**

No.	Conditions	Position	Distance (mm)	Max. WWAN	Max. WLAN Main	Max. WLAN BT	Max. Transceiver	SAR Sum	SPLSR
54	LTE B13	Back side	0	0.499	0.17	0.014	0.62	1.303	ΣSAR<1.6, Not required
		Top side	0	0.303	1.185	0.00003	0.338	<b>1.826</b>	Analyzed as below
		Bottom side	0	0.016	0.031	0.07	0.008	0.125	ΣSAR<1.6, Not required
		Left side	0	0.027	0.025	0.005	0.014	0.071	ΣSAR<1.6, Not required
		Right side	0	0.006	0.039	0.002	0.003	0.05	ΣSAR<1.6, Not required

**SPLSR LTE B13 & BT**

Conditions	Position	SAR Value (W/kg)	Coordinates (cm)			ΣSAR (W/kg)	Peak Location Separation Distance (mm)	SPLSR	Simultaneous Transmission SAR Test
			x	y	z				
LTE B13	Top side	0.303	-1.34	-8.06	-0.39	0.30303	26.4	0.006	SPLSR<0.04, Not required
WLAN BT		0.00003	-1.40	-10.70	-0.45				

WWAN



BT

Unless otherwise stated the results shown in this test report refer only to the sample(s) tested and such sample(s) are retained for 90 days only.

除非另有說明，此報告結果僅對測試之樣品負責，同時此樣品僅保留90天。本報告未經本公司書面許可，不可部份複製。

 This document is issued by the Company subject to its General Conditions of Service printed overleaf, available on request or accessible at [www.sgs.com/terms\\_and\\_conditions.htm](http://www.sgs.com/terms_and_conditions.htm) and, for electronic format documents, subject to Terms and Conditions for Electronic Documents at [www.sgs.com/terms\\_e-document.htm](http://www.sgs.com/terms_e-document.htm). Attention is drawn to the limitation of liability, indemnification and jurisdiction issues defined therein. Any holder of this document is advised that information contained hereon reflects the Company's findings at the time of its intervention only and within the limits of Client's instructions, if any. The Company's sole responsibility is to its Client and this document does not exonerate parties to a transaction from exercising all their rights and obligations under the transaction documents. This document cannot be reproduced except in full, without prior written approval of the Company. Any unauthorized alteration, forgery or falsification of the content or appearance of this document is unlawful and offenders may be prosecuted to the fullest extent of the law.

### SPLSR WLAN Main & BT

Conditions	Position	SAR Value (W/kg)	Coordinates (cm)			ΣSAR (W/kg)	Peak Location Separation Distance (mm)	SPLSR	Simultaneous Transmission SAR Test
			x	y	z				
WLAN Main ac(20M) CH136	Top side	1.185	-1.74	5.44	-0.44	1.18503	161.4	0.008	SPLSR<0.04, Not required
WLAN BT		0.00003	-1.40	-10.70	-0.45				

WLAN



BT

### SPLSR BT & Transceiver

Conditions	Position	SAR Value (W/kg)	Coordinates (cm)			ΣSAR (W/kg)	Peak Location Separation Distance (mm)	SPLSR	Simultaneous Transmission SAR Test
			x	y	z				
Transceiver	Top side	0.338	-3.52	-6.46	-0.48	0.33803	47.4	0.004	SPLSR<0.04, Not required
WLAN BT		0.00003	-1.40	-10.70	-0.45				

BT



Transceiver

Unless otherwise stated the results shown in this test report refer only to the sample(s) tested and such sample(s) are retained for 90 days only.  
除非另有說明，此報告結果僅對測試之樣品負責，同時此樣品僅保留90天。本報告未經本公司書面許可，不可部份複製。

This document is issued by the Company subject to its General Conditions of Service printed overleaf, available on request or accessible at [www.sgs.com/terms\\_and\\_conditions.htm](http://www.sgs.com/terms_and_conditions.htm) and, for electronic format documents, subject to Terms and Conditions for Electronic Documents at [www.sgs.com/terms\\_e-document.htm](http://www.sgs.com/terms_e-document.htm). Attention is drawn to the limitation of liability, indemnification and jurisdiction issues defined therein. Any holder of this document is advised that information contained hereon reflects the Company's findings at the time of its intervention only and within the limits of Client's instructions, if any. The Company's sole responsibility is to its Client and this document does not exonerate parties to a transaction from exercising all their rights and obligations under the transaction documents. This document cannot be reproduced except in full, without prior written approval of the Company. Any unauthorized alteration, forgery or falsification of the content or appearance of this document is unlawful and offenders may be prosecuted to the fullest extent of the law.




**LTE FDD Band XVII + BT+ 5GHz WLAN Main + Transceiver**

No.	Conditions	Position	Distance (mm)	Max. WWAN	Max. WLAN Main	Max. WLAN BT	Max. Transceiver	SAR Sum	SPLSR
55	LTE B17	Back side	0	0.438	0.17	0.014	0.62	1.242	$\Sigma$ SAR<1.6, Not required
		Top side	0	0.359	1.185	0.00003	0.338	<b>1.882</b>	Analyzed as below
		Bottom side	0	0.048	0.031	0.07	0.008	0.157	$\Sigma$ SAR<1.6, Not required
		Left side	0	0.049	0.025	0.005	0.014	0.093	$\Sigma$ SAR<1.6, Not required
		Right side	0	0.015	0.039	0.002	0.003	0.059	$\Sigma$ SAR<1.6, Not required

**SPLSR LTE B17 & BT**

Conditions	Position	SAR Value (W/kg)	Coordinates (cm)			$\Sigma$ SAR (W/kg)	Peak Location Separation Distance (mm)	SPLSR	Simultaneous Transmission SAR Test
			x	y	z				
LTE B17	Top side	0.359	-1.35	-7.60	-0.39	0.35903	31	0.007	SPLSR<0.04, Not required
WLAN BT		0.00003	-1.40	-10.70	-0.45				

WWAN



BT

Unless otherwise stated the results shown in this test report refer only to the sample(s) tested and such sample(s) are retained for 90 days only.

除非另有說明，此報告結果僅對測試之樣品負責，同時此樣品僅保留90天。本報告未經本公司書面許可，不可部份複製。

This document is issued by the Company subject to its General Conditions of Service printed overleaf, available on request or accessible at [www.sgs.com/terms\\_and\\_conditions.htm](http://www.sgs.com/terms_and_conditions.htm) and, for electronic format documents, subject to Terms and Conditions for Electronic Documents at [www.sgs.com/terms\\_e-document.htm](http://www.sgs.com/terms_e-document.htm). Attention is drawn to the limitation of liability, indemnification and jurisdiction issues defined therein. Any holder of this document is advised that information contained hereon reflects the Company's findings at the time of its intervention only and within the limits of Client's instructions, if any. The Company's sole responsibility is to its Client and this document does not exonerate parties to a transaction from exercising all their rights and obligations under the transaction documents. This document cannot be reproduced except in full, without prior written approval of the Company. Any unauthorized alteration, forgery or falsification of the content or appearance of this document is unlawful and offenders may be prosecuted to the fullest extent of the law.

### SPLSR WLAN Main & BT

Conditions	Position	SAR Value (W/kg)	Coordinates (cm)			ΣSAR (W/kg)	Peak Location Separation Distance (mm)	SPLSR	Simultaneous Transmission SAR Test
			x	y	z				
WLAN Main ac(20M) CH136	Top side	1.185	-1.74	5.44	-0.44	1.18503	161.4	0.008	SPLSR<0.04, Not required
WLAN BT		0.00003	-1.40	-10.70	-0.45				

WLAN



BT

### SPLSR BT & Transceiver

Conditions	Position	SAR Value (W/kg)	Coordinates (cm)			ΣSAR (W/kg)	Peak Location Separation Distance (mm)	SPLSR	Simultaneous Transmission SAR Test
			x	y	z				
Transceiver	Top side	0.338	-3.52	-6.46	-0.48	0.33803	47.4	0.004	SPLSR<0.04, Not required
WLAN BT		0.00003	-1.40	-10.70	-0.45				

BT



Transceiver

Unless otherwise stated the results shown in this test report refer only to the sample(s) tested and such sample(s) are retained for 90 days only.

除非另有說明，此報告結果僅對測試之樣品負責，同時此樣品僅保留90天。本報告未經本公司書面許可，不可部份複製。

This document is issued by the Company subject to its General Conditions of Service printed overleaf, available on request or accessible at [www.sgs.com/terms\\_and\\_conditions.htm](http://www.sgs.com/terms_and_conditions.htm) and, for electronic format documents, subject to Terms and Conditions for Electronic Documents at [www.sgs.com/terms\\_e-document.htm](http://www.sgs.com/terms_e-document.htm). Attention is drawn to the limitation of liability, indemnification and jurisdiction issues defined therein. Any holder of this document is advised that information contained hereon reflects the Company's findings at the time of its intervention only and within the limits of Client's instructions, if any. The Company's sole responsibility is to its Client and this document does not exonerate parties to a transaction from exercising all their rights and obligations under the transaction documents. This document cannot be reproduced except in full, without prior written approval of the Company. Any unauthorized alteration, forgery or falsification of the content or appearance of this document is unlawful and offenders may be prosecuted to the fullest extent of the law.

**LTE FDD Band XXV + BT+ 5GHz WLAN Main + Transceiver**

No.	Conditions	Position	Distance (mm)	Max. WWAN	Max. WLAN Main	Max. WLAN BT	Max. Transceiver	SAR Sum	SPLSR
56	LTE B25	Back side	0	0.946	0.17	0.014	0.62	<b>1.75</b>	Analyzed as below
		Top side	0	0.73	1.185	0.00003	0.338	<b>2.253</b>	Analyzed as below
		Bottom side	0	0.039	0.031	0.07	0.008	0.148	$\Sigma$ SAR<1.6, Not required
		Left side	0	0.001	0.025	0.005	0.014	0.045	$\Sigma$ SAR<1.6, Not required
		Right side	0	0.005	0.039	0.002	0.003	0.049	$\Sigma$ SAR<1.6, Not required

Unless otherwise stated the results shown in this test report refer only to the sample(s) tested and such sample(s) are retained for 90 days only.


除非另有說明，此報告結果僅對測試之樣品負責，同時此樣品僅保留90天。本報告未經本公司書面許可，不可部份複製。

This document is issued by the Company subject to its General Conditions of Service printed overleaf, available on request or accessible at [www.sgs.com/terms\\_and\\_conditions.htm](http://www.sgs.com/terms_and_conditions.htm) and, for electronic format documents, subject to Terms and Conditions for Electronic Documents at [www.sgs.com/terms\\_e-document.htm](http://www.sgs.com/terms_e-document.htm). Attention is drawn to the limitation of liability, indemnification and jurisdiction issues defined therein. Any holder of this document is advised that information contained hereon reflects the Company's findings at the time of its intervention only and within the limits of Client's instructions, if any. The Company's sole responsibility is to its Client and this document does not exonerate parties to a transaction from exercising all their rights and obligations under the transaction documents. This document cannot be reproduced except in full, without prior written approval of the Company. Any unauthorized alteration, forgery or falsification of the content or appearance of this document is unlawful and offenders may be prosecuted to the fullest extent of the law.

## SPLSR LTE B25 & BT

Conditions	Position	SAR Value (W/kg)	Coordinates (cm)			$\Sigma$ SAR (W/kg)	Peak Location Separation Distance (mm)	SPLSR	Simultaneous Transmission SAR Test
			x	y	z				
LTE B25	Back side	0.946	9.32	-3.67	-0.18	0.96	201.8	0.005	SPLSR<0.04, Not required
WLAN BT		0.014	-9.76	-10.24	-0.32				

BT



WWAN

Conditions	Position	SAR Value (W/kg)	Coordinates (cm)			$\Sigma$ SAR (W/kg)	Peak Location Separation Distance (mm)	SPLSR	Simultaneous Transmission SAR Test
			x	y	z				
LTE B25	Top side	0.73	-0.75	-3.84	-0.33	0.73003	68.9	0.009	SPLSR<0.04, Not required
WLAN BT		0.00003	-1.40	-10.70	-0.45				

WWAN



BT

Unless otherwise stated the results shown in this test report refer only to the sample(s) tested and such sample(s) are retained for 90 days only.

除非另有說明，此報告結果僅對測試之樣品負責，同時此樣品僅保留90天。本報告未經本公司書面許可，不可部份複製。

This document is issued by the Company subject to its General Conditions of Service printed overleaf, available on request or accessible at [www.sgs.com/terms\\_and\\_conditions.htm](http://www.sgs.com/terms_and_conditions.htm) and, for electronic format documents, subject to Terms and Conditions for Electronic Documents at [www.sgs.com/terms\\_e-document.htm](http://www.sgs.com/terms_e-document.htm). Attention is drawn to the limitation of liability, indemnification and jurisdiction issues defined therein. Any holder of this document is advised that information contained hereon reflects the Company's findings at the time of its intervention only and within the limits of Client's instructions, if any. The Company's sole responsibility is to its Client and this document does not exonerate parties to a transaction from exercising all their rights and obligations under the transaction documents. This document cannot be reproduced except in full, without prior written approval of the Company. Any unauthorized alteration, forgery or falsification of the content or appearance of this document is unlawful and offenders may be prosecuted to the fullest extent of the law.

### SPLSR WLAN Main & BT

Conditions	Position	SAR Value (W/kg)	Coordinates (cm)			ΣSAR (W/kg)	Peak Location Separation Distance (mm)	SPLSR	Simultaneous Transmission SAR Test
			x	y	z				
WLAN Main ac(80M) CH155	Back side	0.17	9.30	4.72	0.60	0.184	242.5	0.000	SPLSR<0.04, Not required
WLAN BT		0.014	-9.76	-10.24	-0.32				

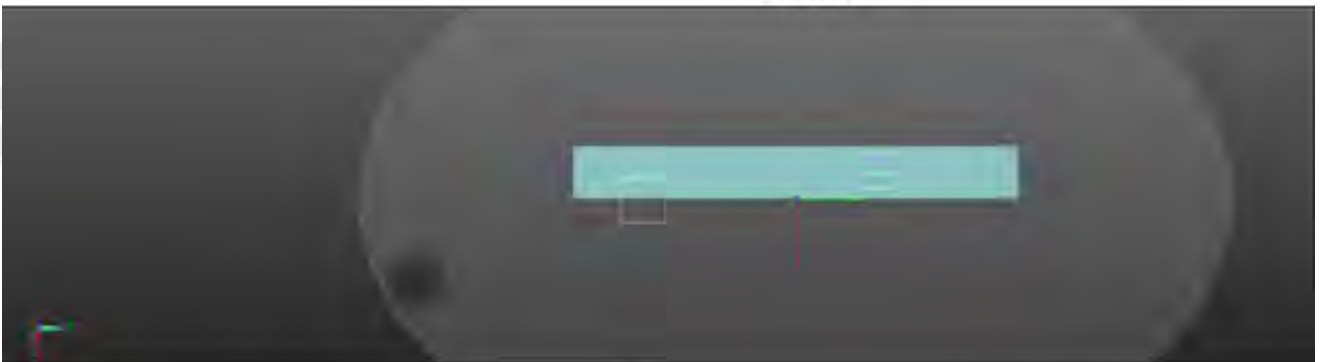
BT



Main

Conditions	Position	SAR Value (W/kg)	Coordinates (cm)			ΣSAR (W/kg)	Peak Location Separation Distance (mm)	SPLSR	Simultaneous Transmission SAR Test
			x	y	z				
WLAN Main ac(20M) CH136	Top side	1.185	-1.74	5.44	-0.44	1.18503	161.4	0.008	SPLSR<0.04, Not required
WLAN BT		0.00003	-1.40	-10.70	-0.45				

WLAN



BT

Unless otherwise stated the results shown in this test report refer only to the sample(s) tested and such sample(s) are retained for 90 days only.

除非另有說明，此報告結果僅對測試之樣品負責，同時此樣品僅保留90天。本報告未經本公司書面許可，不可部份複製。

This document is issued by the Company subject to its General Conditions of Service printed overleaf, available on request or accessible at [www.sgs.com/terms\\_and\\_conditions.htm](http://www.sgs.com/terms_and_conditions.htm) and, for electronic format documents, subject to Terms and Conditions for Electronic Documents at [www.sgs.com/terms\\_e-document.htm](http://www.sgs.com/terms_e-document.htm). Attention is drawn to the limitation of liability, indemnification and jurisdiction issues defined therein. Any holder of this document is advised that information contained hereon reflects the Company's findings at the time of its intervention only and within the limits of Client's instructions, if any. The Company's sole responsibility is to its Client and this document does not exonerate parties to a transaction from exercising all their rights and obligations under the transaction documents. This document cannot be reproduced except in full, without prior written approval of the Company. Any unauthorized alteration, forgery or falsification of the content or appearance of this document is unlawful and offenders may be prosecuted to the fullest extent of the law.

## SPLSR BT & Transceiver

Conditions	Position	SAR Value (W/kg)	Coordinates (cm)			ΣSAR (W/kg)	Peak Location Separation Distance (mm)	SPLSR	Simultaneous Transmission SAR Test
			x	y	z				
Transceiver	Back side	0.62	13.00	-9.78	-0.17	0.634	227.7	0.002	SPLSR<0.04, Not required
WLAN BT		0.014	-9.76	-10.24	-0.32				

BT



Transceiver

Conditions	Position	SAR Value (W/kg)	Coordinates (cm)			ΣSAR (W/kg)	Peak Location Separation Distance (mm)	SPLSR	Simultaneous Transmission SAR Test
			x	y	z				
Transceiver	Top side	0.338	-3.52	-6.46	-0.48	0.33803	47.4	0.004	SPLSR<0.04, Not required
WLAN BT		0.00003	-1.40	-10.70	-0.45				

BT



Transceiver

Unless otherwise stated the results shown in this test report refer only to the sample(s) tested and such sample(s) are retained for 90 days only.

除非另有說明，此報告結果僅對測試之樣品負責，同時此樣品僅保留90天。本報告未經本公司書面許可，不可部份複製。

This document is issued by the Company subject to its General Conditions of Service printed overleaf, available on request or accessible at [www.sgs.com/terms\\_and\\_conditions.htm](http://www.sgs.com/terms_and_conditions.htm) and, for electronic format documents, subject to Terms and Conditions for Electronic Documents at [www.sgs.com/terms\\_e-document.htm](http://www.sgs.com/terms_e-document.htm). Attention is drawn to the limitation of liability, indemnification and jurisdiction issues defined therein. Any holder of this document is advised that information contained hereon reflects the Company's findings at the time of its intervention only and within the limits of Client's instructions, if any. The Company's sole responsibility is to its Client and this document does not exonerate parties to a transaction from exercising all their rights and obligations under the transaction documents. This document cannot be reproduced except in full, without prior written approval of the Company. Any unauthorized alteration, forgery or falsification of the content or appearance of this document is unlawful and offenders may be prosecuted to the fullest extent of the law.

## 4. Instruments List

Manufacturer	Device	Type	Serial number	Date of last calibration	Date of next calibration	
Schmid & Partner Engineering AG	Dosimetric E-Field Probe	EX3DV4	3923	Aug.28,2014	Aug.27,2015	
			3770	Apr.28,2015	Apr.27,2016	
Schmid & Partner Engineering AG	System Validation Dipole		D750V2	1015	Aug.28,2014	Aug.27,2015
			D835V2	4d063	Aug.28,2014	Aug.27,2015
			D1750V2	1008	Aug.28,2014	Aug.27,2015
			D1900V2	5d027	Apr.29,2015	Apr.28,2016
			D2450V2	727	Apr.22,2015	Apr.21,2016
			D5GHzV2	1023	Jan.29,2015	Jan.28,2016
Schmid & Partner Engineering AG	Data acquisition Electronics		DAE4	856	Aug.27,2015	Aug.26,2016
			DAE4	1374	May.06,2015	May.05,2016
Schmid & Partner Engineering AG	Software	DASY 52 V52.8.8	N/A	Calibration not required	Calibration not required	
Schmid & Partner Engineering AG	Phantom	SAM	N/A	Calibration not required	Calibration not required	
HP	Network Analyzer	8753D	3410A05547	May.21,2015	May.20,2016	
Agilent	Dielectric Probe Kit	85070E	MY44300677	Calibration not required	Calibration not required	
Agilent	Dual-directional coupler		777D	50114	Aug.07,2014	Aug.06,2015
			778D	50313	Aug.07,2014	Aug.06,2015
Agilent	RF Signal Generator	N5181A	MY50144143	Jun.25.2014	Jun.24.2015	

Unless otherwise stated the results shown in this test report refer only to the sample(s) tested and such sample(s) are retained for 90 days only.  
 除非另有說明，此報告結果僅對測試之樣品負責，同時此樣品僅保留90天。本報告未經本公司書面許可，不可部份複製。

This document is issued by the Company subject to its General Conditions of Service printed overleaf, available on request or accessible at [www.sgs.com/terms\\_and\\_conditions.htm](http://www.sgs.com/terms_and_conditions.htm) and, for electronic format documents, subject to Terms and Conditions for Electronic Documents at [www.sgs.com/terms\\_e-document.htm](http://www.sgs.com/terms_e-document.htm). Attention is drawn to the limitation of liability, indemnification and jurisdiction issues defined therein. Any holder of this document is advised that information contained hereon reflects the Company's findings at the time of its intervention only and within the limits of Client's instructions, if any. The Company's sole responsibility is to its Client and this document does not exonerate parties to a transaction from exercising all their rights and obligations under the transaction documents. This document cannot be reproduced except in full, without prior written approval of the Company. Any unauthorized alteration, forgery or falsification of the content or appearance of this document is unlawful and offenders may be prosecuted to the fullest extent of the law.

Manufacturer	Device	Type	Serial number	Date of last calibration	Date of next calibration
Agilent	Power Meter	E4417A	MY51410006	Oct.25,2013	Oct.24,2015
Agilent	Power Sensor	E9301H	MY51470001	Dec.11,2014	Dec.10,2015
TECPEL	Digital thermometer	DTM-303A	TP130078	Mar.30,2015	Mar.29,2016
R&S	Radio Communication Test	CMU200	122498	Aug.14,2014	Aug.13,2015
Anritsu	Radio Communication Test	MT8820C	6201061014	Aug.06,2014	Aug.05,2015

Unless otherwise stated the results shown in this test report refer only to the sample(s) tested and such sample(s) are retained for 90 days only.

除非另有說明，此報告結果僅對測試之樣品負責，同時此樣品僅保留90天。本報告未經本公司書面許可，不可部份複製。

This document is issued by the Company subject to its General Conditions of Service printed overleaf, available on request or accessible at [www.sgs.com/terms\\_and\\_conditions.htm](http://www.sgs.com/terms_and_conditions.htm) and, for electronic format documents, subject to Terms and Conditions for Electronic Documents at [www.sgs.com/terms\\_e-document.htm](http://www.sgs.com/terms_e-document.htm). Attention is drawn to the limitation of liability, indemnification and jurisdiction issues defined therein. Any holder of this document is advised that information contained hereon reflects the Company's findings at the time of its intervention only and within the limits of Client's instructions, if any. The Company's sole responsibility is to its Client and this document does not exonerate parties to a transaction from exercising all their rights and obligations under the transaction documents. This document cannot be reproduced except in full, without prior written approval of the Company. Any unauthorized alteration, forgery or falsification of the content or appearance of this document is unlawful and offenders may be prosecuted to the fullest extent of the law.



## 5. Measurements

Date: 2015/6/12

### GPRS 850\_Body\_Back side\_CH 190\_0mm

Communication System: GPRS(1Dn2Up); Frequency: 836.6 MHz

Medium parameters used:  $f = 837$  MHz;  $\sigma = 0.956$  S/m;  $\epsilon_r = 54.333$ ;  $\rho = 1000$  kg/m<sup>3</sup>

Phantom section: Flat Section

DASY5 Configuration:

- Probe: EX3DV4 - SN3923; ConvF(10.32, 10.32, 10.32); Calibrated: 2014/8/28;
- Sensor-Surface: 2mm (Mechanical Surface Detection)
- Electronics: DAE4 Sn1374; Calibrated: 2015/5/6
- Phantom: Body
- DASY52 52.8.8(1222); SEMCAD X 14.6.10(7331)

**Configuration/BODY/Area Scan (101x121x1):** Interpolated grid: dx=15 mm, dy=15 mm

Maximum value of SAR (interpolated) = 0.625 W/kg

**Configuration/BODY/Zoom Scan (5x5x7)/Cube 0:** Measurement grid:


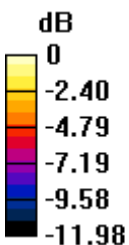
dx=8mm, dy=8mm, dz=5mm

Reference Value = 5.571 V/m; Power Drift = 0.14 dB

Peak SAR (extrapolated) = 0.738 W/kg

**SAR(1 g) = 0.493 W/kg; SAR(10 g) = 0.324 W/kg**

Maximum value of SAR (measured) = 0.617 W/kg



0 dB = 0.617 W/kg = -2.10 dBW/kg

Unless otherwise stated the results shown in this test report refer only to the sample(s) tested and such sample(s) are retained for 90 days only.

除非另有說明，此報告結果僅對測試之樣品負責，同時此樣品僅保留90天。本報告未經本公司書面許可，不可部份複製。

This document is issued by the Company subject to its General Conditions of Service printed overleaf, available on request or accessible at [www.sgs.com/terms\\_and\\_conditions.htm](http://www.sgs.com/terms_and_conditions.htm) and, for electronic format documents, subject to Terms and Conditions for Electronic Documents at [www.sgs.com/terms\\_e-document.htm](http://www.sgs.com/terms_e-document.htm). Attention is drawn to the limitation of liability, indemnification and jurisdiction issues defined therein. Any holder of this document is advised that information contained hereon reflects the Company's findings at the time of its intervention only and within the limits of Client's instructions, if any. The Company's sole responsibility is to its Client and this document does not exonerate parties to a transaction from exercising all their rights and obligations under the transaction documents. This document cannot be reproduced except in full, without prior written approval of the Company. Any unauthorized alteration, forgery or falsification of the content or appearance of this document is unlawful and offenders may be prosecuted to the fullest extent of the law.

Date: 2015/6/11

## GPRS 1900\_Body\_Top side\_CH 661\_12mm

Communication System: GPRS(1Dn2Up); Frequency: 1880 MHz

Medium parameters used:  $f = 1880$  MHz;  $\sigma = 1.508$  S/m;  $\epsilon_r = 52.356$ ;  $\rho = 1000$  kg/m<sup>3</sup>

Phantom section: Flat Section

### DASY5 Configuration:

- Probe: EX3DV4 - SN3923; ConvF(8.03, 8.03, 8.03); Calibrated: 2014/8/28;
- Sensor-Surface: 2mm (Mechanical Surface Detection)
- Electronics: DAE4 Sn1374; Calibrated: 2015/5/6
- Phantom: Body
- DASY52 52.8.8(1222); SEMCAD X 14.6.10(7331)

**Configuration/BODY/Area Scan (61x121x1):** Interpolated grid: dx=15 mm, dy=15 mm

Maximum value of SAR (interpolated) = 1.19 W/kg

### Configuration/BODY/Zoom Scan (5x5x7)/Cube 0: Measurement grid:

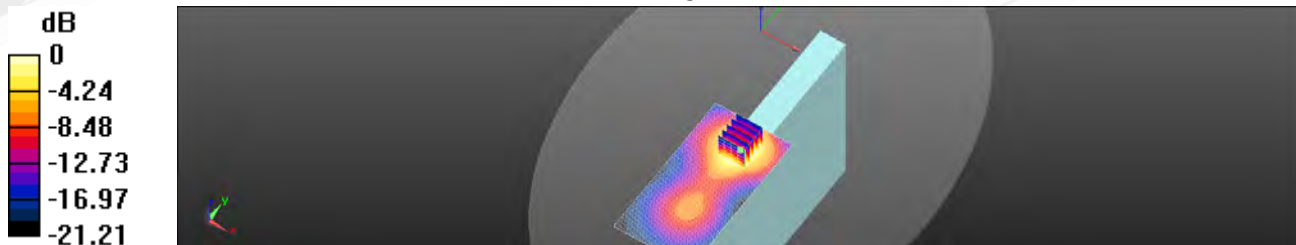
dx=8mm, dy=8mm, dz=5mm

Reference Value = 17.79 V/m; Power Drift = 0.05 dB

Peak SAR (extrapolated) = 1.40 W/kg

**SAR(1 g) = 0.888 W/kg; SAR(10 g) = 0.532 W/kg**

Maximum value of SAR (measured) = 1.16 W/kg



0 dB = 1.19 W/kg = 0.75 dBW/kg

Unless otherwise stated the results shown in this test report refer only to the sample(s) tested and such sample(s) are retained for 90 days only.

除非另有說明，此報告結果僅對測試之樣品負責，同時此樣品僅保留90天。本報告未經本公司書面許可，不可部份複製。

This document is issued by the Company subject to its General Conditions of Service printed overleaf, available on request or accessible at [www.sgs.com/terms\\_and\\_conditions.htm](http://www.sgs.com/terms_and_conditions.htm) and, for electronic format documents, subject to Terms and Conditions for Electronic Documents at [www.sgs.com/terms\\_e-document.htm](http://www.sgs.com/terms_e-document.htm). Attention is drawn to the limitation of liability, indemnification and jurisdiction issues defined therein. Any holder of this document is advised that information contained hereon reflects the Company's findings at the time of its intervention only and within the limits of Client's instructions, if any. The Company's sole responsibility is to its Client and this document does not exonerate parties to a transaction from exercising all their rights and obligations under the transaction documents. This document cannot be reproduced except in full, without prior written approval of the Company. Any unauthorized alteration, forgery or falsification of the content or appearance of this document is unlawful and offenders may be prosecuted to the fullest extent of the law.

Date: 2015/6/11

## WCDMA Band II\_Body\_Top side\_CH 9538\_12mm\_repeated with Transceiver

Communication System: WCDMA; Frequency: 1907.6 MHz

Medium parameters used:  $f = 1908 \text{ MHz}$ ;  $\sigma = 1.537 \text{ S/m}$ ;  $\epsilon_r = 52.188$ ;  $\rho = 1000 \text{ kg/m}^3$

Phantom section: Flat Section

DASY5 Configuration:

- Probe: EX3DV4 - SN3923; ConvF(8.03, 8.03, 8.03); Calibrated: 2014/8/28;
- Sensor-Surface: 2mm (Mechanical Surface Detection)
- Electronics: DAE4 Sn1374; Calibrated: 2015/5/6
- Phantom: Body
- DASY52 52.8.8(1222); SEMCAD X 14.6.10(7331)

**Configuration/BODY/Area Scan (61x121x1):** Interpolated grid:  $dx=15 \text{ mm}$ ,  $dy=15 \text{ mm}$

Maximum value of SAR (interpolated) = 1.34 W/kg

**Configuration/BODY/Zoom Scan (5x5x7)/Cube 0:** Measurement grid:

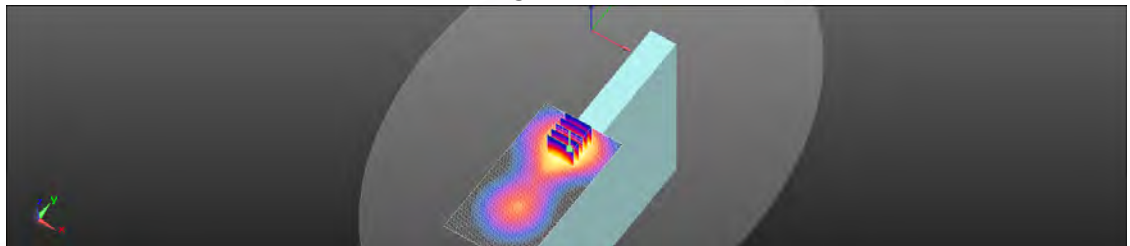
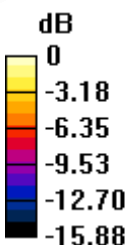
$dx=8\text{mm}$ ,  $dy=8\text{mm}$ ,  $dz=5\text{mm}$

Reference Value = 17.73 V/m; Power Drift = -0.04 dB

Peak SAR (extrapolated) = 1.59 W/kg

**SAR(1 g) = 1.01 W/kg; SAR(10 g) = 0.600 W/kg**

Maximum value of SAR (measured) = 1.32 W/kg



0 dB = 1.32 W/kg = 1.19 dBW/kg

Unless otherwise stated the results shown in this test report refer only to the sample(s) tested and such sample(s) are retained for 90 days only.

除非另有說明，此報告結果僅對測試之樣品負責，同時此樣品僅保留90天。本報告未經本公司書面許可，不可部份複製。

This document is issued by the Company subject to its General Conditions of Service printed overleaf, available on request or accessible at [www.sgs.com/terms\\_and\\_conditions.htm](http://www.sgs.com/terms_and_conditions.htm) and, for electronic format documents, subject to Terms and Conditions for Electronic Documents at [www.sgs.com/terms\\_e-document.htm](http://www.sgs.com/terms_e-document.htm). Attention is drawn to the limitation of liability, indemnification and jurisdiction issues defined therein. Any holder of this document is advised that information contained hereon reflects the Company's findings at the time of its intervention only and within the limits of Client's instructions, if any. The Company's sole responsibility is to its Client and this document does not exonerate parties to a transaction from exercising all their rights and obligations under the transaction documents. This document cannot be reproduced except in full, without prior written approval of the Company. Any unauthorized alteration, forgery or falsification of the content or appearance of this document is unlawful and offenders may be prosecuted to the fullest extent of the law.

Date: 2015/6/17

### WCDMA Band IV\_Body\_Top side\_CH 1312\_12mm

Communication System: WCDMA; Frequency: 1712.4 MHz

Medium parameters used:  $f = 1712.4$  MHz;  $\sigma = 1.431$  S/m;  $\epsilon_r = 52.41$ ;  $\rho = 1000$  kg/m<sup>3</sup>

Phantom section: Flat Section

#### DASY5 Configuration:

- Probe: EX3DV4 - SN3923; ConvF(8.3, 8.3, 8.3); Calibrated: 2014/8/28;
- Sensor-Surface: 2mm (Mechanical Surface Detection)
- Electronics: DAE4 Sn1374; Calibrated: 2015/5/6
- Phantom: Body
- DASY52 52.8.8(1222); SEMCAD X 14.6.10(7331)

**Configuration/BODY/Area Scan (61x121x1):** Interpolated grid: dx=15 mm, dy=15 mm

Maximum value of SAR (interpolated) = 1.63 W/kg

#### Configuration/BODY/Zoom Scan (5x5x7)/Cube 0: Measurement grid:

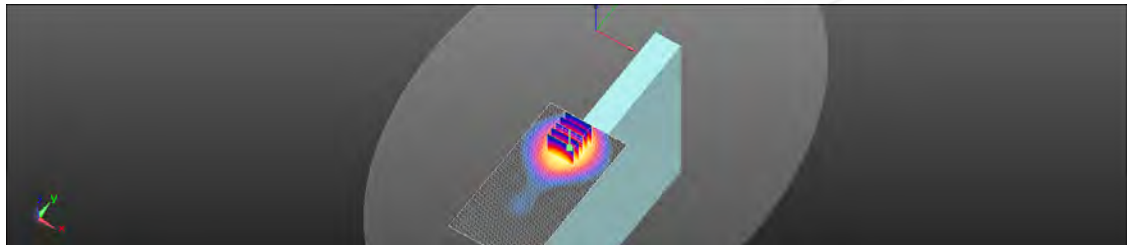
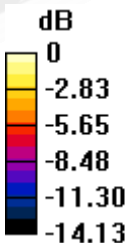
dx=8mm, dy=8mm, dz=5mm

Reference Value = 17.58 V/m; Power Drift = 0.18 dB

Peak SAR (extrapolated) = 1.90 W/kg

**SAR(1 g) = 1.27 W/kg; SAR(10 g) = 0.780 W/kg**

Maximum value of SAR (measured) = 1.61 W/kg



0 dB = 1.61 W/kg = 2.05 dBW/kg

Unless otherwise stated the results shown in this test report refer only to the sample(s) tested and such sample(s) are retained for 90 days only.

除非另有說明，此報告結果僅對測試之樣品負責，同時此樣品僅保留90天。本報告未經本公司書面許可，不可部份複製。

This document is issued by the Company subject to its General Conditions of Service printed overleaf, available on request or accessible at [www.sgs.com/terms\\_and\\_conditions.htm](http://www.sgs.com/terms_and_conditions.htm) and, for electronic format documents, subject to Terms and Conditions for Electronic Documents at [www.sgs.com/terms\\_e-document.htm](http://www.sgs.com/terms_e-document.htm). Attention is drawn to the limitation of liability, indemnification and jurisdiction issues defined therein. Any holder of this document is advised that information contained hereon reflects the Company's findings at the time of its intervention only and within the limits of Client's instructions, if any. The Company's sole responsibility is to its Client and this document does not exonerate parties to a transaction from exercising all their rights and obligations under the transaction documents. This document cannot be reproduced except in full, without prior written approval of the Company. Any unauthorized alteration, forgery or falsification of the content or appearance of this document is unlawful and offenders may be prosecuted to the fullest extent of the law.

Date: 2015/6/12

## WCDMA Band V\_Body\_Back side\_CH 4183\_0mm

Communication System: WCDMA; Frequency: 836.6 MHz

Medium parameters used:  $f = 837$  MHz;  $\sigma = 0.956$  S/m;  $\epsilon_r = 54.333$ ;  $\rho = 1000$  kg/m<sup>3</sup>

Phantom section: Flat Section

### DASY5 Configuration:

- Probe: EX3DV4 - SN3923; ConvF(10.32, 10.32, 10.32); Calibrated: 2014/8/28;
- Sensor-Surface: 2mm (Mechanical Surface Detection)
- Electronics: DAE4 Sn1374; Calibrated: 2015/5/6
- Phantom: Body
- DASY52 52.8.8(1222); SEMCAD X 14.6.10(7331)

**Configuration/BODY/Area Scan (101x121x1):** Interpolated grid: dx=15 mm, dy=15 mm

Maximum value of SAR (interpolated) = 0.538 W/kg

### Configuration/BODY/Zoom Scan (5x5x7)/Cube 0: Measurement grid:


dx=8mm, dy=8mm, dz=5mm

Reference Value = 6.494 V/m; Power Drift = -0.02 dB

Peak SAR (extrapolated) = 0.601 W/kg

**SAR(1 g) = 0.374 W/kg; SAR(10 g) = 0.223 W/kg**

Maximum value of SAR (measured) = 0.491 W/kg



0 dB = 0.491 W/kg = -3.09 dBW/kg

Unless otherwise stated the results shown in this test report refer only to the sample(s) tested and such sample(s) are retained for 90 days only.

除非另有說明，此報告結果僅對測試之樣品負責，同時此樣品僅保留90天。本報告未經本公司書面許可，不可部份複製。

This document is issued by the Company subject to its General Conditions of Service printed overleaf, available on request or accessible at [www.sgs.com/terms\\_and\\_conditions.htm](http://www.sgs.com/terms_and_conditions.htm) and, for electronic format documents, subject to Terms and Conditions for Electronic Documents at [www.sgs.com/terms\\_e-document.htm](http://www.sgs.com/terms_e-document.htm). Attention is drawn to the limitation of liability, indemnification and jurisdiction issues defined therein. Any holder of this document is advised that information contained hereon reflects the Company's findings at the time of its intervention only and within the limits of Client's instructions, if any. The Company's sole responsibility is to its Client and this document does not exonerate parties to a transaction from exercising all their rights and obligations under the transaction documents. This document cannot be reproduced except in full, without prior written approval of the Company. Any unauthorized alteration, forgery or falsification of the content or appearance of this document is unlawful and offenders may be prosecuted to the fullest extent of the law.

Date: 2015/6/18

## LTE Band 2 (20MHz)\_Body\_Top side\_CH 19100\_QPSK\_1-99\_12mm

Communication System: LTE; Frequency: 1900 MHz

Medium parameters used:  $f = 1900$  MHz;  $\sigma = 1.536$  S/m;  $\epsilon_r = 52.126$ ;  $\rho = 1000$  kg/m<sup>3</sup>

Phantom section: Flat Section

### DASY5 Configuration:

- Probe: EX3DV4 - SN3923; ConvF(8.03, 8.03, 8.03); Calibrated: 2014/8/28;
- Sensor-Surface: 2mm (Mechanical Surface Detection)
- Electronics: DAE4 Sn1374; Calibrated: 2015/5/6
- Phantom: Body
- DASY52 52.8.8(1222); SEMCAD X 14.6.10(7331)

**Configuration/BODY/Area Scan (61x121x1):** Interpolated grid: dx=15 mm, dy=15 mm

Maximum value of SAR (interpolated) = 1.34 W/kg

### Configuration/BODY/Zoom Scan (5x5x7)/Cube 0: Measurement grid:

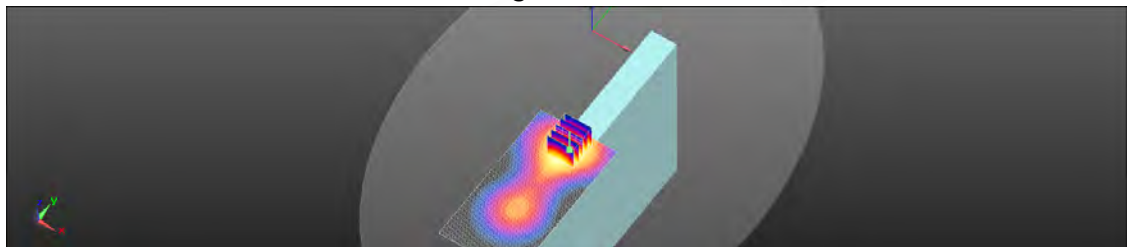
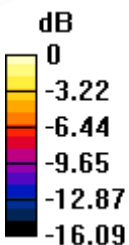
dx=8mm, dy=8mm, dz=5mm

Reference Value = 16.74 V/m; Power Drift = 0.07 dB

Peak SAR (extrapolated) = 1.56 W/kg

**SAR(1 g) = 0.989 W/kg; SAR(10 g) = 0.593 W/kg**

Maximum value of SAR (measured) = 1.29 W/kg



0 dB = 1.29 W/kg = 1.12 dBW/kg

Unless otherwise stated the results shown in this test report refer only to the sample(s) tested and such sample(s) are retained for 90 days only.

除非另有說明，此報告結果僅對測試之樣品負責，同時此樣品僅保留90天。本報告未經本公司書面許可，不可部份複製。

This document is issued by the Company subject to its General Conditions of Service printed overleaf, available on request or accessible at [www.sgs.com/terms\\_and\\_conditions.htm](http://www.sgs.com/terms_and_conditions.htm) and, for electronic format documents, subject to Terms and Conditions for Electronic Documents at [www.sgs.com/terms\\_e-document.htm](http://www.sgs.com/terms_e-document.htm). Attention is drawn to the limitation of liability, indemnification and jurisdiction issues defined therein. Any holder of this document is advised that information contained hereon reflects the Company's findings at the time of its intervention only and within the limits of Client's instructions, if any. The Company's sole responsibility is to its Client and this document does not exonerate parties to a transaction from exercising all their rights and obligations under the transaction documents. This document cannot be reproduced except in full, without prior written approval of the Company. Any unauthorized alteration, forgery or falsification of the content or appearance of this document is unlawful and offenders may be prosecuted to the fullest extent of the law.

Date: 2015/6/17

**LTE Band 4 (20Mhz)\_Body\_Top side\_CH 20050\_QPSK\_1-50\_12mm**

Communication System: LTE; Frequency: 1720 MHz

Medium parameters used:  $f = 1720 \text{ MHz}$ ;  $\sigma = 1.44 \text{ S/m}$ ;  $\epsilon_r = 52.394$ ;  $\rho = 1000 \text{ kg/m}^3$

Phantom section: Flat Section

**DASY5 Configuration:**

- Probe: EX3DV4 - SN3831; ConvF(7.5, 7.5, 7.5); Calibrated: 2015/1/29;
- Sensor-Surface: 2mm (Mechanical Surface Detection)
- Electronics: DAE4 Sn1305; Calibrated: 2014/12/11
- Phantom: Body
- DASY52 52.8.8(1222); SEMCAD X 14.6.10(7331)

**Configuration/BODY/Area Scan (61x101x1):** Interpolated grid:  $dx=15 \text{ mm}$ ,  $dy=15 \text{ mm}$

Maximum value of SAR (interpolated) = 1.72 W/kg

**Configuration/BODY/Zoom Scan (5x5x7)/Cube 0:** Measurement grid:

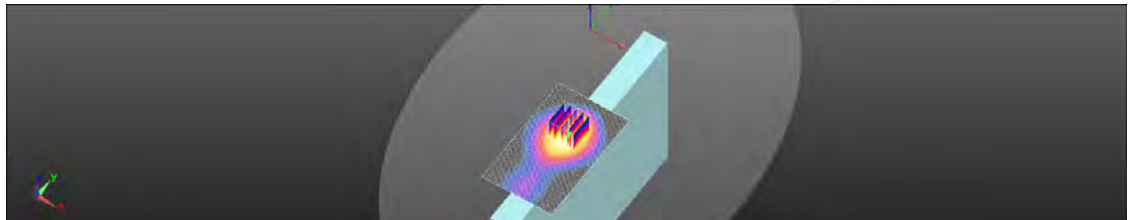
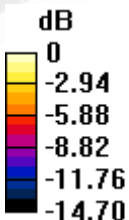
$dx=8\text{mm}$ ,  $dy=8\text{mm}$ ,  $dz=5\text{mm}$

Reference Value = 18.79 V/m; Power Drift = 0.16 dB

Peak SAR (extrapolated) = 1.96 W/kg

**SAR(1 g) = 1.28 W/kg; SAR(10 g) = 0.780 W/kg**

Maximum value of SAR (measured) = 1.65 W/kg



0 dB = 1.65 W/kg = 2.17 dBW/kg

Unless otherwise stated the results shown in this test report refer only to the sample(s) tested and such sample(s) are retained for 90 days only.

除非另有說明，此報告結果僅對測試之樣品負責，同時此樣品僅保留90天。本報告未經本公司書面許可，不可部份複製。

This document is issued by the Company subject to its General Conditions of Service printed overleaf, available on request or accessible at [www.sgs.com/terms\\_and\\_conditions.htm](http://www.sgs.com/terms_and_conditions.htm) and, for electronic format documents, subject to Terms and Conditions for Electronic Documents at [www.sgs.com/terms\\_e-document.htm](http://www.sgs.com/terms_e-document.htm). Attention is drawn to the limitation of liability, indemnification and jurisdiction issues defined therein. Any holder of this document is advised that information contained hereon reflects the Company's findings at the time of its intervention only and within the limits of Client's instructions, if any. The Company's sole responsibility is to its Client and this document does not exonerate parties to a transaction from exercising all their rights and obligations under the transaction documents. This document cannot be reproduced except in full, without prior written approval of the Company. Any unauthorized alteration, forgery or falsification of the content or appearance of this document is unlawful and offenders may be prosecuted to the fullest extent of the law.

Date: 2015/6/15

## LTE Band 5 (10MHz)\_Body\_Back side\_CH 20600\_QPSK\_1-49\_0mm

Communication System: LTE; Frequency: 844 MHz

Medium parameters used:  $f = 844 \text{ MHz}$ ;  $\sigma = 0.973 \text{ S/m}$ ;  $\epsilon_r = 53.996$ ;  $\rho = 1000 \text{ kg/m}^3$

Phantom section: Flat Section

### DASY5 Configuration:

- Probe: EX3DV4 - SN3923; ConvF(10.32, 10.32, 10.32); Calibrated: 2014/8/28;
- Sensor-Surface: 2mm (Mechanical Surface Detection)
- Electronics: DAE4 Sn1374; Calibrated: 2015/5/6
- Phantom: Body
- DASY52 52.8.8(1222); SEMCAD X 14.6.10(7331)

**Configuration/BODY/Area Scan (71x101x1):** Interpolated grid:  $dx=15 \text{ mm}$ ,  $dy=15 \text{ mm}$

Maximum value of SAR (interpolated) = 0.429 W/kg

### Configuration/BODY/Zoom Scan (5x5x7)/Cube 0: Measurement grid:


$dx=8\text{mm}$ ,  $dy=8\text{mm}$ ,  $dz=5\text{mm}$

Reference Value = 4.492 V/m; Power Drift = 0.13 dB

Peak SAR (extrapolated) = 0.528 W/kg

**SAR(1 g) = 0.347 W/kg; SAR(10 g) = 0.226 W/kg**

Maximum value of SAR (measured) = 0.439 W/kg



0 dB = 0.439 W/kg = -3.58 dBW/kg

Unless otherwise stated the results shown in this test report refer only to the sample(s) tested and such sample(s) are retained for 90 days only.

除非另有說明，此報告結果僅對測試之樣品負責，同時此樣品僅保留90天。本報告未經本公司書面許可，不可部份複製。

This document is issued by the Company subject to its General Conditions of Service printed overleaf, available on request or accessible at [www.sgs.com/terms\\_and\\_conditions.htm](http://www.sgs.com/terms_and_conditions.htm) and, for electronic format documents, subject to Terms and Conditions for Electronic Documents at [www.sgs.com/terms\\_e-document.htm](http://www.sgs.com/terms_e-document.htm). Attention is drawn to the limitation of liability, indemnification and jurisdiction issues defined therein. Any holder of this document is advised that information contained hereon reflects the Company's findings at the time of its intervention only and within the limits of Client's instructions, if any. The Company's sole responsibility is to its Client and this document does not exonerate parties to a transaction from exercising all their rights and obligations under the transaction documents. This document cannot be reproduced except in full, without prior written approval of the Company. Any unauthorized alteration, forgery or falsification of the content or appearance of this document is unlawful and offenders may be prosecuted to the fullest extent of the law.



Date: 2015/6/16

## LTE Band 13 (10MHz)\_Body\_Back side\_CH 23230\_QPSK\_1-25\_0mm

Communication System: LTE; Frequency: 782 MHz

Medium parameters used:  $f = 782 \text{ MHz}$ ;  $\sigma = 0.993 \text{ S/m}$ ;  $\epsilon_r = 53.973$ ;  $\rho = 1000 \text{ kg/m}^3$

Phantom section: Flat Section

### DASY5 Configuration:

- Probe: EX3DV4 - SN3923; ConvF(10.29, 10.29, 10.29); Calibrated: 2014/8/28;
- Sensor-Surface: 2mm (Mechanical Surface Detection)
- Electronics: DAE4 Sn1374; Calibrated: 2015/5/6
- Phantom: Body
- DASY52 52.8.8(1222); SEMCAD X 14.6.10(7331)

**Configuration/BODY/Area Scan (71x101x1):** Interpolated grid:  $dx=15 \text{ mm}$ ,  $dy=15 \text{ mm}$

Maximum value of SAR (interpolated) = 0.420 W/kg

### Configuration/BODY/Zoom Scan (5x5x7)/Cube 0: Measurement grid:


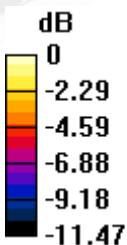
$dx=8\text{mm}$ ,  $dy=8\text{mm}$ ,  $dz=5\text{mm}$

Reference Value = 4.454 V/m; Power Drift = 0.03 dB

Peak SAR (extrapolated) = 0.511 W/kg

**SAR(1 g) = 0.340 W/kg; SAR(10 g) = 0.224 W/kg**

Maximum value of SAR (measured) = 0.432 W/kg



0 dB = 0.432 W/kg = -3.64 dBW/kg

Unless otherwise stated the results shown in this test report refer only to the sample(s) tested and such sample(s) are retained for 90 days only.

除非另有說明，此報告結果僅對測試之樣品負責，同時此樣品僅保留90天。本報告未經本公司書面許可，不可部份複製。

This document is issued by the Company subject to its General Conditions of Service printed overleaf, available on request or accessible at [www.sgs.com/terms\\_and\\_conditions.htm](http://www.sgs.com/terms_and_conditions.htm) and, for electronic format documents, subject to Terms and Conditions for Electronic Documents at [www.sgs.com/terms\\_e-document.htm](http://www.sgs.com/terms_e-document.htm). Attention is drawn to the limitation of liability, indemnification and jurisdiction issues defined therein. Any holder of this document is advised that information contained hereon reflects the Company's findings at the time of its intervention only and within the limits of Client's instructions, if any. The Company's sole responsibility is to its Client and this document does not exonerate parties to a transaction from exercising all their rights and obligations under the transaction documents. This document cannot be reproduced except in full, without prior written approval of the Company. Any unauthorized alteration, forgery or falsification of the content or appearance of this document is unlawful and offenders may be prosecuted to the fullest extent of the law.

Date: 2015/6/16

## LTE Band 17 (10MHz)\_Body\_Back side\_CH 23780\_QPSK\_1-25\_0mm

Communication System: LTE; Frequency: 709 MHz

Medium parameters used:  $f = 709 \text{ MHz}$ ;  $\sigma = 0.922 \text{ S/m}$ ;  $\epsilon_r = 54.312$ ;  $\rho = 1000 \text{ kg/m}^3$

Phantom section: Flat Section

### DASY5 Configuration:

- Probe: EX3DV4 - SN3923; ConvF(10.29, 10.29, 10.29); Calibrated: 2014/8/28;
- Sensor-Surface: 2mm (Mechanical Surface Detection)
- Electronics: DAE4 Sn1374; Calibrated: 2015/5/6
- Phantom: Body
- DASY52 52.8.8(1222); SEMCAD X 14.6.10(7331)

**Configuration/BODY/Area Scan (71x101x1):** Interpolated grid:  $dx=15 \text{ mm}$ ,  $dy=15 \text{ mm}$

Maximum value of SAR (interpolated) = 0.387 W/kg

### Configuration/BODY/Zoom Scan (5x5x7)/Cube 0: Measurement grid:


$dx=8\text{mm}$ ,  $dy=8\text{mm}$ ,  $dz=5\text{mm}$

Reference Value = 4.316 V/m; Power Drift = 0.12 dB

Peak SAR (extrapolated) = 0.462 W/kg

**SAR(1 g) = 0.312 W/kg; SAR(10 g) = 0.211 W/kg**

Maximum value of SAR (measured) = 0.389 W/kg



0 dB = 0.389 W/kg = -4.10 dBW/kg

Unless otherwise stated the results shown in this test report refer only to the sample(s) tested and such sample(s) are retained for 90 days only.

除非另有說明，此報告結果僅對測試之樣品負責，同時此樣品僅保留90天。本報告未經本公司書面許可，不可部份複製。

This document is issued by the Company subject to its General Conditions of Service printed overleaf, available on request or accessible at [www.sgs.com/terms\\_and\\_conditions.htm](http://www.sgs.com/terms_and_conditions.htm) and, for electronic format documents, subject to Terms and Conditions for Electronic Documents at [www.sgs.com/terms\\_e-document.htm](http://www.sgs.com/terms_e-document.htm). Attention is drawn to the limitation of liability, indemnification and jurisdiction issues defined therein. Any holder of this document is advised that information contained hereon reflects the Company's findings at the time of its intervention only and within the limits of Client's instructions, if any. The Company's sole responsibility is to its Client and this document does not exonerate parties to a transaction from exercising all their rights and obligations under the transaction documents. This document cannot be reproduced except in full, without prior written approval of the Company. Any unauthorized alteration, forgery or falsification of the content or appearance of this document is unlawful and offenders may be prosecuted to the fullest extent of the law.

Date: 2015/6/18

## LTE Band 25 (20MHz)\_Body\_Top side\_CH 26140\_QPSK\_1-99\_12mm

Communication System: LTE; Frequency: 1860 MHz

Medium parameters used:  $f = 1860 \text{ MHz}$ ;  $\sigma = 1.493 \text{ S/m}$ ;  $\epsilon_r = 52.89$ ;  $\rho = 1000 \text{ kg/m}^3$

Phantom section: Flat Section

### DASY5 Configuration:

- Probe: EX3DV4 - SN3923; ConvF(8.03, 8.03, 8.03); Calibrated: 2014/8/28;
- Sensor-Surface: 2mm (Mechanical Surface Detection)
- Electronics: DAE4 Sn1374; Calibrated: 2015/5/6
- Phantom: Body
- DASY52 52.8.8(1222); SEMCAD X 14.6.10(7331)

**Configuration/BODY/Area Scan (61x121x1):** Interpolated grid:  $dx=15 \text{ mm}$ ,  $dy=15 \text{ mm}$

Maximum value of SAR (interpolated) = 1.39 W/kg

### Configuration/BODY/Zoom Scan (5x5x7)/Cube 0: Measurement grid:

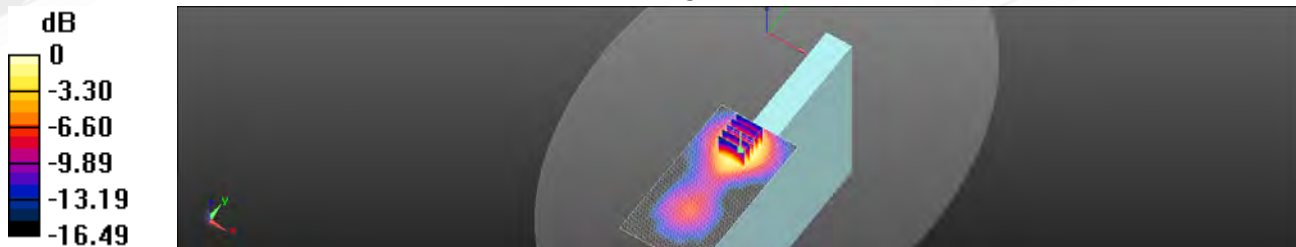
$dx=8\text{mm}$ ,  $dy=8\text{mm}$ ,  $dz=5\text{mm}$

Reference Value = 15.64 V/m; Power Drift = 0.11 dB

Peak SAR (extrapolated) = 1.65 W/kg

**SAR(1 g) = 1.04 W/kg; SAR(10 g) = 0.616 W/kg**

Maximum value of SAR (measured) = 1.36 W/kg



0 dB = 1.36 W/kg = 1.32 dBW/kg

Unless otherwise stated the results shown in this test report refer only to the sample(s) tested and such sample(s) are retained for 90 days only.

除非另有說明，此報告結果僅對測試之樣品負責，同時此樣品僅保留90天。本報告未經本公司書面許可，不可部份複製。

This document is issued by the Company subject to its General Conditions of Service printed overleaf, available on request or accessible at [www.sgs.com/terms\\_and\\_conditions.htm](http://www.sgs.com/terms_and_conditions.htm) and, for electronic format documents, subject to Terms and Conditions for Electronic Documents at [www.sgs.com/terms\\_e-document.htm](http://www.sgs.com/terms_e-document.htm). Attention is drawn to the limitation of liability, indemnification and jurisdiction issues defined therein. Any holder of this document is advised that information contained hereon reflects the Company's findings at the time of its intervention only and within the limits of Client's instructions, if any. The Company's sole responsibility is to its Client and this document does not exonerate parties to a transaction from exercising all their rights and obligations under the transaction documents. This document cannot be reproduced except in full, without prior written approval of the Company. Any unauthorized alteration, forgery or falsification of the content or appearance of this document is unlawful and offenders may be prosecuted to the fullest extent of the law.

Date: 2015/6/12

## Cellular BC0\_Body\_Back side\_CH 384\_0mm\_1xEVDO Rev. 0

Communication System: 1xEVDO; Frequency: 836.52 MHz

Medium parameters used:  $f = 836.52 \text{ MHz}$ ;  $\sigma = 0.956 \text{ S/m}$ ;  $\epsilon_r = 54.333$ ;  $\rho = 1000 \text{ kg/m}^3$

Phantom section: Flat Section

### DASY5 Configuration:

- Probe: EX3DV4 - SN3923; ConvF(10.32, 10.32, 10.32); Calibrated: 2014/8/28;
- Sensor-Surface: 2mm (Mechanical Surface Detection)
- Electronics: DAE4 Sn1374; Calibrated: 2015/5/6
- Phantom: Body
- DASY52 52.8.8(1222); SEMCAD X 14.6.10(7331)

**Configuration/BODY/Area Scan (81x101x1):** Interpolated grid:  $dx=15 \text{ mm}$ ,  $dy=15 \text{ mm}$

Maximum value of SAR (interpolated) = 0.390 W/kg

**Configuration/BODY/Zoom Scan (5x5x7)/Cube 0:** Measurement grid:


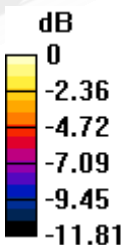
$dx=8\text{mm}$ ,  $dy=8\text{mm}$ ,  $dz=5\text{mm}$

Reference Value = 4.719 V/m; Power Drift = -0.11 dB

Peak SAR (extrapolated) = 0.462 W/kg

**SAR(1 g) = 0.307 W/kg; SAR(10 g) = 0.202 W/kg**

Maximum value of SAR (measured) = 0.387 W/kg



0 dB = 0.387 W/kg = -4.12 dBW/kg

Unless otherwise stated the results shown in this test report refer only to the sample(s) tested and such sample(s) are retained for 90 days only.

除非另有說明，此報告結果僅對測試之樣品負責，同時此樣品僅保留90天。本報告未經本公司書面許可，不可部份複製。

This document is issued by the Company subject to its General Conditions of Service printed overleaf, available on request or accessible at [www.sgs.com/terms\\_and\\_conditions.htm](http://www.sgs.com/terms_and_conditions.htm) and, for electronic format documents, subject to Terms and Conditions for Electronic Documents at [www.sgs.com/terms\\_e-document.htm](http://www.sgs.com/terms_e-document.htm). Attention is drawn to the limitation of liability, indemnification and jurisdiction issues defined therein. Any holder of this document is advised that information contained hereon reflects the Company's findings at the time of its intervention only and within the limits of Client's instructions, if any. The Company's sole responsibility is to its Client and this document does not exonerate parties to a transaction from exercising all their rights and obligations under the transaction documents. This document cannot be reproduced except in full, without prior written approval of the Company. Any unauthorized alteration, forgery or falsification of the content or appearance of this document is unlawful and offenders may be prosecuted to the fullest extent of the law.

Date: 2015/6/11

## PCS BC1\_Body\_Top side\_CH 600\_12mm\_1xEVDO Rev. 0

Communication System: 1xEVDO; Frequency: 1880 MHz

Medium parameters used:  $f = 1880$  MHz;  $\sigma = 1.508$  S/m;  $\epsilon_r = 52.356$ ;  $\rho = 1000$  kg/m<sup>3</sup>

Phantom section: Flat Section

### DASY5 Configuration:

- Probe: EX3DV4 - SN3923; ConvF(8.03, 8.03, 8.03); Calibrated: 2014/8/28;
- Sensor-Surface: 2mm (Mechanical Surface Detection)
- Electronics: DAE4 Sn1374; Calibrated: 2015/5/6
- Phantom: Body
- DASY52 52.8.8(1222); SEMCAD X 14.6.10(7331)

**Configuration/BODY/Area Scan (61x121x1):** Interpolated grid: dx=15 mm, dy=15 mm

Maximum value of SAR (interpolated) = 1.40 W/kg

**Configuration/BODY/Zoom Scan (5x5x7)/Cube 0:** Measurement grid:

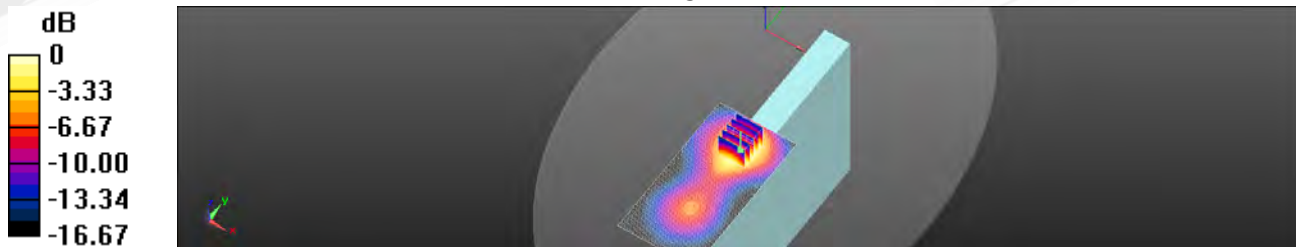
dx=8mm, dy=8mm, dz=5mm

Reference Value = 15.07 V/m; Power Drift = 0.07 dB

Peak SAR (extrapolated) = 1.63 W/kg

**SAR(1 g) = 1.02 W/kg; SAR(10 g) = 0.603 W/kg**

Maximum value of SAR (measured) = 1.34 W/kg



0 dB = 1.34 W/kg = 1.27 dBW/kg

Unless otherwise stated the results shown in this test report refer only to the sample(s) tested and such sample(s) are retained for 90 days only.

除非另有說明，此報告結果僅對測試之樣品負責，同時此樣品僅保留90天。本報告未經本公司書面許可，不可部份複製。

This document is issued by the Company subject to its General Conditions of Service printed overleaf, available on request or accessible at [www.sgs.com/terms\\_and\\_conditions.htm](http://www.sgs.com/terms_and_conditions.htm) and, for electronic format documents, subject to Terms and Conditions for Electronic Documents at [www.sgs.com/terms\\_e-document.htm](http://www.sgs.com/terms_e-document.htm). Attention is drawn to the limitation of liability, indemnification and jurisdiction issues defined therein. Any holder of this document is advised that information contained hereon reflects the Company's findings at the time of its intervention only and within the limits of Client's instructions, if any. The Company's sole responsibility is to its Client and this document does not exonerate parties to a transaction from exercising all their rights and obligations under the transaction documents. This document cannot be reproduced except in full, without prior written approval of the Company. Any unauthorized alteration, forgery or falsification of the content or appearance of this document is unlawful and offenders may be prosecuted to the fullest extent of the law.

Date: 2015/6/15

## Cellular BC10\_Body\_Back side\_CH 684\_0mm\_1xEVDO Rev. 0

Communication System: 1xEVDO; Frequency: 823.1 MHz

Medium parameters used:  $f = 823.1$  MHz;  $\sigma = 0.95$  S/m;  $\epsilon_r = 54.033$ ;  $\rho = 1000$  kg/m<sup>3</sup>

Phantom section: Flat Section

### DASY5 Configuration:

- Probe: EX3DV4 - SN3923; ConvF(10.32, 10.32, 10.32); Calibrated: 2014/8/28;
- Sensor-Surface: 2mm (Mechanical Surface Detection)
- Electronics: DAE4 Sn1374; Calibrated: 2015/5/6
- Phantom: Body
- DASY52 52.8.8(1222); SEMCAD X 14.6.10(7331)

**Configuration/BODY/Area Scan (81x101x1):** Interpolated grid: dx=15 mm, dy=15 mm

Maximum value of SAR (interpolated) = 0.371 W/kg

### Configuration/BODY/Zoom Scan (5x5x7)/Cube 0: Measurement grid:


dx=8mm, dy=8mm, dz=5mm

Reference Value = 4.390 V/m; Power Drift = 0.09 dB

Peak SAR (extrapolated) = 0.431 W/kg

**SAR(1 g) = 0.289 W/kg; SAR(10 g) = 0.191 W/kg**

Maximum value of SAR (measured) = 0.363 W/kg



0 dB = 0.363 W/kg = -4.40 dBW/kg

Unless otherwise stated the results shown in this test report refer only to the sample(s) tested and such sample(s) are retained for 90 days only.

除非另有說明，此報告結果僅對測試之樣品負責，同時此樣品僅保留90天。本報告未經本公司書面許可，不可部份複製。

This document is issued by the Company subject to its General Conditions of Service printed overleaf, available on request or accessible at [www.sgs.com/terms\\_and\\_conditions.htm](http://www.sgs.com/terms_and_conditions.htm) and, for electronic format documents, subject to Terms and Conditions for Electronic Documents at [www.sgs.com/terms\\_e-document.htm](http://www.sgs.com/terms_e-document.htm). Attention is drawn to the limitation of liability, indemnification and jurisdiction issues defined therein. Any holder of this document is advised that information contained hereon reflects the Company's findings at the time of its intervention only and within the limits of Client's instructions, if any. The Company's sole responsibility is to its Client and this document does not exonerate parties to a transaction from exercising all their rights and obligations under the transaction documents. This document cannot be reproduced except in full, without prior written approval of the Company. Any unauthorized alteration, forgery or falsification of the content or appearance of this document is unlawful and offenders may be prosecuted to the fullest extent of the law.

Date: 2015/6/1

## WLAN802.11 b\_Body\_Top side\_CH 11\_Main

Communication System: WLAN 2.45G; Frequency: 2462 MHz

Medium parameters used:  $f = 2462$  MHz;  $\sigma = 2.053$  S/m;  $\epsilon_r = 51.185$ ;  $\rho = 1000$  kg/m<sup>3</sup>

Phantom section: Flat Section

### DASY5 Configuration:

- Probe: EX3DV4 - SN3770; ConvF(7.21, 7.21, 7.21); Calibrated: 2015/4/28;
- Sensor-Surface: 2mm (Mechanical Surface Detection)
- Electronics: DAE4 Sn856; Calibrated: 2014/8/27
- Phantom: Body
- DASY52 52.8.8(1222); SEMCAD X 14.6.10(7331)

**Configuration/Body/Area Scan (71x121x1):** Interpolated grid: dx=12 mm, dy=12 mm

Maximum value of SAR (interpolated) = 0.293 W/kg

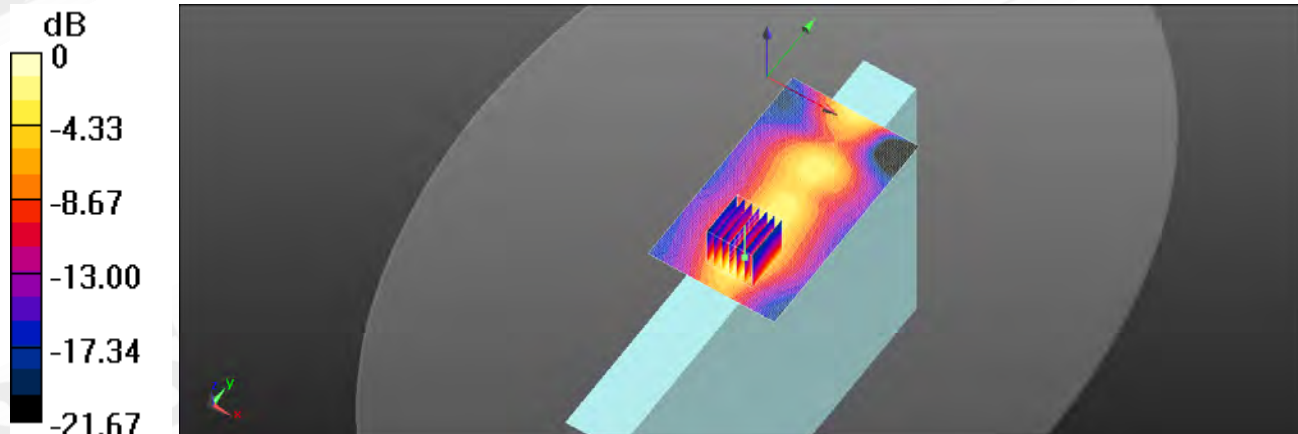
**Configuration/Body/Zoom Scan (7x7x7)/Cube 0:** Measurement grid: dx=5mm, dy=5mm, dz=5mm

Reference Value = 6.485 V/m; Power Drift = 0.14 dB

Peak SAR (extrapolated) = 0.401 W/kg

**SAR(1 g) = 0.200 W/kg; SAR(10 g) = 0.095 W/kg**

Maximum value of SAR (measured) = 0.298 W/kg



0 dB = 0.298 W/kg = -5.26 dBW/kg

Unless otherwise stated the results shown in this test report refer only to the sample(s) tested and such sample(s) are retained for 90 days only.

除非另有說明，此報告結果僅對測試之樣品負責，同時此樣品僅保留90天。本報告未經本公司書面許可，不可部份複製。

This document is issued by the Company subject to its General Conditions of Service printed overleaf, available on request or accessible at [www.sgs.com/terms\\_and\\_conditions.htm](http://www.sgs.com/terms_and_conditions.htm) and, for electronic format documents, subject to Terms and Conditions for Electronic Documents at [www.sgs.com/terms\\_e-document.htm](http://www.sgs.com/terms_e-document.htm). Attention is drawn to the limitation of liability, indemnification and jurisdiction issues defined therein. Any holder of this document is advised that information contained hereon reflects the Company's findings at the time of its intervention only and within the limits of Client's instructions, if any. The Company's sole responsibility is to its Client and this document does not exonerate parties to a transaction from exercising all their rights and obligations under the transaction documents. This document cannot be reproduced except in full, without prior written approval of the Company. Any unauthorized alteration, forgery or falsification of the content or appearance of this document is unlawful and offenders may be prosecuted to the fullest extent of the law.

**WLAN802.11 ac(20M) 5.2G\_Body\_Top side\_CH 44\_Main**

Communication System: WLAN 5G; Frequency: 5220 MHz

Medium parameters used:  $f = 5220 \text{ MHz}$ ;  $\sigma = 5.496 \text{ S/m}$ ;  $\epsilon_r = 47.86$ ;  $\rho = 1000 \text{ kg/m}^3$

Phantom section: Flat Section

**DASY5 Configuration:**

- Probe: EX3DV4 - SN3770; ConvF(4.7, 4.7, 4.7); Calibrated: 2015/4/28;
- Sensor-Surface: 2mm (Mechanical Surface Detection)
- Electronics: DAE4 Sn856; Calibrated: 2014/8/27
- Phantom: Body
- DASY52 52.8.8(1222); SEMCAD X 14.6.10(7331)

**Configuration/Body/Area Scan (61x101x1):** Interpolated grid:  $dx=10 \text{ mm}$ ,  $dy=10 \text{ mm}$

Maximum value of SAR (interpolated) = 1.14 W/kg

**Configuration/Body/Zoom Scan (7x7x12)/Cube 0:** Measurement grid:


$dx=4\text{mm}$ ,  $dy=4\text{mm}$ ,  $dz=2\text{mm}$

Reference Value = 3.184 V/m; Power Drift = -0.01 dB

Peak SAR (extrapolated) = 2.30 W/kg

**SAR(1 g) = 0.582 W/kg; SAR(10 g) = 0.212 W/kg**

Maximum value of SAR (measured) = 1.08 W/kg



0 dB = 1.08 W/kg = 0.33 dBW/kg

Unless otherwise stated the results shown in this test report refer only to the sample(s) tested and such sample(s) are retained for 90 days only.

除非另有說明，此報告結果僅對測試之樣品負責，同時此樣品僅保留90天。本報告未經本公司書面許可，不可部份複製。

This document is issued by the Company subject to its General Conditions of Service printed overleaf, available on request or accessible at [www.sgs.com/terms\\_and\\_conditions.htm](http://www.sgs.com/terms_and_conditions.htm) and, for electronic format documents, subject to Terms and Conditions for Electronic Documents at [www.sgs.com/terms\\_e-document.htm](http://www.sgs.com/terms_e-document.htm). Attention is drawn to the limitation of liability, indemnification and jurisdiction issues defined therein. Any holder of this document is advised that information contained hereon reflects the Company's findings at the time of its intervention only and within the limits of Client's instructions, if any. The Company's sole responsibility is to its Client and this document does not exonerate parties to a transaction from exercising all their rights and obligations under the transaction documents. This document cannot be reproduced except in full, without prior written approval of the Company. Any unauthorized alteration, forgery or falsification of the content or appearance of this document is unlawful and offenders may be prosecuted to the fullest extent of the law.



Date: 2015/6/3

### WLAN802.11 ac(20M) 5.3G\_Body\_Top side\_CH 56\_Main

Communication System: WLAN 5G; Frequency: 5280 MHz

Medium parameters used:  $f = 5280 \text{ MHz}$ ;  $\sigma = 5.583 \text{ S/m}$ ;  $\epsilon_r = 47.659$ ;  $\rho = 1000 \text{ kg/m}^3$

Phantom section: Flat Section

DASY5 Configuration:

- Probe: EX3DV4 - SN3770; ConvF(4.7, 4.7, 4.7); Calibrated: 2015/4/28;
- Sensor-Surface: 2mm (Mechanical Surface Detection)
- Electronics: DAE4 Sn856; Calibrated: 2014/8/27
- Phantom: Body
- DASY52 52.8.8(1222); SEMCAD X 14.6.10(7331)

**Configuration/Body/Area Scan (61x101x1):** Interpolated grid:  $dx=10 \text{ mm}$ ,  $dy=10 \text{ mm}$

Maximum value of SAR (interpolated) = 1.55 W/kg


**Configuration/Body/Zoom Scan (7x7x12)/Cube 0:** Measurement grid:  $dx=4\text{mm}$ ,  $dy=4\text{mm}$ ,  $dz=2\text{mm}$

Reference Value = 3.878 V/m; Power Drift = -0.10 dB

Peak SAR (extrapolated) = 3.07 W/kg

**SAR(1 g) = 0.776 W/kg; SAR(10 g) = 0.282 W/kg**

Maximum value of SAR (measured) = 1.45 W/kg



0 dB = 1.45 W/kg = 1.61 dBW/kg

Unless otherwise stated the results shown in this test report refer only to the sample(s) tested and such sample(s) are retained for 90 days only.

除非另有說明，此報告結果僅對測試之樣品負責，同時此樣品僅保留90天。本報告未經本公司書面許可，不可部份複製。

This document is issued by the Company subject to its General Conditions of Service printed overleaf, available on request or accessible at [www.sgs.com/terms\\_and\\_conditions.htm](http://www.sgs.com/terms_and_conditions.htm) and, for electronic format documents, subject to Terms and Conditions for Electronic Documents at [www.sgs.com/terms\\_e-document.htm](http://www.sgs.com/terms_e-document.htm). Attention is drawn to the limitation of liability, indemnification and jurisdiction issues defined therein. Any holder of this document is advised that information contained hereon reflects the Company's findings at the time of its intervention only and within the limits of Client's instructions, if any. The Company's sole responsibility is to its Client and this document does not exonerate parties to a transaction from exercising all their rights and obligations under the transaction documents. This document cannot be reproduced except in full, without prior written approval of the Company. Any unauthorized alteration, forgery or falsification of the content or appearance of this document is unlawful and offenders may be prosecuted to the fullest extent of the law.

Date: 2015/6/4

## WLAN802.11 a 5.6G\_Body\_Top side\_CH 104\_Main

Communication System: WLAN 5G; Frequency: 5520 MHz

Medium parameters used:  $f = 5520$  MHz;  $\sigma = 5.91$  S/m;  $\epsilon_r = 46.795$ ;  $\rho = 1000$  kg/m<sup>3</sup>

Phantom section: Flat Section

DASY5 Configuration:

- Probe: EX3DV4 - SN3770; ConvF(4.03, 4.03, 4.03); Calibrated: 2015/4/28;
- Sensor-Surface: 2mm (Mechanical Surface Detection)
- Electronics: DAE4 Sn856; Calibrated: 2014/8/27
- Phantom: Body
- DASY52 52.8.8(1222); SEMCAD X 14.6.10(7331)

**Configuration/Body/Area Scan (61x101x1):** Interpolated grid: dx=10 mm, dy=10 mm

Maximum value of SAR (interpolated) = 1.94 W/kg

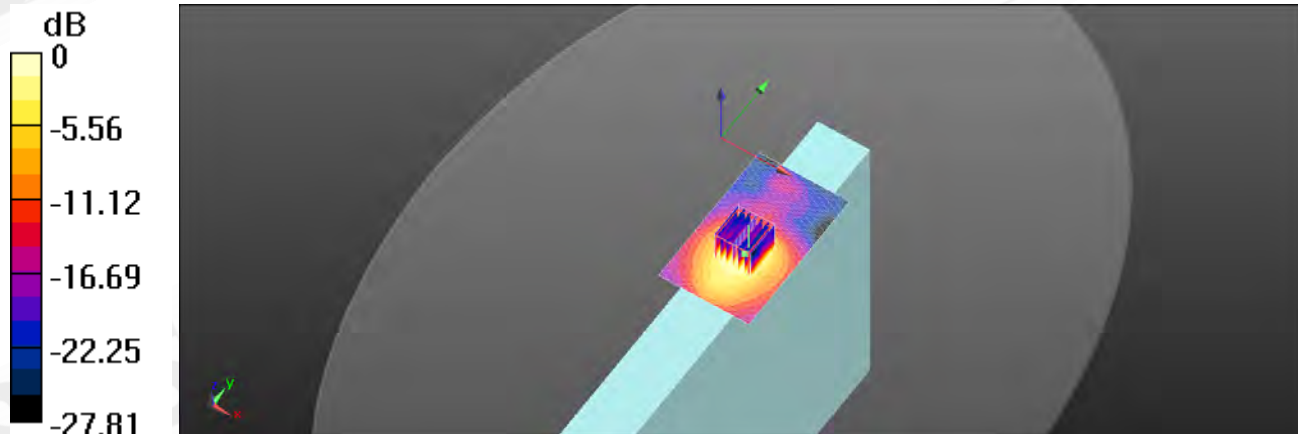
**Configuration/Body/Zoom Scan (7x7x12)/Cube 0:** Measurement grid: dx=4mm, dy=4mm, dz=2mm

Reference Value = 2.984 V/m; Power Drift = 0.18 dB

Peak SAR (extrapolated) = 4.07 W/kg

**SAR(1 g) = 1.02 W/kg; SAR(10 g) = 0.374 W/kg**

Maximum value of SAR (measured) = 1.90 W/kg



0 dB = 1.90 W/kg = 2.79 dBW/kg

Unless otherwise stated the results shown in this test report refer only to the sample(s) tested and such sample(s) are retained for 90 days only.

除非另有說明，此報告結果僅對測試之樣品負責，同時此樣品僅保留90天。本報告未經本公司書面許可，不可部份複製。

This document is issued by the Company subject to its General Conditions of Service printed overleaf, available on request or accessible at [www.sgs.com/terms\\_and\\_conditions.htm](http://www.sgs.com/terms_and_conditions.htm) and, for electronic format documents, subject to Terms and Conditions for Electronic Documents at [www.sgs.com/terms\\_e-document.htm](http://www.sgs.com/terms_e-document.htm). Attention is drawn to the limitation of liability, indemnification and jurisdiction issues defined therein. Any holder of this document is advised that information contained hereon reflects the Company's findings at the time of its intervention only and within the limits of Client's instructions, if any. The Company's sole responsibility is to its Client and this document does not exonerate parties to a transaction from exercising all their rights and obligations under the transaction documents. This document cannot be reproduced except in full, without prior written approval of the Company. Any unauthorized alteration, forgery or falsification of the content or appearance of this document is unlawful and offenders may be prosecuted to the fullest extent of the law.

Date: 2015/6/4

## WLAN802.11 ac(20M) 5.6G\_Body\_Top side\_CH 104\_Main

Communication System: WLAN 5G; Frequency: 5520 MHz

Medium parameters used:  $f = 5520$  MHz;  $\sigma = 5.91$  S/m;  $\epsilon_r = 46.795$ ;  $\rho = 1000$  kg/m<sup>3</sup>

Phantom section: Flat Section

DASY5 Configuration:

- Probe: EX3DV4 - SN3770; ConvF(4.03, 4.03, 4.03); Calibrated: 2015/4/28;
- Sensor-Surface: 2mm (Mechanical Surface Detection)
- Electronics: DAE4 Sn856; Calibrated: 2014/8/27
- Phantom: Body
- DASY52 52.8.8(1222); SEMCAD X 14.6.10(7331)

**Configuration/Body/Area Scan (61x101x1):** Interpolated grid: dx=10 mm, dy=10 mm

Maximum value of SAR (interpolated) = 1.84 W/kg

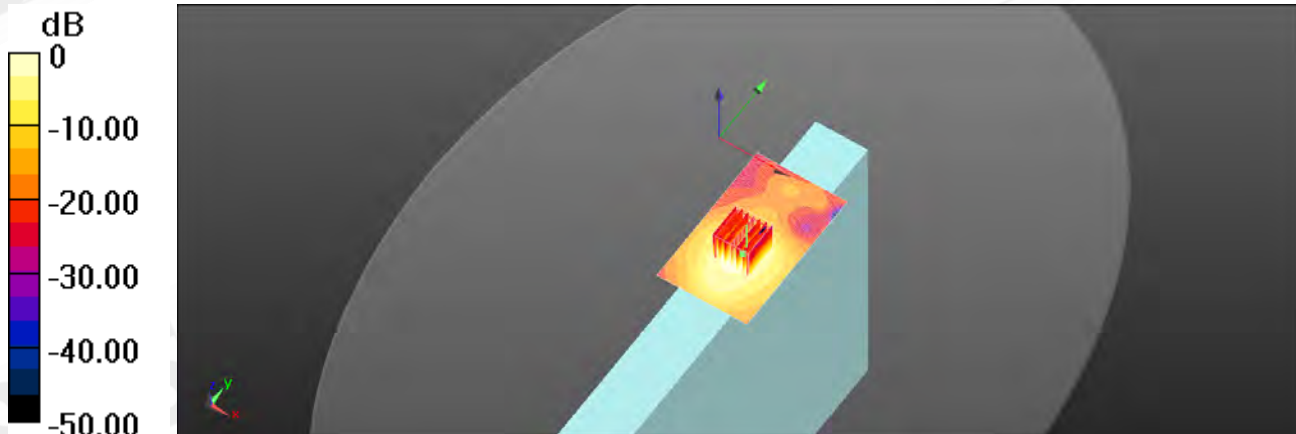
**Configuration/Body/Zoom Scan (7x7x12)/Cube 0:** Measurement grid: dx=4mm, dy=4mm, dz=2mm

Reference Value = 2.870 V/m; Power Drift = 0.17 dB

Peak SAR (extrapolated) = 3.92 W/kg

**SAR(1 g) = 0.977 W/kg; SAR(10 g) = 0.351 W/kg**

Maximum value of SAR (measured) = 1.82 W/kg



0 dB = 1.82 W/kg = 2.60 dBW/kg

Unless otherwise stated the results shown in this test report refer only to the sample(s) tested and such sample(s) are retained for 90 days only.

除非另有說明，此報告結果僅對測試之樣品負責，同時此樣品僅保留90天。本報告未經本公司書面許可，不可部份複製。

This document is issued by the Company subject to its General Conditions of Service printed overleaf, available on request or accessible at [www.sgs.com/terms\\_and\\_conditions.htm](http://www.sgs.com/terms_and_conditions.htm) and, for electronic format documents, subject to Terms and Conditions for Electronic Documents at [www.sgs.com/terms\\_e-document.htm](http://www.sgs.com/terms_e-document.htm). Attention is drawn to the limitation of liability, indemnification and jurisdiction issues defined therein. Any holder of this document is advised that information contained hereon reflects the Company's findings at the time of its intervention only and within the limits of Client's instructions, if any. The Company's sole responsibility is to its Client and this document does not exonerate parties to a transaction from exercising all their rights and obligations under the transaction documents. This document cannot be reproduced except in full, without prior written approval of the Company. Any unauthorized alteration, forgery or falsification of the content or appearance of this document is unlawful and offenders may be prosecuted to the fullest extent of the law.

Date: 2015/6/4

## WLAN802.11 ac(80M) 5.6G\_Body\_Top side\_CH 138\_Main

Communication System: WLAN 5G; Frequency: 5690 MHz

Medium parameters used:  $f = 5690$  MHz;  $\sigma = 6.029$  S/m;  $\epsilon_r = 46.33$ ;  $\rho = 1000$  kg/m<sup>3</sup>

Phantom section: Flat Section

DASY5 Configuration:

- Probe: EX3DV4 - SN3770; ConvF(4.03, 4.03, 4.03); Calibrated: 2015/4/28;
- Sensor-Surface: 2mm (Mechanical Surface Detection)
- Electronics: DAE4 Sn856; Calibrated: 2014/8/27
- Phantom: Body
- DASY52 52.8.8(1222); SEMCAD X 14.6.10(7331)

**Configuration/Body/Area Scan (61x101x1):** Interpolated grid: dx=10 mm, dy=10 mm

Maximum value of SAR (interpolated) = 2.22 W/kg

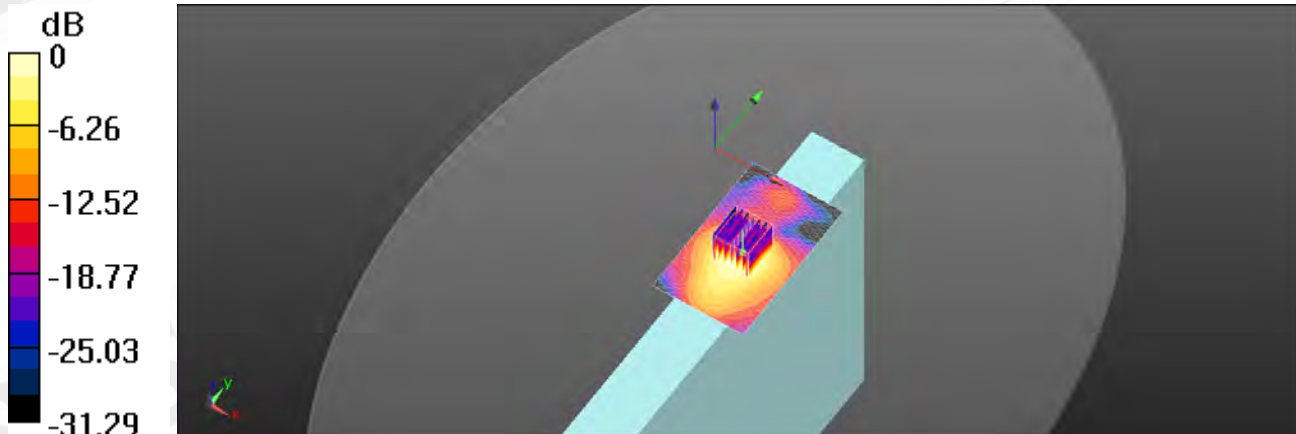
**Configuration/Body/Zoom Scan (7x7x12)/Cube 0:** Measurement grid: dx=4mm, dy=4mm, dz=2mm

Reference Value = 2.463 V/m; Power Drift = 0.17 dB

Peak SAR (extrapolated) = 4.23 W/kg

**SAR(1 g) = 1.06 W/kg; SAR(10 g) = 0.380 W/kg**

Maximum value of SAR (measured) = 1.97 W/kg



0 dB = 1.97 W/kg = 2.94 dBW/kg

Unless otherwise stated the results shown in this test report refer only to the sample(s) tested and such sample(s) are retained for 90 days only.

除非另有說明，此報告結果僅對測試之樣品負責，同時此樣品僅保留90天。本報告未經本公司書面許可，不可部份複製。

This document is issued by the Company subject to its General Conditions of Service printed overleaf, available on request or accessible at [www.sgs.com/terms\\_and\\_conditions.htm](http://www.sgs.com/terms_and_conditions.htm) and, for electronic format documents, subject to Terms and Conditions for Electronic Documents at [www.sgs.com/terms\\_e-document.htm](http://www.sgs.com/terms_e-document.htm). Attention is drawn to the limitation of liability, indemnification and jurisdiction issues defined therein. Any holder of this document is advised that information contained hereon reflects the Company's findings at the time of its intervention only and within the limits of Client's instructions, if any. The Company's sole responsibility is to its Client and this document does not exonerate parties to a transaction from exercising all their rights and obligations under the transaction documents. This document cannot be reproduced except in full, without prior written approval of the Company. Any unauthorized alteration, forgery or falsification of the content or appearance of this document is unlawful and offenders may be prosecuted to the fullest extent of the law.

Date: 2015/6/1

## WLAN802.11 ac(80M) 5.8G\_Body\_Top side\_CH 155\_Main

Communication System: WLAN 5G; Frequency: 5775 MHz

Medium parameters used:  $f = 5775$  MHz;  $\sigma = 6.2$  S/m;  $\epsilon_r = 46.085$ ;  $\rho = 1000$  kg/m<sup>3</sup>

Phantom section: Flat Section

DASY5 Configuration:

- Probe: EX3DV4 - SN3770; ConvF(4.33, 4.33, 4.33); Calibrated: 2015/4/28;
- Sensor-Surface: 2mm (Mechanical Surface Detection)
- Electronics: DAE4 Sn856; Calibrated: 2014/8/27
- Phantom: Body
- DASY52 52.8.8(1222); SEMCAD X 14.6.10(7331)

**Configuration/Body/Area Scan (61x101x1):** Interpolated grid: dx=10 mm, dy=10 mm

Maximum value of SAR (interpolated) = 1.99 W/kg

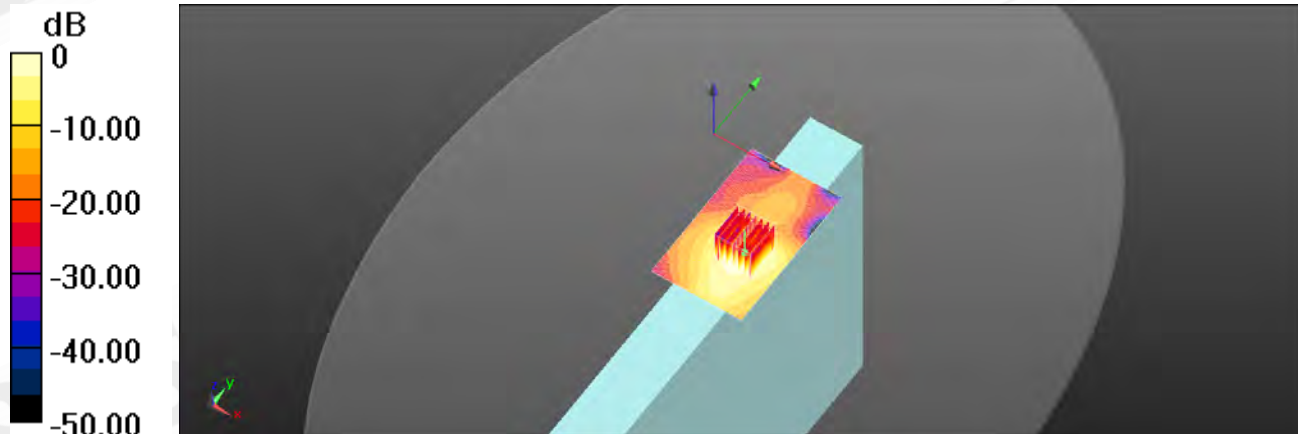
**Configuration/Body/Zoom Scan (7x7x12)/Cube 0:** Measurement grid: dx=4mm, dy=4mm, dz=2mm

Reference Value = 3.634 V/m; Power Drift = 0.16 dB

Peak SAR (extrapolated) = 3.80 W/kg

**SAR(1 g) = 0.937 W/kg; SAR(10 g) = 0.338 W/kg**

Maximum value of SAR (measured) = 1.77 W/kg



0 dB = 1.77 W/kg = 2.48 dBW/kg

Unless otherwise stated the results shown in this test report refer only to the sample(s) tested and such sample(s) are retained for 90 days only.

除非另有說明，此報告結果僅對測試之樣品負責，同時此樣品僅保留90天。本報告未經本公司書面許可，不可部份複製。

This document is issued by the Company subject to its General Conditions of Service printed overleaf, available on request or accessible at [www.sgs.com/terms\\_and\\_conditions.htm](http://www.sgs.com/terms_and_conditions.htm) and, for electronic format documents, subject to Terms and Conditions for Electronic Documents at [www.sgs.com/terms\\_e-document.htm](http://www.sgs.com/terms_e-document.htm). Attention is drawn to the limitation of liability, indemnification and jurisdiction issues defined therein. Any holder of this document is advised that information contained hereon reflects the Company's findings at the time of its intervention only and within the limits of Client's instructions, if any. The Company's sole responsibility is to its Client and this document does not exonerate parties to a transaction from exercising all their rights and obligations under the transaction documents. This document cannot be reproduced except in full, without prior written approval of the Company. Any unauthorized alteration, forgery or falsification of the content or appearance of this document is unlawful and offenders may be prosecuted to the fullest extent of the law.

SGS Taiwan Ltd.

No.134,Wu Kung Road, New Taipei Industrial Park, Wuku District, New Taipei City, Taiwan 24803/新北市五股區新北產業園區五工路 134 號

台灣檢驗科技股份有限公司

t (886-2) 2299-3279

f (886-2) 2298-0488

[www.tw.sgs.com](http://www.tw.sgs.com)

Member of SGS Group

Date: 2015/6/1

## WLAN802.11 b\_Body\_Bottom\_CH 11\_Aux

Communication System: WLAN 2.45G; Frequency: 2462 MHz

Medium parameters used:  $f = 2462$  MHz;  $\sigma = 2.053$  S/m;  $\epsilon_r = 51.185$ ;  $\rho = 1000$  kg/m<sup>3</sup>

Phantom section: Flat Section

DASY5 Configuration:

- Probe: EX3DV4 - SN3770; ConvF(7.21, 7.21, 7.21); Calibrated: 2015/4/28;
- Sensor-Surface: 2mm (Mechanical Surface Detection)
- Electronics: DAE4 Sn856; Calibrated: 2014/8/27
- Phantom: Body
- DASY52 52.8.8(1222); SEMCAD X 14.6.10(7331)

**Configuration/Body/Area Scan (71x121x1):** Interpolated grid: dx=12 mm, dy=12 mm

Maximum value of SAR (interpolated) = 0.796 W/kg

**Configuration/Body/Zoom Scan (7x7x7)/Cube 0:** Measurement grid: dx=5mm, dy=5mm, dz=5mm

Reference Value = 1.899 V/m; Power Drift = -0.18 dB

Peak SAR (extrapolated) = 1.06 W/kg

**SAR(1 g) = 0.491 W/kg; SAR(10 g) = 0.210 W/kg**

Maximum value of SAR (measured) = 0.748 W/kg

**Configuration/Body/Zoom Scan (7x7x7)/Cube 1:** Measurement grid:

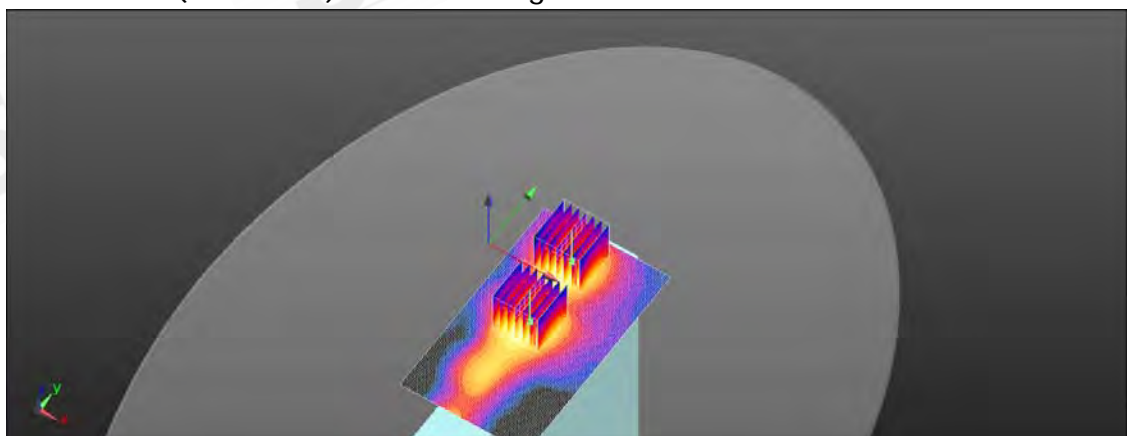
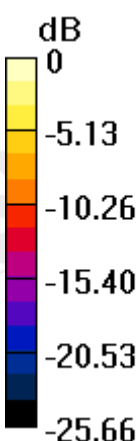
dx=5mm, dy=5mm, dz=5mm

Reference Value = 1.899 V/m; Power Drift = -0.18 dB

Peak SAR (extrapolated) = 0.784 W/kg

**SAR(1 g) = 0.384 W/kg; SAR(10 g) = 0.175 W/kg**

Maximum value of SAR (measured) = 0.583 W/kg



0 dB = 0.583 W/kg = -2.34 dBW/kg

Unless otherwise stated the results shown in this test report refer only to the sample(s) tested and such sample(s) are retained for 90 days only.

除非另有說明，此報告結果僅對測試之樣品負責，同時此樣品僅保留90天。本報告未經本公司書面許可，不可部份複製。

This document is issued by the Company subject to its General Conditions of Service printed overleaf, available on request or accessible at [www.sgs.com/terms\\_and\\_conditions.htm](http://www.sgs.com/terms_and_conditions.htm) and, for electronic format documents, subject to Terms and Conditions for Electronic Documents at [www.sgs.com/terms\\_e-document.htm](http://www.sgs.com/terms_e-document.htm). Attention is drawn to the limitation of liability, indemnification and jurisdiction issues defined therein. Any holder of this document is advised that information contained hereon reflects the Company's findings at the time of its intervention only and within the limits of Client's instructions, if any. The Company's sole responsibility is to its Client and this document does not exonerate parties to a transaction from exercising all their rights and obligations under the transaction documents. This document cannot be reproduced except in full, without prior written approval of the Company. Any unauthorized alteration, forgery or falsification of the content or appearance of this document is unlawful and offenders may be prosecuted to the fullest extent of the law.

Date: 2015/6/2

### WLAN802.11 a 5.2G\_Body\_Bottom\_CH 44\_Aux

Communication System: WLAN 5G; Frequency: 5220 MHz

Medium parameters used:  $f = 5220 \text{ MHz}$ ;  $\sigma = 5.496 \text{ S/m}$ ;  $\epsilon_r = 47.86$ ;  $\rho = 1000 \text{ kg/m}^3$

Phantom section: Flat Section

DASY5 Configuration:

- Probe: EX3DV4 - SN3770; ConvF(4.7, 4.7, 4.7); Calibrated: 2015/4/28;
- Sensor-Surface: 2mm (Mechanical Surface Detection)
- Electronics: DAE4 Sn856; Calibrated: 2014/8/27
- Phantom: Body
- DASY52 52.8.8(1222); SEMCAD X 14.6.10(7331)

**Configuration/Body/Area Scan (61x101x1):** Interpolated grid:  $dx=10 \text{ mm}$ ,  $dy=10 \text{ mm}$

Maximum value of SAR (interpolated) = 2.00 W/kg


**Configuration/Body/Zoom Scan (7x7x12)/Cube 0:** Measurement grid:  $dx=4\text{mm}$ ,  $dy=4\text{mm}$ ,  $dz=2\text{mm}$

Reference Value = 1.790 V/m; Power Drift = -0.11 dB

Peak SAR (extrapolated) = 3.78 W/kg

**SAR(1 g) = 0.921 W/kg; SAR(10 g) = 0.290 W/kg**

Maximum value of SAR (measured) = 1.77 W/kg



0 dB = 1.77 W/kg = 2.48 dBW/kg

Unless otherwise stated the results shown in this test report refer only to the sample(s) tested and such sample(s) are retained for 90 days only.

除非另有說明，此報告結果僅對測試之樣品負責，同時此樣品僅保留90天。本報告未經本公司書面許可，不可部份複製。

This document is issued by the Company subject to its General Conditions of Service printed overleaf, available on request or accessible at [www.sgs.com/terms\\_and\\_conditions.htm](http://www.sgs.com/terms_and_conditions.htm) and, for electronic format documents, subject to Terms and Conditions for Electronic Documents at [www.sgs.com/terms\\_e-document.htm](http://www.sgs.com/terms_e-document.htm). Attention is drawn to the limitation of liability, indemnification and jurisdiction issues defined therein. Any holder of this document is advised that information contained hereon reflects the Company's findings at the time of its intervention only and within the limits of Client's instructions, if any. The Company's sole responsibility is to its Client and this document does not exonerate parties to a transaction from exercising all their rights and obligations under the transaction documents. This document cannot be reproduced except in full, without prior written approval of the Company. Any unauthorized alteration, forgery or falsification of the content or appearance of this document is unlawful and offenders may be prosecuted to the fullest extent of the law.

SGS Taiwan Ltd.

No.134,Wu Kung Road, New Taipei Industrial Park, Wuku District, New Taipei City, Taiwan 24803/新北市五股區新北產業園區五工路 134 號

台灣檢驗科技股份有限公司

t (886-2) 2299-3279

f (886-2) 2298-0488

[www.tw.sgs.com](http://www.tw.sgs.com)

Member of SGS Group

Date: 2015/6/2

## WLAN802.11 ac(20M) 5.2G\_Body\_Bottom\_CH 40\_Aux

Communication System: WLAN 5G; Frequency: 5200 MHz

Medium parameters used:  $f = 5200 \text{ MHz}$ ;  $\sigma = 5.47 \text{ S/m}$ ;  $\epsilon_r = 47.895$ ;  $\rho = 1000 \text{ kg/m}^3$

Phantom section: Flat Section

DASY5 Configuration:

- Probe: EX3DV4 - SN3770; ConvF(4.7, 4.7, 4.7); Calibrated: 2015/4/28;
- Sensor-Surface: 2mm (Mechanical Surface Detection)
- Electronics: DAE4 Sn856; Calibrated: 2014/8/27
- Phantom: Body
- DASY52 52.8.8(1222); SEMCAD X 14.6.10(7331)

**Configuration/Body/Area Scan (61x101x1):** Interpolated grid:  $dx=10 \text{ mm}$ ,  $dy=10 \text{ mm}$

Maximum value of SAR (interpolated) = 1.73 W/kg


**Configuration/Body/Zoom Scan (7x7x12)/Cube 0:** Measurement grid:  $dx=4\text{mm}$ ,  $dy=4\text{mm}$ ,  $dz=2\text{mm}$

Reference Value = 1.662 V/m; Power Drift = -0.15 dB

Peak SAR (extrapolated) = 3.49 W/kg

**SAR(1 g) = 0.854 W/kg; SAR(10 g) = 0.280 W/kg**

Maximum value of SAR (measured) = 1.60 W/kg



0 dB = 1.60 W/kg = 2.04 dBW/kg

Unless otherwise stated the results shown in this test report refer only to the sample(s) tested and such sample(s) are retained for 90 days only.

除非另有說明，此報告結果僅對測試之樣品負責，同時此樣品僅保留90天。本報告未經本公司書面許可，不可部份複製。

This document is issued by the Company subject to its General Conditions of Service printed overleaf, available on request or accessible at [www.sgs.com/terms\\_and\\_conditions.htm](http://www.sgs.com/terms_and_conditions.htm) and, for electronic format documents, subject to Terms and Conditions for Electronic Documents at [www.sgs.com/terms\\_e-document.htm](http://www.sgs.com/terms_e-document.htm). Attention is drawn to the limitation of liability, indemnification and jurisdiction issues defined therein. Any holder of this document is advised that information contained hereon reflects the Company's findings at the time of its intervention only and within the limits of Client's instructions, if any. The Company's sole responsibility is to its Client and this document does not exonerate parties to a transaction from exercising all their rights and obligations under the transaction documents. This document cannot be reproduced except in full, without prior written approval of the Company. Any unauthorized alteration, forgery or falsification of the content or appearance of this document is unlawful and offenders may be prosecuted to the fullest extent of the law.



Date: 2015/6/3

### WLAN802.11 a 5.3G\_Body\_Bottom\_CH 56\_Aux

Communication System: WLAN 5G; Frequency: 5280 MHz

Medium parameters used:  $f = 5280$  MHz;  $\sigma = 5.583$  S/m;  $\epsilon_r = 47.659$ ;  $\rho = 1000$  kg/m<sup>3</sup>

Phantom section: Flat Section

DASY5 Configuration:

- Probe: EX3DV4 - SN3770; ConvF(4.7, 4.7, 4.7); Calibrated: 2015/4/28;
- Sensor-Surface: 2mm (Mechanical Surface Detection)
- Electronics: DAE4 Sn856; Calibrated: 2014/8/27
- Phantom: Body
- DASY52 52.8.8(1222); SEMCAD X 14.6.10(7331)

**Configuration/Body/Area Scan (61x101x1):** Interpolated grid: dx=10 mm, dy=10 mm

Maximum value of SAR (interpolated) = 2.82 W/kg


**Configuration/Body/Zoom Scan (7x7x12)/Cube 0:** Measurement grid: dx=4mm, dy=4mm, dz=2mm

Reference Value = 1.145 V/m; Power Drift = 0.18 dB

Peak SAR (extrapolated) = 5.45 W/kg

**SAR(1 g) = 1.36 W/kg; SAR(10 g) = 0.444 W/kg**

Maximum value of SAR (measured) = 2.58 W/kg



0 dB = 2.58 W/kg = 4.12 dBW/kg

Unless otherwise stated the results shown in this test report refer only to the sample(s) tested and such sample(s) are retained for 90 days only.

除非另有說明，此報告結果僅對測試之樣品負責，同時此樣品僅保留90天。本報告未經本公司書面許可，不可部份複製。

This document is issued by the Company subject to its General Conditions of Service printed overleaf, available on request or accessible at [www.sgs.com/terms\\_and\\_conditions.htm](http://www.sgs.com/terms_and_conditions.htm) and, for electronic format documents, subject to Terms and Conditions for Electronic Documents at [www.sgs.com/terms\\_e-document.htm](http://www.sgs.com/terms_e-document.htm). Attention is drawn to the limitation of liability, indemnification and jurisdiction issues defined therein. Any holder of this document is advised that information contained hereon reflects the Company's findings at the time of its intervention only and within the limits of Client's instructions, if any. The Company's sole responsibility is to its Client and this document does not exonerate parties to a transaction from exercising all their rights and obligations under the transaction documents. This document cannot be reproduced except in full, without prior written approval of the Company. Any unauthorized alteration, forgery or falsification of the content or appearance of this document is unlawful and offenders may be prosecuted to the fullest extent of the law.

Date: 2015/6/3

## WLAN802.11 n(20M) 5.3G\_Body\_Bottom\_CH 60\_Aux

Communication System: WLAN 5G; Frequency: 5300 MHz

Medium parameters used:  $f = 5300$  MHz;  $\sigma = 5.61$  S/m;  $\epsilon_r = 47.584$ ;  $\rho = 1000$  kg/m<sup>3</sup>

Phantom section: Flat Section

DASY5 Configuration:

- Probe: EX3DV4 - SN3770; ConvF(4.7, 4.7, 4.7); Calibrated: 2015/4/28;
- Sensor-Surface: 2mm (Mechanical Surface Detection)
- Electronics: DAE4 Sn856; Calibrated: 2014/8/27
- Phantom: Body
- DASY52 52.8.8(1222); SEMCAD X 14.6.10(7331)

**Configuration/Body/Area Scan (61x101x1):** Interpolated grid: dx=10 mm, dy=10 mm

Maximum value of SAR (interpolated) = 3.03 W/kg

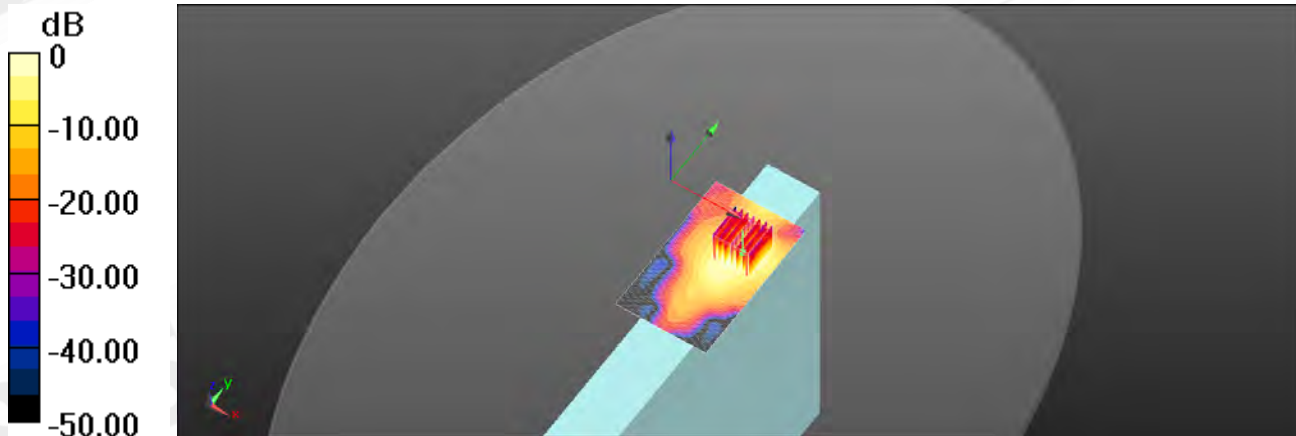
**Configuration/Body/Zoom Scan (7x7x12)/Cube 0:** Measurement grid: dx=4mm, dy=4mm, dz=2mm

Reference Value = 1.240 V/m; Power Drift = 0.16 dB

Peak SAR (extrapolated) = 5.95 W/kg

**SAR(1 g) = 1.45 W/kg; SAR(10 g) = 0.460 W/kg**

Maximum value of SAR (measured) = 2.85 W/kg



0 dB = 2.85 W/kg = 4.55 dBW/kg

Unless otherwise stated the results shown in this test report refer only to the sample(s) tested and such sample(s) are retained for 90 days only.

除非另有說明，此報告結果僅對測試之樣品負責，同時此樣品僅保留90天。本報告未經本公司書面許可，不可部份複製。

This document is issued by the Company subject to its General Conditions of Service printed overleaf, available on request or accessible at [www.sgs.com/terms\\_and\\_conditions.htm](http://www.sgs.com/terms_and_conditions.htm) and, for electronic format documents, subject to Terms and Conditions for Electronic Documents at [www.sgs.com/terms\\_e-document.htm](http://www.sgs.com/terms_e-document.htm). Attention is drawn to the limitation of liability, indemnification and jurisdiction issues defined therein. Any holder of this document is advised that information contained hereon reflects the Company's findings at the time of its intervention only and within the limits of Client's instructions, if any. The Company's sole responsibility is to its Client and this document does not exonerate parties to a transaction from exercising all their rights and obligations under the transaction documents. This document cannot be reproduced except in full, without prior written approval of the Company. Any unauthorized alteration, forgery or falsification of the content or appearance of this document is unlawful and offenders may be prosecuted to the fullest extent of the law.

Date: 2015/6/3

### WLAN802.11 ac(20M) 5.3G\_Body\_Bottom\_CH 56\_Aux

Communication System: WLAN 5G; Frequency: 5280 MHz

Medium parameters used:  $f = 5280$  MHz;  $\sigma = 5.583$  S/m;  $\epsilon_r = 47.659$ ;  $\rho = 1000$  kg/m<sup>3</sup>

Phantom section: Flat Section

DASY5 Configuration:

- Probe: EX3DV4 - SN3770; ConvF(4.7, 4.7, 4.7); Calibrated: 2015/4/28;
- Sensor-Surface: 2mm (Mechanical Surface Detection)
- Electronics: DAE4 Sn856; Calibrated: 2014/8/27
- Phantom: Body
- DASY52 52.8.8(1222); SEMCAD X 14.6.10(7331)

**Configuration/Body/Area Scan (61x101x1):** Interpolated grid: dx=10 mm, dy=10 mm

Maximum value of SAR (interpolated) = 2.94 W/kg

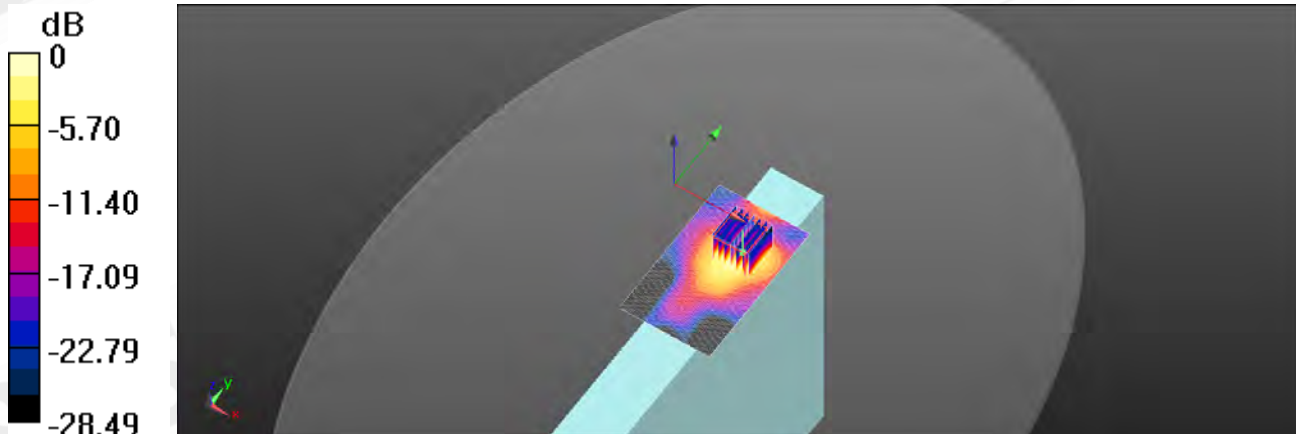
**Configuration/Body/Zoom Scan (7x7x12)/Cube 0:** Measurement grid: dx=4mm, dy=4mm, dz=2mm

Reference Value = 1.520 V/m; Power Drift = 0.08 dB

Peak SAR (extrapolated) = 5.70 W/kg

**SAR(1 g) = 1.41 W/kg; SAR(10 g) = 0.453 W/kg**

Maximum value of SAR (measured) = 2.73 W/kg



0 dB = 2.73 W/kg = 4.36 dBW/kg

Unless otherwise stated the results shown in this test report refer only to the sample(s) tested and such sample(s) are retained for 90 days only.

除非另有說明，此報告結果僅對測試之樣品負責，同時此樣品僅保留90天。本報告未經本公司書面許可，不可部份複製。

This document is issued by the Company subject to its General Conditions of Service printed overleaf, available on request or accessible at [www.sgs.com/terms\\_and\\_conditions.htm](http://www.sgs.com/terms_and_conditions.htm) and, for electronic format documents, subject to Terms and Conditions for Electronic Documents at [www.sgs.com/terms\\_e-document.htm](http://www.sgs.com/terms_e-document.htm). Attention is drawn to the limitation of liability, indemnification and jurisdiction issues defined therein. Any holder of this document is advised that information contained hereon reflects the Company's findings at the time of its intervention only and within the limits of Client's instructions, if any. The Company's sole responsibility is to its Client and this document does not exonerate parties to a transaction from exercising all their rights and obligations under the transaction documents. This document cannot be reproduced except in full, without prior written approval of the Company. Any unauthorized alteration, forgery or falsification of the content or appearance of this document is unlawful and offenders may be prosecuted to the fullest extent of the law.

Date: 2015/6/3

## WLAN802.11 n(40M) 5.3G\_Body\_Bottom\_CH 54\_Aux

Communication System: WLAN 5G; Frequency: 5270 MHz

Medium parameters used:  $f = 5270$  MHz;  $\sigma = 5.567$  S/m;  $\epsilon_r = 47.696$ ;  $\rho = 1000$  kg/m<sup>3</sup>

Phantom section: Flat Section

DASY5 Configuration:

- Probe: EX3DV4 - SN3770; ConvF(4.7, 4.7, 4.7); Calibrated: 2015/4/28;
- Sensor-Surface: 2mm (Mechanical Surface Detection)
- Electronics: DAE4 Sn856; Calibrated: 2014/8/27
- Phantom: Body
- DASY52 52.8.8(1222); SEMCAD X 14.6.10(7331)

**Configuration/Body/Area Scan (61x101x1):** Interpolated grid: dx=10 mm, dy=10 mm

Maximum value of SAR (interpolated) = 3.39 W/kg

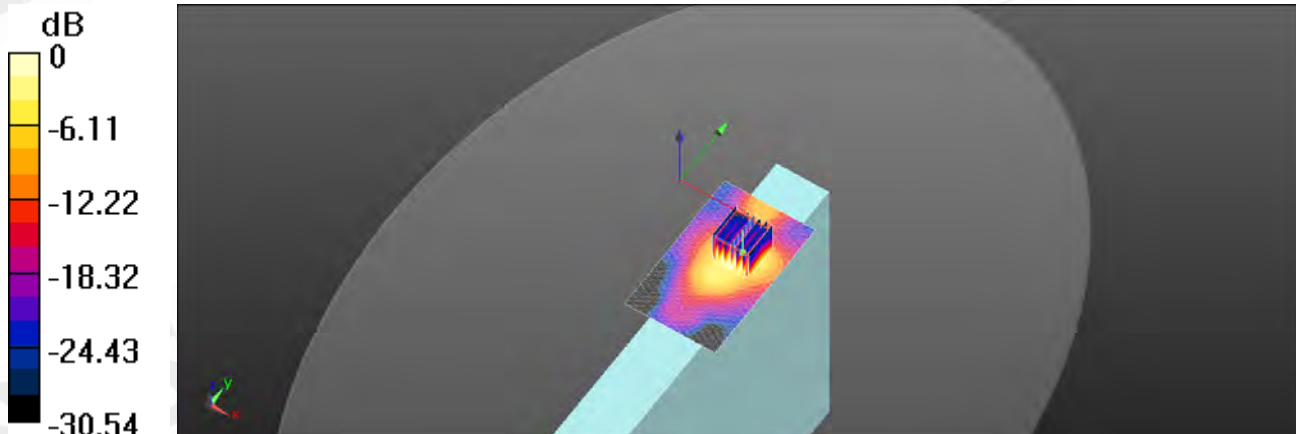
**Configuration/Body/Zoom Scan (7x7x12)/Cube 0:** Measurement grid: dx=4mm, dy=4mm, dz=2mm

Reference Value = 1.738 V/m; Power Drift = 0.13 dB

Peak SAR (extrapolated) = 5.91 W/kg

**SAR(1 g) = 1.46 W/kg; SAR(10 g) = 0.461 W/kg**

Maximum value of SAR (measured) = 2.89 W/kg



0 dB = 2.89 W/kg = 4.61 dBW/kg

Unless otherwise stated the results shown in this test report refer only to the sample(s) tested and such sample(s) are retained for 90 days only.

除非另有說明，此報告結果僅對測試之樣品負責，同時此樣品僅保留90天。本報告未經本公司書面許可，不可部份複製。

This document is issued by the Company subject to its General Conditions of Service printed overleaf, available on request or accessible at [www.sgs.com/terms\\_and\\_conditions.htm](http://www.sgs.com/terms_and_conditions.htm) and, for electronic format documents, subject to Terms and Conditions for Electronic Documents at [www.sgs.com/terms\\_e-document.htm](http://www.sgs.com/terms_e-document.htm). Attention is drawn to the limitation of liability, indemnification and jurisdiction issues defined therein. Any holder of this document is advised that information contained hereon reflects the Company's findings at the time of its intervention only and within the limits of Client's instructions, if any. The Company's sole responsibility is to its Client and this document does not exonerate parties to a transaction from exercising all their rights and obligations under the transaction documents. This document cannot be reproduced except in full, without prior written approval of the Company. Any unauthorized alteration, forgery or falsification of the content or appearance of this document is unlawful and offenders may be prosecuted to the fullest extent of the law.

Date: 2015/6/3

## WLAN802.11 ac(40M) 5.3G\_Body\_Bottom\_CH 54\_Aux

Communication System: WLAN 5G; Frequency: 5270 MHz

Medium parameters used:  $f = 5270$  MHz;  $\sigma = 5.567$  S/m;  $\epsilon_r = 47.696$ ;  $\rho = 1000$  kg/m<sup>3</sup>

Phantom section: Flat Section

DASY5 Configuration:

- Probe: EX3DV4 - SN3770; ConvF(4.7, 4.7, 4.7); Calibrated: 2015/4/28;
- Sensor-Surface: 2mm (Mechanical Surface Detection)
- Electronics: DAE4 Sn856; Calibrated: 2014/8/27
- Phantom: Body
- DASY52 52.8.8(1222); SEMCAD X 14.6.10(7331)

**Configuration/Body/Area Scan (61x101x1):** Interpolated grid: dx=10 mm, dy=10 mm

Maximum value of SAR (interpolated) = 3.29 W/kg

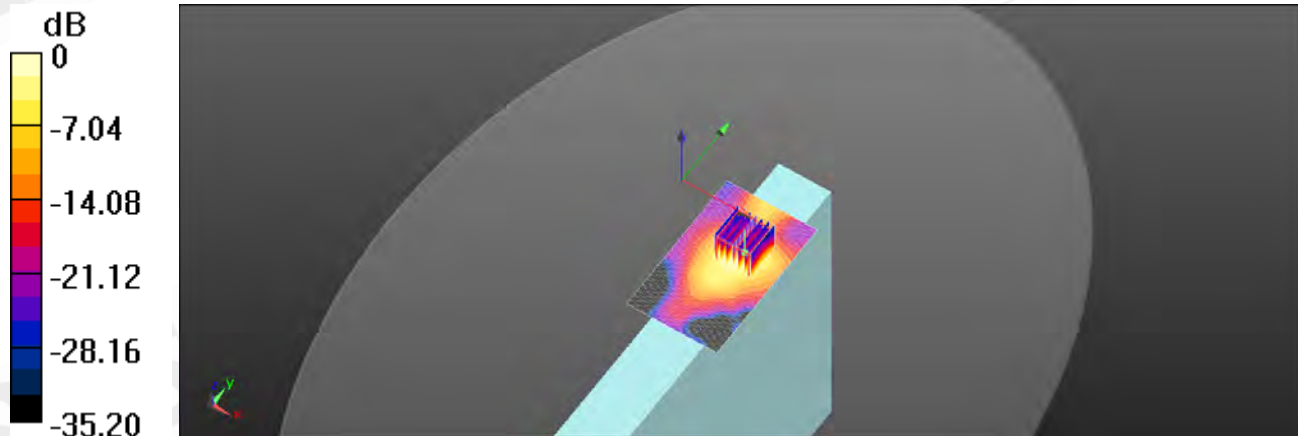
**Configuration/Body/Zoom Scan (7x7x12)/Cube 0:** Measurement grid: dx=4mm, dy=4mm, dz=2mm

Reference Value = 1.914 V/m; Power Drift = -0.05 dB

Peak SAR (extrapolated) = 5.78 W/kg

**SAR(1 g) = 1.44 W/kg; SAR(10 g) = 0.456 W/kg**

Maximum value of SAR (measured) = 2.82 W/kg



0 dB = 2.82 W/kg = 4.50 dBW/kg

Unless otherwise stated the results shown in this test report refer only to the sample(s) tested and such sample(s) are retained for 90 days only.

除非另有說明，此報告結果僅對測試之樣品負責，同時此樣品僅保留90天。本報告未經本公司書面許可，不可部份複製。

This document is issued by the Company subject to its General Conditions of Service printed overleaf, available on request or accessible at [www.sgs.com/terms\\_and\\_conditions.htm](http://www.sgs.com/terms_and_conditions.htm) and, for electronic format documents, subject to Terms and Conditions for Electronic Documents at [www.sgs.com/terms\\_e-document.htm](http://www.sgs.com/terms_e-document.htm). Attention is drawn to the limitation of liability, indemnification and jurisdiction issues defined therein. Any holder of this document is advised that information contained hereon reflects the Company's findings at the time of its intervention only and within the limits of Client's instructions, if any. The Company's sole responsibility is to its Client and this document does not exonerate parties to a transaction from exercising all their rights and obligations under the transaction documents. This document cannot be reproduced except in full, without prior written approval of the Company. Any unauthorized alteration, forgery or falsification of the content or appearance of this document is unlawful and offenders may be prosecuted to the fullest extent of the law.

Date: 2015/6/4

## WLAN802.11 a 5.6G\_Body\_Bottom\_CH 120\_Aux

Communication System: WLAN 5G; Frequency: 5600 MHz

Medium parameters used:  $f = 5600$  MHz;  $\sigma = 6.005$  S/m;  $\epsilon_r = 46.587$ ;  $\rho = 1000$  kg/m<sup>3</sup>

Phantom section: Flat Section

DASY5 Configuration:

- Probe: EX3DV4 - SN3770; ConvF(4.03, 4.03, 4.03); Calibrated: 2015/4/28;
- Sensor-Surface: 2mm (Mechanical Surface Detection)
- Electronics: DAE4 Sn856; Calibrated: 2014/8/27
- Phantom: Body
- DASY52 52.8.8(1222); SEMCAD X 14.6.10(7331)

**Configuration/Body/Area Scan (61x101x1):** Interpolated grid: dx=10 mm, dy=10 mm

Maximum value of SAR (interpolated) = 2.27 W/kg

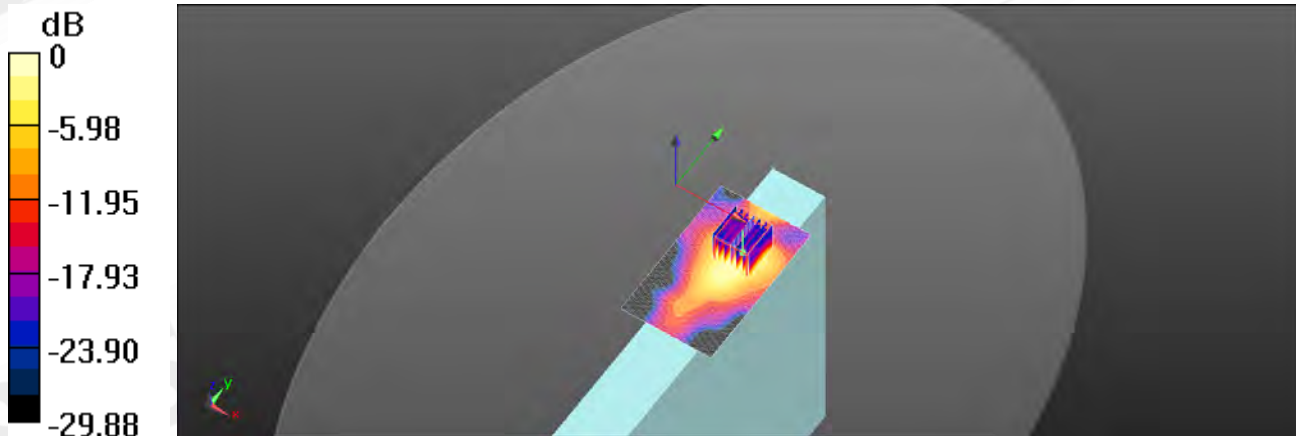
**Configuration/Body/Zoom Scan (7x7x12)/Cube 0:** Measurement grid: dx=4mm, dy=4mm, dz=2mm

Reference Value = 1.813 V/m; Power Drift = 0.18 dB

Peak SAR (extrapolated) = 4.59 W/kg

**SAR(1 g) = 1.1 W/kg; SAR(10 g) = 0.363 W/kg**

Maximum value of SAR (measured) = 2.13 W/kg



0 dB = 2.13 W/kg = 3.28 dBW/kg

Unless otherwise stated the results shown in this test report refer only to the sample(s) tested and such sample(s) are retained for 90 days only.

除非另有說明，此報告結果僅對測試之樣品負責，同時此樣品僅保留90天。本報告未經本公司書面許可，不可部份複製。

This document is issued by the Company subject to its General Conditions of Service printed overleaf, available on request or accessible at [www.sgs.com/terms\\_and\\_conditions.htm](http://www.sgs.com/terms_and_conditions.htm) and, for electronic format documents, subject to Terms and Conditions for Electronic Documents at [www.sgs.com/terms\\_e-document.htm](http://www.sgs.com/terms_e-document.htm). Attention is drawn to the limitation of liability, indemnification and jurisdiction issues defined therein. Any holder of this document is advised that information contained hereon reflects the Company's findings at the time of its intervention only and within the limits of Client's instructions, if any. The Company's sole responsibility is to its Client and this document does not exonerate parties to a transaction from exercising all their rights and obligations under the transaction documents. This document cannot be reproduced except in full, without prior written approval of the Company. Any unauthorized alteration, forgery or falsification of the content or appearance of this document is unlawful and offenders may be prosecuted to the fullest extent of the law.

Date: 2015/6/4

## WLAN802.11 n(20M) 5.6G\_Body\_Bottom\_CH 136\_Aux

Communication System: WLAN 5G; Frequency: 5680 MHz

Medium parameters used:  $f = 5680$  MHz;  $\sigma = 6.021$  S/m;  $\epsilon_r = 46.359$ ;  $\rho = 1000$  kg/m<sup>3</sup>

Phantom section: Flat Section

### DASY5 Configuration:

- Probe: EX3DV4 - SN3770; ConvF(4.03, 4.03, 4.03); Calibrated: 2015/4/28;
- Sensor-Surface: 2mm (Mechanical Surface Detection)
- Electronics: DAE4 Sn856; Calibrated: 2014/8/27
- Phantom: Body
- DASY52 52.8.8(1222); SEMCAD X 14.6.10(7331)

**Configuration/Body/Area Scan (61x101x1):** Interpolated grid: dx=10 mm, dy=10 mm

Maximum value of SAR (interpolated) = 1.98 W/kg

### Configuration/Body/Zoom Scan (7x7x12)/Cube 0: Measurement grid:

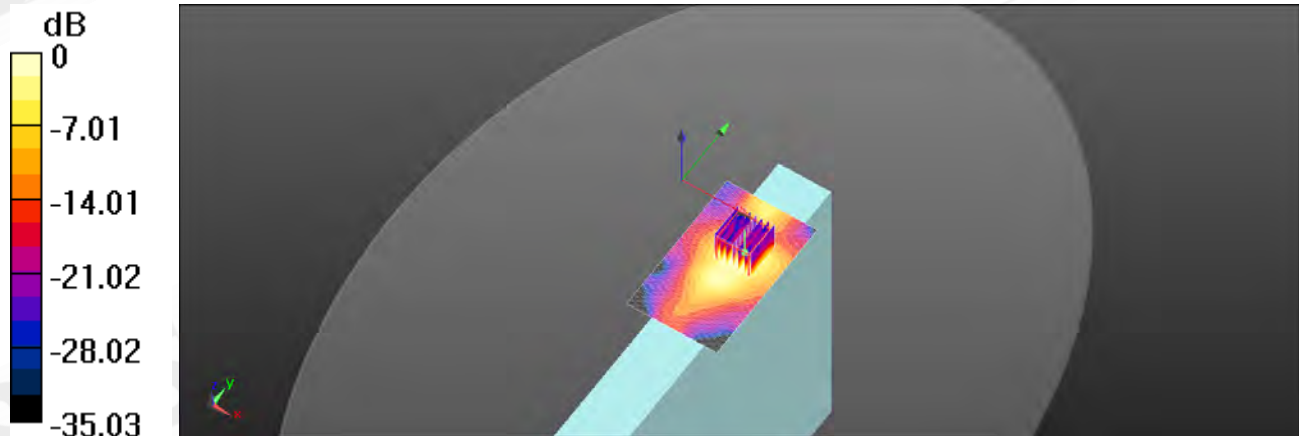
dx=4mm, dy=4mm, dz=2mm

Reference Value = 2.117 V/m; Power Drift = -0.12 dB

Peak SAR (extrapolated) = 3.70 W/kg

**SAR(1 g) = 0.879 W/kg; SAR(10 g) = 0.279 W/kg**

Maximum value of SAR (measured) = 1.76 W/kg



0 dB = 1.76 W/kg = 2.46 dBW/kg

Unless otherwise stated the results shown in this test report refer only to the sample(s) tested and such sample(s) are retained for 90 days only.

除非另有說明，此報告結果僅對測試之樣品負責，同時此樣品僅保留90天。本報告未經本公司書面許可，不可部份複製。

This document is issued by the Company subject to its General Conditions of Service printed overleaf, available on request or accessible at [www.sgs.com/terms\\_and\\_conditions.htm](http://www.sgs.com/terms_and_conditions.htm) and, for electronic format documents, subject to Terms and Conditions for Electronic Documents at [www.sgs.com/terms\\_e-document.htm](http://www.sgs.com/terms_e-document.htm). Attention is drawn to the limitation of liability, indemnification and jurisdiction issues defined therein. Any holder of this document is advised that information contained hereon reflects the Company's findings at the time of its intervention only and within the limits of Client's instructions, if any. The Company's sole responsibility is to its Client and this document does not exonerate parties to a transaction from exercising all their rights and obligations under the transaction documents. This document cannot be reproduced except in full, without prior written approval of the Company. Any unauthorized alteration, forgery or falsification of the content or appearance of this document is unlawful and offenders may be prosecuted to the fullest extent of the law.

Date: 2015/6/4

## WLAN802.11 ac(20M) 5.6G\_Body\_Bottom\_CH 136\_Aux

Communication System: WLAN 5G; Frequency: 5680 MHz

Medium parameters used:  $f = 5680$  MHz;  $\sigma = 6.021$  S/m;  $\epsilon_r = 46.359$ ;  $\rho = 1000$  kg/m<sup>3</sup>

Phantom section: Flat Section

### DASY5 Configuration:

- Probe: EX3DV4 - SN3770; ConvF(4.03, 4.03, 4.03); Calibrated: 2015/4/28;
- Sensor-Surface: 2mm (Mechanical Surface Detection)
- Electronics: DAE4 Sn856; Calibrated: 2014/8/27
- Phantom: Body
- DASY52 52.8.8(1222); SEMCAD X 14.6.10(7331)

**Configuration/Body/Area Scan (61x101x1):** Interpolated grid: dx=10 mm, dy=10 mm

Maximum value of SAR (interpolated) = 1.38 W/kg

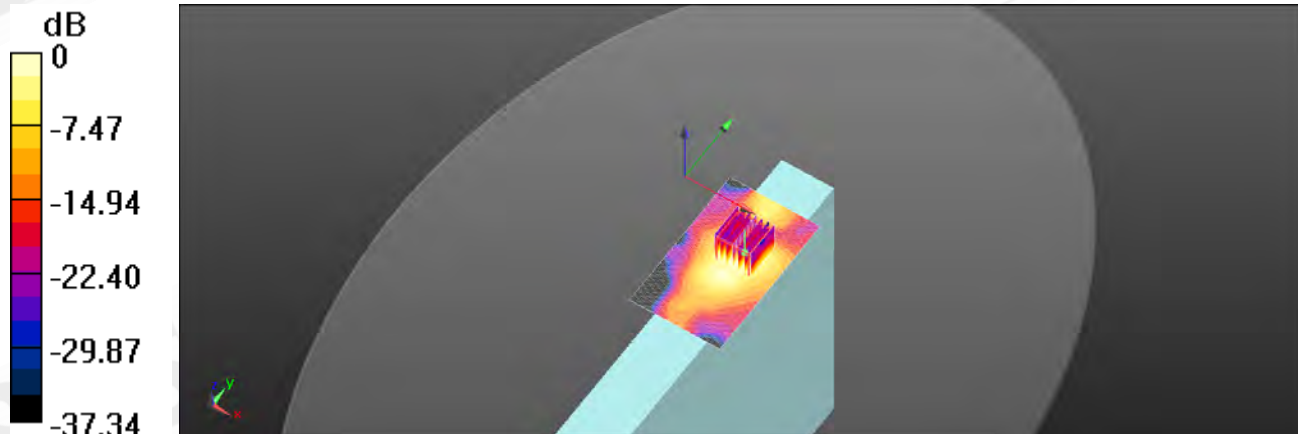
**Configuration/Body/Zoom Scan (7x7x12)/Cube 0:** Measurement grid: dx=4mm, dy=4mm, dz=2mm

Reference Value = 1.916 V/m; Power Drift = 0.16 dB

Peak SAR (extrapolated) = 2.62 W/kg

**SAR(1 g) = 0.631 W/kg; SAR(10 g) = 0.206 W/kg**

Maximum value of SAR (measured) = 1.26 W/kg



0 dB = 1.26 W/kg = 1.00 dBW/kg

Unless otherwise stated the results shown in this test report refer only to the sample(s) tested and such sample(s) are retained for 90 days only.

除非另有說明，此報告結果僅對測試之樣品負責，同時此樣品僅保留90天。本報告未經本公司書面許可，不可部份複製。

This document is issued by the Company subject to its General Conditions of Service printed overleaf, available on request or accessible at [www.sgs.com/terms\\_and\\_conditions.htm](http://www.sgs.com/terms_and_conditions.htm) and, for electronic format documents, subject to Terms and Conditions for Electronic Documents at [www.sgs.com/terms\\_e-document.htm](http://www.sgs.com/terms_e-document.htm). Attention is drawn to the limitation of liability, indemnification and jurisdiction issues defined therein. Any holder of this document is advised that information contained hereon reflects the Company's findings at the time of its intervention only and within the limits of Client's instructions, if any. The Company's sole responsibility is to its Client and this document does not exonerate parties to a transaction from exercising all their rights and obligations under the transaction documents. This document cannot be reproduced except in full, without prior written approval of the Company. Any unauthorized alteration, forgery or falsification of the content or appearance of this document is unlawful and offenders may be prosecuted to the fullest extent of the law.



Date: 2015/6/4

## WLAN802.11 n(40M) 5.6G\_Body\_Bottom\_CH 134\_Aux

Communication System: WLAN 5G; Frequency: 5670 MHz

Medium parameters used:  $f = 5670$  MHz;  $\sigma = 6.017$  S/m;  $\epsilon_r = 46.38$ ;  $\rho = 1000$  kg/m<sup>3</sup>

Phantom section: Flat Section

DASY5 Configuration:

- Probe: EX3DV4 - SN3770; ConvF(4.03, 4.03, 4.03); Calibrated: 2015/4/28;
- Sensor-Surface: 2mm (Mechanical Surface Detection)
- Electronics: DAE4 Sn856; Calibrated: 2014/8/27
- Phantom: Body
- DASY52 52.8.8(1222); SEMCAD X 14.6.10(7331)

**Configuration/Body/Area Scan (61x101x1):** Interpolated grid: dx=10 mm, dy=10 mm

Maximum value of SAR (interpolated) = 1.96 W/kg

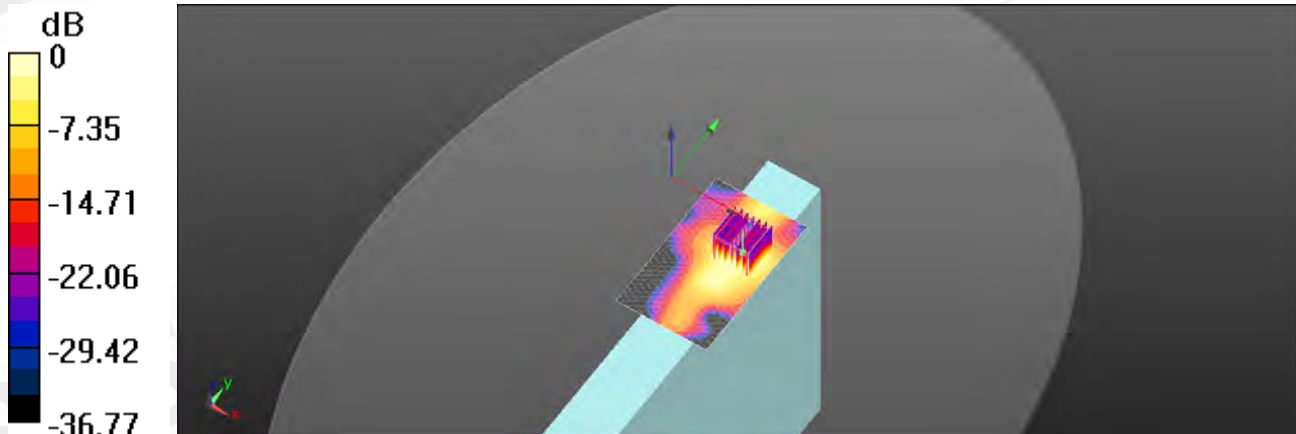
**Configuration/Body/Zoom Scan (7x7x12)/Cube 0:** Measurement grid: dx=4mm, dy=4mm, dz=2mm

Reference Value = 2.227 V/m; Power Drift = 0.12 dB

Peak SAR (extrapolated) = 3.94 W/kg

**SAR(1 g) = 0.913 W/kg; SAR(10 g) = 0.291 W/kg**

Maximum value of SAR (measured) = 1.84 W/kg



0 dB = 1.84 W/kg = 2.65 dBW/kg

Unless otherwise stated the results shown in this test report refer only to the sample(s) tested and such sample(s) are retained for 90 days only.

除非另有說明，此報告結果僅對測試之樣品負責，同時此樣品僅保留90天。本報告未經本公司書面許可，不可部份複製。

This document is issued by the Company subject to its General Conditions of Service printed overleaf, available on request or accessible at [www.sgs.com/terms\\_and\\_conditions.htm](http://www.sgs.com/terms_and_conditions.htm) and, for electronic format documents, subject to Terms and Conditions for Electronic Documents at [www.sgs.com/terms\\_e-document.htm](http://www.sgs.com/terms_e-document.htm). Attention is drawn to the limitation of liability, indemnification and jurisdiction issues defined therein. Any holder of this document is advised that information contained hereon reflects the Company's findings at the time of its intervention only and within the limits of Client's instructions, if any. The Company's sole responsibility is to its Client and this document does not exonerate parties to a transaction from exercising all their rights and obligations under the transaction documents. This document cannot be reproduced except in full, without prior written approval of the Company. Any unauthorized alteration, forgery or falsification of the content or appearance of this document is unlawful and offenders may be prosecuted to the fullest extent of the law.

Date: 2015/6/4

### WLAN802.11 ac(40M) 5.6G\_Body\_Bottom\_CH 142\_Aux

Communication System: WLAN 5G; Frequency: 5710 MHz

Medium parameters used:  $f = 5710 \text{ MHz}$ ;  $\sigma = 6.041 \text{ S/m}$ ;  $\epsilon_r = 46.241$ ;  $\rho = 1000 \text{ kg/m}^3$

Phantom section: Flat Section

DASY5 Configuration:

- Probe: EX3DV4 - SN3770; ConvF(4.03, 4.03, 4.03); Calibrated: 2015/4/28;
- Sensor-Surface: 2mm (Mechanical Surface Detection)
- Electronics: DAE4 Sn856; Calibrated: 2014/8/27
- Phantom: Body
- DASY52 52.8.8(1222); SEMCAD X 14.6.10(7331)

**Configuration/Body/Area Scan (61x101x1):** Interpolated grid:  $dx=10 \text{ mm}$ ,  $dy=10 \text{ mm}$

Maximum value of SAR (interpolated) = 1.69 W/kg

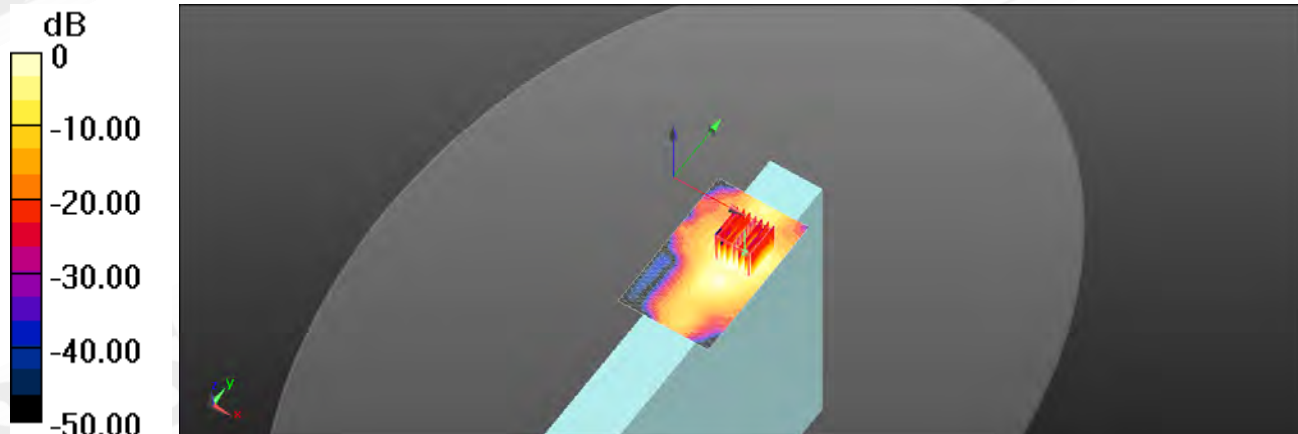
**Configuration/Body/Zoom Scan (7x7x12)/Cube 0:** Measurement grid:  $dx=4\text{mm}$ ,  $dy=4\text{mm}$ ,  $dz=2\text{mm}$

Reference Value = 2.347 V/m; Power Drift = -0.06 dB

Peak SAR (extrapolated) = 3.35 W/kg

**SAR(1 g) = 0.784 W/kg; SAR(10 g) = 0.250 W/kg**

Maximum value of SAR (measured) = 1.58 W/kg



0 dB = 1.58 W/kg = 1.99 dBW/kg

Unless otherwise stated the results shown in this test report refer only to the sample(s) tested and such sample(s) are retained for 90 days only.

除非另有說明，此報告結果僅對測試之樣品負責，同時此樣品僅保留90天。本報告未經本公司書面許可，不可部份複製。

This document is issued by the Company subject to its General Conditions of Service printed overleaf, available on request or accessible at [www.sgs.com/terms\\_and\\_conditions.htm](http://www.sgs.com/terms_and_conditions.htm) and, for electronic format documents, subject to Terms and Conditions for Electronic Documents at [www.sgs.com/terms\\_e-document.htm](http://www.sgs.com/terms_e-document.htm). Attention is drawn to the limitation of liability, indemnification and jurisdiction issues defined therein. Any holder of this document is advised that information contained hereon reflects the Company's findings at the time of its intervention only and within the limits of Client's instructions, if any. The Company's sole responsibility is to its Client and this document does not exonerate parties to a transaction from exercising all their rights and obligations under the transaction documents. This document cannot be reproduced except in full, without prior written approval of the Company. Any unauthorized alteration, forgery or falsification of the content or appearance of this document is unlawful and offenders may be prosecuted to the fullest extent of the law.

SGS Taiwan Ltd.

No.134,Wu Kung Road, New Taipei Industrial Park, Wuku District, New Taipei City, Taiwan 24803/新北市五股區新北產業園區五工路 134 號

台灣檢驗科技股份有限公司

t (886-2) 2299-3279

f (886-2) 2298-0488

[www.tw.sgs.com](http://www.tw.sgs.com)

Member of SGS Group

Date: 2015/6/1

## WLAN802.11 ac(80M) 5.8G\_Body\_Bottom\_CH 155\_Aux

Communication System: WLAN 5G; Frequency: 5775 MHz

Medium parameters used:  $f = 5775$  MHz;  $\sigma = 6.2$  S/m;  $\epsilon_r = 46.085$ ;  $\rho = 1000$  kg/m<sup>3</sup>

Phantom section: Flat Section

### DASY5 Configuration:

- Probe: EX3DV4 - SN3770; ConvF(4.33, 4.33, 4.33); Calibrated: 2015/4/28;
- Sensor-Surface: 2mm (Mechanical Surface Detection)
- Electronics: DAE4 Sn856; Calibrated: 2014/8/27
- Phantom: Body
- DASY52 52.8.8(1222); SEMCAD X 14.6.10(7331)

**Configuration/Body/Area Scan (61x101x1):** Interpolated grid: dx=10 mm, dy=10 mm

Maximum value of SAR (interpolated) = 1.72 W/kg

### Configuration/Body/Zoom Scan (7x7x12)/Cube 0: Measurement grid:


dx=4mm, dy=4mm, dz=2mm

Reference Value = 1.9590 V/m; Power Drift = 0.19 dB

Peak SAR (extrapolated) = 3.51 W/kg

**SAR(1 g) = 0.810 W/kg; SAR(10 g) = 0.272 W/kg**

Maximum value of SAR (measured) = 1.61 W/kg



0 dB = 1.61 W/kg = 2.07 dBW/kg

Unless otherwise stated the results shown in this test report refer only to the sample(s) tested and such sample(s) are retained for 90 days only.

除非另有說明，此報告結果僅對測試之樣品負責，同時此樣品僅保留90天。本報告未經本公司書面許可，不可部份複製。

This document is issued by the Company subject to its General Conditions of Service printed overleaf, available on request or accessible at [www.sgs.com/terms\\_and\\_conditions.htm](http://www.sgs.com/terms_and_conditions.htm) and, for electronic format documents, subject to Terms and Conditions for Electronic Documents at [www.sgs.com/terms\\_e-document.htm](http://www.sgs.com/terms_e-document.htm). Attention is drawn to the limitation of liability, indemnification and jurisdiction issues defined therein. Any holder of this document is advised that information contained hereon reflects the Company's findings at the time of its intervention only and within the limits of Client's instructions, if any. The Company's sole responsibility is to its Client and this document does not exonerate parties to a transaction from exercising all their rights and obligations under the transaction documents. This document cannot be reproduced except in full, without prior written approval of the Company. Any unauthorized alteration, forgery or falsification of the content or appearance of this document is unlawful and offenders may be prosecuted to the fullest extent of the law.

Date: 2015/6/5

## Transceiver 2.4G\_Body\_Back\_CH 74\_0 degree\_0mm

Communication System: Transceiver; Frequency: 2471 MHz

Medium parameters used:  $f = 2471$  MHz;  $\sigma = 2.059$  S/m;  $\epsilon_r = 51.146$ ;  $\rho = 1000$  kg/m<sup>3</sup>

Phantom section: Flat Section

### DASY5 Configuration:

- Probe: EX3DV4 - SN3770; ConvF(7.21, 7.21, 7.21); Calibrated: 2015/4/28;
- Sensor-Surface: 2mm (Mechanical Surface Detection)
- Electronics: DAE4 Sn856; Calibrated: 2014/8/27
- Phantom: Body
- DASY52 52.8.8(1222); SEMCAD X 14.6.10(7331)

**Configuration/Body/Area Scan (81x81x1):** Interpolated grid: dx=12 mm, dy=12 mm

Maximum value of SAR (interpolated) = 1.14 W/kg

### Configuration/Body/Zoom Scan (7x7x7)/Cube 0: Measurement grid:

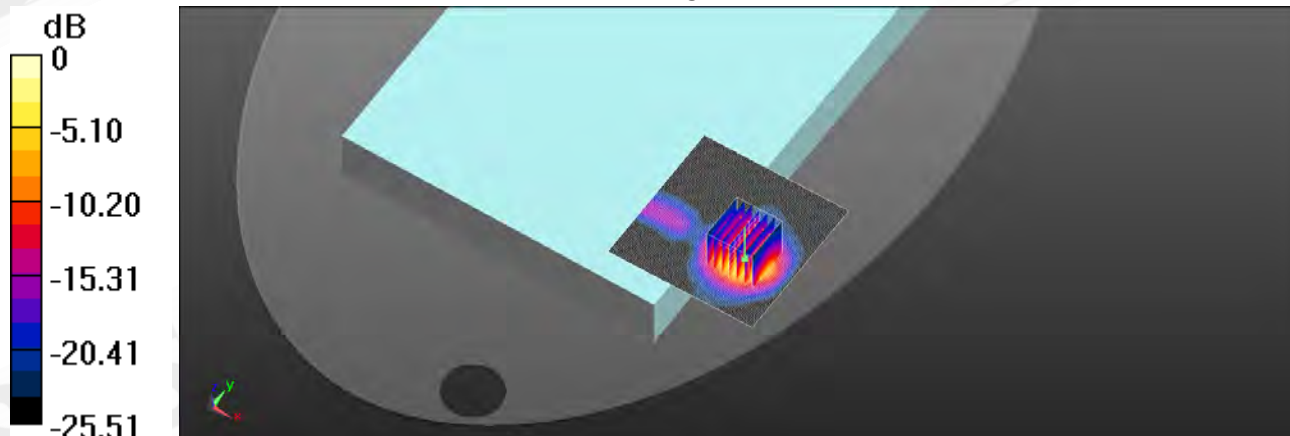
dx=5mm, dy=5mm, dz=5mm

Reference Value = 1.435 V/m; Power Drift = -0.15 dB

Peak SAR (extrapolated) = 1.43 W/kg

**SAR(1 g) = 0.612 W/kg; SAR(10 g) = 0.241 W/kg**

Maximum value of SAR (measured) = 1.01 W/kg



0 dB = 1.01 W/kg = 0.04 dBW/kg

Unless otherwise stated the results shown in this test report refer only to the sample(s) tested and such sample(s) are retained for 90 days only.

除非另有說明，此報告結果僅對測試之樣品負責，同時此樣品僅保留90天。本報告未經本公司書面許可，不可部份複製。

This document is issued by the Company subject to its General Conditions of Service printed overleaf, available on request or accessible at [www.sgs.com/terms\\_and\\_conditions.htm](http://www.sgs.com/terms_and_conditions.htm) and, for electronic format documents, subject to Terms and Conditions for Electronic Documents at [www.sgs.com/terms\\_e-document.htm](http://www.sgs.com/terms_e-document.htm). Attention is drawn to the limitation of liability, indemnification and jurisdiction issues defined therein. Any holder of this document is advised that information contained hereon reflects the Company's findings at the time of its intervention only and within the limits of Client's instructions, if any. The Company's sole responsibility is to its Client and this document does not exonerate parties to a transaction from exercising all their rights and obligations under the transaction documents. This document cannot be reproduced except in full, without prior written approval of the Company. Any unauthorized alteration, forgery or falsification of the content or appearance of this document is unlawful and offenders may be prosecuted to the fullest extent of the law.

SGS Taiwan Ltd.

No.134,Wu Kung Road, New Taipei Industrial Park, Wuku District, New Taipei City, Taiwan 24803/新北市五股區新北產業園區五工路 134 號

台灣檢驗科技股份有限公司

t (886-2) 2299-3279

f (886-2) 2298-0488

[www.tw.sgs.com](http://www.tw.sgs.com)

Member of SGS Group

## Bluetooth\_Body\_Bottom\_CH 78

Communication System: Bluetooth; Frequency: 2480 MHz

Medium parameters used:  $f = 2480$  MHz;  $\sigma = 2.072$  S/m;  $\epsilon_r = 51.112$ ;  $\rho = 1000$  kg/m<sup>3</sup>

Phantom section: Flat Section

### DASY5 Configuration:

- Probe: EX3DV4 - SN3770; ConvF(7.21, 7.21, 7.21); Calibrated: 2015/4/28;
- Sensor-Surface: 2mm (Mechanical Surface Detection)
- Electronics: DAE4 Sn856; Calibrated: 2014/8/27
- Phantom: Body
- DASY52 52.8.8(1222); SEMCAD X 14.6.10(7331)

**Configuration/Body/Area Scan (71x121x1):** Interpolated grid: dx=12 mm, dy=12 mm

Maximum value of SAR (interpolated) = 0.0956 W/kg

### Configuration/Body/Zoom Scan (7x7x7)/Cube 0: Measurement grid:

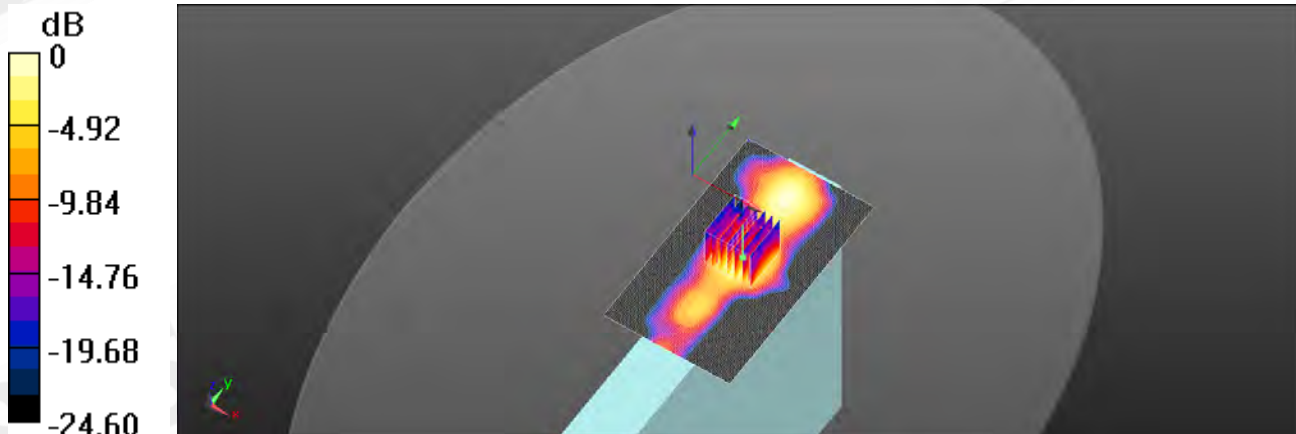
dx=5mm, dy=5mm, dz=5mm

Reference Value = 1.798 V/m; Power Drift = -0.14 dB

Peak SAR (extrapolated) = 0.127 W/kg

**SAR(1 g) = 0.058 W/kg; SAR(10 g) = 0.025 W/kg**

Maximum value of SAR (measured) = 0.0886 W/kg



0 dB = 0.0886 W/kg = -10.53 dBW/kg

Unless otherwise stated the results shown in this test report refer only to the sample(s) tested and such sample(s) are retained for 90 days only.

除非另有說明，此報告結果僅對測試之樣品負責，同時此樣品僅保留90天。本報告未經本公司書面許可，不可部份複製。

This document is issued by the Company subject to its General Conditions of Service printed overleaf, available on request or accessible at [www.sgs.com/terms\\_and\\_conditions.htm](http://www.sgs.com/terms_and_conditions.htm) and, for electronic format documents, subject to Terms and Conditions for Electronic Documents at [www.sgs.com/terms\\_e-document.htm](http://www.sgs.com/terms_e-document.htm). Attention is drawn to the limitation of liability, indemnification and jurisdiction issues defined therein. Any holder of this document is advised that information contained hereon reflects the Company's findings at the time of its intervention only and within the limits of Client's instructions, if any. The Company's sole responsibility is to its Client and this document does not exonerate parties to a transaction from exercising all their rights and obligations under the transaction documents. This document cannot be reproduced except in full, without prior written approval of the Company. Any unauthorized alteration, forgery or falsification of the content or appearance of this document is unlawful and offenders may be prosecuted to the fullest extent of the law.

## 6. SAR System Performance Verification

Date: 2015/6/16

### Dipole 750 MHz\_SN:1015

Communication System: CW; Frequency: 750 MHz

 Medium parameters used:  $f = 750$  MHz;  $\sigma = 0.964$  S/m;  $\epsilon_r = 54.188$ ;  $\rho = 1000$  kg/m<sup>3</sup>

Phantom section: Flat Section

#### DASY5 Configuration:

- Probe: EX3DV4 - SN3923; ConvF(10.29, 10.29, 10.29); Calibrated: 2014/8/28;
- Sensor-Surface: 2mm (Mechanical Surface Detection)
- Electronics: DAE4 Sn1374; Calibrated: 2015/5/6
- Phantom: Body
- DASY52 52.8.8(1222); SEMCAD X 14.6.10(7331)

#### Configuration/Pin=250mW/Area Scan (51x141x1): Interpolated grid:

 $dx=15$  mm,  $dy=15$  mm

Maximum value of SAR (interpolated) = 2.78 W/kg

#### Configuration/Pin=250mW/Zoom Scan (7x7x7)/Cube 0: Measurement

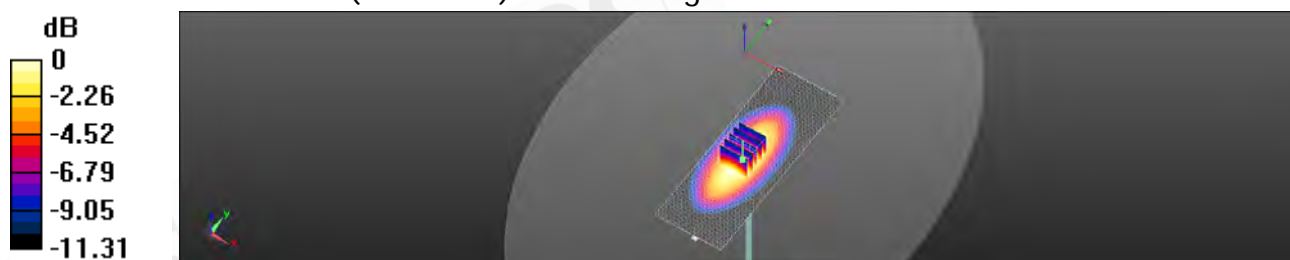
 grid:  $dx=5$ mm,  $dy=5$ mm,  $dz=5$ mm

Reference Value = 53.14 V/m; Power Drift = 0.01 dB

Peak SAR (extrapolated) = 3.33 W/kg

**SAR(1 g) = 2.28 W/kg; SAR(10 g) = 1.5 W/kg**

Maximum value of SAR (measured) = 2.80 W/kg


 $0$  dB = 2.80 W/kg = 4.47 dBW/kg

Unless otherwise stated the results shown in this test report refer only to the sample(s) tested and such sample(s) are retained for 90 days only.

除非另有說明，此報告結果僅對測試之樣品負責，同時此樣品僅保留90天。本報告未經本公司書面許可，不可部份複製。

This document is issued by the Company subject to its General Conditions of Service printed overleaf, available on request or accessible at [www.sgs.com/terms\\_and\\_conditions.htm](http://www.sgs.com/terms_and_conditions.htm) and, for electronic format documents, subject to Terms and Conditions for Electronic Documents at [www.sgs.com/terms\\_e-document.htm](http://www.sgs.com/terms_e-document.htm). Attention is drawn to the limitation of liability, indemnification and jurisdiction issues defined therein. Any holder of this document is advised that information contained hereon reflects the Company's findings at the time of its intervention only and within the limits of Client's instructions, if any. The Company's sole responsibility is to its Client and this document does not exonerate parties to a transaction from exercising all their rights and obligations under the transaction documents. This document cannot be reproduced except in full, without prior written approval of the Company. Any unauthorized alteration, forgery or falsification of the content or appearance of this document is unlawful and offenders may be prosecuted to the fullest extent of the law.

SGS Taiwan Ltd.

No.134,Wu Kung Road, New Taipei Industrial Park, Wuku District, New Taipei City, Taiwan 24803/新北市五股區新北產業園區五工路 134 號

台灣檢驗科技股份有限公司

t (886-2) 2299-3279

f (886-2) 2298-0488

[www.tw.sgs.com](http://www.tw.sgs.com)

Member of SGS Group

Date: 2015/6/12

## Dipole 835 MHz\_SN:4d063

Communication System: CW; Frequency: 835 MHz

Medium parameters used:  $f = 835 \text{ MHz}$ ;  $\sigma = 0.955 \text{ S/m}$ ;  $\epsilon_r = 54.344$ ;  $\rho = 1000 \text{ kg/m}^3$

Phantom section: Flat Section

### DASY5 Configuration:

- Probe: EX3DV4 - SN3923; ConvF(10.32, 10.32, 10.32); Calibrated: 2014/8/28;
- Sensor-Surface: 2mm (Mechanical Surface Detection)
- Electronics: DAE4 Sn1374; Calibrated: 2015/5/6
- Phantom: Body
- DASY52 52.8.8(1222); SEMCAD X 14.6.10(7331)

### Configuration/Pin=250mW/Area Scan (51x131x1): Interpolated grid:

$dx=15 \text{ mm}$ ,  $dy=15 \text{ mm}$

Maximum value of SAR (interpolated) = 3.01 W/kg

### Configuration/Pin=250mW/Zoom Scan (7x7x7)/Cube 0: Measurement

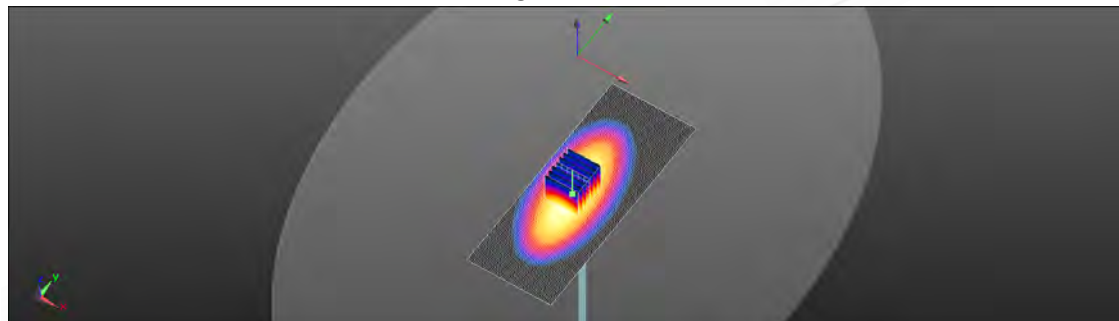
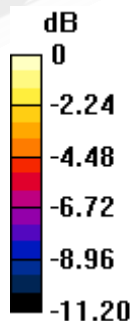
grid:  $dx=5\text{mm}$ ,  $dy=5\text{mm}$ ,  $dz=5\text{mm}$

Reference Value = 55.44 V/m; Power Drift = 0.00 dB

Peak SAR (extrapolated) = 3.61 W/kg

**SAR(1 g) = 2.35 W/kg; SAR(10 g) = 1.53 W/kg**

Maximum value of SAR (measured) = 3.03 W/kg



0 dB = 3.03 W/kg = 4.81 dBW/kg

Unless otherwise stated the results shown in this test report refer only to the sample(s) tested and such sample(s) are retained for 90 days only.

除非另有說明，此報告結果僅對測試之樣品負責，同時此樣品僅保留90天。本報告未經本公司書面許可，不可部份複製。

This document is issued by the Company subject to its General Conditions of Service printed overleaf, available on request or accessible at [www.sgs.com/terms\\_and\\_conditions.htm](http://www.sgs.com/terms_and_conditions.htm) and, for electronic format documents, subject to Terms and Conditions for Electronic Documents at [www.sgs.com/terms\\_e-document.htm](http://www.sgs.com/terms_e-document.htm). Attention is drawn to the limitation of liability, indemnification and jurisdiction issues defined therein. Any holder of this document is advised that information contained hereon reflects the Company's findings at the time of its intervention only and within the limits of Client's instructions, if any. The Company's sole responsibility is to its Client and this document does not exonerate parties to a transaction from exercising all their rights and obligations under the transaction documents. This document cannot be reproduced except in full, without prior written approval of the Company. Any unauthorized alteration, forgery or falsification of the content or appearance of this document is unlawful and offenders may be prosecuted to the fullest extent of the law.

Date: 2015/6/15

### Dipole 835 MHz\_SN:4d063

Communication System: CW; Frequency: 835 MHz

Medium parameters used:  $f = 835 \text{ MHz}$ ;  $\sigma = 0.963 \text{ S/m}$ ;  $\epsilon_r = 54.035$ ;  $\rho = 1000 \text{ kg/m}^3$

Phantom section: Flat Section

#### DASY5 Configuration:

- Probe: EX3DV4 - SN3923; ConvF(10.32, 10.32, 10.32); Calibrated: 2014/8/28;
- Sensor-Surface: 2mm (Mechanical Surface Detection)
- Electronics: DAE4 Sn1374; Calibrated: 2015/5/6
- Phantom: Body
- DASY52 52.8.8(1222); SEMCAD X 14.6.10(7331)

#### Configuration/Pin=250mW/Area Scan (51x131x1): Interpolated grid:

$dx=15 \text{ mm}$ ,  $dy=15 \text{ mm}$

Maximum value of SAR (interpolated) = 3.01 W/kg

#### Configuration/Pin=250mW/Zoom Scan (7x7x7)/Cube 0: Measurement

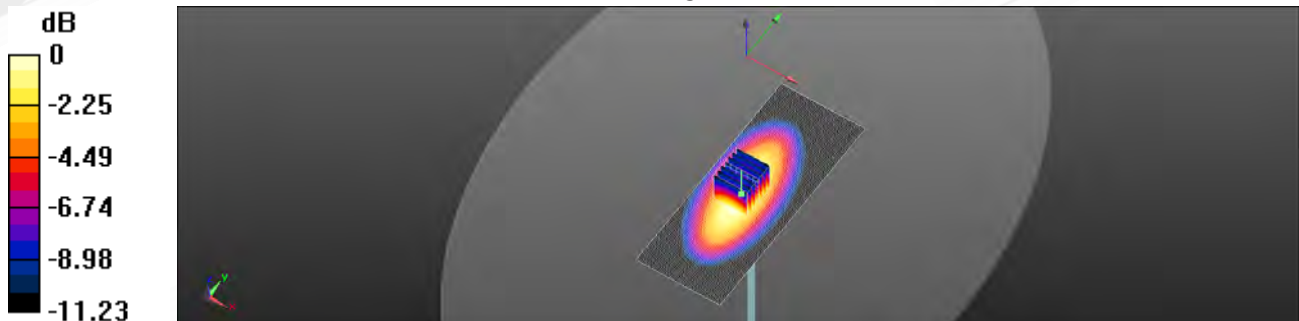
grid:  $dx=5\text{mm}$ ,  $dy=5\text{mm}$ ,  $dz=5\text{mm}$

Reference Value = 55.14 V/m; Power Drift = 0.02 dB

Peak SAR (extrapolated) = 3.63 W/kg

**SAR(1 g) = 2.35 W/kg; SAR(10 g) = 1.51 W/kg**

Maximum value of SAR (measured) = 3.04 W/kg



0 dB = 3.04 W/kg = 4.84 dBW/kg

Unless otherwise stated the results shown in this test report refer only to the sample(s) tested and such sample(s) are retained for 90 days only.

除非另有說明，此報告結果僅對測試之樣品負責，同時此樣品僅保留90天。本報告未經本公司書面許可，不可部份複製。

This document is issued by the Company subject to its General Conditions of Service printed overleaf, available on request or accessible at [www.sgs.com/terms\\_and\\_conditions.htm](http://www.sgs.com/terms_and_conditions.htm) and, for electronic format documents, subject to Terms and Conditions for Electronic Documents at [www.sgs.com/terms\\_e-document.htm](http://www.sgs.com/terms_e-document.htm). Attention is drawn to the limitation of liability, indemnification and jurisdiction issues defined therein. Any holder of this document is advised that information contained hereon reflects the Company's findings at the time of its intervention only and within the limits of Client's instructions, if any. The Company's sole responsibility is to its Client and this document does not exonerate parties to a transaction from exercising all their rights and obligations under the transaction documents. This document cannot be reproduced except in full, without prior written approval of the Company. Any unauthorized alteration, forgery or falsification of the content or appearance of this document is unlawful and offenders may be prosecuted to the fullest extent of the law.



Date: 2015/6/17

## Dipole 1750 MHz\_SN:1008

Communication System: CW; Frequency: 1750 MHz

Medium parameters used:  $f = 1750$  MHz;  $\sigma = 1.47$  S/m;  $\epsilon_r = 52.225$ ;  $\rho = 1000$  kg/m<sup>3</sup>

Phantom section: Flat Section

DASY5 Configuration:

- Probe: EX3DV4 - SN3923; ConvF(8.3, 8.3, 8.3); Calibrated: 2014/8/28;
- Sensor-Surface: 2mm (Mechanical Surface Detection)
- Electronics: DAE4 Sn1374; Calibrated: 2015/5/6
- Phantom: Body
- DASY52 52.8.8(1222); SEMCAD X 14.6.10(7331)

**Configuration/Pin=250mW/Area Scan (51x61x1):** Interpolated grid: dx=15 mm, dy=15 mm

Maximum value of SAR (interpolated) = 13.0 W/kg


**Configuration/Pin=250mW/Zoom Scan (7x7x7)/Cube 0:** Measurement grid: dx=5mm, dy=5mm, dz=5mm

Reference Value = 92.51 V/m; Power Drift = 0.01 dB

Peak SAR (extrapolated) = 16.3 W/kg

**SAR(1 g) = 9.36 W/kg; SAR(10 g) = 5.08 W/kg**

Maximum value of SAR (measured) = 12.6 W/kg



0 dB = 12.6 W/kg = 11.02 dBW/kg

Unless otherwise stated the results shown in this test report refer only to the sample(s) tested and such sample(s) are retained for 90 days only.

除非另有說明，此報告結果僅對測試之樣品負責，同時此樣品僅保留90天。本報告未經本公司書面許可，不可部份複製。

This document is issued by the Company subject to its General Conditions of Service printed overleaf, available on request or accessible at [www.sgs.com/terms\\_and\\_conditions.htm](http://www.sgs.com/terms_and_conditions.htm) and, for electronic format documents, subject to Terms and Conditions for Electronic Documents at [www.sgs.com/terms\\_e-document.htm](http://www.sgs.com/terms_e-document.htm). Attention is drawn to the limitation of liability, indemnification and jurisdiction issues defined therein. Any holder of this document is advised that information contained hereon reflects the Company's findings at the time of its intervention only and within the limits of Client's instructions, if any. The Company's sole responsibility is to its Client and this document does not exonerate parties to a transaction from exercising all their rights and obligations under the transaction documents. This document cannot be reproduced except in full, without prior written approval of the Company. Any unauthorized alteration, forgery or falsification of the content or appearance of this document is unlawful and offenders may be prosecuted to the fullest extent of the law.

Date: 2015/6/11

## Dipole 1900 MHz\_SN:5d027

Communication System: CW; Frequency: 1900 MHz

Medium parameters used:  $f = 1900$  MHz;  $\sigma = 1.529$  S/m;  $\epsilon_r = 52.226$ ;  $\rho = 1000$  kg/m<sup>3</sup>

Phantom section: Flat Section

### DASY5 Configuration:

- Probe: EX3DV4 - SN3923; ConvF(8.03, 8.03, 8.03); Calibrated: 2014/8/28;
- Sensor-Surface: 2mm (Mechanical Surface Detection)
- Electronics: DAE4 Sn1374; Calibrated: 2015/5/6
- Phantom: Body
- DASY52 52.8.8(1222); SEMCAD X 14.6.10(7331)

**Configuration/Pin=250mW/Area Scan (51x61x1):** Interpolated grid: dx=15 mm, dy=15 mm

Maximum value of SAR (interpolated) = 14.1 W/kg

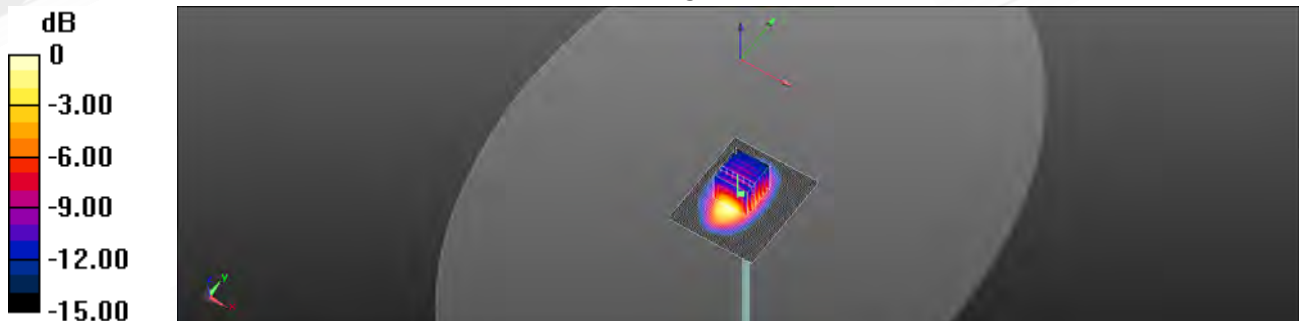
**Configuration/Pin=250mW/Zoom Scan (7x7x7)/Cube 0:** Measurement grid: dx=5mm, dy=5mm, dz=5mm

Reference Value = 95.18 V/m; Power Drift = 0.05 dB

Peak SAR (extrapolated) = 16.5 W/kg

**SAR(1 g) = 10.1 W/kg; SAR(10 g) = 5.3 W/kg**

Maximum value of SAR (measured) = 13.7 W/kg



0 dB = 13.7 W/kg = 11.37 dBW/kg

Unless otherwise stated the results shown in this test report refer only to the sample(s) tested and such sample(s) are retained for 90 days only.

除非另有說明，此報告結果僅對測試之樣品負責，同時此樣品僅保留90天。本報告未經本公司書面許可，不可部份複製。

This document is issued by the Company subject to its General Conditions of Service printed overleaf, available on request or accessible at [www.sgs.com/terms\\_and\\_conditions.htm](http://www.sgs.com/terms_and_conditions.htm) and, for electronic format documents, subject to Terms and Conditions for Electronic Documents at [www.sgs.com/terms\\_e-document.htm](http://www.sgs.com/terms_e-document.htm). Attention is drawn to the limitation of liability, indemnification and jurisdiction issues defined therein. Any holder of this document is advised that information contained hereon reflects the Company's findings at the time of its intervention only and within the limits of Client's instructions, if any. The Company's sole responsibility is to its Client and this document does not exonerate parties to a transaction from exercising all their rights and obligations under the transaction documents. This document cannot be reproduced except in full, without prior written approval of the Company. Any unauthorized alteration, forgery or falsification of the content or appearance of this document is unlawful and offenders may be prosecuted to the fullest extent of the law.

Date: 2015/6/18

## Dipole 1900 MHz\_SN:5d027

Communication System: CW; Frequency: 1900 MHz

Medium parameters used:  $f = 1900$  MHz;  $\sigma = 1.536$  S/m;  $\epsilon_r = 52.126$ ;  $\rho = 1000$  kg/m<sup>3</sup>

Phantom section: Flat Section

### DASY5 Configuration:

- Probe: EX3DV4 - SN3923; ConvF(8.03, 8.03, 8.03); Calibrated: 2014/8/28;
- Sensor-Surface: 2mm (Mechanical Surface Detection)
- Electronics: DAE4 Sn1374; Calibrated: 2015/5/6
- Phantom: Body
- DASY52 52.8.8(1222); SEMCAD X 14.6.10(7331)

**Configuration/Pin=250mW/Area Scan (51x61x1):** Interpolated grid: dx=15 mm, dy=15 mm

Maximum value of SAR (interpolated) = 14.1 W/kg

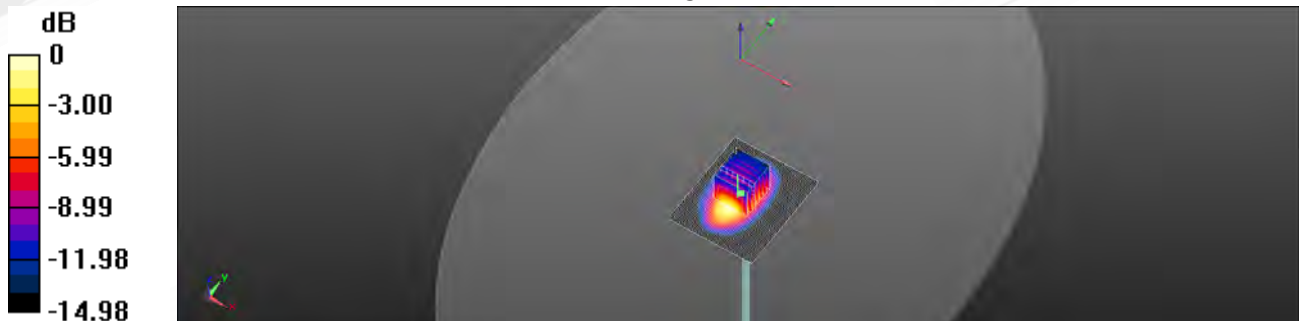
**Configuration/Pin=250mW/Zoom Scan (7x7x7)/Cube 0:** Measurement grid: dx=5mm, dy=5mm, dz=5mm

Reference Value = 96.06 V/m; Power Drift = 0.00 dB

Peak SAR (extrapolated) = 16.6 W/kg

**SAR(1 g) = 10.1 W/kg; SAR(10 g) = 5.29 W/kg**

Maximum value of SAR (measured) = 13.8 W/kg



0 dB = 13.8 W/kg = 11.39 dBW/kg

Unless otherwise stated the results shown in this test report refer only to the sample(s) tested and such sample(s) are retained for 90 days only.

除非另有說明，此報告結果僅對測試之樣品負責，同時此樣品僅保留90天。本報告未經本公司書面許可，不可部份複製。

This document is issued by the Company subject to its General Conditions of Service printed overleaf, available on request or accessible at [www.sgs.com/terms\\_and\\_conditions.htm](http://www.sgs.com/terms_and_conditions.htm) and, for electronic format documents, subject to Terms and Conditions for Electronic Documents at [www.sgs.com/terms\\_e-document.htm](http://www.sgs.com/terms_e-document.htm). Attention is drawn to the limitation of liability, indemnification and jurisdiction issues defined therein. Any holder of this document is advised that information contained hereon reflects the Company's findings at the time of its intervention only and within the limits of Client's instructions, if any. The Company's sole responsibility is to its Client and this document does not exonerate parties to a transaction from exercising all their rights and obligations under the transaction documents. This document cannot be reproduced except in full, without prior written approval of the Company. Any unauthorized alteration, forgery or falsification of the content or appearance of this document is unlawful and offenders may be prosecuted to the fullest extent of the law.

Date: 2015/6/1

### Dipole 2450 MHz\_SN:727\_Body

Communication System: CW; Frequency: 2450 MHz

Medium parameters used:  $f = 2450$  MHz;  $\sigma = 2.035$  S/m;  $\epsilon_r = 51.219$ ;  $\rho = 1000$  kg/m<sup>3</sup>

Phantom section: Flat Section

DASY5 Configuration:

- Probe: EX3DV4 - SN3770; ConvF(7.21, 7.21, 7.21); Calibrated: 2015/4/28;
- Sensor-Surface: 2mm (Mechanical Surface Detection)
- Electronics: DAE4 Sn856; Calibrated: 2014/8/27
- Phantom: Body
- DASY52 52.8.8(1222); SEMCAD X 14.6.10(7331)

**Configuration/Pin=250mW/Area Scan (51x51x1):** Interpolated grid: dx=12 mm, dy=12 mm

Maximum value of SAR (interpolated) = 21.6 W/kg


**Configuration/Pin=250mW/Zoom Scan (7x7x7)/Cube 0:** Measurement grid: dx=5mm, dy=5mm, dz=5mm

Reference Value = 102.8 V/m; Power Drift = -0.08 dB

Peak SAR (extrapolated) = 28.7 W/kg

**SAR(1 g) = 13.5 W/kg; SAR(10 g) = 6.12 W/kg**

Maximum value of SAR (measured) = 20.9 W/kg



0 dB = 20.9 W/kg = 13.20 dBW/kg

Unless otherwise stated the results shown in this test report refer only to the sample(s) tested and such sample(s) are retained for 90 days only.

除非另有說明，此報告結果僅對測試之樣品負責，同時此樣品僅保留90天。本報告未經本公司書面許可，不可部份複製。

This document is issued by the Company subject to its General Conditions of Service printed overleaf, available on request or accessible at [www.sgs.com/terms\\_and\\_conditions.htm](http://www.sgs.com/terms_and_conditions.htm) and, for electronic format documents, subject to Terms and Conditions for Electronic Documents at [www.sgs.com/terms\\_e-document.htm](http://www.sgs.com/terms_e-document.htm). Attention is drawn to the limitation of liability, indemnification and jurisdiction issues defined therein. Any holder of this document is advised that information contained hereon reflects the Company's findings at the time of its intervention only and within the limits of Client's instructions, if any. The Company's sole responsibility is to its Client and this document does not exonerate parties to a transaction from exercising all their rights and obligations under the transaction documents. This document cannot be reproduced except in full, without prior written approval of the Company. Any unauthorized alteration, forgery or falsification of the content or appearance of this document is unlawful and offenders may be prosecuted to the fullest extent of the law.

## Dipole 2450 MHz\_SN:727\_Body

Communication System: CW; Frequency: 2450 MHz

Medium parameters used:  $f = 2450$  MHz;  $\sigma = 2.033$  S/m;  $\epsilon_r = 51.254$ ;  $\rho = 1000$  kg/m<sup>3</sup>

Phantom section: Flat Section

### DASY5 Configuration:

- Probe: EX3DV4 - SN3770; ConvF(7.21, 7.21, 7.21); Calibrated: 2015/4/28;
- Sensor-Surface: 2mm (Mechanical Surface Detection)
- Electronics: DAE4 Sn856; Calibrated: 2014/8/27
- Phantom: Body
- DASY52 52.8.8(1222); SEMCAD X 14.6.10(7331)

**Configuration/Pin=250mW/Area Scan (51x51x1):** Interpolated grid: dx=12 mm, dy=12 mm

Maximum value of SAR (interpolated) = 20.4 W/kg


**Configuration/Pin=250mW/Zoom Scan (7x7x7)/Cube 0:** Measurement grid: dx=5mm, dy=5mm, dz=5mm

Reference Value = 99.09 V/m; Power Drift = -0.03 dB

Peak SAR (extrapolated) = 27.0 W/kg

**SAR(1 g) = 12.7 W/kg; SAR(10 g) = 5.77 W/kg**

Maximum value of SAR (measured) = 19.7 W/kg



0 dB = 19.7 W/kg = 12.94 dBW/kg

Unless otherwise stated the results shown in this test report refer only to the sample(s) tested and such sample(s) are retained for 90 days only.

除非另有說明，此報告結果僅對測試之樣品負責，同時此樣品僅保留90天。本報告未經本公司書面許可，不可部份複製。

This document is issued by the Company subject to its General Conditions of Service printed overleaf, available on request or accessible at [www.sgs.com/terms\\_and\\_conditions.htm](http://www.sgs.com/terms_and_conditions.htm) and, for electronic format documents, subject to Terms and Conditions for Electronic Documents at [www.sgs.com/terms\\_e-document.htm](http://www.sgs.com/terms_e-document.htm). Attention is drawn to the limitation of liability, indemnification and jurisdiction issues defined therein. Any holder of this document is advised that information contained hereon reflects the Company's findings at the time of its intervention only and within the limits of Client's instructions, if any. The Company's sole responsibility is to its Client and this document does not exonerate parties to a transaction from exercising all their rights and obligations under the transaction documents. This document cannot be reproduced except in full, without prior written approval of the Company. Any unauthorized alteration, forgery or falsification of the content or appearance of this document is unlawful and offenders may be prosecuted to the fullest extent of the law.

Date: 2015/6/5

## Dipole 2450 MHz\_SN:727\_Body

Communication System: CW; Frequency: 2450 MHz

Medium parameters used:  $f = 2450$  MHz;  $\sigma = 2.033$  S/m;  $\epsilon_r = 51.254$ ;  $\rho = 1000$  kg/m<sup>3</sup>

Phantom section: Flat Section

DASY5 Configuration:

- Probe: EX3DV4 - SN3770; ConvF(7.21, 7.21, 7.21); Calibrated: 2015/4/28;
- Sensor-Surface: 2mm (Mechanical Surface Detection)
- Electronics: DAE4 Sn856; Calibrated: 2014/8/27
- Phantom: Body
- DASY52 52.8.8(1222); SEMCAD X 14.6.10(7331)

**Configuration/Pin=250mW/Area Scan (51x51x1):** Interpolated grid: dx=12 mm, dy=12 mm

Maximum value of SAR (interpolated) = 20.4 W/kg


**Configuration/Pin=250mW/Zoom Scan (7x7x7)/Cube 0:** Measurement grid: dx=5mm, dy=5mm, dz=5mm

Reference Value = 99.09 V/m; Power Drift = -0.03 dB

Peak SAR (extrapolated) = 27.0 W/kg

**SAR(1 g) = 12.7 W/kg; SAR(10 g) = 5.77 W/kg**

Maximum value of SAR (measured) = 19.7 W/kg



0 dB = 19.7 W/kg = 12.94 dBW/kg

Unless otherwise stated the results shown in this test report refer only to the sample(s) tested and such sample(s) are retained for 90 days only.

除非另有說明，此報告結果僅對測試之樣品負責，同時此樣品僅保留90天。本報告未經本公司書面許可，不可部份複製。

This document is issued by the Company subject to its General Conditions of Service printed overleaf, available on request or accessible at [www.sgs.com/terms\\_and\\_conditions.htm](http://www.sgs.com/terms_and_conditions.htm) and, for electronic format documents, subject to Terms and Conditions for Electronic Documents at [www.sgs.com/terms\\_e-document.htm](http://www.sgs.com/terms_e-document.htm). Attention is drawn to the limitation of liability, indemnification and jurisdiction issues defined therein. Any holder of this document is advised that information contained hereon reflects the Company's findings at the time of its intervention only and within the limits of Client's instructions, if any. The Company's sole responsibility is to its Client and this document does not exonerate parties to a transaction from exercising all their rights and obligations under the transaction documents. This document cannot be reproduced except in full, without prior written approval of the Company. Any unauthorized alteration, forgery or falsification of the content or appearance of this document is unlawful and offenders may be prosecuted to the fullest extent of the law.

Date: 2015/6/2

## Dipole 5200 MHz\_SN:1023\_Body

Communication System: CW; Frequency: 5200 MHz

Medium parameters used:  $f = 5200$  MHz;  $\sigma = 5.47$  S/m;  $\epsilon_r = 47.895$ ;  $\rho = 1000$  kg/m<sup>3</sup>

Phantom section: Flat Section

DASY5 Configuration:

- Probe: EX3DV4 - SN3770; ConvF(4.7, 4.7, 4.7); Calibrated: 2015/4/28;
- Sensor-Surface: 2mm (Mechanical Surface Detection)
- Electronics: DAE4 Sn856; Calibrated: 2014/8/27
- Phantom: Body
- DASY52 52.8.8(1222); SEMCAD X 14.6.10(7331)

**Configuration/Pin=100mW/Area Scan (51x51x1):** Interpolated grid: dx=10 mm, dy=10 mm

Maximum value of SAR (interpolated) = 16.3 W/kg


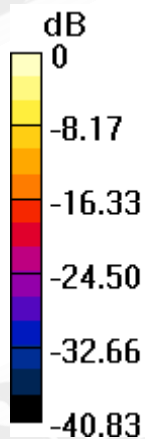
**Configuration/Pin=100mW/Zoom Scan (7x7x12)/Cube 0:** Measurement grid: dx=4mm, dy=4mm, dz=2mm

Reference Value = 57.77 V/m; Power Drift = 0.02 dB

Peak SAR (extrapolated) = 33.9 W/kg

**SAR(1 g) = 7.47 W/kg; SAR(10 g) = 2.07 W/kg**

Maximum value of SAR (measured) = 15.4 W/kg



0 dB = 15.4 W/kg = 11.88 dBW/kg

Unless otherwise stated the results shown in this test report refer only to the sample(s) tested and such sample(s) are retained for 90 days only.

除非另有說明，此報告結果僅對測試之樣品負責，同時此樣品僅保留90天。本報告未經本公司書面許可，不可部份複製。

This document is issued by the Company subject to its General Conditions of Service printed overleaf, available on request or accessible at [www.sgs.com/terms\\_and\\_conditions.htm](http://www.sgs.com/terms_and_conditions.htm) and, for electronic format documents, subject to Terms and Conditions for Electronic Documents at [www.sgs.com/terms\\_e-document.htm](http://www.sgs.com/terms_e-document.htm). Attention is drawn to the limitation of liability, indemnification and jurisdiction issues defined therein. Any holder of this document is advised that information contained hereon reflects the Company's findings at the time of its intervention only and within the limits of Client's instructions, if any. The Company's sole responsibility is to its Client and this document does not exonerate parties to a transaction from exercising all their rights and obligations under the transaction documents. This document cannot be reproduced except in full, without prior written approval of the Company. Any unauthorized alteration, forgery or falsification of the content or appearance of this document is unlawful and offenders may be prosecuted to the fullest extent of the law.

Date: 2015/6/3

## Dipole 5300 MHz\_SN:1023\_Body

Communication System: CW; Frequency: 5300 MHz

Medium parameters used:  $f = 5300$  MHz;  $\sigma = 5.61$  S/m;  $\epsilon_r = 47.584$ ;  $\rho = 1000$  kg/m<sup>3</sup>

Phantom section: Flat Section

DASY5 Configuration:

- Probe: EX3DV4 - SN3770; ConvF(4.7, 4.7, 4.7); Calibrated: 2015/4/28;
- Sensor-Surface: 2mm (Mechanical Surface Detection)
- Electronics: DAE4 Sn856; Calibrated: 2014/8/27
- Phantom: Body
- DASY52 52.8.8(1222); SEMCAD X 14.6.10(7331)

**Configuration/Pin=100mW/Area Scan (51x51x1):** Interpolated grid: dx=10 mm, dy=10 mm

Maximum value of SAR (interpolated) = 16.4 W/kg


**Configuration/Pin=100mW/Zoom Scan (7x7x12)/Cube 0:** Measurement grid: dx=4mm, dy=4mm, dz=2mm

Reference Value = 53.39 V/m; Power Drift = 0.16 dB

Peak SAR (extrapolated) = 36.4 W/kg

**SAR(1 g) = 8.13 W/kg; SAR(10 g) = 2.24 W/kg**

Maximum value of SAR (measured) = 17.3 W/kg



0 dB = 17.3 W/kg = 12.38 dBW/kg

Unless otherwise stated the results shown in this test report refer only to the sample(s) tested and such sample(s) are retained for 90 days only.

除非另有說明，此報告結果僅對測試之樣品負責，同時此樣品僅保留90天。本報告未經本公司書面許可，不可部份複製。

This document is issued by the Company subject to its General Conditions of Service printed overleaf, available on request or accessible at [www.sgs.com/terms\\_and\\_conditions.htm](http://www.sgs.com/terms_and_conditions.htm) and, for electronic format documents, subject to Terms and Conditions for Electronic Documents at [www.sgs.com/terms\\_e-document.htm](http://www.sgs.com/terms_e-document.htm). Attention is drawn to the limitation of liability, indemnification and jurisdiction issues defined therein. Any holder of this document is advised that information contained hereon reflects the Company's findings at the time of its intervention only and within the limits of Client's instructions, if any. The Company's sole responsibility is to its Client and this document does not exonerate parties to a transaction from exercising all their rights and obligations under the transaction documents. This document cannot be reproduced except in full, without prior written approval of the Company. Any unauthorized alteration, forgery or falsification of the content or appearance of this document is unlawful and offenders may be prosecuted to the fullest extent of the law.



Date: 2015/6/4

### Dipole 5600 MHz\_SN:1023\_Body

Communication System: UID 0, CW; Frequency: 5600 MHz

Medium parameters used:  $f = 5600$  MHz;  $\sigma = 5.99$  S/m;  $\epsilon_r = 46.587$ ;  $\rho = 1000$  kg/m<sup>3</sup>

Phantom section: Flat Section

DASY5 Configuration:

- Probe: EX3DV4 - SN3770; ConvF(4.03, 4.03, 4.03); Calibrated: 2015/4/28;
- Sensor-Surface: 2mm (Mechanical Surface Detection)
- Electronics: DAE4 Sn856; Calibrated: 2014/8/27
- Phantom: Body
- DASY52 52.8.8(1222); SEMCAD X 14.6.10(7331)

**Configuration/Pin=100mW/Area Scan (51x51x1):** Interpolated grid: dx=10 mm, dy=10 mm

Maximum value of SAR (interpolated) = 16.1 W/kg


**Configuration/Pin=100mW/Zoom Scan (7x7x12)/Cube 0:** Measurement grid: dx=4mm, dy=4mm, dz=2mm

Reference Value = 53.98 V/m; Power Drift = -0.06 dB

Peak SAR (extrapolated) = 33.2 W/kg

**SAR(1 g) = 7.32 W/kg; SAR(10 g) = 2.01 W/kg**

Maximum value of SAR (measured) = 15.9 W/kg



0 dB = 15.9 W/kg = 12.01 dBW/kg

Unless otherwise stated the results shown in this test report refer only to the sample(s) tested and such sample(s) are retained for 90 days only.

除非另有說明，此報告結果僅對測試之樣品負責，同時此樣品僅保留90天。本報告未經本公司書面許可，不可部份複製。

This document is issued by the Company subject to its General Conditions of Service printed overleaf, available on request or accessible at [www.sgs.com/terms\\_and\\_conditions.htm](http://www.sgs.com/terms_and_conditions.htm) and, for electronic format documents, subject to Terms and Conditions for Electronic Documents at [www.sgs.com/terms\\_e-document.htm](http://www.sgs.com/terms_e-document.htm). Attention is drawn to the limitation of liability, indemnification and jurisdiction issues defined therein. Any holder of this document is advised that information contained hereon reflects the Company's findings at the time of its intervention only and within the limits of Client's instructions, if any. The Company's sole responsibility is to its Client and this document does not exonerate parties to a transaction from exercising all their rights and obligations under the transaction documents. This document cannot be reproduced except in full, without prior written approval of the Company. Any unauthorized alteration, forgery or falsification of the content or appearance of this document is unlawful and offenders may be prosecuted to the fullest extent of the law.

Date: 2015/6/1

### Dipole 5800 MHz\_SN:1023\_Body

Communication System: CW; Frequency: 5800 MHz

Medium parameters used:  $f = 5800$  MHz;  $\sigma = 6.21$  S/m;  $\epsilon_r = 46.008$ ;  $\rho = 1000$  kg/m<sup>3</sup>

Phantom section: Flat Section

DASY5 Configuration:

- Probe: EX3DV4 - SN3770; ConvF(4.33, 4.33, 4.33); Calibrated: 2015/4/28;
- Sensor-Surface: 2mm (Mechanical Surface Detection)
- Electronics: DAE4 Sn856; Calibrated: 2014/8/27
- Phantom: Body
- DASY52 52.8.8(1222); SEMCAD X 14.6.10(7331)

**Configuration/Pin=100mW/Area Scan (51x51x1):** Interpolated grid: dx=10 mm, dy=10 mm

Maximum value of SAR (interpolated) = 17.4 W/kg

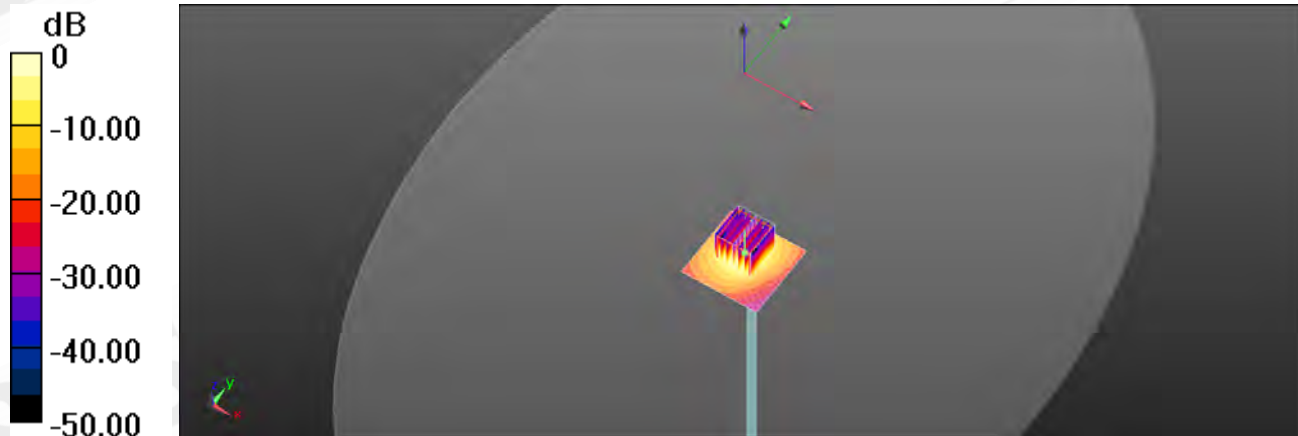
**Configuration/Pin=100mW/Zoom Scan (7x7x12)/Cube 0:** Measurement grid: dx=4mm, dy=4mm, dz=2mm

Reference Value = 48.47 V/m; Power Drift = -0.01 dB

Peak SAR (extrapolated) = 38.2 W/kg

**SAR(1 g) = 8.04 W/kg; SAR(10 g) = 2.2 W/kg**

Maximum value of SAR (measured) = 17.7 W/kg



0 dB = 17.7 W/kg = 12.48 dBW/kg

Unless otherwise stated the results shown in this test report refer only to the sample(s) tested and such sample(s) are retained for 90 days only.

除非另有說明，此報告結果僅對測試之樣品負責，同時此樣品僅保留90天。本報告未經本公司書面許可，不可部份複製。

This document is issued by the Company subject to its General Conditions of Service printed overleaf, available on request or accessible at [www.sgs.com/terms\\_and\\_conditions.htm](http://www.sgs.com/terms_and_conditions.htm) and, for electronic format documents, subject to Terms and Conditions for Electronic Documents at [www.sgs.com/terms\\_e-document.htm](http://www.sgs.com/terms_e-document.htm). Attention is drawn to the limitation of liability, indemnification and jurisdiction issues defined therein. Any holder of this document is advised that information contained hereon reflects the Company's findings at the time of its intervention only and within the limits of Client's instructions, if any. The Company's sole responsibility is to its Client and this document does not exonerate parties to a transaction from exercising all their rights and obligations under the transaction documents. This document cannot be reproduced except in full, without prior written approval of the Company. Any unauthorized alteration, forgery or falsification of the content or appearance of this document is unlawful and offenders may be prosecuted to the fullest extent of the law.

## 7. DAE & Probe Calibration Certificate

Calibration Laboratory of  
Schmid & Partner  
Engineering AG  
Zeughausstrasse 43, 8004 Zurich, Switzerland



S Schweizerischer Kalibrierdienst  
C Service suisse d'étalonnage  
S Servizio svizzero di taratura  
S Swiss Calibration Service

Accredited by the Swiss Accreditation Service (SAS)  
The Swiss Accreditation Service is one of the signatories to the EA  
Multilateral Agreement for the recognition of calibration certificates

Accreditation No : SCS 108

Client SGS - TW (Auden)

Certificate No: DAE4-856\_Aug14

### CALIBRATION CERTIFICATE

Object: DAE4 - SD 000 D04 BM - SN: 856  
Calibration procedure(s): QA CAL-06.v28  
Calibration procedure for the data acquisition electronics (DAE)  
Calibration date: August 27, 2014

This calibration certificate documents the traceability to national standards, which realize the physical units of measurements (SI).  
The measurements and the uncertainties with confidence probability are given on the following pages and are part of the certificate.

All calibrations have been conducted in the closed laboratory facility: environment temperature (22 ± 3)°C and humidity < 70%.

Calibration Equipment used (MSTE critical for calibration)

Primary Standards	ID #	Cal. Date / Certificate No.	Scheduled Calibration
Keithley Multimeter Type 2007	SN: 0810278	01-Oct-13 (No. 13978)	Oct-14
Secondary Standards	ID #	Check Date (in house)	Scheduled Check
Auto DAE Calibrator Unit	SE LMS 053 AA 1001	07-Jan-14 (in house check)	In house check, Jan-15
Calibrator Box V2.1	SE LMS 005 AA 1002	07-Jan-14 (in house check)	In house check, Jan-15

Calibrated by: Dominique Saeber, Technician, Signature  
Approved by: Fin Baumgartner, Deputy Technical Manager, Signature

Issued: August 27, 2014

This calibration certificate shall not be reproduced except in full without written approval of the laboratory.

Certificate No: DAE4-856\_Aug14

Page 1 of 5

Unless otherwise stated the results shown in this test report refer only to the sample(s) tested and such sample(s) are retained for 90 days only.

除非另有說明，此報告結果僅對測試之樣品負責，同時此樣品僅保留90天。本報告未經本公司書面許可，不可部份複製。

This document is issued by the Company subject to its General Conditions of Service printed overleaf, available on request or accessible at [www.sgs.com/terms\\_and\\_conditions.htm](http://www.sgs.com/terms_and_conditions.htm) and, for electronic format documents, subject to Terms and Conditions for Electronic Documents at [www.sgs.com/terms\\_e-document.htm](http://www.sgs.com/terms_e-document.htm). Attention is drawn to the limitation of liability, indemnification and jurisdiction issues defined therein. Any holder of this document is advised that information contained hereon reflects the Company's findings at the time of its intervention only and within the limits of Client's instructions, if any. The Company's sole responsibility is to its Client and this document does not exonerate parties to a transaction from exercising all their rights and obligations under the transaction documents. This document cannot be reproduced except in full, without prior written approval of the Company. Any unauthorized alteration, forgery or falsification of the content or appearance of this document is unlawful and offenders may be prosecuted to the fullest extent of the law.

**Calibration Laboratory of  
Schmid & Partner  
Engineering AG**  
Zaughausstrasse 43, 8004 Zurich, Switzerland



**S** Schweizerischer Kalibrierdienst  
**C** Service suisse d'étalonnage  
**S** Servizio svizzero di taratura  
**S** Swiss Calibration Service

Accredited by the Swiss Accreditation Service (SAS)  
The Swiss Accreditation Service is one of the signatories to the EA  
Multilateral Agreement for the recognition of calibration certificates

Accreditation No.: **SCS 108**

### Glossary

**DAE** data acquisition electronics  
**Connector angle** information used in DASY system to align probe sensor X to the robot coordinate system.

### Methods Applied and Interpretation of Parameters

- **DC Voltage Measurement:** Calibration Factor assessed for use in DASY system by comparison with a calibrated instrument traceable to national standards. The figure given corresponds to the full scale range of the voltmeter in the respective range.
- **Connector angle:** The angle of the connector is assessed measuring the angle mechanically by a tool inserted. Uncertainty is not required.
- The following parameters as documented in the Appendix contain technical information as a result from the performance test and require no uncertainty.
  - **DC Voltage Measurement Linearity:** Verification of the Linearity at +10% and -10% of the nominal calibration voltage. Influence of offset voltage is included in this measurement.
  - **Common mode sensitivity:** Influence of a positive or negative common mode voltage on the differential measurement.
  - **Channel separation:** Influence of a voltage on the neighbor channels not subject to an input voltage.
  - **AD Converter Values with inputs shorted:** Values on the internal AD converter corresponding to zero input voltage
  - **Input Offset Measurement:** Output voltage and statistical results over a large number of zero voltage measurements.
  - **Input Offset Current:** Typical value for information; Maximum channel input offset current, not considering the input resistance.
  - **Input resistance:** Typical value for information; DAE input resistance at the connector, during internal auto-zeroing and during measurement.
  - **Low Battery Alarm Voltage:** Typical value for information. Below this voltage, a battery alarm signal is generated.
  - **Power consumption:** Typical value for information. Supply currents in various operating modes.

Unless otherwise stated the results shown in this test report refer only to the sample(s) tested and such sample(s) are retained for 90 days only.

除非另有說明，此報告結果僅對測試之樣品負責，同時此樣品僅保留90天。本報告未經本公司書面許可，不可部份複製。

This document is issued by the Company subject to its General Conditions of Service printed overleaf, available on request or accessible at [www.sgs.com/terms\\_and\\_conditions.htm](http://www.sgs.com/terms_and_conditions.htm) and, for electronic format documents, subject to Terms and Conditions for Electronic Documents at [www.sgs.com/terms\\_e-document.htm](http://www.sgs.com/terms_e-document.htm). Attention is drawn to the limitation of liability, indemnification and jurisdiction issues defined therein. Any holder of this document is advised that information contained hereon reflects the Company's findings at the time of its intervention only and within the limits of Client's instructions, if any. The Company's sole responsibility is to its Client and this document does not exonerate parties to a transaction from exercising all their rights and obligations under the transaction documents. This document cannot be reproduced except in full, without prior written approval of the Company. Any unauthorized alteration, forgery or falsification of the content or appearance of this document is unlawful and offenders may be prosecuted to the fullest extent of the law.

### DC Voltage Measurement

A/D - Converter Resolution nominal

High Range: 1LSB = 6.11 $\mu$ V, full range = -100...+500 mV

Low Range: 1LSB = 61nV, full range = -1...+3mV

DASY measurement parameters: Auto Zero Time: 3 sec; Measuring time: 3 sec

Calibration Factors	X	Y	Z
High Range	403.468 ± 0.02% (k=2)	404.581 ± 0.02% (k=2)	403.903 ± 0.02% (k=2)
Low Range	3.97681 ± 1.50% (k=2)	3.97783 ± 1.50% (k=2)	3.97815 ± 1.50% (k=2)

### Connector Angle

Connector Angle to be used in DASY system	52.5° ± 1°
---	------------

Unless otherwise stated the results shown in this test report refer only to the sample(s) tested and such sample(s) are retained for 90 days only.

除非另有說明，此報告結果僅對測試之樣品負責，同時此樣品僅保留90天。本報告未經本公司書面許可，不可部份複製。

This document is issued by the Company subject to its General Conditions of Service printed overleaf, available on request or accessible at [www.sgs.com/terms\\_and\\_conditions.htm](http://www.sgs.com/terms_and_conditions.htm) and, for electronic format documents, subject to Terms and Conditions for Electronic Documents at [www.sgs.com/terms\\_e-document.htm](http://www.sgs.com/terms_e-document.htm). Attention is drawn to the limitation of liability, indemnification and jurisdiction issues defined therein. Any holder of this document is advised that information contained hereon reflects the Company's findings at the time of its intervention only and within the limits of Client's instructions, if any. The Company's sole responsibility is to its Client and this document does not exonerate parties to a transaction from exercising all their rights and obligations under the transaction documents. This document cannot be reproduced except in full, without prior written approval of the Company. Any unauthorized alteration, forgery or falsification of the content or appearance of this document is unlawful and offenders may be prosecuted to the fullest extent of the law.

## Appendix (Additional assessments outside the scope of SCS108)

### 1. DC Voltage Linearity

High Range	Reading ( $\mu\text{V}$ )	Difference ( $\mu\text{V}$ )	Error (%)
Channel X + Input	199998.33	0.84	0.00
Channel X + Input	19998.90	-2.25	-0.01
Channel X - Input	-20000.45	0.34	-0.00
Channel Y + Input	199999.95	0.95	0.00
Channel Y + Input	19997.51	-3.82	-0.02
Channel Y - Input	-20000.77	0.07	-0.00
Channel Z + Input	199997.26	-0.19	-0.00
Channel Z + Input	19997.65	-3.57	-0.02
Channel Z - Input	-20002.47	-1.55	0.01

Low Range	Reading ( $\mu\text{V}$ )	Difference ( $\mu\text{V}$ )	Error (%)
Channel X + Input	2001.05	-0.05	-0.00
Channel X + Input	200.34	0.80	0.40
Channel X - Input	-198.31	0.26	-0.13
Channel Y + Input	2001.39	0.26	0.01
Channel Y + Input	201.08	-0.36	-0.18
Channel Y - Input	-199.24	-0.78	0.39
Channel Z + Input	2000.92	-0.18	-0.01
Channel Z + Input	200.25	-1.22	-0.60
Channel Z - Input	-199.91	-1.47	0.74

### 2. Common mode sensitivity

DASY measurement parameters: Auto Zero Time: 3 sec; Measuring time: 3 sec

	Common mode Input Voltage (mV)	High Range Average Reading ( $\mu\text{V}$ )	Low Range Average Reading ( $\mu\text{V}$ )
Channel X	200	-14.75	-16.42
	-200	17.19	15.88
Channel Y	200	-2.17	-2.25
	-200	0.90	0.51
Channel Z	200	10.27	10.05
	-200	-13.06	-13.03

### 3. Channel separation

DASY measurement parameters: Auto Zero Time: 3 sec; Measuring time: 3 sec

	Input Voltage (mV)	Channel X ( $\mu\text{V}$ )	Channel Y ( $\mu\text{V}$ )	Channel Z ( $\mu\text{V}$ )
Channel X	200	-	2.81	-1.15
Channel Y	200	7.99	-	3.07
Channel Z	200	8.55	5.24	-

Unless otherwise stated the results shown in this test report refer only to the sample(s) tested and such sample(s) are retained for 90 days only.

除非另有說明，此報告結果僅對測試之樣品負責，同時此樣品僅保留90天。本報告未經本公司書面許可，不可部份複製。

This document is issued by the Company subject to its General Conditions of Service printed overleaf, available on request or accessible at [www.sgs.com/terms\\_and\\_conditions.htm](http://www.sgs.com/terms_and_conditions.htm) and, for electronic format documents, subject to Terms and Conditions for Electronic Documents at [www.sgs.com/terms\\_e-document.htm](http://www.sgs.com/terms_e-document.htm). Attention is drawn to the limitation of liability, indemnification and jurisdiction issues defined therein. Any holder of this document is advised that information contained hereon reflects the Company's findings at the time of its intervention only and within the limits of Client's instructions, if any. The Company's sole responsibility is to its Client and this document does not exonerate parties to a transaction from exercising all their rights and obligations under the transaction documents. This document cannot be reproduced except in full, without prior written approval of the Company. Any unauthorized alteration, forgery or falsification of the content or appearance of this document is unlawful and offenders may be prosecuted to the fullest extent of the law.

#### 4. AD-Converter Values with Inputs shorted

DASY measurement parameters: Auto Zero Time: 3 sec; Measuring time: 3 sec;

	High Range (LSB)	Low Range (LSB)
Channel X	16226	16620
Channel Y	15942	16809
Channel Z	15875	16811

#### 5. Input Offset Measurement

DASY measurement parameters: Auto Zero Time: 3 sec; Measuring time: 3 sec;  
Input 10M $\Omega$

	Average ( $\mu$ V)	min. Offset ( $\mu$ V)	max. Offset ( $\mu$ V)	Std. Deviation ( $\mu$ V)
Channel X	0.72	-0.77	1.88	0.38
Channel Y	-0.24	-1.07	1.48	0.42
Channel Z	-0.98	-2.01	0.07	0.40

#### 6. Input Offset Current

Nominal input circuitry offset current on all channels: <math>\leq 25\text{nA}</math>

#### 7. Input Resistance (Typical values for information)

	Zeroing (k $\Omega$ m)	Measuring (M $\Omega$ m)
Channel X	200	200
Channel Y	200	200
Channel Z	200	200

#### 8. Low Battery Alarm Voltage (Typical values for information)

Typical values	Alarm Level (VDC)
Supply (+ Vcc)	+7.8
Supply (- Vcc)	-7.8

#### 9. Power Consumption (Typical values for information)

Typical values	Switched off (mA)	Stand by (mA)	Transmitting (mA)
Supply (+ Vcc)	+0.01	+8	+14
Supply (- Vcc)	-0.01	-8	-9

Unless otherwise stated the results shown in this test report refer only to the sample(s) tested and such sample(s) are retained for 90 days only.

除非另有說明，此報告結果僅對測試之樣品負責，同時此樣品僅保留90天。本報告未經本公司書面許可，不可部份複製。

This document is issued by the Company subject to its General Conditions of Service printed overleaf, available on request or accessible at [www.sgs.com/terms\\_and\\_conditions.htm](http://www.sgs.com/terms_and_conditions.htm) and, for electronic format documents, subject to Terms and Conditions for Electronic Documents at [www.sgs.com/terms\\_e-document.htm](http://www.sgs.com/terms_e-document.htm). Attention is drawn to the limitation of liability, indemnification and jurisdiction issues defined therein. Any holder of this document is advised that information contained hereon reflects the Company's findings at the time of its intervention only and within the limits of Client's instructions, if any. The Company's sole responsibility is to its Client and this document does not exonerate parties to a transaction from exercising all their rights and obligations under the transaction documents. This document cannot be reproduced except in full, without prior written approval of the Company. Any unauthorized alteration, forgery or falsification of the content or appearance of this document is unlawful and offenders may be prosecuted to the fullest extent of the law.

**Calibration Laboratory of  
Schmid & Partner  
Engineering AG**  
Zeughausstrasse 43, 8004 Zurich, Switzerland



**S** Schweizerischer Kalibrierdienst  
**C** Service suisse d'étalonnage  
**S** Servizio svizzero di taratura  
**S** Swiss Calibration Service

Accredited by the Swiss Accreditation Service (SAS)  
The Swiss Accreditation Service is one of the signatories to the EA  
Multilateral Agreement for the recognition of calibration certificates

Accreditation No.: **SCS 0108**

Client **SGS-TW (Auden)**

Certificate No: **DAE4-1374\_May15**

## CALIBRATION CERTIFICATE

Object: **DAE4 - SD 000 D04 BM - SN: 1374**

Calibration procedure(s): **QA CAL-06.v29  
Calibration procedure for the data acquisition electronics (DAE)**

Calibration date: **May 06, 2015**

This calibration certificate documents the traceability to national standards, which realize the physical units of measurements (SI).  
The measurements and the uncertainties with confidence probability are given on the following pages and are part of the certificate.

All calibrations have been conducted in the closed laboratory facility: environment temperature (22 ± 3)°C and humidity < 70%.

Calibration Equipment used (M&TE critical for calibration)

Primary Standards	ID #	Cal Date (Certificate No.)	Scheduled Calibration
Keithley Multimeter Type 2001	SN: 0810278	03-Oct-14 (No:15573)	Oct-15
Secondary Standards	ID #	Check Date (in house)	Scheduled Check
Auto DAE Calibration Unit	SE UWS 053 AA 1001	06-Jan-15 (in house check)	In house check: Jan-16
Calibrator Box V2.1	SE UMS 006 AA 1002	06-Jan-15 (in house check)	In house check: Jan-16

Calibrated by: **Name: R.Mayoraz, Function: Technician, Signature: [Signature]**

Approved by: **Name: Fin Bomholt, Function: Deputy Technical Manager, Signature: [Signature]**

Issued: May 6, 2015

This calibration certificate shall not be reproduced except in full without written approval of the laboratory.

Unless otherwise stated the results shown in this test report refer only to the sample(s) tested and such sample(s) are retained for 90 days only.

除非另有說明，此報告結果僅對測試之樣品負責，同時此樣品僅保留90天。本報告未經本公司書面許可，不可部份複製。

This document is issued by the Company subject to its General Conditions of Service printed overleaf, available on request or accessible at [www.sgs.com/terms\\_and\\_conditions.htm](http://www.sgs.com/terms_and_conditions.htm) and, for electronic format documents, subject to Terms and Conditions for Electronic Documents at [www.sgs.com/terms\\_e-document.htm](http://www.sgs.com/terms_e-document.htm). Attention is drawn to the limitation of liability, indemnification and jurisdiction issues defined therein. Any holder of this document is advised that information contained hereon reflects the Company's findings at the time of its intervention only and within the limits of Client's instructions, if any. The Company's sole responsibility is to its Client and this document does not exonerate parties to a transaction from exercising all their rights and obligations under the transaction documents. This document cannot be reproduced except in full, without prior written approval of the Company. Any unauthorized alteration, forgery or falsification of the content or appearance of this document is unlawful and offenders may be prosecuted to the fullest extent of the law.



**Calibration Laboratory of  
Schmid & Partner  
Engineering AG**  
Zeughausstrasse 43, 8004 Zurich, Switzerland



S Schweizerischer Kalibrierdienst  
S Service suisse d'étalonnage  
S Servizio svizzero di taratura  
S Swiss Calibration Service

Accredited by the Swiss Accreditation Service (SAS)  
The Swiss Accreditation Service is one of the signatories to the EA  
Multilateral Agreement for the recognition of calibration certificates

Accreditation No.: SCS 0108

## Glossary

DAE data acquisition electronics  
Connector angle information used in DASY system to align probe sensor X to the robot coordinate system.

## Methods Applied and Interpretation of Parameters

- **DC Voltage Measurement:** Calibration Factor assessed for use in DASY system by comparison with a calibrated instrument traceable to national standards. The figure given corresponds to the full scale range of the voltmeter in the respective range.
- **Connector angle:** The angle of the connector is assessed measuring the angle mechanically by a tool inserted. Uncertainty is not required.
- The following parameters as documented in the Appendix contain technical information as a result from the performance test and require no uncertainty.
  - **DC Voltage Measurement Linearity:** Verification of the Linearity at +10% and -10% of the nominal calibration voltage. Influence of offset voltage is included in this measurement.
  - **Common mode sensitivity:** Influence of a positive or negative common mode voltage on the differential measurement.
  - **Channel separation:** Influence of a voltage on the neighbor channels not subject to an input voltage.
  - **AD Converter Values with inputs shorted:** Values on the internal AD converter corresponding to zero input voltage
  - **Input Offset Measurement:** Output voltage and statistical results over a large number of zero voltage measurements.
  - **Input Offset Current:** Typical value for information; Maximum channel input offset current, not considering the input resistance.
  - **Input resistance:** Typical value for information: DAE input resistance at the connector, during internal auto-zeroing and during measurement.
  - **Low Battery Alarm Voltage:** Typical value for information. Below this voltage, a battery alarm signal is generated.
  - **Power consumption:** Typical value for information. Supply currents in various operating modes.

Unless otherwise stated the results shown in this test report refer only to the sample(s) tested and such sample(s) are retained for 90 days only.

除非另有說明，此報告結果僅對測試之樣品負責，同時此樣品僅保留90天。本報告未經本公司書面許可，不可部份複製。

This document is issued by the Company subject to its General Conditions of Service printed overleaf, available on request or accessible at [www.sgs.com/terms\\_and\\_conditions.htm](http://www.sgs.com/terms_and_conditions.htm) and, for electronic format documents, subject to Terms and Conditions for Electronic Documents at [www.sgs.com/terms\\_e-document.htm](http://www.sgs.com/terms_e-document.htm). Attention is drawn to the limitation of liability, indemnification and jurisdiction issues defined therein. Any holder of this document is advised that information contained hereon reflects the Company's findings at the time of its intervention only and within the limits of Client's instructions, if any. The Company's sole responsibility is to its Client and this document does not exonerate parties to a transaction from exercising all their rights and obligations under the transaction documents. This document cannot be reproduced except in full, without prior written approval of the Company. Any unauthorized alteration, forgery or falsification of the content or appearance of this document is unlawful and offenders may be prosecuted to the fullest extent of the law.

**DC Voltage Measurement**

A/D - Converter Resolution nominal

High Range: 1LSB = 6.1 $\mu$ V, full range = -100...+300 mV  
Low Range: 1LSB = 61nV, full range = -1.....+3mV

DASY measurement parameters: Auto Zero Time: 3 sec; Measuring time: 3 sec

Calibration Factors	X	Y	Z
High Range	405.241 $\pm$ 0.02% (k=2)	405.484 $\pm$ 0.02% (k=2)	405.011 $\pm$ 0.02% (k=2)
Low Range	4.00963 $\pm$ 1.50% (k=2)	4.00018 $\pm$ 1.50% (k=2)	3.98770 $\pm$ 1.50% (k=2)

**Connector Angle**

Connector Angle to be used in DASY system	245.0 $\pm$ 1 $^{\circ}$
---	--------------------------

Unless otherwise stated the results shown in this test report refer only to the sample(s) tested and such sample(s) are retained for 90 days only.

除非另有說明，此報告結果僅對測試之樣品負責，同時此樣品僅保留90天。本報告未經本公司書面許可，不可部份複製。

This document is issued by the Company subject to its General Conditions of Service printed overleaf, available on request or accessible at [www.sgs.com/terms\\_and\\_conditions.htm](http://www.sgs.com/terms_and_conditions.htm) and, for electronic format documents, subject to Terms and Conditions for Electronic Documents at [www.sgs.com/terms\\_e-document.htm](http://www.sgs.com/terms_e-document.htm). Attention is drawn to the limitation of liability, indemnification and jurisdiction issues defined therein. Any holder of this document is advised that information contained hereon reflects the Company's findings at the time of its intervention only and within the limits of Client's instructions, if any. The Company's sole responsibility is to its Client and this document does not exonerate parties to a transaction from exercising all their rights and obligations under the transaction documents. This document cannot be reproduced except in full, without prior written approval of the Company. Any unauthorized alteration, forgery or falsification of the content or appearance of this document is unlawful and offenders may be prosecuted to the fullest extent of the law.

**Appendix (Additional assessments outside the scope of SCS0108)**
**1. DC Voltage Linearity**

High Range	Reading ( $\mu\text{V}$ )	Difference ( $\mu\text{V}$ )	Error (%)
Channel X + Input	200027.58	-3.42	-0.00
Channel X + Input	20005.73	2.63	0.01
Channel X - Input	-20003.18	3.04	-0.02
Channel Y + Input	200027.12	-3.98	-0.00
Channel Y - Input	-20006.98	-0.59	0.00
Channel Z + Input	200031.31	-0.10	-0.00
Channel Z + Input	20000.66	-2.25	-0.01
Channel Z - Input	-20008.41	-1.94	0.01

Low Range	Reading ( $\mu\text{V}$ )	Difference ( $\mu\text{V}$ )	Error (%)
Channel X + Input	1999.56	-0.09	-0.00
Channel X + Input	199.64	0.05	0.02
Channel X - Input	-201.87	-1.56	0.78
Channel Y + Input	1999.63	0.03	0.00
Channel Y + Input	198.55	-0.89	-0.45
Channel Y - Input	-201.10	-0.69	0.35
Channel Z + Input	2000.11	0.64	0.03
Channel Z + Input	197.27	-2.23	-1.12
Channel Z - Input	-202.39	-1.99	0.99

**2. Common mode sensitivity**

DASy measurement parameters: Auto Zero Time: 3 sec; Measuring time: 3 sec

	Common mode Input Voltage (mV)	High Range Average Reading ( $\mu\text{V}$ )	Low Range Average Reading ( $\mu\text{V}$ )
Channel X	200	-6.38	-8.61
	-200	9.68	7.55
Channel Y	200	3.79	3.72
	-200	-5.43	-6.05
Channel Z	200	-15.24	-15.61
	-200	12.53	12.72

**3. Channel separation**

DASy measurement parameters: Auto Zero Time: 3 sec; Measuring time: 3 sec

	Input Voltage (mV)	Channel X ( $\mu\text{V}$ )	Channel Y ( $\mu\text{V}$ )	Channel Z ( $\mu\text{V}$ )
Channel X	200	-	6.28	-2.15
Channel Y	200	9.34	-	7.43
Channel Z	200	9.24	6.77	-

Unless otherwise stated the results shown in this test report refer only to the sample(s) tested and such sample(s) are retained for 90 days only.

除非另有說明，此報告結果僅對測試之樣品負責，同時此樣品僅保留90天。本報告未經本公司書面許可，不可部份複製。

 This document is issued by the Company subject to its General Conditions of Service printed overleaf, available on request or accessible at [www.sgs.com/terms\\_and\\_conditions.htm](http://www.sgs.com/terms_and_conditions.htm) and, for electronic format documents, subject to Terms and Conditions for Electronic Documents at [www.sgs.com/terms\\_e-document.htm](http://www.sgs.com/terms_e-document.htm). Attention is drawn to the limitation of liability, indemnification and jurisdiction issues defined therein. Any holder of this document is advised that information contained hereon reflects the Company's findings at the time of its intervention only and within the limits of Client's instructions, if any. The Company's sole responsibility is to its Client and this document does not exonerate parties to a transaction from exercising all their rights and obligations under the transaction documents. This document cannot be reproduced except in full, without prior written approval of the Company. Any unauthorized alteration, forgery or falsification of the content or appearance of this document is unlawful and offenders may be prosecuted to the fullest extent of the law.

**4. AD-Converter Values with inputs shorted**

DASY measurement parameters: Auto Zero Time: 3 sec; Measuring time: 3 sec

	High Range (LSB)	Low Range (LSB)
Channel X	16120	15044
Channel Y	15972	15769
Channel Z	16364	15426

**5. Input Offset Measurement**

DASY measurement parameters: Auto Zero Time: 3 sec; Measuring time: 3 sec  
Input 10MΩ

	Average (μV)	min. Offset (μV)	max. Offset (μV)	Std. Deviation (μV)
Channel X	-0.68	-1.85	0.72	0.51
Channel Y	-1.37	-2.25	-0.26	0.36
Channel Z	1.05	-0.13	2.45	0.53

**6. Input Offset Current**

Nominal Input circuitry offset current on all channels: <25fA

**7. Input Resistance** (Typical values for information)

	Zeroing (kOhm)	Measuring (MOhm)
Channel X	200	200
Channel Y	200	200
Channel Z	200	200

**8. Low Battery Alarm Voltage** (Typical values for information)

Typical values	Alarm Level (VDC)
Supply (+ Vcc)	+7.9
Supply (- Vcc)	-7.6

**9. Power Consumption** (Typical values for information)

Typical values	Switched off (mA)	Stand by (mA)	Transmitting (mA)
Supply (+ Vcc)	+0.01	+6	+14
Supply (- Vcc)	-0.01	-8	-9

**Calibration Laboratory of  
Schmid & Partner  
Engineering AG**  
Zeughausstrasse 43, 8004 Zurich, Switzerland



**SCS** Schweizerischer Kalibrierdienst  
Service suisse d'étalonnage  
Servizio svizzero di taratura  
Swiss Calibration Service

Accredited by the Swiss Accreditation Service (BAE)  
The Swiss Accreditation Service is one of the signatories to the EA  
Multilateral Agreement for the recognition of calibration certificates

Accreditation No.: **SCS 108**

Client: **SGS-TW (Auder)**

Certificate No.: **EX3-3923\_Aug14**

## CALIBRATION CERTIFICATE

Object: **EX3DV4 - SN:3923**

Calibration procedure(s): **QA CAL-01.v9, QA CAL-14.v4, QA CAL-23.v5, QA CAL-25.v6**  
Calibration procedure for dosimetric E-field probes

Calibration date: **August 28, 2014**

This calibration certificate documents the traceability to national standards, which realize the physical units of measurements (SI).  
The measurements and the uncertainties with confidence probability are given on the following pages and are part of the certificate.

All calibrations have been conducted in the closed laboratory facility: environment temperature (22 ± 3)°C and humidity = 70%.

Calibration Equipment used (M&PE critical for calibration)

Primary Standards	ID	Cal Date (Certificate No.)	Scheduled Calibration
Power meter E44199	GD41293874	03-Apr-14 (No. 217-01811)	Apr-15
Power sensor E4412A	MY41496097	03-Apr-14 (No. 217-01911)	Apr-15
Reference 3 dB Attenuator	SN: 55054 (3u)	03-Apr-14 (No. 217-01915)	Apr-15
Reference 20 dB Attenuator	SN: 55277 (20u)	03-Apr-14 (No. 217-01919)	Apr-15
Reference 30 dB Attenuator	SN: 55129 (30u)	03-Apr-14 (No. 217-01920)	Apr-15
Reference Probe E53DV2	SN: 3013	30-Dec-13 (No. E53-3013_Dec13)	Dec-14
DAE4	SN: 660	13-Dec-13 (No. DAE4-660_Dec13)	Dec-14
Secondary Standards	ID	Check Date (in house)	Scheduled Check
RF generator HP 8648C	US3052001700	4-Aug-08 (in house check Apr-13)	in house check: Apr-16
Network Analyzer HP 8753E	US37390565	18-Oct-01 (in house check Oct-13)	in house check: Oct-14

Calibrated by: **Steph E. Hovort** (Name), **Laboratory Technician** (Function), *[Signature]* (Signature)

Approved by: **Kathy Fellevo** (Name), **Technical Manager** (Function), *[Signature]* (Signature)

Issued: August 28, 2014

This calibration certificate shall not be reproduced except in full without written approval of the laboratory.

Certificate No: EX3-3923\_Aug14

Page 1 of 11

Unless otherwise stated the results shown in this test report refer only to the sample(s) tested and such sample(s) are retained for 90 days only.

除非另有說明，此報告結果僅對測試之樣品負責，同時此樣品僅保留90天。本報告未經本公司書面許可，不可部份複製。

This document is issued by the Company subject to its General Conditions of Service printed overleaf, available on request or accessible at [www.sgs.com/terms\\_and\\_conditions.htm](http://www.sgs.com/terms_and_conditions.htm) and, for electronic format documents, subject to Terms and Conditions for Electronic Documents at [www.sgs.com/terms\\_e-document.htm](http://www.sgs.com/terms_e-document.htm). Attention is drawn to the limitation of liability, indemnification and jurisdiction issues defined therein. Any holder of this document is advised that information contained hereon reflects the Company's findings at the time of its intervention only and within the limits of Client's instructions, if any. The Company's sole responsibility is to its Client and this document does not exonerate parties to a transaction from exercising all their rights and obligations under the transaction documents. This document cannot be reproduced except in full, without prior written approval of the Company. Any unauthorized alteration, forgery or falsification of the content or appearance of this document is unlawful and offenders may be prosecuted to the fullest extent of the law.

**Calibration Laboratory of**  
Schmid & Partner  
Engineering AG  
Zugstrasse 43, 8004 Zurich, Switzerland



**SCS** Schweizerischer Kalibrierdienst  
Service suisse d'étalonnage  
Servizio svizzero di taratura  
Swiss Calibration Service

Accredited by the Swiss Accreditation Service (SAS)  
The Swiss Accreditation Service is one of the signatories to the EIL  
Multilateral Agreement for the recognition of calibration certificates

Accreditation No.: **SCS 108**

**Glossary:**

TSL	tissue simulating liquid
NORM <sub>x,y,z</sub>	sensitivity in free space
ConvF	sensitivity in TSL / NORM <sub>x,y,z</sub>
DCP	diode compression point
CF	crest factor (1/duty_cycle) of the RF signal
A, B, C, D	modulation dependent linearization parameters
Polarization $\varphi$	$\varphi$ rotation around probe axis
Polarization $\theta$	$\theta$ rotation around an axis that is in the plane normal to probe axis (at measurement center), i.e., $\theta = 0$ is normal to probe axis
Connector Angle	information used in DASY system to align probe sensor X to the robot coordinate system

**Calibration is Performed According to the Following Standards:**

- a) IEEE Std 1528-2013, "IEEE Recommended Practice for Determining the Peak Spatial-Averaged Specific Absorption Rate (SAR) in the Human Head from Wireless Communications Devices: Measurement Techniques", June 2013
- b) IEC 62209-1, "Procedure to measure the Specific Absorption Rate (SAR) for hand-held devices used in close proximity to the ear (frequency range of 300 MHz to 3 GHz)", February 2005

**Methods Applied and Interpretation of Parameters:**

- **NORM<sub>x,y,z</sub>**: Assessed for E-field polarization  $\theta = 0$  ( $f \leq 100$  MHz in TEM-cell;  $f > 1000$  MHz: R22 waveguide). NORM<sub>x,y,z</sub> are only intermediate values, i.e., the uncertainties of NORM<sub>x,y,z</sub> does not affect the E-field uncertainty inside TSL (see below ConvF).
- **NORM(f)<sub>x,y,z</sub> = NORM<sub>x,y,z</sub> \* frequency\_response** (see Frequency Response Chart). This linearization is implemented in DASY4 software versions later than 4.2. The uncertainty of the frequency response is included in the stated uncertainty of ConvF.
- **DGP<sub>x,y,z</sub> / DCP**: DCP are numerical linearization parameters assessed based on the data of power sweep with CW signal (no uncertainty required), DCP does not depend on frequency nor media.
- **PAR**: PAR is the Peak to Average Ratio that is not calibrated but determined based on the signal characteristics.
- **A<sub>k</sub>, y, z; B<sub>k</sub>, y, z; C<sub>k</sub>, y, z; D<sub>k</sub>, y, z; VR<sub>k</sub>, y, z; A, B, C, D** are numerical linearization parameters assessed based on the data of power sweep for specific modulation signal. The parameters do not depend on frequency nor media. VR is the maximum calibration range expressed in RMS voltage across the diode.
- **ConvF and Boundary Effect Parameters**: Assessed in flat phantom using E-field (or Temperature Transfer Standard for  $f \leq 800$  MHz) and inside waveguide using analytical field distributions based on power measurements for  $f > 800$  MHz. The same setups are used for assessment of the parameters applied for boundary compensation (alpha, depth) of which typical uncertainty values are given. These parameters are used in DASY4 software to improve probe accuracy close to the boundary. The sensitivity in TSL corresponds to NORM<sub>x,y,z</sub> \* ConvF whereby the uncertainty corresponds to that given for ConvF. A frequency dependent ConvF is used in DASY version 4.4 and higher which allows extending the validity from  $\pm 50$  MHz to  $\pm 100$  MHz.
- **Spherical isotropy (3D deviation from isotropy)**:  $\eta$  is a field of low gradients realized using a flat phantom exposed by a patch antenna.
- **Sensor Offset**: The sensor offset corresponds to the offset of virtual measurement center from the probe tip (on probe axis). No tolerance required.
- **Connector Angle**: The angle is assessed using the information gained by determining the NORM<sub>x</sub> (no uncertainty required).

Unless otherwise stated the results shown in this test report refer only to the sample(s) tested and such sample(s) are retained for 90 days only.

除非另有說明，此報告結果僅對測試之樣品負責，同時此樣品僅保留90天。本報告未經本公司書面許可，不可部份複製。

This document is issued by the Company subject to its General Conditions of Service printed overleaf, available on request or accessible at [www.sgs.com/terms\\_and\\_conditions.htm](http://www.sgs.com/terms_and_conditions.htm) and, for electronic format documents, subject to Terms and Conditions for Electronic Documents at [www.sgs.com/terms\\_e-document.htm](http://www.sgs.com/terms_e-document.htm). Attention is drawn to the limitation of liability, indemnification and jurisdiction issues defined therein. Any holder of this document is advised that information contained hereon reflects the Company's findings at the time of its intervention only and within the limits of Client's instructions, if any. The Company's sole responsibility is to its Client and this document does not exonerate parties to a transaction from exercising all their rights and obligations under the transaction documents. This document cannot be reproduced except in full, without prior written approval of the Company. Any unauthorized alteration, forgery or falsification of the content or appearance of this document is unlawful and offenders may be prosecuted to the fullest extent of the law.

EX3DV4 - 3923

August 28, 2014

# Probe EX3DV4

SN:3923

Manufactured: March 8, 2013  
Calibrated: August 28, 2014

Calibrated for DASY/EASY Systems  
(Note: non-compatible with DASY2 system!)

Certificate No: EX3923\_Aug14

Page 2 of 11

Unless otherwise stated the results shown in this test report refer only to the sample(s) tested and such sample(s) are retained for 90 days only.

除非另有說明，此報告結果僅對測試之樣品負責，同時此樣品僅保留90天。本報告未經本公司書面許可，不可部份複製。

This document is issued by the Company subject to its General Conditions of Service printed overleaf, available on request or accessible at [www.sgs.com/terms\\_and\\_conditions.htm](http://www.sgs.com/terms_and_conditions.htm) and, for electronic format documents, subject to Terms and Conditions for Electronic Documents at [www.sgs.com/terms\\_e-document.htm](http://www.sgs.com/terms_e-document.htm). Attention is drawn to the limitation of liability, indemnification and jurisdiction issues defined therein. Any holder of this document is advised that information contained hereon reflects the Company's findings at the time of its intervention only and within the limits of Client's instructions, if any. The Company's sole responsibility is to its Client and this document does not exonerate parties to a transaction from exercising all their rights and obligations under the transaction documents. This document cannot be reproduced except in full, without prior written approval of the Company. Any unauthorized alteration, forgery or falsification of the content or appearance of this document is unlawful and offenders may be prosecuted to the fullest extent of the law.

EX3DV4- SN-3923

August 20 2014

## DASY/EASY - Parameters of Probe: EX3DV4 - SN:3923

### Basic Calibration Parameters

	Sensor X	Sensor Y	Sensor Z	Unc (k=2)
Norm. $(\mu V/(V/m))^2$ <sup>a</sup>	0.58	0.48	0.47	± 10.1 %
DCP (mV) <sup>b</sup>	99.2	102.2	103.3	

### Modulation Calibration Parameters

UID	Communication System Name		A dB	B dB/μV	C	D dB	VR mV	Unc <sup>c</sup> (k=2)
0	CW	X	0.0	0.0	1.0	0.00	132.9	±3.0 %
		Y	0.0	0.0	1.0		134.8	
		Z	0.0	0.0	1.0		135.0	

The reported uncertainty of measurement is stated as the standard uncertainty of measurement multiplied by the coverage factor k=2, which for a normal distribution corresponds to a coverage probability of approximately 95%.

<sup>a</sup> The uncertainties of Norm X, Y, Z do not affect the E-field uncertainty multi-TEC. (see Pages 5 and 6)

<sup>b</sup> Numerical modulation parameter; uncertainty not required.

<sup>c</sup> Uncertainty is determined using the max. deviation from linear response; applying rectangular distribution and is expressed for the square of the test value.

Unless otherwise stated the results shown in this test report refer only to the sample(s) tested and such sample(s) are retained for 90 days only.

除非另有說明，此報告結果僅對測試之樣品負責，同時此樣品僅保留90天。本報告未經本公司書面許可，不可部份複製。

This document is issued by the Company subject to its General Conditions of Service printed overleaf, available on request or accessible at [www.sgs.com/terms\\_and\\_conditions.htm](http://www.sgs.com/terms_and_conditions.htm) and, for electronic format documents, subject to Terms and Conditions for Electronic Documents at [www.sgs.com/terms\\_e-document.htm](http://www.sgs.com/terms_e-document.htm). Attention is drawn to the limitation of liability, indemnification and jurisdiction issues defined therein. Any holder of this document is advised that information contained hereon reflects the Company's findings at the time of its intervention only and within the limits of Client's instructions, if any. The Company's sole responsibility is to its Client and this document does not exonerate parties to a transaction from exercising all their rights and obligations under the transaction documents. This document cannot be reproduced except in full, without prior written approval of the Company. Any unauthorized alteration, forgery or falsification of the content or appearance of this document is unlawful and offenders may be prosecuted to the fullest extent of the law.



EX3DV4- SN:3923

August 28, 2014

### DASY/EASY - Parameters of Probe: EX3DV4 - SN:3923

#### Calibration Parameter Determined in Head Tissue Simulating Media

f (MHz) <sup>E</sup>	Relative Permittivity <sup>F</sup>	Conductivity (S/m) <sup>F</sup>	ConvF X	ConvF Y	ConvF Z	Alpha <sup>G</sup>	Depth <sup>G</sup> (mm)	Unct. (k=2)
750	41.9	0.89	10.91	10.91	10.91	0.25	1.16	± 12.0 %
835	41.5	0.90	10.48	10.48	10.48	0.27	1.07	± 12.0 %
900	41.5	0.87	10.26	10.26	10.26	0.17	1.53	± 12.0 %
1750	40.1	1.37	8.72	8.72	8.72	0.75	0.57	± 12.0 %
1900	40.0	1.40	8.42	8.42	8.42	0.45	0.77	± 12.0 %
2000	40.0	1.40	8.46	8.46	8.46	0.67	0.83	± 12.0 %
2300	39.5	1.67	8.02	8.02	8.02	0.35	0.86	± 12.0 %
2450	39.2	1.80	7.66	7.66	7.66	0.33	0.87	± 12.0 %
2600	39.0	1.96	7.41	7.41	7.41	0.35	0.86	± 12.0 %
5200	35.0	4.68	5.17	5.17	5.17	0.35	1.80	± 13.1 %
5300	35.9	4.76	4.99	4.99	4.99	0.35	1.80	± 13.1 %
5600	35.5	5.07	4.71	4.71	4.71	0.40	1.80	± 13.1 %
5800	35.3	5.27	4.67	4.67	4.67	0.40	1.80	± 13.1 %

<sup>E</sup> Frequency validity above 300 MHz of ± 100 MHz only applies for DASY v4.4 and higher (see Page 2), else it is restricted to ± 50 MHz. The uncertainty is the RSS of the ConvF uncertainty at calibration frequency and the uncertainty for the indicated frequency band. Frequency validity below 300 MHz is ± 10, 25, 40, 50 and 70 MHz for ConvF assessments at 90, 64, 125, 150 and 220 MHz respectively. Above 5 GHz frequency validity can be extended to ± 110 MHz.

<sup>F</sup> At frequencies below 3 GHz, the validity of tissue parameters (ε and σ) can be relaxed to ± 10% if specific compensation formula is applied to measured SAR values. At frequencies above 3 GHz, the validity of tissue parameters (ε and σ) is restricted to ± 5%. The uncertainty is the RSS of the ConvF uncertainty for indicated target tissue parameters.

<sup>G</sup> Alpha/Depth are determined during calibration. SPEAG warrants that the remaining deviation due to the boundary effect after compensation is always less than ± 1% for frequencies below 3 GHz and below ± 2% for frequencies between 3-6 GHz at any distance larger than half the probe tip diameter from the boundary.

Unless otherwise stated the results shown in this test report refer only to the sample(s) tested and such sample(s) are retained for 90 days only.

除非另有說明，此報告結果僅對測試之樣品負責，同時此樣品僅保留90天。本報告未經本公司書面許可，不可部份複製。

This document is issued by the Company subject to its General Conditions of Service printed overleaf, available on request or accessible at [www.sgs.com/terms\\_and\\_conditions.htm](http://www.sgs.com/terms_and_conditions.htm) and, for electronic format documents, subject to Terms and Conditions for Electronic Documents at [www.sgs.com/terms\\_e-document.htm](http://www.sgs.com/terms_e-document.htm). Attention is drawn to the limitation of liability, indemnification and jurisdiction issues defined therein. Any holder of this document is advised that information contained hereon reflects the Company's findings at the time of its intervention only and within the limits of Client's instructions, if any. The Company's sole responsibility is to its Client and this document does not exonerate parties to a transaction from exercising all their rights and obligations under the transaction documents. This document cannot be reproduced except in full, without prior written approval of the Company. Any unauthorized alteration, forgery or falsification of the content or appearance of this document is unlawful and offenders may be prosecuted to the fullest extent of the law.

EX3DV4- SN:3923

August 28, 2014

## DASY/EASY - Parameters of Probe: EX3DV4 - SN:3923

### Calibration Parameter Determined in Body Tissue Simulating Media

f (MHz) <sup>a</sup>	Relative Permittivity <sup>b</sup>	Conductivity (S/m) <sup>c</sup>	ConvF X	ConvF Y	ConvF Z	Alpha <sup>d</sup>	Depth <sup>e</sup> (mm)	Unc. (k=2)
750	55.5	0.96	10.29	10.29	10.29	0.30	1.04	± 12.0 %
835	55.2	0.97	10.32	10.32	10.32	0.55	0.76	± 12.0 %
900	55.0	1.05	10.04	10.04	10.04	0.44	0.88	± 12.0 %
1750	53.4	1.49	8.30	8.30	8.30	0.39	0.85	± 12.0 %
1900	53.5	1.52	8.03	8.03	8.03	0.30	0.95	± 12.0 %
2000	53.3	1.52	8.16	8.16	8.16	0.23	1.16	± 12.0 %
2300	52.9	1.81	7.76	7.76	7.76	0.44	0.77	± 12.0 %
2450	52.7	1.85	7.56	7.56	7.56	0.80	0.50	± 12.0 %
2600	52.5	2.18	7.36	7.36	7.36	0.80	0.50	± 12.0 %
5200	49.0	5.30	4.71	4.71	4.71	0.35	1.90	± 13.1 %
5300	48.9	5.42	4.58	4.58	4.58	0.35	1.90	± 13.1 %
5600	48.5	5.77	4.09	4.09	4.09	0.40	1.90	± 13.1 %
5800	48.2	6.00	4.33	4.33	4.33	0.40	1.90	± 13.1 %

<sup>a</sup> Frequency validity above 300 MHz of ± 100 MHz only applies for DASY v4.4 and higher (see Page 2), else it is restricted to ± 50 MHz. The uncertainty is the RSS of the ConvF uncertainty at calibration frequency and the uncertainty for the indicated frequency band. Frequency validity below 300 MHz is ± 10, 25, 40, 50 and 70 MHz for ConvF assumptions at 30, 54, 128, 150 and 220 MHz respectively. Above 6 GHz frequency validity can be extended to ± 110 MHz.

<sup>b</sup> At frequencies below 3 GHz, the validity of tissue parameters (ε and σ) can be relaxed to ± 10% if liquid compensation formula is applied to measured SAR values. At frequencies above 3 GHz, the validity of tissue parameters (ε and σ) is restricted to ± 5%. The uncertainty is the RSS of the ConvF uncertainty for indicated target tissue parameters.

<sup>c</sup> Alpha/Depth are determined during calibration. SPEAG warrants that the remaining deviation due to the boundary effect after compensation is always less than ± 1% for frequencies below 3 GHz and below ± 2% for frequencies between 3-6 GHz at any distance larger than half the (probe) diameter from the boundary.

Unless otherwise stated the results shown in this test report refer only to the sample(s) tested and such sample(s) are retained for 90 days only.

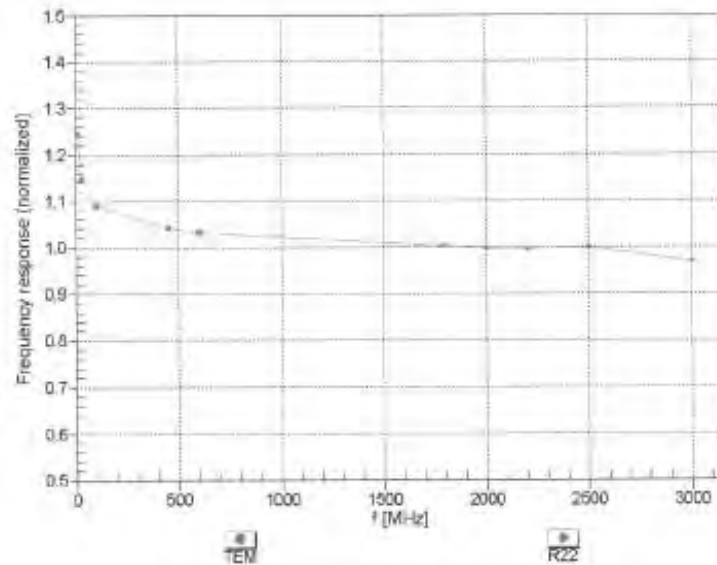
除非另有說明，此報告結果僅對測試之樣品負責，同時此樣品僅保留90天。本報告未經本公司書面許可，不可部份複製。

This document is issued by the Company subject to its General Conditions of Service printed overleaf, available on request or accessible at [www.sgs.com/terms\\_and\\_conditions.htm](http://www.sgs.com/terms_and_conditions.htm) and, for electronic format documents, subject to Terms and Conditions for Electronic Documents at [www.sgs.com/terms\\_e-document.htm](http://www.sgs.com/terms_e-document.htm). Attention is drawn to the limitation of liability, indemnification and jurisdiction issues defined therein. Any holder of this document is advised that information contained hereon reflects the Company's findings at the time of its intervention only and within the limits of Client's instructions, if any. The Company's sole responsibility is to its Client and this document does not exonerate parties to a transaction from exercising all their rights and obligations under the transaction documents. This document cannot be reproduced except in full, without prior written approval of the Company. Any unauthorized alteration, forgery or falsification of the content or appearance of this document is unlawful and offenders may be prosecuted to the fullest extent of the law.

EX3DV4- SN:3923

August 28, 2014

## Frequency Response of E-Field (TEM-Cell: ifi110 EXX, Waveguide: R22)



Uncertainty of Frequency Response of E-field:  $\pm 6.3\%$  (k=2)

Unless otherwise stated the results shown in this test report refer only to the sample(s) tested and such sample(s) are retained for 90 days only.

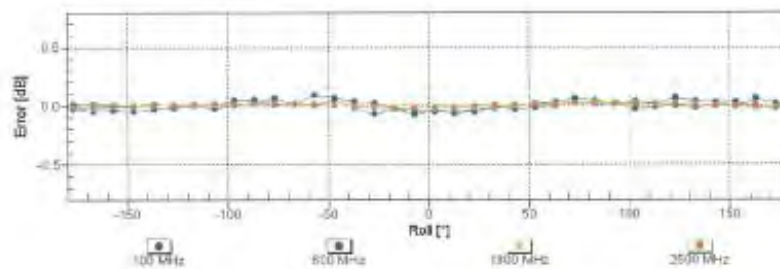
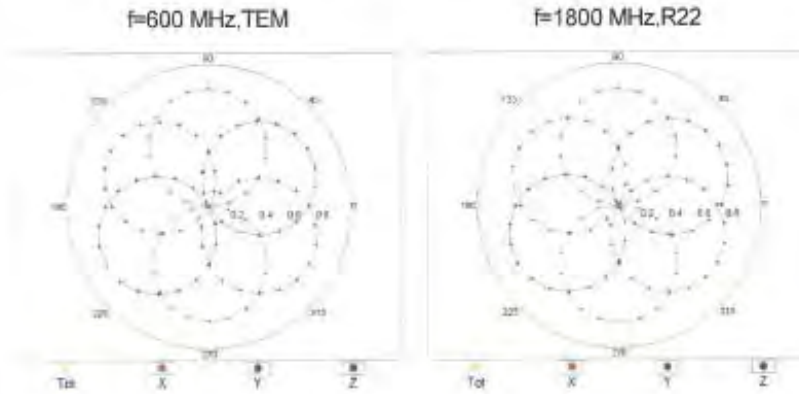
除非另有說明，此報告結果僅對測試之樣品負責，同時此樣品僅保留90天。本報告未經本公司書面許可，不可部份複製。

This document is issued by the Company subject to its General Conditions of Service printed overleaf, available on request or accessible at [www.sgs.com/terms\\_and\\_conditions.htm](http://www.sgs.com/terms_and_conditions.htm) and, for electronic format documents, subject to Terms and Conditions for Electronic Documents at [www.sgs.com/terms\\_e-document.htm](http://www.sgs.com/terms_e-document.htm). Attention is drawn to the limitation of liability, indemnification and jurisdiction issues defined therein. Any holder of this document is advised that information contained hereon reflects the Company's findings at the time of its intervention only and within the limits of Client's instructions, if any. The Company's sole responsibility is to its Client and this document does not exonerate parties to a transaction from exercising all their rights and obligations under the transaction documents. This document cannot be reproduced except in full, without prior written approval of the Company. Any unauthorized alteration, forgery or falsification of the content or appearance of this document is unlawful and offenders may be prosecuted to the fullest extent of the law.

EX3DV4-SN:3923

August 28, 2014

## Receiving Pattern ( $\phi$ ), $\theta = 0^\circ$



Uncertainty of Axial Isotropy Assessment:  $\pm 0.5\%$  ( $k=2$ )

Certificate No: EX3-3923\_Aug14

Page 8 of 11

Unless otherwise stated the results shown in this test report refer only to the sample(s) tested and such sample(s) are retained for 90 days only.

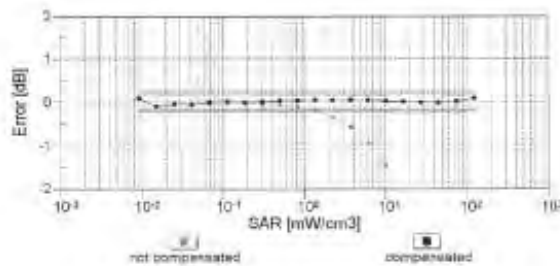
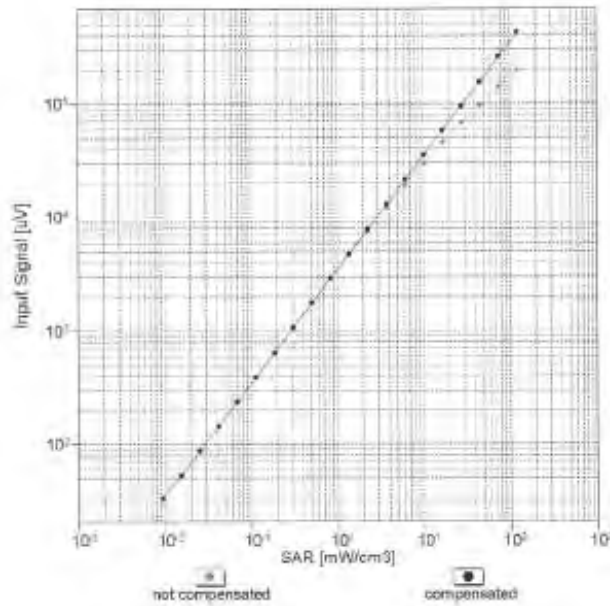
除非另有說明，此報告結果僅對測試之樣品負責，同時此樣品僅保留90天。本報告未經本公司書面許可，不可部份複製。

This document is issued by the Company subject to its General Conditions of Service printed overleaf, available on request or accessible at [www.sgs.com/terms\\_and\\_conditions.htm](http://www.sgs.com/terms_and_conditions.htm) and, for electronic format documents, subject to Terms and Conditions for Electronic Documents at [www.sgs.com/terms\\_e-document.htm](http://www.sgs.com/terms_e-document.htm). Attention is drawn to the limitation of liability, indemnification and jurisdiction issues defined therein. Any holder of this document is advised that information contained hereon reflects the Company's findings at the time of its intervention only and within the limits of Client's instructions, if any. The Company's sole responsibility is to its Client and this document does not exonerate parties to a transaction from exercising all their rights and obligations under the transaction documents. This document cannot be reproduced except in full, without prior written approval of the Company. Any unauthorized alteration, forgery or falsification of the content or appearance of this document is unlawful and offenders may be prosecuted to the fullest extent of the law.

EX30V4-SN:3923

August 28, 2014

## Dynamic Range f(SAR<sub>head</sub>) (TEM cell, f<sub>eval</sub>= 1900 MHz)



Uncertainty of Linearity Assessment: ± 0.6% (k=2)

Unless otherwise stated the results shown in this test report refer only to the sample(s) tested and such sample(s) are retained for 90 days only.

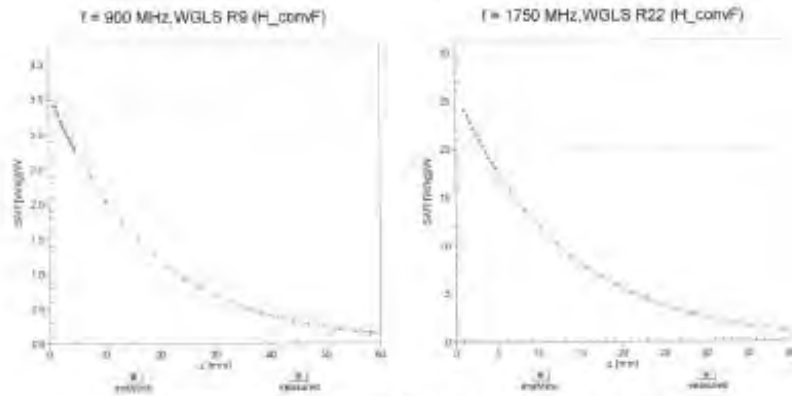
除非另有說明，此報告結果僅對測試之樣品負責，同時此樣品僅保留90天。本報告未經本公司書面許可，不可部份複製。

This document is issued by the Company subject to its General Conditions of Service printed overleaf, available on request or accessible at [www.sgs.com/terms\\_and\\_conditions.htm](http://www.sgs.com/terms_and_conditions.htm) and, for electronic format documents, subject to Terms and Conditions for Electronic Documents at [www.sgs.com/terms\\_e-document.htm](http://www.sgs.com/terms_e-document.htm). Attention is drawn to the limitation of liability, indemnification and jurisdiction issues defined therein. Any holder of this document is advised that information contained hereon reflects the Company's findings at the time of its intervention only and within the limits of Client's instructions, if any. The Company's sole responsibility is to its Client and this document does not exonerate parties to a transaction from exercising all their rights and obligations under the transaction documents. This document cannot be reproduced except in full, without prior written approval of the Company. Any unauthorized alteration, forgery or falsification of the content or appearance of this document is unlawful and offenders may be prosecuted to the fullest extent of the law.



EX30V4- SN:3923

August 28, 2014

## Conversion Factor Assessment



## Deviation from Isotropy in Liquid Error ( $\phi$ , $\theta$ ), $f = 900$ MHz



Certificate No: EX3-3923\_Aug14

Page 10 of 11

Unless otherwise stated the results shown in this test report refer only to the sample(s) tested and such sample(s) are retained for 90 days only.

除非另有說明，此報告結果僅對測試之樣品負責，同時此樣品僅保留90天。本報告未經本公司書面許可，不可部份複製。

This document is issued by the Company subject to its General Conditions of Service printed overleaf, available on request or accessible at [www.sgs.com/terms\\_and\\_conditions.htm](http://www.sgs.com/terms_and_conditions.htm) and, for electronic format documents, subject to Terms and Conditions for Electronic Documents at [www.sgs.com/terms\\_e-document.htm](http://www.sgs.com/terms_e-document.htm). Attention is drawn to the limitation of liability, indemnification and jurisdiction issues defined therein. Any holder of this document is advised that information contained hereon reflects the Company's findings at the time of its intervention only and within the limits of Client's instructions, if any. The Company's sole responsibility is to its Client and this document does not exonerate parties to a transaction from exercising all their rights and obligations under the transaction documents. This document cannot be reproduced except in full, without prior written approval of the Company. Any unauthorized alteration, forgery or falsification of the content or appearance of this document is unlawful and offenders may be prosecuted to the fullest extent of the law.

SGS Taiwan Ltd.

No.134,Wu Kung Road, New Taipei Industrial Park, Wuku District, New Taipei City, Taiwan 24803/新北市五股區新北產業園區五工路 134 號

台灣檢驗科技股份有限公司

t (886-2) 2299-3279

f (886-2) 2298-0488

[www.tw.sgs.com](http://www.tw.sgs.com)

Member of SGS Group

EX3DV4 SN:3923

August 28, 2014

## DASY/EASY - Parameters of Probe: EX3DV4 - SN:3923

### Other Probe Parameters

Sensor Arrangement:	Triangular
Connector Angle (°)	-57
Mechanical Surface Detection Mode	enabled
Optical Surface Detection Mode	disabled
Probe Overall Length	337 mm
Probe Body Diameter	10 mm
Tip Length	8 mm
Tip Diameter	2.5 mm
Probe Tip to Sensor X Calibration Point	1 mm
Probe Tip to Sensor Y Calibration Point	1 mm
Probe Tip to Sensor Z Calibration Point	1 mm
Recommended Measurement Distance from Surface	1.4 mm

Certificate No: EX3-3923\_Aug14

Page 11 of 11

Unless otherwise stated the results shown in this test report refer only to the sample(s) tested and such sample(s) are retained for 90 days only.

除非另有說明，此報告結果僅對測試之樣品負責，同時此樣品僅保留90天。本報告未經本公司書面許可，不可部份複製。

This document is issued by the Company subject to its General Conditions of Service printed overleaf, available on request or accessible at [www.sgs.com/terms\\_and\\_conditions.htm](http://www.sgs.com/terms_and_conditions.htm) and, for electronic format documents, subject to Terms and Conditions for Electronic Documents at [www.sgs.com/terms\\_e-document.htm](http://www.sgs.com/terms_e-document.htm). Attention is drawn to the limitation of liability, indemnification and jurisdiction issues defined therein. Any holder of this document is advised that information contained hereon reflects the Company's findings at the time of its intervention only and within the limits of Client's instructions, if any. The Company's sole responsibility is to its Client and this document does not exonerate parties to a transaction from exercising all their rights and obligations under the transaction documents. This document cannot be reproduced except in full, without prior written approval of the Company. Any unauthorized alteration, forgery or falsification of the content or appearance of this document is unlawful and offenders may be prosecuted to the fullest extent of the law.

**Calibration Laboratory of  
Schmid & Partner  
Engineering AG**  
Zeughausstrasse 43, 8004 Zurich, Switzerland



**S** Schweizerischer Kalibrierdienst  
**C** Service suisse d'étalonnage  
**S** Servizio svizzero di taratura  
**S** Swiss Calibration Service

Accredited by the Swiss Accreditation Service (SAS)  
The Swiss Accreditation Service is one of the signatories to the EA  
Multilateral Agreement for the recognition of calibration certificates

Accreditation No.: **SCS 0108**

Client **SGS-TW (Auden)**

Certificate No: **EX3-3770\_Apr15**

## CALIBRATION CERTIFICATE

Object: **EX3DV4 - SN:3770**

Calibration procedure(s): **QA CAL-01.v9, QA CAL-14.v4, QA CAL-23.v5, QA CAL-25.v6  
Calibration procedure for dosimetric E-field probes**

Calibration date: **April 28, 2015**

This calibration certificate documents the traceability to national standards, which realize the physical units of measurements (SI).  
The measurements and the uncertainties with confidence probability are given on the following pages and are part of the certificate.

All calibrations have been conducted in the closed laboratory facility: environment temperature (22 ± 3)°C and humidity < 70%.

Calibration Equipment used (M&TE critical for calibration)

Primary Standards	ID	Cal Date (Certificate No.)	Scheduled Calibration
Power meter E4419B	GB41293874	01-Apr-15 (No. 217-02128)	Mar-16
Power sensor E4412A	MY41498087	01-Apr-15 (No. 217-02128)	Mar-16
Reference 3 dB Attenuator	SN: S5054 (3c)	01-Apr-15 (No. 217-02129)	Mar-16
Reference 20 dB Attenuator	SN: S5277 (20x)	01-Apr-15 (No. 217-02132)	Mar-16
Reference 30 dB Attenuator	SN: S5129 (30b)	01-Apr-15 (No. 217-02133)	Mar-16
Reference Probe ES3DV2	SN: 3013	30-Dec-14 (No. ES3-3013_Dec14)	Dec-15
DAE4	SN: 660	14-Jan-15 (No. DAE4-660_Jan15)	Jan-16
Secondary Standards	ID	Check Date (in house)	Scheduled Check
RF generator HP 8648C	US3642U01700	4-Aug-99 (in house check Apr-13)	In house check: Apr-16
Network Analyzer HP 8753E	US37390585	18-Oct-01 (in house check Oct-14)	In house check: Oct-15

	Name	Function	Signature
Calibrated by:	Jeton Kastrati	Laboratory Technician	
Approved by:	Katja Pokovic	Technical Manager	

Issued: April 30, 2015

This calibration certificate shall not be reproduced except in full without written approval of the laboratory.

Unless otherwise stated the results shown in this test report refer only to the sample(s) tested and such sample(s) are retained for 90 days only.

除非另有說明，此報告結果僅對測試之樣品負責，同時此樣品僅保留90天。本報告未經本公司書面許可，不可部份複製。

This document is issued by the Company subject to its General Conditions of Service printed overleaf, available on request or accessible at [www.sgs.com/terms\\_and\\_conditions.htm](http://www.sgs.com/terms_and_conditions.htm) and, for electronic format documents, subject to Terms and Conditions for Electronic Documents at [www.sgs.com/terms\\_e-document.htm](http://www.sgs.com/terms_e-document.htm). Attention is drawn to the limitation of liability, indemnification and jurisdiction issues defined therein. Any holder of this document is advised that information contained hereon reflects the Company's findings at the time of its intervention only and within the limits of Client's instructions, if any. The Company's sole responsibility is to its Client and this document does not exonerate parties to a transaction from exercising all their rights and obligations under the transaction documents. This document cannot be reproduced except in full, without prior written approval of the Company. Any unauthorized alteration, forgery or falsification of the content or appearance of this document is unlawful and offenders may be prosecuted to the fullest extent of the law.



**Calibration Laboratory of  
Schmid & Partner  
Engineering AG**  
Zeughausstrasse 43, 8004 Zurich, Switzerland



**SCS**  
Schweizerischer Kalibrierdienst  
Service suisse d'étalonnage  
Servizio svizzero di taratura  
Swiss Calibration Service

Accredited by the Swiss Accreditation Service (SAS)  
The Swiss Accreditation Service is one of the signatories to the EA  
Multilateral Agreement for the recognition of calibration certificates

Accreditation No.: **SCS 0108**

**Glossary:**

TSL	tissue simulating liquid
NORM <sub>x,y,z</sub>	sensitivity in free space
ConvF	sensitivity in TSL / NORM <sub>x,y,z</sub>
DCP	diode compression point
CF	crest factor (1/duty_cycle) of the RF signal
A, B, C, D	modulation dependent linearization parameters
Polarization $\varphi$	$\varphi$ rotation around probe axis
Polarization $\vartheta$	$\vartheta$ rotation around an axis that is in the plane normal to probe axis (at measurement center), i.e., $\vartheta = 0$ is normal to probe axis
Connector Angle	information used in DASY system to align probe sensor X to the robot coordinate system

**Calibration is Performed According to the Following Standards:**

- a) IEEE Std 1528-2013, "IEEE Recommended Practice for Determining the Peak Spatial-Averaged Specific Absorption Rate (SAR) in the Human Head from Wireless Communications Devices: Measurement Techniques", June 2013
- b) IEC 62209-1, "Procedure to measure the Specific Absorption Rate (SAR) for hand-held devices used in close proximity to the ear (frequency range of 300 MHz to 3 GHz)", February 2005

**Methods Applied and Interpretation of Parameters:**

- **NORM<sub>x,y,z</sub>**: Assessed for E-field polarization  $\vartheta = 0$  ( $f \leq 900$  MHz in TEM-cell;  $f > 1800$  MHz: R22 waveguide). NORM<sub>x,y,z</sub> are only intermediate values, i.e., the uncertainties of NORM<sub>x,y,z</sub> does not affect the E<sup>2</sup>-field uncertainty inside TSL (see below ConvF).
- **NORM(f)<sub>x,y,z</sub> = NORM<sub>x,y,z</sub> \* frequency\_response** (see Frequency Response Chart). This linearization is implemented in DASY4 software versions later than 4.2. The uncertainty of the frequency response is included in the stated uncertainty of ConvF.
- **DCP<sub>x,y,z</sub>**: DCP are numerical linearization parameters assessed based on the data of power sweep with CW signal (no uncertainty required). DCP does not depend on frequency nor media.
- **PAR**: PAR is the Peak to Average Ratio that is not calibrated but determined based on the signal characteristics
- **A<sub>x,y,z</sub>; B<sub>x,y,z</sub>; C<sub>x,y,z</sub>; D<sub>x,y,z</sub>; VR<sub>x,y,z</sub>; A, B, C, D** are numerical linearization parameters assessed based on the data of power sweep for specific modulation signal. The parameters do not depend on frequency nor media. VR is the maximum calibration range expressed in RMS voltage across the diode.
- **ConvF and Boundary Effect Parameters**: Assessed in flat phantom using E-field (or Temperature Transfer Standard for  $f \leq 800$  MHz) and inside waveguide using analytical field distributions based on power measurements for  $f > 800$  MHz. The same setups are used for assessment of the parameters applied for boundary compensation (alpha, depth) of which typical uncertainty values are given. These parameters are used in DASY4 software to improve probe accuracy close to the boundary. The sensitivity in TSL corresponds to NORM<sub>x,y,z</sub> \* ConvF whereby the uncertainty corresponds to that given for ConvF. A frequency dependent ConvF is used in DASY version 4.4 and higher which allows extending the validity from  $\pm 50$  MHz to  $\pm 100$  MHz.
- **Spherical isotropy (3D deviation from isotropy)**: in a field of low gradients realized using a flat phantom exposed by a patch antenna.
- **Sensor Offset**: The sensor offset corresponds to the offset of virtual measurement center from the probe tip (on probe axis). No tolerance required.
- **Connector Angle**: The angle is assessed using the information gained by determining the NORM<sub>x</sub> (no uncertainty required).

Unless otherwise stated the results shown in this test report refer only to the sample(s) tested and such sample(s) are retained for 90 days only.

除非另有說明，此報告結果僅對測試之樣品負責，同時此樣品僅保留90天。本報告未經本公司書面許可，不可部份複製。

This document is issued by the Company subject to its General Conditions of Service printed overleaf, available on request or accessible at [www.sgs.com/terms\\_and\\_conditions.htm](http://www.sgs.com/terms_and_conditions.htm) and, for electronic format documents, subject to Terms and Conditions for Electronic Documents at [www.sgs.com/terms\\_e-document.htm](http://www.sgs.com/terms_e-document.htm). Attention is drawn to the limitation of liability, indemnification and jurisdiction issues defined therein. Any holder of this document is advised that information contained hereon reflects the Company's findings at the time of its intervention only and within the limits of Client's instructions, if any. The Company's sole responsibility is to its Client and this document does not exonerate parties to a transaction from exercising all their rights and obligations under the transaction documents. This document cannot be reproduced except in full, without prior written approval of the Company. Any unauthorized alteration, forgery or falsification of the content or appearance of this document is unlawful and offenders may be prosecuted to the fullest extent of the law.

EX3DV4 – SN:3770

April 28, 2015

# Probe EX3DV4

## SN:3770

Manufactured: July 6, 2010  
Calibrated: April 28, 2015

Calibrated for DASY/EASY Systems  
(Note: non-compatible with DASY2 system!)

Unless otherwise stated the results shown in this test report refer only to the sample(s) tested and such sample(s) are retained for 90 days only.

除非另有說明，此報告結果僅對測試之樣品負責，同時此樣品僅保留90天。本報告未經本公司書面許可，不可部份複製。

This document is issued by the Company subject to its General Conditions of Service printed overleaf, available on request or accessible at [www.sgs.com/terms\\_and\\_conditions.htm](http://www.sgs.com/terms_and_conditions.htm) and, for electronic format documents, subject to Terms and Conditions for Electronic Documents at [www.sgs.com/terms\\_e-document.htm](http://www.sgs.com/terms_e-document.htm). Attention is drawn to the limitation of liability, indemnification and jurisdiction issues defined therein. Any holder of this document is advised that information contained hereon reflects the Company's findings at the time of its intervention only and within the limits of Client's instructions, if any. The Company's sole responsibility is to its Client and this document does not exonerate parties to a transaction from exercising all their rights and obligations under the transaction documents. This document cannot be reproduced except in full, without prior written approval of the Company. Any unauthorized alteration, forgery or falsification of the content or appearance of this document is unlawful and offenders may be prosecuted to the fullest extent of the law.

EX3DV4- SN:3770

April 28, 2015

## DASY/EASY - Parameters of Probe: EX3DV4 - SN:3770

### Basic Calibration Parameters

	Sensor X	Sensor Y	Sensor Z	Unc (k=2)
Norm ( $\mu\text{V}/(\text{V}/\text{m})^2$ ) <sup>A</sup>	0.31	0.62	0.40	$\pm 10.1 \%$
DCP (mV) <sup>B</sup>	105.3	100.7	101.6	

### Modulation Calibration Parameters

UID	Communication System Name		A dB	B dB $\sqrt{\mu\text{V}}$	C	D dB	VR mV	Unc <sup>E</sup> (k=2)
0	CW	X	0.0	0.0	1.0	0.00	145.1	$\pm 3.8 \%$
		Y	0.0	0.0	1.0		129.4	
		Z	0.0	0.0	1.0		138.4	

The reported uncertainty of measurement is stated as the standard uncertainty of measurement multiplied by the coverage factor k=2, which for a normal distribution corresponds to a coverage probability of approximately 95%.

<sup>A</sup> The uncertainties of NormX,Y,Z do not affect the E<sup>2</sup>-field uncertainty inside TSL (see Pages 5 and 6).

<sup>B</sup> Numerical linearization parameter: uncertainty not required.

<sup>E</sup> Uncertainty is determined using the max. deviation from linear response applying rectangular distribution and is expressed for the square of the field value.

Unless otherwise stated the results shown in this test report refer only to the sample(s) tested and such sample(s) are retained for 90 days only.

除非另有說明，此報告結果僅對測試之樣品負責，同時此樣品僅保留90天。本報告未經本公司書面許可，不可部份複製。

This document is issued by the Company subject to its General Conditions of Service printed overleaf, available on request or accessible at [www.sgs.com/terms\\_and\\_conditions.htm](http://www.sgs.com/terms_and_conditions.htm) and, for electronic format documents, subject to Terms and Conditions for Electronic Documents at [www.sgs.com/terms\\_e-document.htm](http://www.sgs.com/terms_e-document.htm). Attention is drawn to the limitation of liability, indemnification and jurisdiction issues defined therein. Any holder of this document is advised that information contained hereon reflects the Company's findings at the time of its intervention only and within the limits of Client's instructions, if any. The Company's sole responsibility is to its Client and this document does not exonerate parties to a transaction from exercising all their rights and obligations under the transaction documents. This document cannot be reproduced except in full, without prior written approval of the Company. Any unauthorized alteration, forgery or falsification of the content or appearance of this document is unlawful and offenders may be prosecuted to the fullest extent of the law.

## DASY/EASY - Parameters of Probe: EX3DV4 - SN:3770

### Calibration Parameter Determined in Head Tissue Simulating Media

f (MHz) <sup>C</sup>	Relative Permittivity <sup>F</sup>	Conductivity (S/m) <sup>F</sup>	ConvF X	ConvF Y	ConvF Z	Alpha <sup>G</sup>	Depth <sup>G</sup> (mm)	Unct. (k=2)
750	41.9	0.89	9.53	9.53	9.53	0.26	1.28	± 12.0 %
835	41.5	0.90	9.13	9.13	9.13	0.21	1.53	± 12.0 %
900	41.5	0.97	8.89	8.89	8.89	0.23	1.38	± 12.0 %
1450	40.5	1.20	8.19	8.19	8.19	0.18	1.59	± 12.0 %
1750	40.1	1.37	8.04	8.04	8.04	0.38	0.80	± 12.0 %
1900	40.0	1.40	7.82	7.82	7.82	0.36	0.80	± 12.0 %
2000	40.0	1.40	7.81	7.81	7.81	0.36	0.80	± 12.0 %
2300	39.5	1.67	7.47	7.47	7.47	0.27	0.96	± 12.0 %
2450	39.2	1.80	7.16	7.16	7.16	0.34	0.80	± 12.0 %
2600	39.0	1.96	6.85	6.85	6.85	0.34	0.92	± 12.0 %
5250	35.9	4.71	5.27	5.27	5.27	0.30	1.80	± 13.1 %
5600	35.5	5.07	4.65	4.65	4.65	0.35	1.80	± 13.1 %
5750	35.4	5.22	4.92	4.92	4.92	0.40	1.80	± 13.1 %

<sup>C</sup> Frequency validity above 300 MHz of ± 100 MHz only applies for DASY v4.4 and higher (see Page 2), else it is restricted to ± 50 MHz. The uncertainty is the RSS of the ConvF uncertainty at calibration frequency and the uncertainty for the indicated frequency band. Frequency validity below 300 MHz is ± 10, 25, 40, 50 and 70 MHz for ConvF assessments at 30, 64, 128, 150 and 220 MHz respectively. Above 5 GHz frequency validity can be extended to ± 110 MHz.

<sup>F</sup> At frequencies below 3 GHz, the validity of tissue parameters ( $\epsilon$  and  $\sigma$ ) can be relaxed to ± 10% if liquid compensation formula is applied to measured SAR values. At frequencies above 3 GHz, the validity of tissue parameters ( $\epsilon$  and  $\sigma$ ) is restricted to ± 5%. The uncertainty is the RSS of the ConvF uncertainty for indicated target tissue parameters.

<sup>G</sup> Alpha/Depth are determined during calibration. SPEAG warrants that the remaining deviation due to the boundary effect after compensation is always less than ± 1% for frequencies below 3 GHz and below ± 2% for frequencies between 3-6 GHz at any distance larger than half the probe tip diameter from the boundary.

Unless otherwise stated the results shown in this test report refer only to the sample(s) tested and such sample(s) are retained for 90 days only.

除非另有說明，此報告結果僅對測試之樣品負責，同時此樣品僅保留90天。本報告未經本公司書面許可，不可部份複製。

This document is issued by the Company subject to its General Conditions of Service printed overleaf, available on request or accessible at [www.sgs.com/terms\\_and\\_conditions.htm](http://www.sgs.com/terms_and_conditions.htm) and, for electronic format documents, subject to Terms and Conditions for Electronic Documents at [www.sgs.com/terms\\_e-document.htm](http://www.sgs.com/terms_e-document.htm). Attention is drawn to the limitation of liability, indemnification and jurisdiction issues defined therein. Any holder of this document is advised that information contained hereon reflects the Company's findings at the time of its intervention only and within the limits of Client's instructions, if any. The Company's sole responsibility is to its Client and this document does not exonerate parties to a transaction from exercising all their rights and obligations under the transaction documents. This document cannot be reproduced except in full, without prior written approval of the Company. Any unauthorized alteration, forgery or falsification of the content or appearance of this document is unlawful and offenders may be prosecuted to the fullest extent of the law.

## DASY/EASY - Parameters of Probe: EX3DV4 - SN:3770

### Calibration Parameter Determined in Body Tissue Simulating Media

f (MHz) <sup>C</sup>	Relative Permittivity <sup>F</sup>	Conductivity (S/m) <sup>F</sup>	ConvF X	ConvF Y	ConvF Z	Alpha <sup>G</sup>	Depth (mm) <sup>G</sup>	Unct. (k=2)
750	55.5	0.96	9.30	9.30	9.30	0.25	1.38	± 12.0 %
835	55.2	0.97	9.17	9.17	9.17	0.34	1.05	± 12.0 %
900	55.0	1.05	8.91	8.91	8.91	0.30	1.20	± 12.0 %
1450	54.0	1.30	8.12	8.12	8.12	0.18	1.62	± 12.0 %
1750	53.4	1.49	7.79	7.79	7.79	0.44	0.80	± 12.0 %
1900	53.3	1.52	7.59	7.59	7.59	0.44	0.80	± 12.0 %
2000	53.3	1.52	7.73	7.73	7.73	0.42	0.80	± 12.0 %
2300	52.9	1.81	7.32	7.32	7.32	0.41	0.80	± 12.0 %
2450	52.7	1.95	7.21	7.21	7.21	0.31	0.80	± 12.0 %
2600	52.5	2.16	6.96	6.96	6.96	0.27	0.80	± 12.0 %
5250	48.9	5.36	4.70	4.70	4.70	0.35	1.90	± 13.1 %
5600	48.5	5.77	4.03	4.03	4.03	0.45	1.90	± 13.1 %
5750	48.3	5.94	4.33	4.33	4.33	0.50	1.90	± 13.1 %

<sup>C</sup> Frequency validity above 300 MHz of ± 100 MHz only applies for DASY v4.4 and higher (see Page 2), else it is restricted to ± 50 MHz. The uncertainty is the RSS of the ConvF uncertainty at calibration frequency and the uncertainty for the indicated frequency band. Frequency validity below 300 MHz is ± 10, 25, 40, 50 and 70 MHz for ConvF assessments at 30, 64, 128, 150 and 220 MHz respectively. Above 5 GHz frequency validity can be extended to ± 110 MHz.

<sup>F</sup> At frequencies below 3 GHz, the validity of tissue parameters ( $\epsilon$  and  $\sigma$ ) can be relaxed to ± 10% if liquid compensation formula is applied to measured SAR values. At frequencies above 3 GHz, the validity of tissue parameters ( $\epsilon$  and  $\sigma$ ) is restricted to ± 5%. The uncertainty is the RSS of the ConvF uncertainty for indicated target tissue parameters.

<sup>G</sup> Alpha/Depth are determined during calibration. SPEAG warrants that the remaining deviation due to the boundary effect after compensation is always less than ± 1% for frequencies below 3 GHz and below ± 2% for frequencies between 3-6 GHz at any distance larger than half the probe tip diameter from the boundary.

Unless otherwise stated the results shown in this test report refer only to the sample(s) tested and such sample(s) are retained for 90 days only.

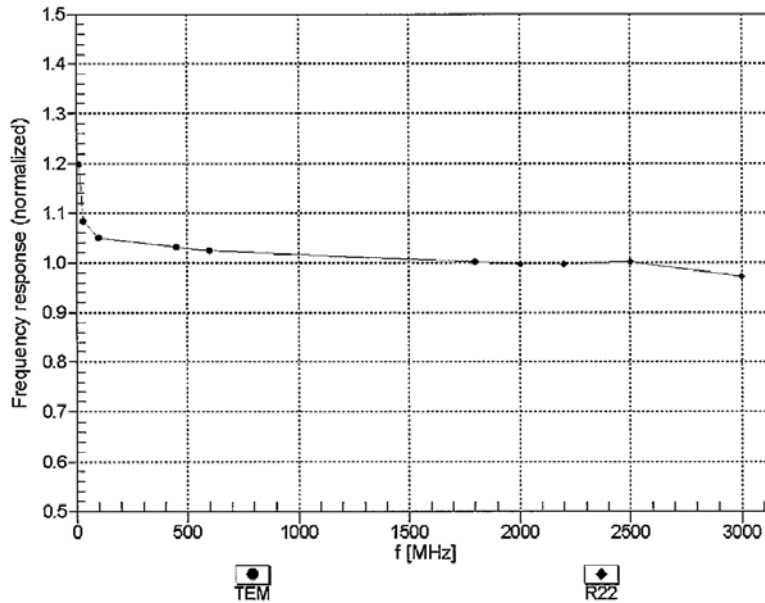
除非另有說明，此報告結果僅對測試之樣品負責，同時此樣品僅保留90天。本報告未經本公司書面許可，不可部份複製。

This document is issued by the Company subject to its General Conditions of Service printed overleaf, available on request or accessible at [www.sgs.com/terms\\_and\\_conditions.htm](http://www.sgs.com/terms_and_conditions.htm) and, for electronic format documents, subject to Terms and Conditions for Electronic Documents at [www.sgs.com/terms\\_e-document.htm](http://www.sgs.com/terms_e-document.htm). Attention is drawn to the limitation of liability, indemnification and jurisdiction issues defined therein. Any holder of this document is advised that information contained hereon reflects the Company's findings at the time of its intervention only and within the limits of Client's instructions, if any. The Company's sole responsibility is to its Client and this document does not exonerate parties to a transaction from exercising all their rights and obligations under the transaction documents. This document cannot be reproduced except in full, without prior written approval of the Company. Any unauthorized alteration, forgery or falsification of the content or appearance of this document is unlawful and offenders may be prosecuted to the fullest extent of the law.

EX3DV4-SN:3770

April 28, 2015

### Frequency Response of E-Field (TEM-Cell:ifi110 EXX, Waveguide: R22)


 Uncertainty of Frequency Response of E-field:  $\pm 6.3\%$  ( $k=2$ )

Unless otherwise stated the results shown in this test report refer only to the sample(s) tested and such sample(s) are retained for 90 days only.

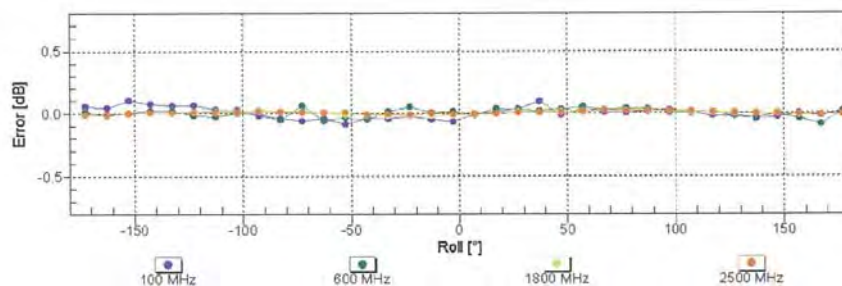
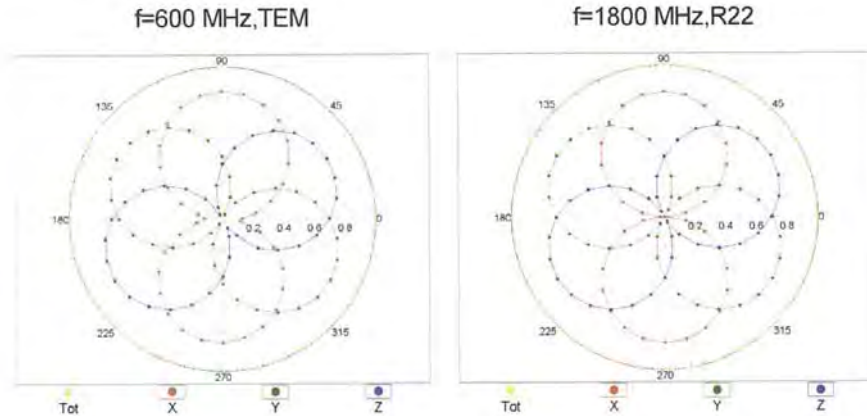
除非另有說明，此報告結果僅對測試之樣品負責，同時此樣品僅保留90天。本報告未經本公司書面許可，不可部份複製。

This document is issued by the Company subject to its General Conditions of Service printed overleaf, available on request or accessible at [www.sgs.com/terms\\_and\\_conditions.htm](http://www.sgs.com/terms_and_conditions.htm) and, for electronic format documents, subject to Terms and Conditions for Electronic Documents at [www.sgs.com/terms\\_e-document.htm](http://www.sgs.com/terms_e-document.htm). Attention is drawn to the limitation of liability, indemnification and jurisdiction issues defined therein. Any holder of this document is advised that information contained hereon reflects the Company's findings at the time of its intervention only and within the limits of Client's instructions, if any. The Company's sole responsibility is to its Client and this document does not exonerate parties to a transaction from exercising all their rights and obligations under the transaction documents. This document cannot be reproduced except in full, without prior written approval of the Company. Any unauthorized alteration, forgery or falsification of the content or appearance of this document is unlawful and offenders may be prosecuted to the fullest extent of the law.

EX3DV4-SN:3770

April 28, 2015

## Receiving Pattern ( $\phi$ ), $\theta = 0^\circ$



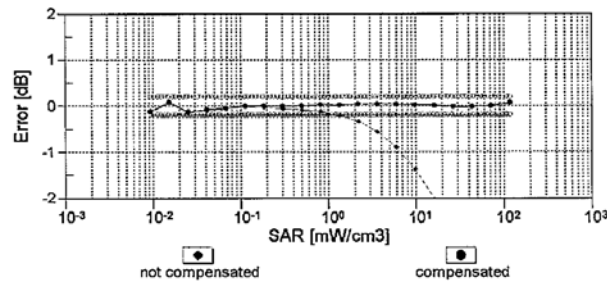
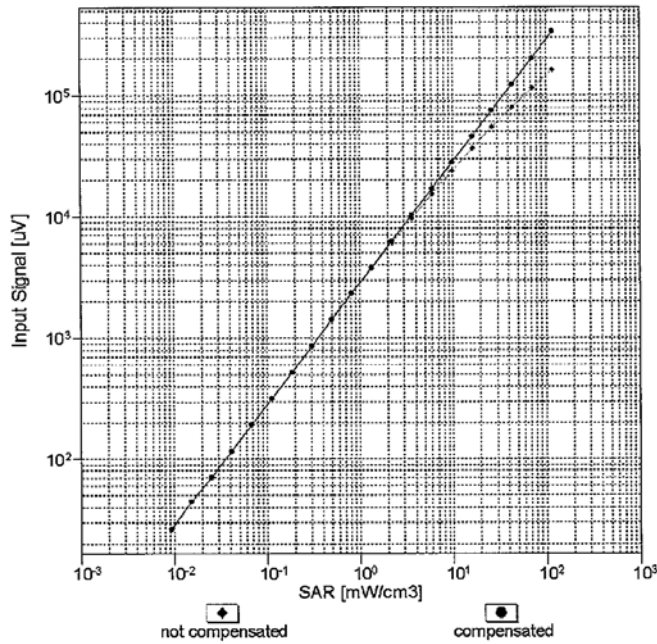
Uncertainty of Axial Isotropy Assessment:  $\pm 0.5\%$  (k=2)

Unless otherwise stated the results shown in this test report refer only to the sample(s) tested and such sample(s) are retained for 90 days only.

除非另有說明，此報告結果僅對測試之樣品負責，同時此樣品僅保留90天。本報告未經本公司書面許可，不可部份複製。

This document is issued by the Company subject to its General Conditions of Service printed overleaf, available on request or accessible at [www.sgs.com/terms\\_and\\_conditions.htm](http://www.sgs.com/terms_and_conditions.htm) and, for electronic format documents, subject to Terms and Conditions for Electronic Documents at [www.sgs.com/terms\\_e-document.htm](http://www.sgs.com/terms_e-document.htm). Attention is drawn to the limitation of liability, indemnification and jurisdiction issues defined therein. Any holder of this document is advised that information contained hereon reflects the Company's findings at the time of its intervention only and within the limits of Client's instructions, if any. The Company's sole responsibility is to its Client and this document does not exonerate parties to a transaction from exercising all their rights and obligations under the transaction documents. This document cannot be reproduced except in full, without prior written approval of the Company. Any unauthorized alteration, forgery or falsification of the content or appearance of this document is unlawful and offenders may be prosecuted to the fullest extent of the law.

## Dynamic Range $f(SAR_{head})$ (TEM cell, $f_{eval} = 1900$ MHz)



Uncertainty of Linearity Assessment:  $\pm 0.6\%$  ( $k=2$ )

Unless otherwise stated the results shown in this test report refer only to the sample(s) tested and such sample(s) are retained for 90 days only.

除非另有說明，此報告結果僅對測試之樣品負責，同時此樣品僅保留90天。本報告未經本公司書面許可，不可部份複製。

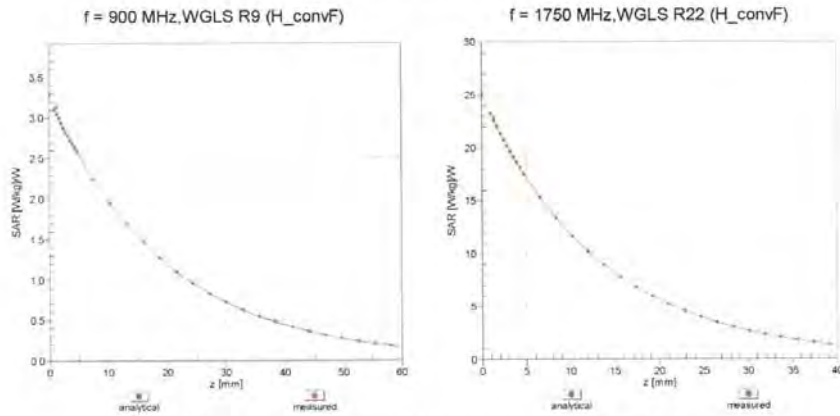
This document is issued by the Company subject to its General Conditions of Service printed overleaf, available on request or accessible at [www.sgs.com/terms\\_and\\_conditions.htm](http://www.sgs.com/terms_and_conditions.htm) and, for electronic format documents, subject to Terms and Conditions for Electronic Documents at [www.sgs.com/terms\\_e-document.htm](http://www.sgs.com/terms_e-document.htm). Attention is drawn to the limitation of liability, indemnification and jurisdiction issues defined therein. Any holder of this document is advised that information contained hereon reflects the Company's findings at the time of its intervention only and within the limits of Client's instructions, if any. The Company's sole responsibility is to its Client and this document does not exonerate parties to a transaction from exercising all their rights and obligations under the transaction documents. This document cannot be reproduced except in full, without prior written approval of the Company. Any unauthorized alteration, forgery or falsification of the content or appearance of this document is unlawful and offenders may be prosecuted to the fullest extent of the law.



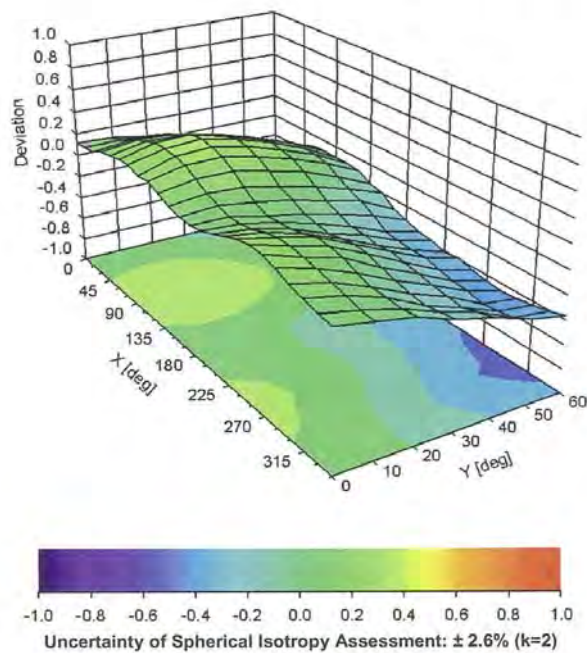
EX3DV4-SN:3770

April 28, 2015

## Conversion Factor Assessment



## Deviation from Isotropy in Liquid Error ( $\phi, \theta$ ), f = 900 MHz



Unless otherwise stated the results shown in this test report refer only to the sample(s) tested and such sample(s) are retained for 90 days only.

除非另有說明，此報告結果僅對測試之樣品負責，同時此樣品僅保留90天。本報告未經本公司書面許可，不可部份複製。

This document is issued by the Company subject to its General Conditions of Service printed overleaf, available on request or accessible at [www.sgs.com/terms\\_and\\_conditions.htm](http://www.sgs.com/terms_and_conditions.htm) and, for electronic format documents, subject to Terms and Conditions for Electronic Documents at [www.sgs.com/terms\\_e-document.htm](http://www.sgs.com/terms_e-document.htm). Attention is drawn to the limitation of liability, indemnification and jurisdiction issues defined therein. Any holder of this document is advised that information contained hereon reflects the Company's findings at the time of its intervention only and within the limits of Client's instructions, if any. The Company's sole responsibility is to its Client and this document does not exonerate parties to a transaction from exercising all their rights and obligations under the transaction documents. This document cannot be reproduced except in full, without prior written approval of the Company. Any unauthorized alteration, forgery or falsification of the content or appearance of this document is unlawful and offenders may be prosecuted to the fullest extent of the law.

## DASY/EASY - Parameters of Probe: EX3DV4 - SN:3770

### Other Probe Parameters

Sensor Arrangement	Triangular
Connector Angle (°)	-32.7
Mechanical Surface Detection Mode	enabled
Optical Surface Detection Mode	disabled
Probe Overall Length	337 mm
Probe Body Diameter	10 mm
Tip Length	9 mm
Tip Diameter	2.5 mm
Probe Tip to Sensor X Calibration Point	1 mm
Probe Tip to Sensor Y Calibration Point	1 mm
Probe Tip to Sensor Z Calibration Point	1 mm
Recommended Measurement Distance from Surface	1.4 mm

Unless otherwise stated the results shown in this test report refer only to the sample(s) tested and such sample(s) are retained for 90 days only.

除非另有說明，此報告結果僅對測試之樣品負責，同時此樣品僅保留90天。本報告未經本公司書面許可，不可部份複製。

This document is issued by the Company subject to its General Conditions of Service printed overleaf, available on request or accessible at [www.sgs.com/terms\\_and\\_conditions.htm](http://www.sgs.com/terms_and_conditions.htm) and, for electronic format documents, subject to Terms and Conditions for Electronic Documents at [www.sgs.com/terms\\_e-document.htm](http://www.sgs.com/terms_e-document.htm). Attention is drawn to the limitation of liability, indemnification and jurisdiction issues defined therein. Any holder of this document is advised that information contained hereon reflects the Company's findings at the time of its intervention only and within the limits of Client's instructions, if any. The Company's sole responsibility is to its Client and this document does not exonerate parties to a transaction from exercising all their rights and obligations under the transaction documents. This document cannot be reproduced except in full, without prior written approval of the Company. Any unauthorized alteration, forgery or falsification of the content or appearance of this document is unlawful and offenders may be prosecuted to the fullest extent of the law.

## 8. Uncertainty Budget

Measurement Uncertainty evaluation template for DUT SAR test  
IEEE 1528

A	c	D	e		f	g	$h=c * f / e$	$i=c * g / e$	k
Source of Uncertainty	Tolerance/ Uncertainty	Probability Distributio	Div	Div Value	ci (1g)	ci (10g)	Standard uncertainty	Standard uncertainty	vi, or Veff
<b>Measurement system</b>									
Probe calibration	6.55%	N	1	1	1	1	6.55%	6.55%	∞
<i>Isotropy, Axial</i>	3.50%	R	$\sqrt{3}$	1.732	1	1	2.02%	2.02%	∞
<i>Isotropy, Hemispherical</i>	9.60%	R	$\sqrt{3}$	1.732	1	1	5.54%	5.54%	∞
Boundary Effect	1.00%	R	$\sqrt{3}$	1.732	1	1	0.58%	0.58%	∞
Linearity	4.70%	R	$\sqrt{3}$	1.732	1	1	2.71%	2.71%	∞
Detection Limits	1.00%	R	$\sqrt{3}$	1.732	1	1	0.58%	0.58%	∞
Readout Electronics	0.30%	N	1	1	1	1	0.30%	0.30%	∞
Response time	0.80%	R	$\sqrt{3}$	1.732	1	1	0.46%	0.46%	∞
Integration Time	2.60%	R	$\sqrt{3}$	1.732	1	1	1.50%	1.50%	∞
<b>Measurement drift (class A evaluation)</b>									
RF ambient condition - noise	3.00%	R	$\sqrt{3}$	1.732	1	1	1.73%	1.73%	∞
RF ambient conditions - reflections	3.00%	R	$\sqrt{3}$	1.732	1	1	1.73%	1.73%	∞
Probe positioner Mechanical restrictions	0.40%	R	$\sqrt{3}$	1.732	1	1	0.23%	0.23%	∞
Probe Positioning with respect to phantom shell	2.90%	R	$\sqrt{3}$	1.732	1	1	1.67%	1.67%	∞
Post-processing	1.00%	R	$\sqrt{3}$	1.732	1	1	0.58%	0.58%	∞
Max SAR Eval	1.00%	R	$\sqrt{3}$	1.732	1	1	0.58%	0.58%	∞
<b>Test Sample related</b>									
Test sample positioning	2.90%	N	1	1	1	1	2.90%	2.90%	M-1
Device Holder Uncertainty	3.60%	N	1	1	1	1	3.60%	3.60%	M-1
Drift of output power	5.00%	R	$\sqrt{3}$	1.732	1	1	2.89%	2.89%	∞
<b>Phantom and Setup</b>									
Phantom Uncertainty	4.00%	R	$\sqrt{3}$	1.732	1	1	2.31%	2.31%	∞
Deviation from reference liquid target $\epsilon_r$ (Body)	3.04%	N	1	1	0.64	0.43	1.95%	1.31%	M
Deviation from reference liquid target $\sigma$ (Body)	3.74%	N	1	1	0.6	0.49	2.24%	1.83%	M
Liquid conductivity $\sigma$ – temperature uncertainty	2.20%	R	$\sqrt{3}$	1.732	0.78	0.71	0.99%	0.90%	∞
Liquid permittivity $\epsilon$ – temperature uncertainty	0.20%	R	$\sqrt{3}$	1.732	0.23	0.26	0.03%	0.03%	∞
Combined standard uncertainty		RSS					11.99%	11.82%	
Expant uncertainty (95% confidence interval), $K=2$							23.97%	23.64%	

Unless otherwise stated the results shown in this test report refer only to the sample(s) tested and such sample(s) are retained for 90 days only.

除非另有說明，此報告結果僅對測試之樣品負責，同時此樣品僅保留90天。本報告未經本公司書面許可，不可部份複製。

This document is issued by the Company subject to its General Conditions of Service printed overleaf, available on request or accessible at [www.sgs.com/terms\\_and\\_conditions.htm](http://www.sgs.com/terms_and_conditions.htm) and, for electronic format documents, subject to Terms and Conditions for Electronic Documents at [www.sgs.com/terms\\_e-document.htm](http://www.sgs.com/terms_e-document.htm). Attention is drawn to the limitation of liability, indemnification and jurisdiction issues defined therein. Any holder of this document is advised that information contained hereon reflects the Company's findings at the time of its intervention only and within the limits of Client's instructions, if any. The Company's sole responsibility is to its Client and this document does not exonerate parties to a transaction from exercising all their rights and obligations under the transaction documents. This document cannot be reproduced except in full, without prior written approval of the Company. Any unauthorized alteration, forgery or falsification of the content or appearance of this document is unlawful and offenders may be prosecuted to the fullest extent of the law.

## 9. Phantom Description

Schmid & Partner Engineering AG

Zeughausstrasse 43, 8004 Zurich, Switzerland  
Phone +41 1 245 9700, Fax +41 1 245 9779  
Info@speag.com, http://www.speag.com

**s p e a g**

### Certificate of Conformity / First Article Inspection

Item:	SAM Twin Phantom V4.0
Type No	QD 000 P40 C
Series No	TP-1150 and higher
Manufacturer	SPEAG Zeughausstrasse 43 CH-8004 Zurich Switzerland

#### Tests

The series production process used allows the limitation to test of first articles.  
Complete tests were made on the pre-series Type No. QD 000 P40 AA, Serial No. TP-1001 and on the series first article Type No. QD 000 P40 BA, Serial No. TP-1006. Certain parameters have been retested using further series items (called samples) or are tested at each item.

Test	Requirement	Details	Units tested
Dimensions	Compliant with the geometry according to the CAD model	IT15 CAD File (*)	First article, Samples
Material thickness of shell	Compliant with the requirements according to the standards	2mm +/- 0.2mm in flat and specific areas of head section	First article, Samples, TP-1214 ff.
Material thickness at ERP	Compliant with the requirements according to the standards	6mm +/- 0.2mm at ERP	First article, All items
Material parameters	Dielectric parameters for required frequencies	300 MHz – 6 GHz: Relative permittivity < 5, Loss tangent < 0.05	Material samples
Material resistivity	The material has been tested to be compatible with the liquids defined in the standards (if handled and cleaned according to the instructions. Observe technical Note for material compatibility.	DEGMBE based simulating liquids	Pre-series, First article, Material samples
Sagging	Compliant with the requirements according to the standards. Sagging of the flat section when filled with tissue simulating liquid	< 1% typical < 0.8% if filled with 155mm of HSL900 and without DUT below	Prototypes, Sample testing

#### Standards

- [1] CENELEC EN 50381
- [2] IEEE Std 1528-2003
- [3] IEC 62209 Part 1
- [4] FCC OET Bulletin 65, Supplement C, Edition 01-01
- (\*) The IT15 CAD file is derived from [2] and is also within the tolerance requirements of the shapes of the other documents.

#### Conformity

Based on the sample tests above, we certify that this item is in compliance with the uncertainty requirements of SAR measurements specified in standards [1] to [4].

Date: 07.07.2005

Signature / Stamp

**s p e a g**

Schmid & Partner Engineering AG  
Zeughausstrasse 43, 8004 Zurich, Switzerland  
Phone +41 1 245 9700, Fax +41 1 245 9779  
Info@speag.com, http://www.speag.com

Doc No: 881 - QD 000 P40 C - F

Page: 3 (1)

Unless otherwise stated the results shown in this test report refer only to the sample(s) tested and such sample(s) are retained for 90 days only.

除非另有說明，此報告結果僅對測試之樣品負責，同時此樣品僅保留90天。本報告未經本公司書面許可，不可部份複製。

This document is issued by the Company subject to its General Conditions of Service printed overleaf, available on request or accessible at [www.sgs.com/terms\\_and\\_conditions.htm](http://www.sgs.com/terms_and_conditions.htm) and, for electronic format documents, subject to Terms and Conditions for Electronic Documents at [www.sgs.com/terms\\_e-document.htm](http://www.sgs.com/terms_e-document.htm). Attention is drawn to the limitation of liability, indemnification and jurisdiction issues defined therein. Any holder of this document is advised that information contained hereon reflects the Company's findings at the time of its intervention only and within the limits of Client's instructions, if any. The Company's sole responsibility is to its Client and this document does not exonerate parties to a transaction from exercising all their rights and obligations under the transaction documents. This document cannot be reproduced except in full, without prior written approval of the Company. Any unauthorized alteration, forgery or falsification of the content or appearance of this document is unlawful and offenders may be prosecuted to the fullest extent of the law.

## 10. System Validation from Original Equipment Supplier

Calibration Laboratory of  
Schmid & Partner  
Engineering AG  
Zeughausstrasse 43, 8004 Zurich, Switzerland



S Schweizerischer Kalibrierdienst  
S Service suisse d'étalonnage  
S Servizio svizzero di taratura  
S Swiss Calibration Service

Accredited by the Swiss Accreditation Service (SAS)  
The Swiss Accreditation Service is one of the signatories to the EA  
Multilateral Agreement for the recognition of calibration certificates

Accreditation No.: SCS 108

Client: SGS-TW (Auden)

Certificate No.: D750V3-1015\_Aug14

CALIBRATION CERTIFICATE			
Object	D750V3 - SN: 1015		
Calibration procedure(s)	QA CAL-05.v9 Calibration procedure for dipole validation kits above 700 MHz		
Calibration date:	August 28, 2014		
<p>This calibration certificate documents the traceability to national standards, which match the physical units of measurements (SI). The measurements and the uncertainties with confidence probability are given on the following pages and are part of the certificate.</p> <p>All calibrations have been conducted in the closed laboratory facility; environment temperature (22 ± 0.1°C) and humidity &lt; 70%.</p> <p>Calibration Equipment used (MATE optical for calibration)</p>			
Primary Standards	ID #	Cal Date (Certificate No.)	Scheduled Calibration
Power meter EPM-447A	GB37480794	08-Oct-13 (No. 217-01827)	Oct-14
Power sensor HP 8481A	US37292783	09-Oct-13 (No. 217-01827)	Oct-14
Power sensor HP 8481A	MY41092317	09-Oct-13 (No. 217-01828)	Oct-14
Reference 20 dB Attenuator	SN: 5058 (29K)	03-Apr-14 (No. 217-01916)	Apr-15
Type-N mismatch combination	SN: 5047.2 / 00327	03-Apr-14 (No. 217-01921)	Apr-15
Reference Probe ES3DV3	SN: 3205	30-Dec-13 (No. ES3-3205_Dec13)	Dec-14
DAE#	SN: 601	18-Aug-14 (No. DAE4-601_Aug14)	Aug-15
Secondary Standards	ID #	Check Date (in house)	Scheduled Check
RF generator R&S SMT-05	100005	04-Aug-09 (in house check Oct-13)	in house check: Oct-14
Network Analyzer HP 8753E	US37390585 84205	18-Oct-01 (in house check Oct-13)	in house check: Oct-14
Calibrated by:	Name: Minsel Weber	Function: Laboratory Technician	Signature:
Approved by:	Name: Kiju Pollock	Function: Technical Manager	Signature:
This calibration certificate shall not be reproduced except in full without written approval of the laboratory.			Issued: August 28, 2014

Certificate No.: D750V3-1015\_Aug14

Page 1 of 8

Unless otherwise stated the results shown in this test report refer only to the sample(s) tested and such sample(s) are retained for 90 days only.

除非另有說明，此報告結果僅對測試之樣品負責，同時此樣品僅保留90天。本報告未經本公司書面許可，不可部份複製。

This document is issued by the Company subject to its General Conditions of Service printed overleaf, available on request or accessible at [www.sgs.com/terms\\_and\\_conditions.htm](http://www.sgs.com/terms_and_conditions.htm) and, for electronic format documents, subject to Terms and Conditions for Electronic Documents at [www.sgs.com/terms\\_e-document.htm](http://www.sgs.com/terms_e-document.htm). Attention is drawn to the limitation of liability, indemnification and jurisdiction issues defined therein. Any holder of this document is advised that information contained hereon reflects the Company's findings at the time of its intervention only and within the limits of Client's instructions, if any. The Company's sole responsibility is to its Client and this document does not exonerate parties to a transaction from exercising all their rights and obligations under the transaction documents. This document cannot be reproduced except in full, without prior written approval of the Company. Any unauthorized alteration, forgery or falsification of the content or appearance of this document is unlawful and offenders may be prosecuted to the fullest extent of the law.

**Calibration Laboratory of  
Schmid & Partner  
Engineering AG**  
Zeughausstrasse 43, 8004 Zürich, Switzerland



**S** Schweizerischer Kalibrierdienst  
**C** Service suisse d'étalonnage  
**S** Servizio svizzero di etalonni  
**S** Swiss Calibration Service

Accredited by the Swiss Accreditation Service (SAS)  
The Swiss Accreditation Service is one of the signatories to the EA  
Multilateral Agreement for the recognition of calibration certificates

Accreditation No.: **SCS 108**

**Glossary:**

TSL tissue simulating liquid  
ConvF sensitivity in TSL / NORM x,y,z  
N/A not applicable or not measured

**Calibration is Performed According to the Following Standards:**

- IEEE Std 1528-2013, "IEEE Recommended Practice for Determining the Peak Spatial-Averaged Specific Absorption Rate (SAR) in the Human Head from Wireless Communications Devices: Measurement Techniques", June 2013
- IEC 62209-1, "Procedure to measure the Specific Absorption Rate (SAR) for hand-held devices used in close proximity to the ear (frequency range of 300 MHz to 3 GHz)", February 2005
- KDB 865664, "SAR Measurement Requirements for 100 MHz to 6 GHz"

**Additional Documentation:**

- DASY4/5 System Handbook

**Methods Applied and Interpretation of Parameters:**

- Measurement Conditions:** Further details are available from the Validation Report at the end of the certificate. All figures stated in the certificate are valid at the frequency indicated.
- Antenna Parameters with TSL:** The dipole is mounted with the spacer to position its feed point exactly below the center marking of the flat phantom section, with the arms oriented parallel to the body axis.
- Feed Point Impedance and Return Loss:** These parameters are measured with the dipole positioned under the liquid filled phantom. The impedance stated is transformed from the measurement at the SMA connector to the feed point. The Return Loss ensures low reflected power. No uncertainty required.
- Electrical Delay:** One-way delay between the SMA connector and the antenna feed point. No uncertainty required.
- SAR measured:** SAR measured at the stated antenna input power.
- SAR normalized:** SAR as measured, normalized to an input power of 1 W at the antenna connector.
- SAR for nominal TSL parameters:** The measured TSL parameters are used to calculate the nominal SAR result.

The reported uncertainty of measurement is stated as the standard uncertainty of measurement multiplied by the coverage factor  $k=2$ , which for a normal distribution corresponds to a coverage probability of approximately 95%.

Unless otherwise stated the results shown in this test report refer only to the sample(s) tested and such sample(s) are retained for 90 days only.

除非另有說明，此報告結果僅對測試之樣品負責，同時此樣品僅保留90天。本報告未經本公司書面許可，不可部份複製。

This document is issued by the Company subject to its General Conditions of Service printed overleaf, available on request or accessible at [www.sgs.com/terms\\_and\\_conditions.htm](http://www.sgs.com/terms_and_conditions.htm) and, for electronic format documents, subject to Terms and Conditions for Electronic Documents at [www.sgs.com/terms\\_e-document.htm](http://www.sgs.com/terms_e-document.htm). Attention is drawn to the limitation of liability, indemnification and jurisdiction issues defined therein. Any holder of this document is advised that information contained hereon reflects the Company's findings at the time of its intervention only and within the limits of Client's instructions, if any. The Company's sole responsibility is to its Client and this document does not exonerate parties to a transaction from exercising all their rights and obligations under the transaction documents. This document cannot be reproduced except in full, without prior written approval of the Company. Any unauthorized alteration, forgery or falsification of the content or appearance of this document is unlawful and offenders may be prosecuted to the fullest extent of the law.

### Measurement Conditions

DASY system configuration, as far as not given on page 1.

DASY Version	DASY5	V52.6.6
Extrapolation	Advanced Extrapolation	
Phantom	Modular Flat Phantom	
Distance Dipole Center - TSL	15 mm	With Spacer
Zoom Scan Resolution	dx, dy, dz = 5 mm	
Frequency	750 MHz ± 1 MHz	

### Head TSL parameters

The following parameters and calculations were applied.

	Temperature	Permittivity	Conductivity
Nominal Head TSL parameters	22.0 °C	41.9	0.89 mho/m
Measured Head TSL parameters	(22.0 ± 0.2) °C	42.2 ± 6 %	0.91 mho/m ± 6 %
Head TSL temperature change during test	< 0.5 °C		

### SAR result with Head TSL

SAR averaged over 1 cm <sup>3</sup> (1 g) of Head TSL	Condition	
SAR measured	250 mW input power	2.11 W/kg
SAR for nominal Head TSL parameters	normalized to 1W	8.31 W/kg ± 17.0 % (k=2)

SAR averaged over 10 cm <sup>3</sup> (10 g) of Head TSL	Condition	
SAR measured	250 mW input power	1.38 W/kg
SAR for nominal Head TSL parameters	normalized to 1W	5.45 W/kg ± 16.5 % (k=2)

### Body TSL parameters

The following parameters and calculations were applied.

	Temperature	Permittivity	Conductivity
Nominal Body TSL parameters	22.0 °C	55.5	0.96 mho/m
Measured Body TSL parameters	(22.0 ± 0.2) °C	55.4 ± 6 %	0.99 mho/m ± 6 %
Body TSL temperature change during test	< 0.5 °C		

### SAR result with Body TSL

SAR averaged over 1 cm <sup>3</sup> (1 g) of Body TSL	Condition	
SAR measured	250 mW input power	2.24 W/kg
SAR for nominal Body TSL parameters	normalized to 1W	8.75 W/kg ± 17.0 % (k=2)

SAR averaged over 10 cm <sup>3</sup> (10 g) of Body TSL	Condition	
SAR measured	250 mW input power	1.49 W/kg
SAR for nominal Body TSL parameters	normalized to 1W	5.85 W/kg ± 16.5 % (k=2)

Unless otherwise stated the results shown in this test report refer only to the sample(s) tested and such sample(s) are retained for 90 days only.

除非另有說明，此報告結果僅對測試之樣品負責，同時此樣品僅保留90天。本報告未經本公司書面許可，不可部份複製。

This document is issued by the Company subject to its General Conditions of Service printed overleaf, available on request or accessible at [www.sgs.com/terms\\_and\\_conditions.htm](http://www.sgs.com/terms_and_conditions.htm) and, for electronic format documents, subject to Terms and Conditions for Electronic Documents at [www.sgs.com/terms\\_e-document.htm](http://www.sgs.com/terms_e-document.htm). Attention is drawn to the limitation of liability, indemnification and jurisdiction issues defined therein. Any holder of this document is advised that information contained hereon reflects the Company's findings at the time of its intervention only and within the limits of Client's instructions, if any. The Company's sole responsibility is to its Client and this document does not exonerate parties to a transaction from exercising all their rights and obligations under the transaction documents. This document cannot be reproduced except in full, without prior written approval of the Company. Any unauthorized alteration, forgery or falsification of the content or appearance of this document is unlawful and offenders may be prosecuted to the fullest extent of the law.

**Appendix (Additional assessments outside the scope of SCS108)**

**Antenna Parameters with Head TSL**

Impedance, transformed to feed point	53.1 $\Omega$ - 0.4 $j\Omega$
Return Loss	- 30.4 dB

**Antenna Parameters with Body TSL**

Impedance, transformed to feed point	48.3 $\Omega$ - 2.9 $j\Omega$
Return Loss	- 29.5 dB

**General Antenna Parameters and Design**

Electrical Delay (one direction)	1.037 ns
----------------------------------	----------

After long term use with 100W radiated power, only a slight warming of the dipole near the feedpoint can be measured.

The dipole is made of standard semirigid coaxial cable. The center conductor of the feeding line is directly connected to the second arm of the dipole. The antenna is therefore short-circuited for DC-signals. On some of the dipoles, small end caps are added to the dipole arms in order to improve matching when loaded according to the position as explained in the "Measurement Conditions" paragraph. The SAR data are not affected by this change. The overall dipole length is still according to the Standard.  
No excessive force must be applied to the dipole arms, because they might bend or the soldered connections near the feedpoint may be damaged.

**Additional EUT Data**

Manufactured by	SPEAG
Manufactured on	March 22, 2010

Unless otherwise stated the results shown in this test report refer only to the sample(s) tested and such sample(s) are retained for 90 days only.

除非另有說明，此報告結果僅對測試之樣品負責，同時此樣品僅保留90天。本報告未經本公司書面許可，不可部份複製。

This document is issued by the Company subject to its General Conditions of Service printed overleaf, available on request or accessible at [www.sgs.com/terms\\_and\\_conditions.htm](http://www.sgs.com/terms_and_conditions.htm) and, for electronic format documents, subject to Terms and Conditions for Electronic Documents at [www.sgs.com/terms\\_e-document.htm](http://www.sgs.com/terms_e-document.htm). Attention is drawn to the limitation of liability, indemnification and jurisdiction issues defined therein. Any holder of this document is advised that information contained hereon reflects the Company's findings at the time of its intervention only and within the limits of Client's instructions, if any. The Company's sole responsibility is to its Client and this document does not exonerate parties to a transaction from exercising all their rights and obligations under the transaction documents. This document cannot be reproduced except in full, without prior written approval of the Company. Any unauthorized alteration, forgery or falsification of the content or appearance of this document is unlawful and offenders may be prosecuted to the fullest extent of the law.



## DASY5 Validation Report for Head TSL

Date: 28.08.2014

Test Laboratory: SPEAG, Zurich, Switzerland

**DUT: Dipole 750 MHz; Type: D750V3; Serial: D750V3 - SN: 1015**


Communication System: UID 0 - CW; Frequency: 750 MHz  
Medium parameters used:  $f = 750 \text{ MHz}$ ;  $\sigma = 0.91 \text{ S/m}$ ;  $\epsilon_r = 42.2$ ;  $\rho = 1000 \text{ kg/m}^3$   
Phantom section: Flat Section  
Measurement Standard: DASY5 (IEEE/IEC/ANSI C63.19-2011)

DASY52 Configuration:

- Probe: ES3DV3 - SN3205; ConvF(6.37, 6.37, 6.37); Calibrated: 30.12.2013;
- Sensor-Surface: 3mm (Mechanical Surface Detection)
- Electronics: DAE4 Sn601; Calibrated: 18.08.2014
- Phantom: Flat Phantom 4.9L; Type: QD000P49AA; Serial: 1001
- DASY52 52.8.8(1222); SEMCAD X 14.6.10(7331)

### Dipole Calibration for Head Tissue/Pin=250 mW, d=15mm/Zoom Scan (7x7x7)/Cube 0:

Measurement grid:  $dx=5\text{mm}$ ,  $dy=5\text{mm}$ ,  $dz=5\text{mm}$   
Reference Value = 53.68 V/m; Power Drift = 0.01 dB  
Peak SAR (extrapolated) = 3.13 W/kg  
**SAR(1 g) = 2.11 W/kg; SAR(10 g) = 1.38 W/kg**  
Maximum value of SAR (measured) = 2.46 W/kg

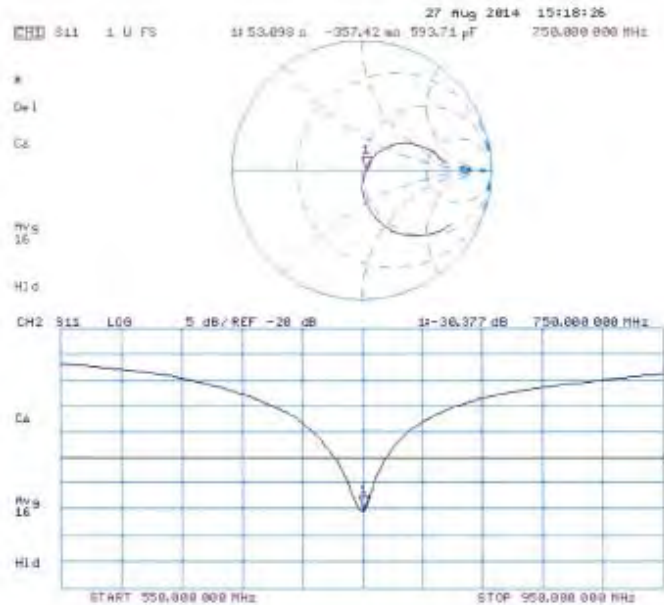


Unless otherwise stated the results shown in this test report refer only to the sample(s) tested and such sample(s) are retained for 90 days only.

除非另有說明，此報告結果僅對測試之樣品負責，同時此樣品僅保留90天。本報告未經本公司書面許可，不可部份複製。

This document is issued by the Company subject to its General Conditions of Service printed overleaf, available on request or accessible at [www.sgs.com/terms\\_and\\_conditions.htm](http://www.sgs.com/terms_and_conditions.htm) and, for electronic format documents, subject to Terms and Conditions for Electronic Documents at [www.sgs.com/terms\\_e-document.htm](http://www.sgs.com/terms_e-document.htm). Attention is drawn to the limitation of liability, indemnification and jurisdiction issues defined therein. Any holder of this document is advised that information contained hereon reflects the Company's findings at the time of its intervention only and within the limits of Client's instructions, if any. The Company's sole responsibility is to its Client and this document does not exonerate parties to a transaction from exercising all their rights and obligations under the transaction documents. This document cannot be reproduced except in full, without prior written approval of the Company. Any unauthorized alteration, forgery or falsification of the content or appearance of this document is unlawful and offenders may be prosecuted to the fullest extent of the law.

### Impedance Measurement Plot for Head TSL



Unless otherwise stated the results shown in this test report refer only to the sample(s) tested and such sample(s) are retained for 90 days only.

除非另有說明，此報告結果僅對測試之樣品負責，同時此樣品僅保留90天。本報告未經本公司書面許可，不可部份複製。

This document is issued by the Company subject to its General Conditions of Service printed overleaf, available on request or accessible at [www.sgs.com/terms\\_and\\_conditions.htm](http://www.sgs.com/terms_and_conditions.htm) and, for electronic format documents, subject to Terms and Conditions for Electronic Documents at [www.sgs.com/terms\\_e-document.htm](http://www.sgs.com/terms_e-document.htm). Attention is drawn to the limitation of liability, indemnification and jurisdiction issues defined therein. Any holder of this document is advised that information contained hereon reflects the Company's findings at the time of its intervention only and within the limits of Client's instructions, if any. The Company's sole responsibility is to its Client and this document does not exonerate parties to a transaction from exercising all their rights and obligations under the transaction documents. This document cannot be reproduced except in full, without prior written approval of the Company. Any unauthorized alteration, forgery or falsification of the content or appearance of this document is unlawful and offenders may be prosecuted to the fullest extent of the law.

## DASY5 Validation Report for Body TSL

Date: 27.08.2014

Test Laboratory: SPEAG, Zurich, Switzerland

**DUT: Dipole 750 MHz; Type: D750V3; Serial: D750V3 - SN: 1015**


Communication System: UID 0 - CW; Frequency: 750 MHz  
Medium parameters used:  $f = 750 \text{ MHz}$ ;  $\sigma = 0.99 \text{ S/m}$ ;  $\epsilon_r = 55.4$ ;  $\rho = 1000 \text{ kg/m}^3$   
Phantom section: Flat Section  
Measurement Standard: DASY5 (IEEE/IEC/ANSI C63.19-2011)

### DASY52 Configuration:

- Probe: ES3DV3 - SN3205; ConvF(6.13, 6.13, 6.13); Calibrated: 30.12.2013;
- Sensor-Surface: 3mm (Mechanical Surface Detection)
- Electronics: DAE4 Sn601; Calibrated: 18.08.2014
- Phantom: Flat Phantom 4.9L; Type: QD000P49AA; Serial: 1001
- DASY52 52.8,8(1222); SEMCAD X 14.6.10(7331)

### Dipole Calibration for Body Tissue/Pin=250 mW, d=15mm/Zoom Scan (7x7x7)/Cube 0:

Measurement grid: dx=5mm, dy=5mm, dz=5mm  
Reference Value = 53.06 V/m; Power Drift = -0.02 dB  
Peak SAR (extrapolated) = 3.26 W/kg  
SAR(1 g) = 2.24 W/kg; SAR(10 g) = 1.49 W/kg  
Maximum value of SAR (measured) = 2.60 W/kg

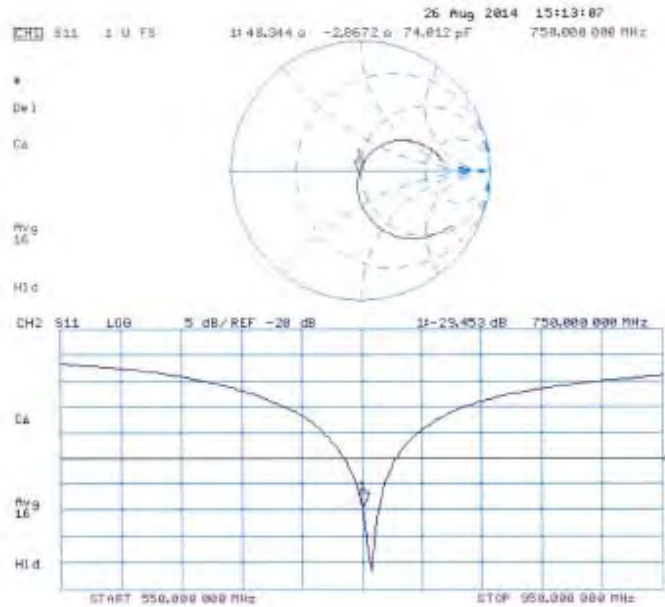


Unless otherwise stated the results shown in this test report refer only to the sample(s) tested and such sample(s) are retained for 90 days only.

除非另有說明，此報告結果僅對測試之樣品負責，同時此樣品僅保留90天。本報告未經本公司書面許可，不可部份複製。

This document is issued by the Company subject to its General Conditions of Service printed overleaf, available on request or accessible at [www.sgs.com/terms\\_and\\_conditions.htm](http://www.sgs.com/terms_and_conditions.htm) and, for electronic format documents, subject to Terms and Conditions for Electronic Documents at [www.sgs.com/terms\\_e-document.htm](http://www.sgs.com/terms_e-document.htm). Attention is drawn to the limitation of liability, indemnification and jurisdiction issues defined therein. Any holder of this document is advised that information contained hereon reflects the Company's findings at the time of its intervention only and within the limits of Client's instructions, if any. The Company's sole responsibility is to its Client and this document does not exonerate parties to a transaction from exercising all their rights and obligations under the transaction documents. This document cannot be reproduced except in full, without prior written approval of the Company. Any unauthorized alteration, forgery or falsification of the content or appearance of this document is unlawful and offenders may be prosecuted to the fullest extent of the law.

### Impedance Measurement Plot for Body TSL



Unless otherwise stated the results shown in this test report refer only to the sample(s) tested and such sample(s) are retained for 90 days only.

除非另有說明，此報告結果僅對測試之樣品負責，同時此樣品僅保留90天。本報告未經本公司書面許可，不可部份複製。

This document is issued by the Company subject to its General Conditions of Service printed overleaf, available on request or accessible at [www.sgs.com/terms\\_and\\_conditions.htm](http://www.sgs.com/terms_and_conditions.htm) and, for electronic format documents, subject to Terms and Conditions for Electronic Documents at [www.sgs.com/terms\\_e-document.htm](http://www.sgs.com/terms_e-document.htm). Attention is drawn to the limitation of liability, indemnification and jurisdiction issues defined therein. Any holder of this document is advised that information contained hereon reflects the Company's findings at the time of its intervention only and within the limits of Client's instructions, if any. The Company's sole responsibility is to its Client and this document does not exonerate parties to a transaction from exercising all their rights and obligations under the transaction documents. This document cannot be reproduced except in full, without prior written approval of the Company. Any unauthorized alteration, forgery or falsification of the content or appearance of this document is unlawful and offenders may be prosecuted to the fullest extent of the law.

**Calibration Laboratory of  
Schmid & Partner  
Engineering AG**  
Zeughausstrasse 43, 8004 Zurich, Switzerland



S Schweizerischer Kalibrierdienst  
C Service suisse d'étalonnage  
S Servizio svizzero di taratura  
S Swiss Calibration Service

Accredited by the Swiss Accreditation Service (SAS)  
The Swiss Accreditation Service is one of the signatories to the EA  
Multilateral Agreement for the recognition of calibration certificates

Accreditation No.: **SCS 108**

Client **SGS-TW (Auden)**

Certificate No: **D835V2-4d063\_Aug14**

## CALIBRATION CERTIFICATE

Object: **D835V2 - SN: 4d063**

Calibration procedure(s): **QA CAL-05.v9  
Calibration procedure for dipole validation kits above 700 MHz**

Calibration date: **August 28, 2014**

This calibration certificate documents the traceability to national standards, which realize the physical units of measurements (SI).  
The measurements and the uncertainties with confidence probability are given on the following pages and are part of the certificate.

All calibrations have been conducted in the closed laboratory facility, environment temperature (22 ± 3)°C and humidity < 70%.

Calibration Equipment used (MPE critical for calibration)

Primary Standards	ID #	Cal. Date (Certificate No.)	Scheduled Calibration
Power meter EPM-442A	0837460704	09-Oct-13 (No. 217-01827)	Oct-14
Power sensor HP 8461A	US37292793	09-Oct-13 (No. 217-01827)	Oct-14
Power sensor HP 8481A	MY41092317	09-Oct-13 (No. 217-01828)	Oct-14
Reference 20 dB Attenuator	SN: 5008 (20K)	03-Apr-14 (No. 217-01816)	Apr-15
Type-N mismatch combinator	SN: 5047.2 / 06327	03-Apr-14 (No. 217-01921)	Apr-15
Reference Probe ES30DV3	SN: 3206	30-Dec-13 (No. ES3-3206_Dec13)	Dec-14
DAE4	SN: 601	18-Aug-14 (No. DAE4-601_Aug14)	Aug-15
Secondary Standards	ID #	Check Date (in house)	Scheduled Check
RF generator R&S SMT-06	100006	04-Aug-88 (in house check Oct-13)	in house check Oct-16
Network Analyzer HP 8753E	US37290685 54206	18-Oct-01 (in house check Oct-15)	in house check Oct-14

Calibrated by: **Name: Michael Walser, Function: Laboratory Technician, Signature: [Signature]**

Approved by: **Name: Katja Polovic, Function: Technical Manager, Signature: [Signature]**

Issued: August 28, 2014

The calibration certificate shall not be reproduced except in full without written approval of the laboratory.

Certificate No: D835V2-4d063\_Aug14

Page 1 of 8

Unless otherwise stated the results shown in this test report refer only to the sample(s) tested and such sample(s) are retained for 90 days only.

除非另有說明，此報告結果僅對測試之樣品負責，同時此樣品僅保留90天。本報告未經本公司書面許可，不可部份複製。

This document is issued by the Company subject to its General Conditions of Service printed overleaf, available on request or accessible at [www.sgs.com/terms\\_and\\_conditions.htm](http://www.sgs.com/terms_and_conditions.htm) and, for electronic format documents, subject to Terms and Conditions for Electronic Documents at [www.sgs.com/terms\\_e-document.htm](http://www.sgs.com/terms_e-document.htm). Attention is drawn to the limitation of liability, indemnification and jurisdiction issues defined therein. Any holder of this document is advised that information contained hereon reflects the Company's findings at the time of its intervention only and within the limits of Client's instructions, if any. The Company's sole responsibility is to its Client and this document does not exonerate parties to a transaction from exercising all their rights and obligations under the transaction documents. This document cannot be reproduced except in full, without prior written approval of the Company. Any unauthorized alteration, forgery or falsification of the content or appearance of this document is unlawful and offenders may be prosecuted to the fullest extent of the law.

**Calibration Laboratory of  
Schmid & Partner  
Engineering AG**  
Zeughausstrasse 43, 8004 Zurich, Switzerland



S Schweizerischer Kalibrierdienst  
S Service suisse d'étalonnage  
S Servizio svizzero di taratura  
S Swiss Calibration Service

Accredited by the Swiss Accreditation Service (BAS)  
The Swiss Accreditation Service is one of the signatories to the EA  
Multilateral Agreement for the recognition of calibration certificates

Accreditation No.: **SCS 108**

**Glossary:**

TSL tissue simulating liquid  
ConvF sensitivity in TSL / NORM x,y,z  
N/A not applicable or not measured

**Calibration is Performed According to the Following Standards:**

- IEEE Std 1528-2013, "IEEE Recommended Practice for Determining the Peak Spatial-Averaged Specific Absorption Rate (SAR) in the Human Head from Wireless Communications Devices; Measurement Techniques", June 2013
- IEC 62209-1, "Procedure to measure the Specific Absorption Rate (SAR) for hand-held devices used in close proximity to the ear (frequency range of 300 MHz to 3 GHz)", February 2005
- KDB 865664, "SAR Measurement Requirements for 100 MHz to 6 GHz"

**Additional Documentation:**

- DASY4/5 System Handbook

**Methods Applied and Interpretation of Parameters:**

- Measurement Conditions:* Further details are available from the Validation Report at the end of the certificate. All figures stated in the certificate are valid at the frequency indicated.
- Antenna Parameters with TSL:* The dipole is mounted with the spacer to position its feed point exactly below the center marking of the flat phantom section, with the arms oriented parallel to the body axis.
- Feed Point Impedance and Return Loss:* These parameters are measured with the dipole positioned under the liquid filled phantom. The impedance stated is transformed from the measurement at the SMA connector to the feed point. The Return Loss ensures low reflected power. No uncertainty required.
- Electrical Delay:* One-way delay between the SMA connector and the antenna feed point. No uncertainty required.
- SAR measured:* SAR measured at the stated antenna input power.
- SAR normalized:* SAR as measured, normalized to an input power of 1 W at the antenna connector.
- SAR for nominal TSL parameters:* The measured TSL parameters are used to calculate the nominal SAR result.

The reported uncertainty of measurement is stated as the standard uncertainty of measurement multiplied by the coverage factor  $k=2$ , which for a normal distribution corresponds to a coverage probability of approximately 95%.

Unless otherwise stated the results shown in this test report refer only to the sample(s) tested and such sample(s) are retained for 90 days only.

除非另有說明，此報告結果僅對測試之樣品負責，同時此樣品僅保留90天。本報告未經本公司書面許可，不可部份複製。

This document is issued by the Company subject to its General Conditions of Service printed overleaf, available on request or accessible at [www.sgs.com/terms\\_and\\_conditions.htm](http://www.sgs.com/terms_and_conditions.htm) and, for electronic format documents, subject to Terms and Conditions for Electronic Documents at [www.sgs.com/terms\\_e-document.htm](http://www.sgs.com/terms_e-document.htm). Attention is drawn to the limitation of liability, indemnification and jurisdiction issues defined therein. Any holder of this document is advised that information contained hereon reflects the Company's findings at the time of its intervention only and within the limits of Client's instructions, if any. The Company's sole responsibility is to its Client and this document does not exonerate parties to a transaction from exercising all their rights and obligations under the transaction documents. This document cannot be reproduced except in full, without prior written approval of the Company. Any unauthorized alteration, forgery or falsification of the content or appearance of this document is unlawful and offenders may be prosecuted to the fullest extent of the law.

### Measurement Conditions

DASY system configuration, as far as not given on page 1.

DASY Version	DASY5	V52.8.8
Extrapolation	Advanced Extrapolation	
Phantom	Modular Flat Phantom	
Distance Dipole Center - TSL	15 mm	with Spacer
Zoom Scan Resolution	dx, dy, dz = 5 mm	
Frequency	835 MHz ± 1 MHz	

### Head TSL parameters

The following parameters and calculations were applied.

	Temperature	Permittivity	Conductivity
Nominal Head TSL parameters	22.0 °C	41.5	0.90 mho/m
Measured Head TSL parameters	(22.0 ± 0.2) °C	42.0 ± 6 %	0.94 mho/m ± 6 %
Head TSL temperature change during test	< 0.5 °C	---	---

### SAR result with Head TSL

SAR averaged over 1 cm <sup>3</sup> (1 g) of Head TSL	Condition	
SAR measured	250 mW input power	2.38 W/kg
SAR for nominal Head TSL parameters	normalized to 1W	9.24 W/kg ± 17.0 % (k=2)

SAR averaged over 10 cm <sup>3</sup> (10 g) of Head TSL	condition	
SAR measured	250 mW input power	1.55 W/kg
SAR for nominal Head TSL parameters	normalized to 1W	6.05 W/kg ± 16.5 % (k=2)

### Body TSL parameters

The following parameters and calculations were applied.

	Temperature	Permittivity	Conductivity
Nominal Body TSL parameters	22.0 °C	55.2	0.97 mho/m
Measured Body TSL parameters	(22.0 ± 0.2) °C	55.2 ± 6 %	1.01 mho/m ± 6 %
Body TSL temperature change during test	< 0.5 °C	---	---

### SAR result with Body TSL

SAR averaged over 1 cm <sup>3</sup> (1 g) of Body TSL	Condition	
SAR measured	250 mW input power	2.41 W/kg
SAR for nominal Body TSL parameters	normalized to 1W	9.35 W/kg ± 17.0 % (k=2)

SAR averaged over 10 cm <sup>3</sup> (10 g) of Body TSL	condition	
SAR measured	250 mW input power	1.59 W/kg
SAR for nominal Body TSL parameters	normalized to 1W	6.21 W/kg ± 16.5 % (k=2)

Unless otherwise stated the results shown in this test report refer only to the sample(s) tested and such sample(s) are retained for 90 days only.

除非另有說明，此報告結果僅對測試之樣品負責，同時此樣品僅保留90天。本報告未經本公司書面許可，不可部份複製。

This document is issued by the Company subject to its General Conditions of Service printed overleaf, available on request or accessible at [www.sgs.com/terms\\_and\\_conditions.htm](http://www.sgs.com/terms_and_conditions.htm) and, for electronic format documents, subject to Terms and Conditions for Electronic Documents at [www.sgs.com/terms\\_e-document.htm](http://www.sgs.com/terms_e-document.htm). Attention is drawn to the limitation of liability, indemnification and jurisdiction issues defined therein. Any holder of this document is advised that information contained hereon reflects the Company's findings at the time of its intervention only and within the limits of Client's instructions, if any. The Company's sole responsibility is to its Client and this document does not exonerate parties to a transaction from exercising all their rights and obligations under the transaction documents. This document cannot be reproduced except in full, without prior written approval of the Company. Any unauthorized alteration, forgery or falsification of the content or appearance of this document is unlawful and offenders may be prosecuted to the fullest extent of the law.

## Appendix (Additional assessments outside the scope of SCS108)

### Antenna Parameters with Head TSL

Impedance, transformed to feed point	51.7 $\Omega$ -3.6 j $\Omega$
Return Loss	-28.2 dB

### Antenna Parameters with Body TSL

Impedance, transformed to feed point	47.1 $\Omega$ -5.8 j $\Omega$
Return Loss	-29.7 dB

### General Antenna Parameters and Design

Electrical Delay (one direction)	1.021 ns
----------------------------------	----------

After long term use with 100W radiated power, only a slight warming of the dipole near the feedpoint can be measured.

The dipole is made of standard samigin coaxial cable. The center conductor of the feeding line is directly connected to the second arm of the dipole. The antenna is therefore short-circuited for DC-signals. On some of the dipoles, small end caps are added to the dipole arms in order to improve matching when loaded according to the position as explained in the "Measurement Conditions" paragraph. The SAR data are not affected by this change. The overall dipole length is still according to the Standard.

No excessive force must be applied to the dipole arms, because they might bend or the soldered connections near the feedpoint may be damaged.

### Additional EUT Data

Manufactured by	SPEAG
Manufactured on	November 27, 2006

Unless otherwise stated the results shown in this test report refer only to the sample(s) tested and such sample(s) are retained for 90 days only.

除非另有說明，此報告結果僅對測試之樣品負責，同時此樣品僅保留90天。本報告未經本公司書面許可，不可部份複製。

This document is issued by the Company subject to its General Conditions of Service printed overleaf, available on request or accessible at [www.sgs.com/terms\\_and\\_conditions.htm](http://www.sgs.com/terms_and_conditions.htm) and, for electronic format documents, subject to Terms and Conditions for Electronic Documents at [www.sgs.com/terms\\_e-document.htm](http://www.sgs.com/terms_e-document.htm). Attention is drawn to the limitation of liability, indemnification and jurisdiction issues defined therein. Any holder of this document is advised that information contained hereon reflects the Company's findings at the time of its intervention only and within the limits of Client's instructions, if any. The Company's sole responsibility is to its Client and this document does not exonerate parties to a transaction from exercising all their rights and obligations under the transaction documents. This document cannot be reproduced except in full, without prior written approval of the Company. Any unauthorized alteration, forgery or falsification of the content or appearance of this document is unlawful and offenders may be prosecuted to the fullest extent of the law.



## DASY5 Validation Report for Head TSL

Date: 28.08.2014

Test Laboratory: SPEAG, Zürich, Switzerland

**DUT: Dipole 835 MHz; Type: D835V2; Serial: D835V2 - SN: 4d063**

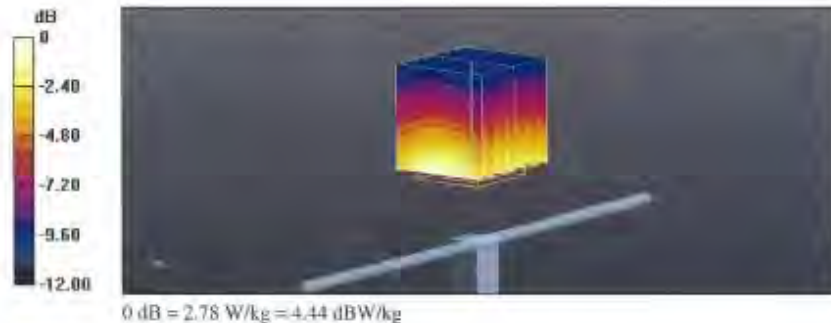
Communication System: UID 0 - CW; Frequency: 835 MHz  
Medium parameters used:  $f = 835 \text{ MHz}$ ;  $\sigma = 0.94 \text{ S/m}$ ;  $\epsilon_r = 42$ ;  $\rho = 1000 \text{ kg/m}^3$   
Phantom section: Flat Section  
Measurement Standard: DASY5 (IEEE/IEC/ANSI C63.19-2011)

DASY52 Configuration:

- Probe: ES3DV3 - SN3205; ConvF(6.22, 6.22, 6.22); Calibrated: 30.12.2013;
- Sensor-Surface: 3mm (Mechanical Surface Detection)
- Electronics: DAE4 Sn601; Calibrated: 18.08.2014
- Phantom: Flat Phantom 4.9L; Type: QD000P49AA; Serial: 1001
- DASY52 52.8.8(1222); SEMCAD X 14.6.10(7331)

### Dipole Calibration for Head Tissue/Pin=250 mW, d=15mm/Zoom Scan (7x7x7)/Cube 0:

Measurement grid:  $dx=5\text{mm}$ ,  $dy=5\text{mm}$ ,  $dz=5\text{mm}$   
Reference Value = 56.23 V/m; Power Drift = -0.02 dB  
Peak SAR (extrapolated) = 3.53 W/kg  
**SAR(1 g) = 2.38 W/kg; SAR(10 g) = 1.55 W/kg**  
Maximum value of SAR (measured) = 2.78 W/kg



Certificate No: D835V2-4d063\_Aug14

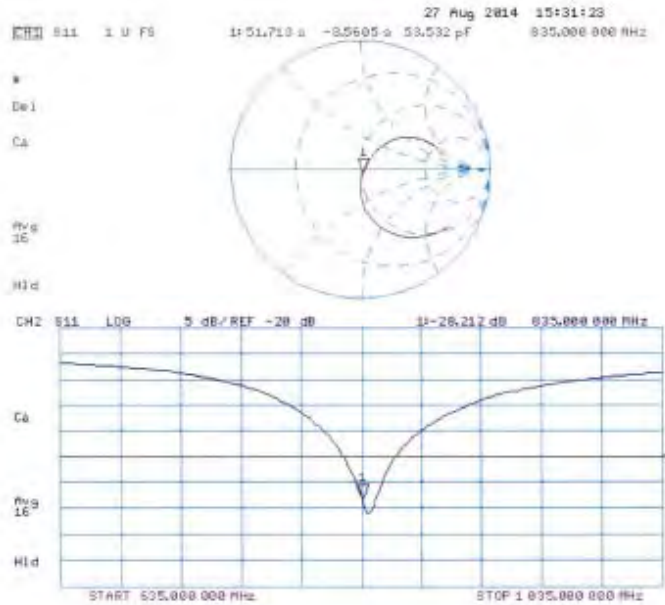
Page 5 of 8

Unless otherwise stated the results shown in this test report refer only to the sample(s) tested and such sample(s) are retained for 90 days only.

除非另有說明，此報告結果僅對測試之樣品負責，同時此樣品僅保留90天。本報告未經本公司書面許可，不可部份複製。

This document is issued by the Company subject to its General Conditions of Service printed overleaf, available on request or accessible at [www.sgs.com/terms\\_and\\_conditions.htm](http://www.sgs.com/terms_and_conditions.htm) and, for electronic format documents, subject to Terms and Conditions for Electronic Documents at [www.sgs.com/terms\\_e-document.htm](http://www.sgs.com/terms_e-document.htm). Attention is drawn to the limitation of liability, indemnification and jurisdiction issues defined therein. Any holder of this document is advised that information contained hereon reflects the Company's findings at the time of its intervention only and within the limits of Client's instructions, if any. The Company's sole responsibility is to its Client and this document does not exonerate parties to a transaction from exercising all their rights and obligations under the transaction documents. This document cannot be reproduced except in full, without prior written approval of the Company. Any unauthorized alteration, forgery or falsification of the content or appearance of this document is unlawful and offenders may be prosecuted to the fullest extent of the law.

### Impedance Measurement Plot for Head TSL



Unless otherwise stated the results shown in this test report refer only to the sample(s) tested and such sample(s) are retained for 90 days only.

除非另有說明，此報告結果僅對測試之樣品負責，同時此樣品僅保留90天。本報告未經本公司書面許可，不可部份複製。

This document is issued by the Company subject to its General Conditions of Service printed overleaf, available on request or accessible at [www.sgs.com/terms\\_and\\_conditions.htm](http://www.sgs.com/terms_and_conditions.htm) and, for electronic format documents, subject to Terms and Conditions for Electronic Documents at [www.sgs.com/terms\\_e-document.htm](http://www.sgs.com/terms_e-document.htm). Attention is drawn to the limitation of liability, indemnification and jurisdiction issues defined therein. Any holder of this document is advised that information contained hereon reflects the Company's findings at the time of its intervention only and within the limits of Client's instructions, if any. The Company's sole responsibility is to its Client and this document does not exonerate parties to a transaction from exercising all their rights and obligations under the transaction documents. This document cannot be reproduced except in full, without prior written approval of the Company. Any unauthorized alteration, forgery or falsification of the content or appearance of this document is unlawful and offenders may be prosecuted to the fullest extent of the law.

## DASY5 Validation Report for Body TSL

Date: 27.08.2014

Test Laboratory: SPEAG, Zurich, Switzerland

**DUT: Dipole 835 MHz; Type: D835V2; Serial: D835V2 - SN: 4d063**


Communication System: UID 0 - CW; Frequency: 835 MHz  
Medium parameters used:  $f = 835 \text{ MHz}$ ;  $\sigma = 1.01 \text{ S/m}$ ;  $\epsilon_r = 55.2$ ;  $\rho = 1000 \text{ kg/m}^3$   
Phantom section: Flat Section  
Measurement Standard: DASY5 (IEEE/IEC/ANSI C63.19-2011)

### DASY52 Configuration:

- Probe: ES3DV3 - SN3205; ConvF(6.09, 6.09, 6.09); Calibrated: 30.12.2013;
- Sensor-Surface; 3mm (Mechanical Surface Detection)
- Electronics: DAE4 Sn601; Calibrated: 18.08.2014
- Phantom: Flat Phantom 4.9L; Type: QD000P49AA; Serial: 1001
- DASY52.52.8.8(1222); SEMCAD X 14.6.10(7331)

### Dipole Calibration for Body Tissue/Pin=250 mW, d=15mm/Zoom Scan (7x7x7)/Cube 0:

Measurement grid:  $dx=5\text{mm}$ ,  $dy=5\text{mm}$ ,  $dz=5\text{mm}$   
Reference Value = 54.65 V/m; Power Drift = -0.03 dB  
Peak SAR (extrapolated) = 3.53 W/kg  
**SAR(1 g) = 2.41 W/kg; SAR(10 g) = 1.59 W/kg**  
Maximum value of SAR (measured) = 2.80 W/kg

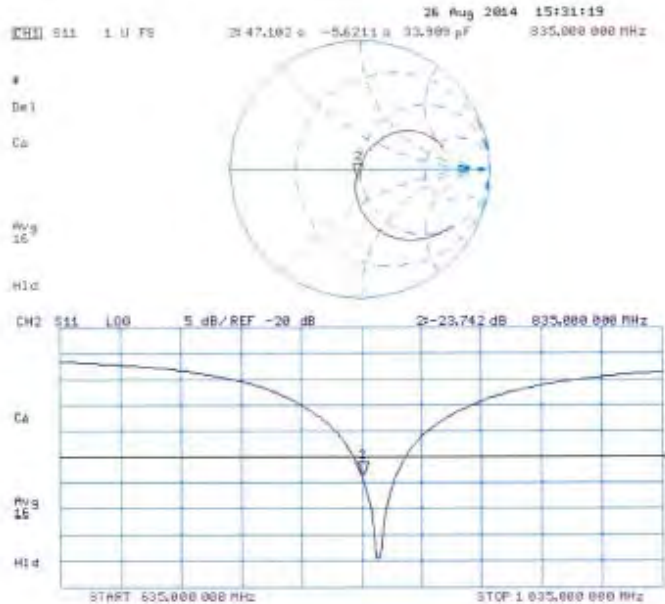


Unless otherwise stated the results shown in this test report refer only to the sample(s) tested and such sample(s) are retained for 90 days only.

除非另有說明，此報告結果僅對測試之樣品負責，同時此樣品僅保留90天。本報告未經本公司書面許可，不可部份複製。

This document is issued by the Company subject to its General Conditions of Service printed overleaf, available on request or accessible at [www.sgs.com/terms\\_and\\_conditions.htm](http://www.sgs.com/terms_and_conditions.htm) and, for electronic format documents, subject to Terms and Conditions for Electronic Documents at [www.sgs.com/terms\\_e-document.htm](http://www.sgs.com/terms_e-document.htm). Attention is drawn to the limitation of liability, indemnification and jurisdiction issues defined therein. Any holder of this document is advised that information contained hereon reflects the Company's findings at the time of its intervention only and within the limits of Client's instructions, if any. The Company's sole responsibility is to its Client and this document does not exonerate parties to a transaction from exercising all their rights and obligations under the transaction documents. This document cannot be reproduced except in full, without prior written approval of the Company. Any unauthorized alteration, forgery or falsification of the content or appearance of this document is unlawful and offenders may be prosecuted to the fullest extent of the law.

### Impedance Measurement Plot for Body TSL



Unless otherwise stated the results shown in this test report refer only to the sample(s) tested and such sample(s) are retained for 90 days only.

除非另有說明，此報告結果僅對測試之樣品負責，同時此樣品僅保留90天。本報告未經本公司書面許可，不可部份複製。

This document is issued by the Company subject to its General Conditions of Service printed overleaf, available on request or accessible at [www.sgs.com/terms\\_and\\_conditions.htm](http://www.sgs.com/terms_and_conditions.htm) and, for electronic format documents, subject to Terms and Conditions for Electronic Documents at [www.sgs.com/terms\\_e-document.htm](http://www.sgs.com/terms_e-document.htm). Attention is drawn to the limitation of liability, indemnification and jurisdiction issues defined therein. Any holder of this document is advised that information contained hereon reflects the Company's findings at the time of its intervention only and within the limits of Client's instructions, if any. The Company's sole responsibility is to its Client and this document does not exonerate parties to a transaction from exercising all their rights and obligations under the transaction documents. This document cannot be reproduced except in full, without prior written approval of the Company. Any unauthorized alteration, forgery or falsification of the content or appearance of this document is unlawful and offenders may be prosecuted to the fullest extent of the law.

**Calibration Laboratory of  
Schmid & Partner  
Engineering AG**  
Zeughausstrasse 43, 8004 Zurich, Switzerland



S Schweizerischer Kalibrierdienst  
C Service suisse d'étalonnage  
S Servizio svizzero di taratura  
S Swiss Calibration Service

Accredited by the Swiss Accreditation Service (SAS)  
The Swiss Accreditation Service is one of the signatories to the EA  
Multilateral Agreement for the recognition of calibration certificates

Accreditation No.: **SCS 108**

Client **SGS-TW (Auden)**

Certificate No: **D1750V2-1008\_Aug14**

## CALIBRATION CERTIFICATE

Object **D1750V2 - SN: 1008**

Calibration procedure(s) **QA CAL-05.v9  
Calibration procedure for dipole validation kits above 700 MHz**

Calibration date: **August 28, 2014**

This calibration certificate documents the traceability to national standards, which realize the physical units of measurements (SI).  
The measurements and the uncertainties with confidence probability are given on the following pages and are part of the certificate.

All calibrations have been conducted in the closed laboratory facility; environment: temperature (22 ± 0.5°C) and humidity < 70%.

Calibration Equipment used (M&E critical for calibration)

Primary Standards	ID #	Cal Date (Certificate No.)	Scheduled Calibration
Power meter EPM-442A	0507480704	09-Oct-13 (No. 217-01827)	Oct-14
Power sensor HP 8481A	US37292783	09-Oct-13 (No. 217-01827)	Oct-14
Power sensor HP 8481A	MY41092317	09-Oct-13 (No. 217-01828)	Oct-14
Reference 20 dB Attenuator	SN: 5058 (20A)	03-Apr-14 (No. 217-01518)	Apr-15
Type-N mismatch combination	SN: 5047.2 / 06327	03-Apr-14 (No. 217-01921)	Apr-15
Reference Probe ES30V3	SN: 3205	30-Dec-13 (No. ES3-3206_Disc13)	Dec-14
DAE4	SN: 601	18-Aug-14 (No. DAE4-601_Aug14)	Aug-15
Secondary Standards	ID #	Check Date (in house)	Scheduled Check
RF generator RAS SMT-06	100005	04-Aug-09 (in house check Oct-13)	in house check: Oct-18
Network Analyzer HP 8753E	US3739U585 84209	18-Oct-01 (in house check Oct-13)	in house check: Oct-14

Calibrated by: **Michael Weber** (Name) / **Laboratory Technician** (Function) / *[Signature]* (Signature)

Approved by: **Karin Foidl** (Name) / **Technical Manager** (Function) / *[Signature]* (Signature)

Issued: August 28, 2014

This calibration certificate shall not be reproduced except in full without written approval of the laboratory.

Certificate No: D1750V2-1008\_Aug14

Page 1 of 8

Unless otherwise stated the results shown in this test report refer only to the sample(s) tested and such sample(s) are retained for 90 days only.

除非另有說明，此報告結果僅對測試之樣品負責，同時此樣品僅保留90天。本報告未經本公司書面許可，不可部份複製。

This document is issued by the Company subject to its General Conditions of Service printed overleaf, available on request or accessible at [www.sgs.com/terms\\_and\\_conditions.htm](http://www.sgs.com/terms_and_conditions.htm) and, for electronic format documents, subject to Terms and Conditions for Electronic Documents at [www.sgs.com/terms\\_e-document.htm](http://www.sgs.com/terms_e-document.htm). Attention is drawn to the limitation of liability, indemnification and jurisdiction issues defined therein. Any holder of this document is advised that information contained hereon reflects the Company's findings at the time of its intervention only and within the limits of Client's instructions, if any. The Company's sole responsibility is to its Client and this document does not exonerate parties to a transaction from exercising all their rights and obligations under the transaction documents. This document cannot be reproduced except in full, without prior written approval of the Company. Any unauthorized alteration, forgery or falsification of the content or appearance of this document is unlawful and offenders may be prosecuted to the fullest extent of the law.

**Calibration Laboratory of**  
Schmid & Partner  
Engineering AG  
Zuglharstrasse 43, 8004 Zurich, Switzerland



S Schweizerischer Kalibrierdienst  
C Service suisse d'étalonnage  
S Servizio svizzero di taratura  
S Swiss Calibration Service

Approved by the Swiss Accreditation Service (SAS)  
The Swiss Accreditation Service is one of the signatories to the EA  
Multilateral Agreement for the recognition of calibration certificates

Accreditation No.: **SCS 108**

**Glossary:**

TSL tissue simulating liquid  
ConvF sensitivity in TSL / NORM x,y,z  
N/A not applicable or not measured

**Calibration is Performed According to the Following Standards:**

- IEEE Std 1528-2013, "IEEE Recommended Practice for Determining the Peak Spatial-Averaged Specific Absorption Rate (SAR) in the Human Head from Wireless Communications Devices; Measurement Techniques", June 2013
- IEC 62209-1, "Procedure to measure the Specific Absorption Rate (SAR) for hand-held devices used in close proximity to the ear (frequency range of 300 MHz to 3 GHz)", February 2005
- KDB 865884, "SAR Measurement Requirements for 100 MHz to 6 GHz"

**Additional Documentation:**

- DASY4/5 System Handbook

**Methods Applied and Interpretation of Parameters:**

- Measurement Conditions:** Further details are available from the Validation Report at the end of the certificate. All figures stated in the certificate are valid at the frequency indicated.
- Antenna Parameters with TSL:** The dipole is mounted with the spacer to position its feed point exactly below the center marking of the flat phantom section, with the arms oriented parallel to the body axis.
- Feed Point Impedance and Return Loss:** These parameters are measured with the dipole positioned under the liquid filled phantom. The impedance stated is transformed from the measurement at the SMA connector to the feed point. The Return Loss ensures low reflected power. No uncertainty required.
- Electrical Delay:** One-way delay between the SMA connector and the antenna feed point. No uncertainty required.
- SAR measured:** SAR measured at the stated antenna input power.
- SAR normalized:** SAR as measured, normalized to an input power of 1 W at the antenna connector.
- SAR for nominal TSL parameters:** The measured TSL parameters are used to calculate the nominal SAR result.

The reported uncertainty of measurement is stated as the standard uncertainty of measurement multiplied by the coverage factor  $k=2$ , which for a normal distribution corresponds to a coverage probability of approximately 95%.

Unless otherwise stated the results shown in this test report refer only to the sample(s) tested and such sample(s) are retained for 90 days only.

除非另有說明，此報告結果僅對測試之樣品負責，同時此樣品僅保留90天。本報告未經本公司書面許可，不可部份複製。

This document is issued by the Company subject to its General Conditions of Service printed overleaf, available on request or accessible at [www.sgs.com/terms\\_and\\_conditions.htm](http://www.sgs.com/terms_and_conditions.htm) and, for electronic format documents, subject to Terms and Conditions for Electronic Documents at [www.sgs.com/terms\\_e-document.htm](http://www.sgs.com/terms_e-document.htm). Attention is drawn to the limitation of liability, indemnification and jurisdiction issues defined therein. Any holder of this document is advised that information contained hereon reflects the Company's findings at the time of its intervention only and within the limits of Client's instructions, if any. The Company's sole responsibility is to its Client and this document does not exonerate parties to a transaction from exercising all their rights and obligations under the transaction documents. This document cannot be reproduced except in full, without prior written approval of the Company. Any unauthorized alteration, forgery or falsification of the content or appearance of this document is unlawful and offenders may be prosecuted to the fullest extent of the law.

### Measurement Conditions

DASY system configuration, as far as not given on page 1.

DASY Version	DASY5	V52.6.6
Extrapolation	Advanced Extrapolation	
Phantom	Modular Flat Phantom	
Distance Dipole Center - TSL	10 mm	with Spacer
Zoom Scan Resolution	dx, dy, dz = 5 mm	
Frequency	1750 MHz ± 1 MHz	

### Head TSL parameters

The following parameters and calculations were applied:

	Temperature	Permittivity	Conductivity
Nominal Head TSL parameters	22.0 °C	40.1	1.37 mho/m
Measured Head TSL parameters	(22.0 ± 0.2) °C	39.2 ± 6 %	1.37 mho/m ± 6 %
Head TSL temperature change during test	< 0.5 °C	—	—

### SAR result with Head TSL

SAR averaged over 1 cm <sup>3</sup> (1 g) of Head TSL	Condition	
SAR measured	250 mW input power	9.26 W/kg
SAR for nominal Head TSL parameters	normalized to 1W	36.9 W/kg ± 17.0 % (k=2)
SAR averaged over 10 cm <sup>3</sup> (10 g) of Head TSL	Condition	
SAR measured	250 mW input power	4.91 W/kg
SAR for nominal Head TSL parameters	normalized to 1W	19.6 W/kg ± 16.5 % (k=2)

### Body TSL parameters

The following parameters and calculations were applied:

	Temperature	Permittivity	Conductivity
Nominal Body TSL parameters	22.0 °C	53.4	1.49 mho/m
Measured Body TSL parameters	(22.0 ± 0.2) °C	52.0 ± 6 %	1.49 mho/m ± 6 %
Body TSL temperature change during test	< 0.5 °C	—	—

### SAR result with Body TSL

SAR averaged over 1 cm <sup>3</sup> (1 g) of Body TSL	Condition	
SAR measured	250 mW input power	9.44 W/kg
SAR for nominal Body TSL parameters	normalized to 1W	37.5 W/kg ± 17.0 % (k=2)
SAR averaged over 10 cm <sup>3</sup> (10 g) of Body TSL	Condition	
SAR measured	250 mW input power	5.07 W/kg
SAR for nominal Body TSL parameters	normalized to 1W	20.2 W/kg ± 16.5 % (k=2)

Unless otherwise stated the results shown in this test report refer only to the sample(s) tested and such sample(s) are retained for 90 days only.

除非另有說明，此報告結果僅對測試之樣品負責，同時此樣品僅保留90天。本報告未經本公司書面許可，不可部份複製。

This document is issued by the Company subject to its General Conditions of Service printed overleaf, available on request or accessible at [www.sgs.com/terms\\_and\\_conditions.htm](http://www.sgs.com/terms_and_conditions.htm) and, for electronic format documents, subject to Terms and Conditions for Electronic Documents at [www.sgs.com/terms\\_e-document.htm](http://www.sgs.com/terms_e-document.htm). Attention is drawn to the limitation of liability, indemnification and jurisdiction issues defined therein. Any holder of this document is advised that information contained hereon reflects the Company's findings at the time of its intervention only and within the limits of Client's instructions, if any. The Company's sole responsibility is to its Client and this document does not exonerate parties to a transaction from exercising all their rights and obligations under the transaction documents. This document cannot be reproduced except in full, without prior written approval of the Company. Any unauthorized alteration, forgery or falsification of the content or appearance of this document is unlawful and offenders may be prosecuted to the fullest extent of the law.

**Appendix (Additional assessments outside the scope of SCS108)**

**Antenna Parameters with Head TSL**

Impedance, transformed to feed point	50.4 $\Omega$ + 0.3 j $\Omega$
Return Loss	-46.4 dB

**Antenna Parameters with Body TSL**

Impedance, transformed to feed point	46.4 $\Omega$ + 0.3 j $\Omega$
Return Loss	-28.5 dB

**General Antenna Parameters and Design**

Electrical Delay (one direction)	1.222 ns
----------------------------------	----------

After long term use with 100W radiated power, only a slight warming of the dipole near the feedpoint can be measured.

The dipole is made of standard semirigid coaxial cable. The center conductor of the feeding line is directly connected to the second arm of the dipole. The antenna is therefore short-circuited for DC-signals. On some of the dipoles, small end caps are added to the dipole arms in order to improve matching when loaded according to the position as explained in the "Measurement Conditions" paragraph. The SAR data are not affected by this change. The overall dipole length is still according to the Standard. No excessive force must be applied to the dipole arms, because they might bend or the soldered connections near the feedpoint may be damaged.

**Additional EUT Data**

Manufactured by	SPEAG
Manufactured on	February 11, 2009



Unless otherwise stated the results shown in this test report refer only to the sample(s) tested and such sample(s) are retained for 90 days only.

除非另有說明，此報告結果僅對測試之樣品負責，同時此樣品僅保留90天。本報告未經本公司書面許可，不可部份複製。

This document is issued by the Company subject to its General Conditions of Service printed overleaf, available on request or accessible at [www.sgs.com/terms\\_and\\_conditions.htm](http://www.sgs.com/terms_and_conditions.htm) and, for electronic format documents, subject to Terms and Conditions for Electronic Documents at [www.sgs.com/terms\\_e-document.htm](http://www.sgs.com/terms_e-document.htm). Attention is drawn to the limitation of liability, indemnification and jurisdiction issues defined therein. Any holder of this document is advised that information contained hereon reflects the Company's findings at the time of its intervention only and within the limits of Client's instructions, if any. The Company's sole responsibility is to its Client and this document does not exonerate parties to a transaction from exercising all their rights and obligations under the transaction documents. This document cannot be reproduced except in full, without prior written approval of the Company. Any unauthorized alteration, forgery or falsification of the content or appearance of this document is unlawful and offenders may be prosecuted to the fullest extent of the law.



## DASY5 Validation Report for Head TSL

Date: 28.08.2014

Test Laboratory: SPEAG, Zurich, Switzerland

**DUT: Dipole 1750 MHz; Type: D1750V2; Serial: D1750V2 - SN: 1008**


Communication System: UID 0 - CW; Frequency: 1750 MHz  
Medium parameters used:  $f = 1750$  MHz;  $\sigma = 1.37$  S/m;  $\epsilon_r = 39.2$ ;  $\rho = 1000$  kg/m<sup>3</sup>  
Phantom section: Flat Section  
Measurement Standard: DASY5 (IEEE/IEC/ANSI C63.19-2011)

### DASY52 Configuration:

- Probe: ES3DV3 - SN3205; ConvF(5.23, 5.23, 5.23); Calibrated: 30.12.2013;
- Sensor-Surface: 3mm (Mechanical Surface Detection)
- Electronics: DAE4 Sn601; Calibrated: 18.08.2014
- Phantom: Flat Phantom 5.0 (front); Type: QD000P50AA; Serial: 1001
- DASY52 52.8.8(1222); SEMCAD X (4.6.10(7331))

### Dipole Calibration for Head Tissue/Pin=250 mW, d=10mm/Zoom Scan (7x7x7)/Cube 0:

Measurement grid: dx=5mm, dy=5mm, dz=5mm  
Reference Value = 95.53 V/m; Power Drift = -0.01 dB  
Peak SAR (extrapolated) = 16.7 W/kg  
**SAR(1 g) = 9.26 W/kg; SAR(10 g) = 4.91 W/kg**  
Maximum value of SAR (measured) = 11.6 W/kg

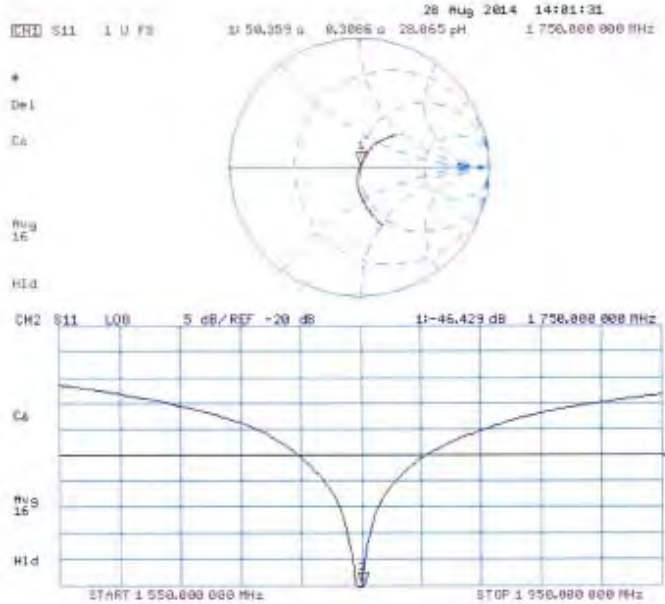


Unless otherwise stated the results shown in this test report refer only to the sample(s) tested and such sample(s) are retained for 90 days only.

除非另有說明，此報告結果僅對測試之樣品負責，同時此樣品僅保留90天。本報告未經本公司書面許可，不可部份複製。

This document is issued by the Company subject to its General Conditions of Service printed overleaf, available on request or accessible at [www.sgs.com/terms\\_and\\_conditions.htm](http://www.sgs.com/terms_and_conditions.htm) and, for electronic format documents, subject to Terms and Conditions for Electronic Documents at [www.sgs.com/terms\\_e-document.htm](http://www.sgs.com/terms_e-document.htm). Attention is drawn to the limitation of liability, indemnification and jurisdiction issues defined therein. Any holder of this document is advised that information contained hereon reflects the Company's findings at the time of its intervention only and within the limits of Client's instructions, if any. The Company's sole responsibility is to its Client and this document does not exonerate parties to a transaction from exercising all their rights and obligations under the transaction documents. This document cannot be reproduced except in full, without prior written approval of the Company. Any unauthorized alteration, forgery or falsification of the content or appearance of this document is unlawful and offenders may be prosecuted to the fullest extent of the law.

### Impedance Measurement Plot for Head TSL



Unless otherwise stated the results shown in this test report refer only to the sample(s) tested and such sample(s) are retained for 90 days only.

除非另有說明，此報告結果僅對測試之樣品負責，同時此樣品僅保留90天。本報告未經本公司書面許可，不可部份複製。

This document is issued by the Company subject to its General Conditions of Service printed overleaf, available on request or accessible at [www.sgs.com/terms\\_and\\_conditions.htm](http://www.sgs.com/terms_and_conditions.htm) and, for electronic format documents, subject to Terms and Conditions for Electronic Documents at [www.sgs.com/terms\\_e-document.htm](http://www.sgs.com/terms_e-document.htm). Attention is drawn to the limitation of liability, indemnification and jurisdiction issues defined therein. Any holder of this document is advised that information contained hereon reflects the Company's findings at the time of its intervention only and within the limits of Client's instructions, if any. The Company's sole responsibility is to its Client and this document does not exonerate parties to a transaction from exercising all their rights and obligations under the transaction documents. This document cannot be reproduced except in full, without prior written approval of the Company. Any unauthorized alteration, forgery or falsification of the content or appearance of this document is unlawful and offenders may be prosecuted to the fullest extent of the law.

## DASY5 Validation Report for Body TSL

Date: 28.08.2014

Test Laboratory: SPEAG, Zurich, Switzerland

**DUT: Dipole 1750 MHz; Type: D1750V2; Serial: D1750V2 - SN: 1008**


Communication System: UID 0 - CW; Frequency: 1750 MHz  
Medium parameters used:  $f = 1750$  MHz;  $\sigma = 1.49$  S/m;  $\epsilon_r = 52$ ;  $\rho = 1000$  kg/m<sup>3</sup>  
Phantom section: Flat Section  
Measurement Standard: DASY5 (IEEE/IEC/ANSI C63.19-2011)

### DASY52 Configuration:

- Probe: ES3DV3 - SN3205; ConvF(4.89, 4.89, 4.89); Calibrated: 30.12.2013;
- Sensor-Surface: 3mm (Mechanical Surface Detection)
- Electronics: DAE4 Sn601; Calibrated: 18.08.2014
- Phantom: Flat Phantom 5.0 (back); Type: QD000P50AA; Serial: 1002
- DASY52 52.8.8(1222); SEMCAD X 14.6.10(7331)

### Dipole Calibration for Body Tissue/Pin=250 mW, d=10mm/Zoom Scan (7x7x7)/Cube 0:

Measurement grid: dx=5mm, dy=5mm, dz=5mm  
Reference Value = 93.44 V/m; Power Drift = 0.01 dB  
Peak SAR (extrapolated) = 16.3 W/kg  
**SAR(1 g) = 9.44 W/kg; SAR(10 g) = 5.07 W/kg**  
Maximum value of SAR (measured) = 11.9 W/kg

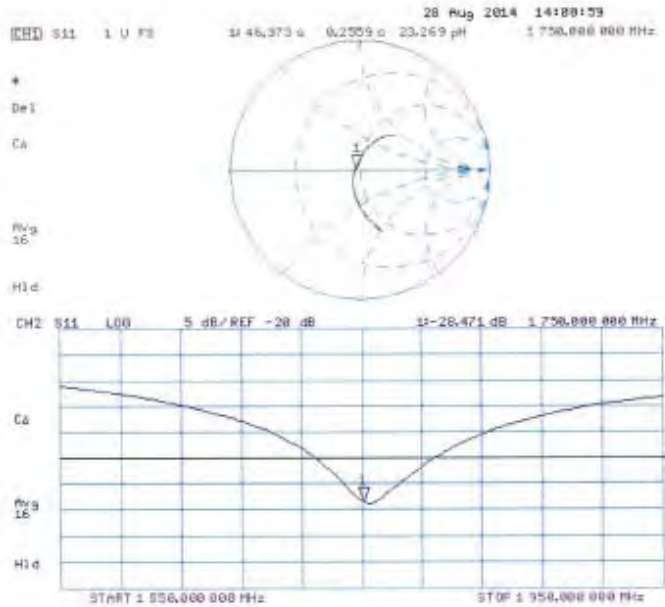


Unless otherwise stated the results shown in this test report refer only to the sample(s) tested and such sample(s) are retained for 90 days only.

除非另有說明，此報告結果僅對測試之樣品負責，同時此樣品僅保留90天。本報告未經本公司書面許可，不可部份複製。

This document is issued by the Company subject to its General Conditions of Service printed overleaf, available on request or accessible at [www.sgs.com/terms\\_and\\_conditions.htm](http://www.sgs.com/terms_and_conditions.htm) and, for electronic format documents, subject to Terms and Conditions for Electronic Documents at [www.sgs.com/terms\\_e-document.htm](http://www.sgs.com/terms_e-document.htm). Attention is drawn to the limitation of liability, indemnification and jurisdiction issues defined therein. Any holder of this document is advised that information contained hereon reflects the Company's findings at the time of its intervention only and within the limits of Client's instructions, if any. The Company's sole responsibility is to its Client and this document does not exonerate parties to a transaction from exercising all their rights and obligations under the transaction documents. This document cannot be reproduced except in full, without prior written approval of the Company. Any unauthorized alteration, forgery or falsification of the content or appearance of this document is unlawful and offenders may be prosecuted to the fullest extent of the law.

### Impedance Measurement Plot for Body TSL



Unless otherwise stated the results shown in this test report refer only to the sample(s) tested and such sample(s) are retained for 90 days only.

除非另有說明，此報告結果僅對測試之樣品負責，同時此樣品僅保留90天。本報告未經本公司書面許可，不可部份複製。

This document is issued by the Company subject to its General Conditions of Service printed overleaf, available on request or accessible at [www.sgs.com/terms\\_and\\_conditions.htm](http://www.sgs.com/terms_and_conditions.htm) and, for electronic format documents, subject to Terms and Conditions for Electronic Documents at [www.sgs.com/terms\\_e-document.htm](http://www.sgs.com/terms_e-document.htm). Attention is drawn to the limitation of liability, indemnification and jurisdiction issues defined therein. Any holder of this document is advised that information contained hereon reflects the Company's findings at the time of its intervention only and within the limits of Client's instructions, if any. The Company's sole responsibility is to its Client and this document does not exonerate parties to a transaction from exercising all their rights and obligations under the transaction documents. This document cannot be reproduced except in full, without prior written approval of the Company. Any unauthorized alteration, forgery or falsification of the content or appearance of this document is unlawful and offenders may be prosecuted to the fullest extent of the law.

**Calibration Laboratory of  
Schmid & Partner  
Engineering AG**  
Zeughausstrasse 43, 8004 Zurich, Switzerland



**S** Schweizerischer Kalibrierdienst  
**S** Service suisse d'étalonnage  
**C** Servizio svizzero di taratura  
**S** Swiss Calibration Service

Accredited by the Swiss Accreditation Service (SAS)  
The Swiss Accreditation Service is one of the signatories to the EA  
Multilateral Agreement for the recognition of calibration certificates

Accreditation No.: **SCS 0108**

Client **SGS-TW (Auden)**

Certificate No: **D1900V2-5d027\_Apr15**

## CALIBRATION CERTIFICATE

Object: **D1900V2 - SN:5d027**

Calibration procedure(s): **QA CAL-05.v9  
Calibration procedure for dipole validation kits above 700 MHz**

Calibration date: **April 29, 2015**

This calibration certificate documents the traceability to national standards, which realize the physical units of measurements (SI).  
The measurements and the uncertainties with confidence probability are given on the following pages and are part of the certificate.

All calibrations have been conducted in the closed laboratory facility; environment temperature (22 ± 3)°C and humidity < 70%.

Calibration Equipment used (M&TE critical for calibration)

Primary Standards	ID #	Cal Date (Certificate No.)	Scheduled Calibration
Power meter EPM-442A	GB37480704	07-Oct-14 (No. 217-02020)	Oct-15
Power sensor HP 8481A	US37292783	07-Oct-14 (No. 217-02020)	Oct-15
Power sensor HP 8481A	MY41092317	07-Oct-14 (No. 217-02021)	Oct-15
Reference 20 dB Attenuator	SN: 5058 (20k)	01-Apr-15 (No. 217-02131)	Mar-16
Type-N mismatch combination	SN: 5047.2 / 06327	01-Apr-15 (No. 217-02134)	Mar-16
Reference Probe ES3DV3	SN: 3205	30-Dec-14 (No. ES3-3205_Dec14)	Dec-15
DAE4	SN: 601	18-Aug-14 (No. DAE4-601_Aug14)	Aug-15
Secondary Standards	ID #	Check Date (in house)	Scheduled Check
RF generator R&S SMT-06	100005	04-Aug-99 (in house check Oct-13)	In house check: Oct-16
Network Analyzer HP 8753E	US37390585 S4206	18-Oct-01 (in house check Oct-14)	In house check: Oct-15

Calibrated by:	Name Claudio Leubler	Function Laboratory Technician	Signature 
Approved by:	Name Katja Pokovic	Function Technical Manager	Signature 

Issued: April 29, 2015

This calibration certificate shall not be reproduced except in full without written approval of the laboratory.

Certificate No: D1900V2-5d027\_Apr15

Page 1 of 8

Unless otherwise stated the results shown in this test report refer only to the sample(s) tested and such sample(s) are retained for 90 days only.

除非另有說明，此報告結果僅對測試之樣品負責，同時此樣品僅保留90天。本報告未經本公司書面許可，不可部份複製。

This document is issued by the Company subject to its General Conditions of Service printed overleaf, available on request or accessible at [www.sgs.com/terms\\_and\\_conditions.htm](http://www.sgs.com/terms_and_conditions.htm) and, for electronic format documents, subject to Terms and Conditions for Electronic Documents at [www.sgs.com/terms\\_e-document.htm](http://www.sgs.com/terms_e-document.htm). Attention is drawn to the limitation of liability, indemnification and jurisdiction issues defined therein. Any holder of this document is advised that information contained hereon reflects the Company's findings at the time of its intervention only and within the limits of Client's instructions, if any. The Company's sole responsibility is to its Client and this document does not exonerate parties to a transaction from exercising all their rights and obligations under the transaction documents. This document cannot be reproduced except in full, without prior written approval of the Company. Any unauthorized alteration, forgery or falsification of the content or appearance of this document is unlawful and offenders may be prosecuted to the fullest extent of the law.

**Calibration Laboratory of  
Schmid & Partner  
Engineering AG**  
Zeughausstrasse 43, 8004 Zurich, Switzerland



**S** Schweizerischer Kalibrierdienst  
**C** Service suisse d'étalonnage  
**S** Servizio svizzero di taratura  
**S** Swiss Calibration Service

Accredited by the Swiss Accreditation Service (SAS)  
The Swiss Accreditation Service is one of the signatories to the EA  
Multilateral Agreement for the recognition of calibration certificates

Accreditation No.: SCS 0108

**Glossary:**

TSL tissue simulating liquid  
ConvF sensitivity in TSL / NORM x,y,z  
N/A not applicable or not measured

**Calibration is Performed According to the Following Standards:**

- IEEE Std 1528-2013, "IEEE Recommended Practice for Determining the Peak Spatial-Averaged Specific Absorption Rate (SAR) in the Human Head from Wireless Communications Devices: Measurement Techniques", June 2013
- IEC 62209-1, "Procedure to measure the Specific Absorption Rate (SAR) for hand-held devices used in close proximity to the ear (frequency range of 300 MHz to 3 GHz)", February 2005
- KDB 865664, "SAR Measurement Requirements for 100 MHz to 6 GHz"

**Additional Documentation:**

- DASY4/5 System Handbook

**Methods Applied and Interpretation of Parameters:**

- Measurement Conditions:** Further details are available from the Validation Report at the end of the certificate. All figures stated in the certificate are valid at the frequency indicated.
- Antenna Parameters with TSL:** The dipole is mounted with the spacer to position its feed point exactly below the center marking of the flat phantom section, with the arms oriented parallel to the body axis.
- Feed Point Impedance and Return Loss:** These parameters are measured with the dipole positioned under the liquid filled phantom. The impedance stated is transformed from the measurement at the SMA connector to the feed point. The Return Loss ensures low reflected power. No uncertainty required.
- Electrical Delay:** One-way delay between the SMA connector and the antenna feed point. No uncertainty required.
- SAR measured:** SAR measured at the stated antenna input power.
- SAR normalized:** SAR as measured, normalized to an input power of 1 W at the antenna connector.
- SAR for nominal TSL parameters:** The measured TSL parameters are used to calculate the nominal SAR result.

The reported uncertainty of measurement is stated as the standard uncertainty of measurement multiplied by the coverage factor  $k=2$ , which for a normal distribution corresponds to a coverage probability of approximately 95%.

### Measurement Conditions

DASY system configuration, as far as not given on page 1.

DASY Version	DASY5	V52.8.8
Extrapolation	Advanced Extrapolation	
Phantom	Modular Flat Phantom	
Distance Dipole Center - TSL	10 mm	with Spacer
Zoom Scan Resolution	dx, dy, dz = 5 mm	
Frequency	1900 MHz $\pm$ 1 MHz	

### Head TSL parameters

The following parameters and calculations were applied.

	Temperature	Permittivity	Conductivity
Nominal Head TSL parameters	22.0 °C	40.0	1.40 mho/m
Measured Head TSL parameters	(22.0 $\pm$ 0.2) °C	38.6 $\pm$ 6 %	1.37 mho/m $\pm$ 6 %
Head TSL temperature change during test	< 0.5 °C	----	----

### SAR result with Head TSL

SAR averaged over 1 cm <sup>3</sup> (1 g) of Head TSL	Condition	
SAR measured	250 mW input power	10.1 W/kg
SAR for nominal Head TSL parameters	normalized to 1W	40.6 W/kg $\pm$ 17.0 % (k=2)

SAR averaged over 10 cm <sup>3</sup> (10 g) of Head TSL	condition	
SAR measured	250 mW input power	5.30 W/kg
SAR for nominal Head TSL parameters	normalized to 1W	21.3 W/kg $\pm$ 16.5 % (k=2)

### Body TSL parameters

The following parameters and calculations were applied.

	Temperature	Permittivity	Conductivity
Nominal Body TSL parameters	22.0 °C	53.3	1.52 mho/m
Measured Body TSL parameters	(22.0 $\pm$ 0.2) °C	52.8 $\pm$ 6 %	1.50 mho/m $\pm$ 6 %
Body TSL temperature change during test	< 0.5 °C	----	----

### SAR result with Body TSL

SAR averaged over 1 cm <sup>3</sup> (1 g) of Body TSL	Condition	
SAR measured	250 mW input power	9.78 W/kg
SAR for nominal Body TSL parameters	normalized to 1W	39.3 W/kg $\pm$ 17.0 % (k=2)

SAR averaged over 10 cm <sup>3</sup> (10 g) of Body TSL	condition	
SAR measured	250 mW input power	5.20 W/kg
SAR for nominal Body TSL parameters	normalized to 1W	20.9 W/kg $\pm$ 16.5 % (k=2)

Unless otherwise stated the results shown in this test report refer only to the sample(s) tested and such sample(s) are retained for 90 days only.

除非另有說明，此報告結果僅對測試之樣品負責，同時此樣品僅保留90天。本報告未經本公司書面許可，不可部份複製。

This document is issued by the Company subject to its General Conditions of Service printed overleaf, available on request or accessible at [www.sgs.com/terms\\_and\\_conditions.htm](http://www.sgs.com/terms_and_conditions.htm) and, for electronic format documents, subject to Terms and Conditions for Electronic Documents at [www.sgs.com/terms\\_e-document.htm](http://www.sgs.com/terms_e-document.htm). Attention is drawn to the limitation of liability, indemnification and jurisdiction issues defined therein. Any holder of this document is advised that information contained hereon reflects the Company's findings at the time of its intervention only and within the limits of Client's instructions, if any. The Company's sole responsibility is to its Client and this document does not exonerate parties to a transaction from exercising all their rights and obligations under the transaction documents. This document cannot be reproduced except in full, without prior written approval of the Company. Any unauthorized alteration, forgery or falsification of the content or appearance of this document is unlawful and offenders may be prosecuted to the fullest extent of the law.

**Appendix (Additional assessments outside the scope of SCS 0108)**

**Antenna Parameters with Head TSL**

Impedance, transformed to feed point	50.2 $\Omega$ + 2.5 j $\Omega$
Return Loss	- 32.2 dB

**Antenna Parameters with Body TSL**

Impedance, transformed to feed point	46.5 $\Omega$ + 2.5 j $\Omega$
Return Loss	- 27.0 dB

**General Antenna Parameters and Design**

Electrical Delay (one direction)	1.197 ns
----------------------------------	----------

After long term use with 100W radiated power, only a slight warming of the dipole near the feedpoint can be measured.

The dipole is made of standard semirigid coaxial cable. The center conductor of the feeding line is directly connected to the second arm of the dipole. The antenna is therefore short-circuited for DC-signals. On some of the dipoles, small end caps are added to the dipole arms in order to improve matching when loaded according to the position as explained in the "Measurement Conditions" paragraph. The SAR data are not affected by this change. The overall dipole length is still according to the Standard.

No excessive force must be applied to the dipole arms, because they might bend or the soldered connections near the feedpoint may be damaged.

**Additional EUT Data**

Manufactured by	SPEAG
Manufactured on	December 17, 2002

Unless otherwise stated the results shown in this test report refer only to the sample(s) tested and such sample(s) are retained for 90 days only.

除非另有說明，此報告結果僅對測試之樣品負責，同時此樣品僅保留90天。本報告未經本公司書面許可，不可部份複製。

This document is issued by the Company subject to its General Conditions of Service printed overleaf, available on request or accessible at [www.sgs.com/terms\\_and\\_conditions.htm](http://www.sgs.com/terms_and_conditions.htm) and, for electronic format documents, subject to Terms and Conditions for Electronic Documents at [www.sgs.com/terms\\_e-document.htm](http://www.sgs.com/terms_e-document.htm). Attention is drawn to the limitation of liability, indemnification and jurisdiction issues defined therein. Any holder of this document is advised that information contained hereon reflects the Company's findings at the time of its intervention only and within the limits of Client's instructions, if any. The Company's sole responsibility is to its Client and this document does not exonerate parties to a transaction from exercising all their rights and obligations under the transaction documents. This document cannot be reproduced except in full, without prior written approval of the Company. Any unauthorized alteration, forgery or falsification of the content or appearance of this document is unlawful and offenders may be prosecuted to the fullest extent of the law.



## DASY5 Validation Report for Head TSL

Date: 29.04.2015

Test Laboratory: SPEAG, Zurich, Switzerland

**DUT: Dipole 1900 MHz; Type: D1900V2; Serial: D1900V2 - SN:5d027**


Communication System: UID 0 - CW; Frequency: 1900 MHz  
Medium parameters used:  $f = 1900$  MHz;  $\sigma = 1.37$  S/m;  $\epsilon_r = 38.6$ ;  $\rho = 1000$  kg/m<sup>3</sup>  
Phantom section: Flat Section  
Measurement Standard: DASY5 (IEEE/IEC/ANSI C63.19-2011)

DASY52 Configuration:

- Probe: ES3DV3 - SN3205; ConvF(5, 5, 5); Calibrated: 30.12.2014;
- Sensor-Surface: 3mm (Mechanical Surface Detection)
- Electronics: DAE4 Sn601; Calibrated: 18.08.2014
- Phantom: Flat Phantom 5.0 (front); Type: QD000P50AA; Serial: 1001
- DASY52 52.8.8(1222); SEMCAD X 14.6.10(7331)

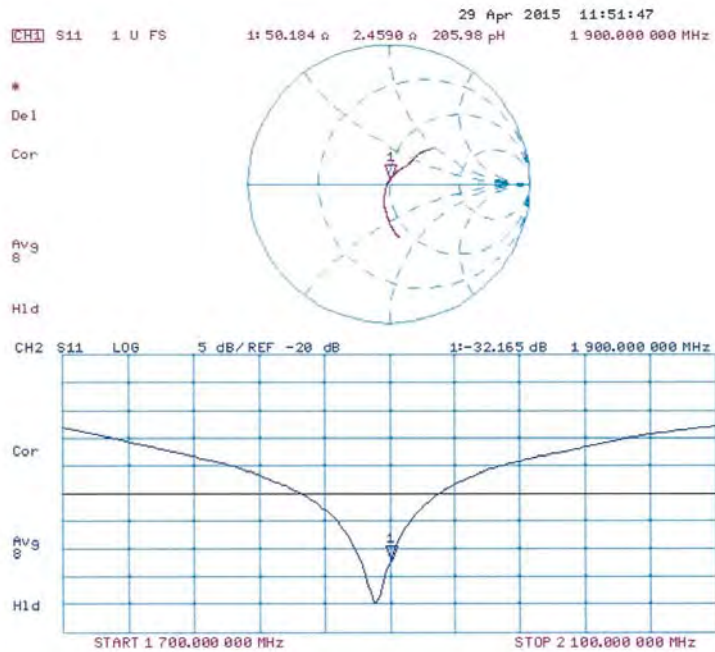
### Dipole Calibration for Head Tissue/Pin=250 mW, d=10mm/Zoom Scan (7x7x7)/Cube 0:

Measurement grid: dx=5mm, dy=5mm, dz=5mm  
Reference Value = 97.71 V/m; Power Drift = 0.03 dB  
Peak SAR (extrapolated) = 18.5 W/kg  
**SAR(1 g) = 10.1 W/kg; SAR(10 g) = 5.3 W/kg**  
Maximum value of SAR (measured) = 12.3 W/kg



0 dB = 12.3 W/kg = 10.90 dBW/kg

### Impedance Measurement Plot for Head TSL



Unless otherwise stated the results shown in this test report refer only to the sample(s) tested and such sample(s) are retained for 90 days only.

除非另有說明，此報告結果僅對測試之樣品負責，同時此樣品僅保留90天。本報告未經本公司書面許可，不可部份複製。

This document is issued by the Company subject to its General Conditions of Service printed overleaf, available on request or accessible at [www.sgs.com/terms\\_and\\_conditions.htm](http://www.sgs.com/terms_and_conditions.htm) and, for electronic format documents, subject to Terms and Conditions for Electronic Documents at [www.sgs.com/terms\\_e-document.htm](http://www.sgs.com/terms_e-document.htm). Attention is drawn to the limitation of liability, indemnification and jurisdiction issues defined therein. Any holder of this document is advised that information contained hereon reflects the Company's findings at the time of its intervention only and within the limits of Client's instructions, if any. The Company's sole responsibility is to its Client and this document does not exonerate parties to a transaction from exercising all their rights and obligations under the transaction documents. This document cannot be reproduced except in full, without prior written approval of the Company. Any unauthorized alteration, forgery or falsification of the content or appearance of this document is unlawful and offenders may be prosecuted to the fullest extent of the law.

## DASY5 Validation Report for Body TSL

Date: 29.04.2015

Test Laboratory: SPEAG, Zurich, Switzerland

**DUT: Dipole 1900 MHz; Type: D1900V2; Serial: D1900V2 - SN: 5d027**


Communication System: UID 0 - CW; Frequency: 1900 MHz  
Medium parameters used:  $f = 1900$  MHz;  $\sigma = 1.5$  S/m;  $\epsilon_r = 52.8$ ;  $\rho = 1000$  kg/m<sup>3</sup>  
Phantom section: Flat Section  
Measurement Standard: DASY5 (IEEE/IEC/ANSI C63.19-2011)

DASY52 Configuration:

- Probe: ES3DV3 - SN3205; ConvF(4.65, 4.65, 4.65); Calibrated: 30.12.2014;
- Sensor-Surface: 3mm (Mechanical Surface Detection)
- Electronics: DAE4 Sn601; Calibrated: 18.08.2014
- Phantom: Flat Phantom 5.0 (back); Type: QD000P50AA; Serial: 1002
- DASY52 52.8.8(1222); SEMCAD X 14.6.10(7331)

### Dipole Calibration for Body Tissue/Pin=250 mW, d=10mm/Zoom Scan (7x7x7)/Cube 0:

Measurement grid: dx=5mm, dy=5mm, dz=5mm  
Reference Value = 94.63 V/m; Power Drift = 0.06 dB  
Peak SAR (extrapolated) = 16.7 W/kg  
**SAR(1 g) = 9.78 W/kg; SAR(10 g) = 5.2 W/kg**  
Maximum value of SAR (measured) = 12.4 W/kg

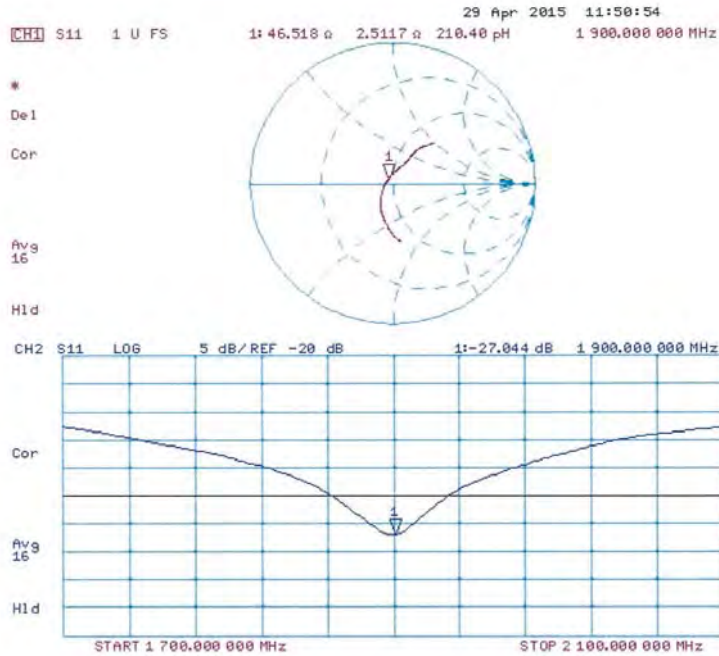


Unless otherwise stated the results shown in this test report refer only to the sample(s) tested and such sample(s) are retained for 90 days only.

除非另有說明，此報告結果僅對測試之樣品負責，同時此樣品僅保留90天。本報告未經本公司書面許可，不可部份複製。

This document is issued by the Company subject to its General Conditions of Service printed overleaf, available on request or accessible at [www.sgs.com/terms\\_and\\_conditions.htm](http://www.sgs.com/terms_and_conditions.htm) and, for electronic format documents, subject to Terms and Conditions for Electronic Documents at [www.sgs.com/terms\\_e-document.htm](http://www.sgs.com/terms_e-document.htm). Attention is drawn to the limitation of liability, indemnification and jurisdiction issues defined therein. Any holder of this document is advised that information contained hereon reflects the Company's findings at the time of its intervention only and within the limits of Client's instructions, if any. The Company's sole responsibility is to its Client and this document does not exonerate parties to a transaction from exercising all their rights and obligations under the transaction documents. This document cannot be reproduced except in full, without prior written approval of the Company. Any unauthorized alteration, forgery or falsification of the content or appearance of this document is unlawful and offenders may be prosecuted to the fullest extent of the law.

### Impedance Measurement Plot for Body TSL



Unless otherwise stated the results shown in this test report refer only to the sample(s) tested and such sample(s) are retained for 90 days only.

除非另有說明，此報告結果僅對測試之樣品負責，同時此樣品僅保留90天。本報告未經本公司書面許可，不可部份複製。

This document is issued by the Company subject to its General Conditions of Service printed overleaf, available on request or accessible at [www.sgs.com/terms\\_and\\_conditions.htm](http://www.sgs.com/terms_and_conditions.htm) and, for electronic format documents, subject to Terms and Conditions for Electronic Documents at [www.sgs.com/terms\\_e-document.htm](http://www.sgs.com/terms_e-document.htm). Attention is drawn to the limitation of liability, indemnification and jurisdiction issues defined therein. Any holder of this document is advised that information contained hereon reflects the Company's findings at the time of its intervention only and within the limits of Client's instructions, if any. The Company's sole responsibility is to its Client and this document does not exonerate parties to a transaction from exercising all their rights and obligations under the transaction documents. This document cannot be reproduced except in full, without prior written approval of the Company. Any unauthorized alteration, forgery or falsification of the content or appearance of this document is unlawful and offenders may be prosecuted to the fullest extent of the law.

**Calibration Laboratory of  
Schmid & Partner  
Engineering AG**  
Zeughausstrasse 43, 8004 Zurich, Switzerland



**S** Schweizerischer Kalibrierdienst  
**C** Service suisse d'étalonnage  
**S** Servizio svizzero di taratura  
**S** Swiss Calibration Service

Accredited by the Swiss Accreditation Service (SAS)  
The Swiss Accreditation Service is one of the signatories to the EA  
Multilateral Agreement for the recognition of calibration certificates

Accreditation No.: **SCS 0108**

Client **SGS-TW (Auden)**

Certificate No: **D2450V2-727\_Apr15**

## CALIBRATION CERTIFICATE

Object: **D2450V2 - SN: 727**

Calibration procedure(s): **QA CAL-05.v9  
Calibration procedure for dipole validation kits above 700 MHz**

Calibration date: **April 22, 2015**

This calibration certificate documents the traceability to national standards, which realize the physical units of measurements (SI).  
The measurements and the uncertainties with confidence probability are given on the following pages and are part of the certificate.

All calibrations have been conducted in the closed laboratory facility: environment temperature (22 ± 3)°C and humidity < 70%.

Calibration Equipment used (M&TE critical for calibration)

Primary Standards	ID #	Cal Date (Certificate No.)	Scheduled Calibration
Power meter EPM-442A	GB37480704	07-Oct-14 (No. 217-02020)	Oct-15
Power sensor HP 8481A	US37292783	07-Oct-14 (No. 217-02020)	Oct-15
Power sensor HP 8481A	MY41092317	07-Oct-14 (No. 217-02021)	Oct-15
Reference 20 dB Attenuator	SN: 5058 (20k)	01-Apr-15 (No. 217-02131)	Mar-16
Type-N mismatch combination	SN: 5047.2 / 06327	01-Apr-15 (No. 217-02134)	Mar-16
Reference Probe ES3DV3	SN: 3205	30-Dec-14 (No. ES3-3205_Dec14)	Dec-15
DAE4	SN: 601	18-Aug-14 (No. DAE4-601_Aug14)	Aug-15
Secondary Standards	ID #	Check Date (in house)	Scheduled Check
RF generator R&S SMT-06	100005	04-Aug-99 (in house check Oct-13)	In house check: Oct-16
Network Analyzer HP 8753E	US37390585 S4206	18-Oct-01 (in house check Oct-14)	In house check: Oct-15

Calibrated by:	Name <b>Michael Weber</b>	Function Laboratory Technician	Signature 
Approved by:	Name <b>Katja Pokovic</b>	Function Technical Manager	

Issued: April 23, 2015

This calibration certificate shall not be reproduced except in full without written approval of the laboratory.

Certificate No: D2450V2-727\_Apr15

Page 1 of 8

Unless otherwise stated the results shown in this test report refer only to the sample(s) tested and such sample(s) are retained for 90 days only.

除非另有說明，此報告結果僅對測試之樣品負責，同時此樣品僅保留90天。本報告未經本公司書面許可，不可部份複製。

This document is issued by the Company subject to its General Conditions of Service printed overleaf, available on request or accessible at [www.sgs.com/terms\\_and\\_conditions.htm](http://www.sgs.com/terms_and_conditions.htm) and, for electronic format documents, subject to Terms and Conditions for Electronic Documents at [www.sgs.com/terms\\_e-document.htm](http://www.sgs.com/terms_e-document.htm). Attention is drawn to the limitation of liability, indemnification and jurisdiction issues defined therein. Any holder of this document is advised that information contained hereon reflects the Company's findings at the time of its intervention only and within the limits of Client's instructions, if any. The Company's sole responsibility is to its Client and this document does not exonerate parties to a transaction from exercising all their rights and obligations under the transaction documents. This document cannot be reproduced except in full, without prior written approval of the Company. Any unauthorized alteration, forgery or falsification of the content or appearance of this document is unlawful and offenders may be prosecuted to the fullest extent of the law.

**Calibration Laboratory of  
Schmid & Partner  
Engineering AG**  
Zeughausstrasse 43, 8004 Zurich, Switzerland



**S** Schweizerischer Kalibrierdienst  
**C** Service suisse d'étalonnage  
**S** Servizio svizzero di taratura  
**S** Swiss Calibration Service

Accredited by the Swiss Accreditation Service (SAS)  
The Swiss Accreditation Service is one of the signatories to the EA  
Multilateral Agreement for the recognition of calibration certificates

Accreditation No.: **SCS 0108**

**Glossary:**

TSL	tissue simulating liquid
ConvF	sensitivity in TSL / NORM x,y,z
N/A	not applicable or not measured

**Calibration is Performed According to the Following Standards:**

- a) IEEE Std 1528-2013, "IEEE Recommended Practice for Determining the Peak Spatial-Averaged Specific Absorption Rate (SAR) in the Human Head from Wireless Communications Devices: Measurement Techniques", June 2013
- b) IEC 62209-1, "Procedure to measure the Specific Absorption Rate (SAR) for hand-held devices used in close proximity to the ear (frequency range of 300 MHz to 3 GHz)", February 2005
- c) KDB 865664, "SAR Measurement Requirements for 100 MHz to 6 GHz"

**Additional Documentation:**

- d) DASy4/5 System Handbook

**Methods Applied and Interpretation of Parameters:**

- *Measurement Conditions:* Further details are available from the Validation Report at the end of the certificate. All figures stated in the certificate are valid at the frequency indicated.
- *Antenna Parameters with TSL:* The dipole is mounted with the spacer to position its feed point exactly below the center marking of the flat phantom section, with the arms oriented parallel to the body axis.
- *Feed Point Impedance and Return Loss:* These parameters are measured with the dipole positioned under the liquid filled phantom. The impedance stated is transformed from the measurement at the SMA connector to the feed point. The Return Loss ensures low reflected power. No uncertainty required.
- *Electrical Delay:* One-way delay between the SMA connector and the antenna feed point. No uncertainty required.
- *SAR measured:* SAR measured at the stated antenna input power.
- *SAR normalized:* SAR as measured, normalized to an input power of 1 W at the antenna connector.
- *SAR for nominal TSL parameters:* The measured TSL parameters are used to calculate the nominal SAR result.

The reported uncertainty of measurement is stated as the standard uncertainty of measurement multiplied by the coverage factor  $k=2$ , which for a normal distribution corresponds to a coverage probability of approximately 95%.

Unless otherwise stated the results shown in this test report refer only to the sample(s) tested and such sample(s) are retained for 90 days only.

除非另有說明，此報告結果僅對測試之樣品負責，同時此樣品僅保留90天。本報告未經本公司書面許可，不可部份複製。

This document is issued by the Company subject to its General Conditions of Service printed overleaf, available on request or accessible at [www.sgs.com/terms\\_and\\_conditions.htm](http://www.sgs.com/terms_and_conditions.htm) and, for electronic format documents, subject to Terms and Conditions for Electronic Documents at [www.sgs.com/terms\\_e-document.htm](http://www.sgs.com/terms_e-document.htm). Attention is drawn to the limitation of liability, indemnification and jurisdiction issues defined therein. Any holder of this document is advised that information contained hereon reflects the Company's findings at the time of its intervention only and within the limits of Client's instructions, if any. The Company's sole responsibility is to its Client and this document does not exonerate parties to a transaction from exercising all their rights and obligations under the transaction documents. This document cannot be reproduced except in full, without prior written approval of the Company. Any unauthorized alteration, forgery or falsification of the content or appearance of this document is unlawful and offenders may be prosecuted to the fullest extent of the law.

**Measurement Conditions**

DASY system configuration, as far as not given on page 1.

DASY Version	DASY5	V52.8.8
Extrapolation	Advanced Extrapolation	
Phantom	Modular Flat Phantom	
Distance Dipole Center - TSL	10 mm	with Spacer
Zoom Scan Resolution	dx, dy, dz = 5 mm	
Frequency	2450 MHz $\pm$ 1 MHz	

**Head TSL parameters**

The following parameters and calculations were applied.

	Temperature	Permittivity	Conductivity
Nominal Head TSL parameters	22.0 °C	39.2	1.80 mho/m
Measured Head TSL parameters	(22.0 $\pm$ 0.2) °C	37.6 $\pm$ 6 %	1.82 mho/m $\pm$ 6 %
Head TSL temperature change during test	< 0.5 °C	----	----

**SAR result with Head TSL**

SAR averaged over 1 cm <sup>3</sup> (1 g) of Head TSL	Condition	
SAR measured	250 mW input power	13.2 W/kg
SAR for nominal Head TSL parameters	normalized to 1W	52.0 W/kg $\pm$ 17.0 % (k=2)

SAR averaged over 10 cm <sup>3</sup> (10 g) of Head TSL	condition	
SAR measured	250 mW input power	6.10 W/kg
SAR for nominal Head TSL parameters	normalized to 1W	24.2 W/kg $\pm$ 16.5 % (k=2)

**Body TSL parameters**

The following parameters and calculations were applied.

	Temperature	Permittivity	Conductivity
Nominal Body TSL parameters	22.0 °C	52.7	1.95 mho/m
Measured Body TSL parameters	(22.0 $\pm$ 0.2) °C	50.6 $\pm$ 6 %	2.02 mho/m $\pm$ 6 %
Body TSL temperature change during test	< 0.5 °C	----	----

**SAR result with Body TSL**

SAR averaged over 1 cm <sup>3</sup> (1 g) of Body TSL	Condition	
SAR measured	250 mW input power	13.1 W/kg
SAR for nominal Body TSL parameters	normalized to 1W	51.0 W/kg $\pm$ 17.0 % (k=2)

SAR averaged over 10 cm <sup>3</sup> (10 g) of Body TSL	condition	
SAR measured	250 mW input power	6.10 W/kg
SAR for nominal Body TSL parameters	normalized to 1W	24.0 W/kg $\pm$ 16.5 % (k=2)

Unless otherwise stated the results shown in this test report refer only to the sample(s) tested and such sample(s) are retained for 90 days only.

除非另有說明，此報告結果僅對測試之樣品負責，同時此樣品僅保留90天。本報告未經本公司書面許可，不可部份複製。

This document is issued by the Company subject to its General Conditions of Service printed overleaf, available on request or accessible at [www.sgs.com/terms\\_and\\_conditions.htm](http://www.sgs.com/terms_and_conditions.htm) and, for electronic format documents, subject to Terms and Conditions for Electronic Documents at [www.sgs.com/terms\\_e-document.htm](http://www.sgs.com/terms_e-document.htm). Attention is drawn to the limitation of liability, indemnification and jurisdiction issues defined therein. Any holder of this document is advised that information contained hereon reflects the Company's findings at the time of its intervention only and within the limits of Client's instructions, if any. The Company's sole responsibility is to its Client and this document does not exonerate parties to a transaction from exercising all their rights and obligations under the transaction documents. This document cannot be reproduced except in full, without prior written approval of the Company. Any unauthorized alteration, forgery or falsification of the content or appearance of this document is unlawful and offenders may be prosecuted to the fullest extent of the law.

**Appendix (Additional assessments outside the scope of SCS 0108)**

**Antenna Parameters with Head TSL**

Impedance, transformed to feed point	56.2 $\Omega$ + 1.3 j $\Omega$
Return Loss	- 24.6 dB

**Antenna Parameters with Body TSL**

Impedance, transformed to feed point	51.8 $\Omega$ + 3.3 j $\Omega$
Return Loss	- 28.6 dB

**General Antenna Parameters and Design**

Electrical Delay (one direction)	1.149 ns
----------------------------------	----------

After long term use with 100W radiated power, only a slight warming of the dipole near the feedpoint can be measured.

The dipole is made of standard semirigid coaxial cable. The center conductor of the feeding line is directly connected to the second arm of the dipole. The antenna is therefore short-circuited for DC-signals. On some of the dipoles, small end caps are added to the dipole arms in order to improve matching when loaded according to the position as explained in the "Measurement Conditions" paragraph. The SAR data are not affected by this change. The overall dipole length is still according to the Standard.

No excessive force must be applied to the dipole arms, because they might bend or the soldered connections near the feedpoint may be damaged.

**Additional EUT Data**

Manufactured by	SPEAG
Manufactured on	January 09, 2003



## DASY5 Validation Report for Head TSL

Date: 22.04.2015

Test Laboratory: SPEAG, Zurich, Switzerland

**DUT: Dipole 2450 MHz; Type: D2450V2; Serial: D2450V2 - SN: 727**


Communication System: UID 0 - CW; Frequency: 2450 MHz  
Medium parameters used:  $f = 2450$  MHz;  $\sigma = 1.82$  S/m;  $\epsilon_r = 37.6$ ;  $\rho = 1000$  kg/m<sup>3</sup>  
Phantom section: Flat Section  
Measurement Standard: DASY5 (IEEE/IEC/ANSI C63.19-2011)

### DASY52 Configuration:

- Probe: ES3DV3 - SN3205; ConvF(4.54, 4.54, 4.54); Calibrated: 30.12.2014;
- Sensor-Surface: 3mm (Mechanical Surface Detection)
- Electronics: DAE4 Sn601; Calibrated: 18.08.2014
- Phantom: Flat Phantom 5.0 (front); Type: QD000P50AA; Serial: 1001
- DASY52 52.8.8(1222); SEMCAD X 14.6.10(7331)

### Dipole Calibration for Head Tissue/Pin=250 mW, d=10mm/Zoom Scan (7x7x7)/Cube 0:

Measurement grid: dx=5mm, dy=5mm, dz=5mm  
Reference Value = 101.5 V/m; Power Drift = 0.01 dB  
Peak SAR (extrapolated) = 27.4 W/kg  
**SAR(1 g) = 13.2 W/kg; SAR(10 g) = 6.1 W/kg**  
Maximum value of SAR (measured) = 17.5 W/kg

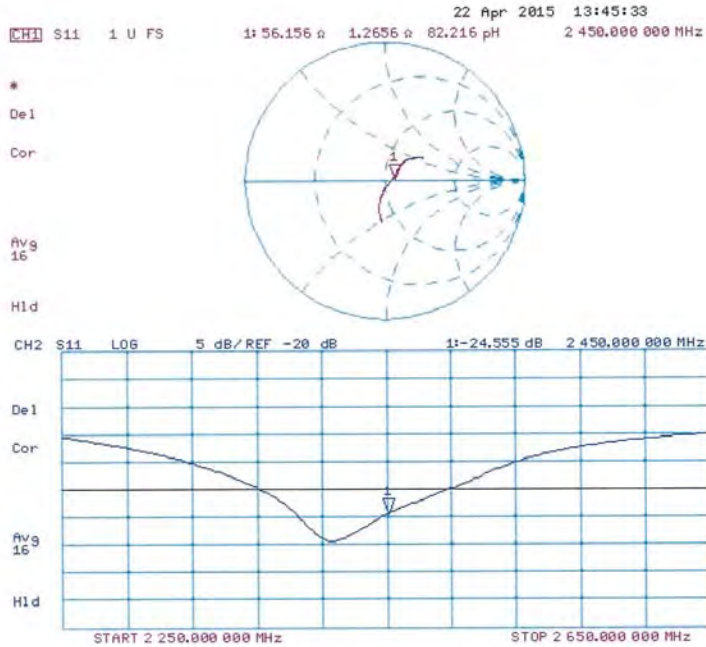


Unless otherwise stated the results shown in this test report refer only to the sample(s) tested and such sample(s) are retained for 90 days only.

除非另有說明，此報告結果僅對測試之樣品負責，同時此樣品僅保留90天。本報告未經本公司書面許可，不可部份複製。

This document is issued by the Company subject to its General Conditions of Service printed overleaf, available on request or accessible at [www.sgs.com/terms\\_and\\_conditions.htm](http://www.sgs.com/terms_and_conditions.htm) and, for electronic format documents, subject to Terms and Conditions for Electronic Documents at [www.sgs.com/terms\\_e-document.htm](http://www.sgs.com/terms_e-document.htm). Attention is drawn to the limitation of liability, indemnification and jurisdiction issues defined therein. Any holder of this document is advised that information contained hereon reflects the Company's findings at the time of its intervention only and within the limits of Client's instructions, if any. The Company's sole responsibility is to its Client and this document does not exonerate parties to a transaction from exercising all their rights and obligations under the transaction documents. This document cannot be reproduced except in full, without prior written approval of the Company. Any unauthorized alteration, forgery or falsification of the content or appearance of this document is unlawful and offenders may be prosecuted to the fullest extent of the law.

### Impedance Measurement Plot for Head TSL



Unless otherwise stated the results shown in this test report refer only to the sample(s) tested and such sample(s) are retained for 90 days only.

除非另有說明，此報告結果僅對測試之樣品負責，同時此樣品僅保留90天。本報告未經本公司書面許可，不可部份複製。

This document is issued by the Company subject to its General Conditions of Service printed overleaf, available on request or accessible at [www.sgs.com/terms\\_and\\_conditions.htm](http://www.sgs.com/terms_and_conditions.htm) and, for electronic format documents, subject to Terms and Conditions for Electronic Documents at [www.sgs.com/terms\\_e-document.htm](http://www.sgs.com/terms_e-document.htm). Attention is drawn to the limitation of liability, indemnification and jurisdiction issues defined therein. Any holder of this document is advised that information contained hereon reflects the Company's findings at the time of its intervention only and within the limits of Client's instructions, if any. The Company's sole responsibility is to its Client and this document does not exonerate parties to a transaction from exercising all their rights and obligations under the transaction documents. This document cannot be reproduced except in full, without prior written approval of the Company. Any unauthorized alteration, forgery or falsification of the content or appearance of this document is unlawful and offenders may be prosecuted to the fullest extent of the law.

## DASY5 Validation Report for Body TSL

Date: 22.04.2015

Test Laboratory: SPEAG, Zurich, Switzerland

**DUT: Dipole 2450 MHz; Type: D2450V2; Serial: D2450V2 - SN: 727**

Communication System: UID 0 - CW; Frequency: 2450 MHz

Medium parameters used:  $f = 2450$  MHz;  $\sigma = 2.02$  S/m;  $\epsilon_r = 50.6$ ;  $\rho = 1000$  kg/m<sup>3</sup>

Phantom section: Flat Section

Measurement Standard: DASY5 (IEEE/IEC/ANSI C63.19-2011)

DASY52 Configuration:

- Probe: ES3DV3 - SN3205; ConvF(4.32, 4.32, 4.32); Calibrated: 30.12.2014;
- Sensor-Surface: 3mm (Mechanical Surface Detection)
- Electronics: DAE4 Sn601; Calibrated: 18.08.2014
- Phantom: Flat Phantom 5.0 (back); Type: QD000P50AA; Serial: 1002
- DASY52 52.8.8(1222); SEMCAD X 14.6.10(7331)

### Dipole Calibration for Body Tissue/Pin=250 mW, d=10mm/Zoom Scan (7x7x7)/Cube 0:


Measurement grid: dx=5mm, dy=5mm, dz=5mm

Reference Value = 95.54 V/m; Power Drift = -0.01 dB

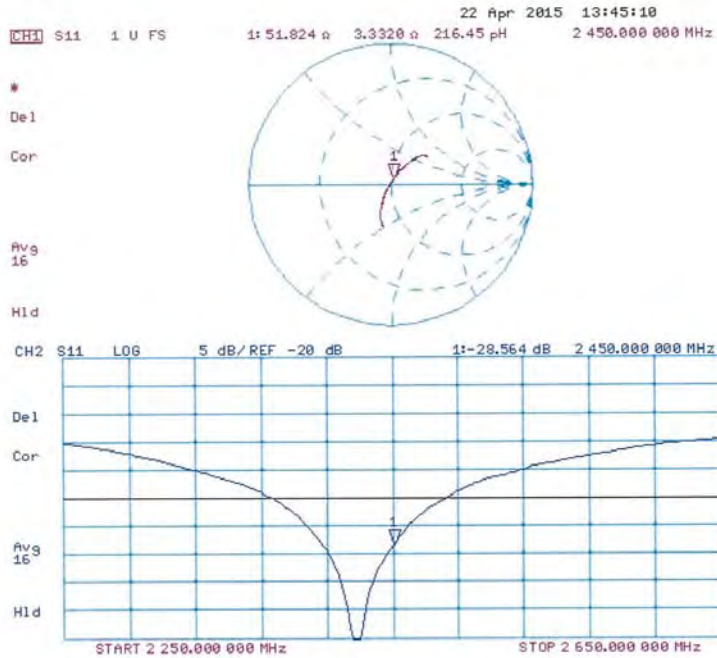
Peak SAR (extrapolated) = 27.2 W/kg

**SAR(1 g) = 13.1 W/kg; SAR(10 g) = 6.1 W/kg**

Maximum value of SAR (measured) = 17.4 W/kg



## Impedance Measurement Plot for Body TSL



Unless otherwise stated the results shown in this test report refer only to the sample(s) tested and such sample(s) are retained for 90 days only.

除非另有說明，此報告結果僅對測試之樣品負責，同時此樣品僅保留90天。本報告未經本公司書面許可，不可部份複製。

This document is issued by the Company subject to its General Conditions of Service printed overleaf, available on request or accessible at [www.sgs.com/terms\\_and\\_conditions.htm](http://www.sgs.com/terms_and_conditions.htm) and, for electronic format documents, subject to Terms and Conditions for Electronic Documents at [www.sgs.com/terms\\_e-document.htm](http://www.sgs.com/terms_e-document.htm). Attention is drawn to the limitation of liability, indemnification and jurisdiction issues defined therein. Any holder of this document is advised that information contained hereon reflects the Company's findings at the time of its intervention only and within the limits of Client's instructions, if any. The Company's sole responsibility is to its Client and this document does not exonerate parties to a transaction from exercising all their rights and obligations under the transaction documents. This document cannot be reproduced except in full, without prior written approval of the Company. Any unauthorized alteration, forgery or falsification of the content or appearance of this document is unlawful and offenders may be prosecuted to the fullest extent of the law.

**Calibration Laboratory of  
Schmid & Partner  
Engineering AG**  
Zeughausstrasse 43, 8004 Zurich, Switzerland



**S** Schweizerischer Kalibrierdienst  
**C** Service suisse d'étalonnage  
**S** Servizio svizzero di taratura  
**S** Swiss Calibration Service

Accredited by the Swiss Accreditation Service (SAS)  
The Swiss Accreditation Service is one of the signatories to the EA  
Multilateral Agreement for the recognition of calibration certificates

Accreditation No.: **SCS 0108**

Client **SGS-TW (Auden)**

Certificate No: **D5GHzV2-1023\_Jan15**

## CALIBRATION CERTIFICATE

Object: **D5GHzV2 - SN:1023**

Calibration procedure(s): **QA CAL-22.v2  
Calibration procedure for dipole validation kits between 3-6 GHz**

Calibration date: **January 29, 2015**

This calibration certificate documents the traceability to national standards, which realize the physical units of measurements (SI).  
The measurements and the uncertainties with confidence probability are given on the following pages and are part of the certificate.

All calibrations have been conducted in the closed laboratory facility: environment temperature (22 ± 3°C and humidity < 70%.

Calibration Equipment used (M&PE critical for calibration)

Primary Standards	ID #	Cal Date (Certificate No.)	Scheduled Calibration
Power meter EPM-442A	GB37480704	07-Oct-14 (No. 217-02020)	Oct-15
Power sensor HP 8481A	US37292783	07-Oct-14 (No. 217-02020)	Oct-15
Power sensor HP 8481A	MY41092317	07-Oct-14 (No. 217-02021)	Oct-15
Reference 20 dB Attenuator	SN: 5058 (30k)	03-Apr-14 (No. 217-01916)	Apr-15
Type-N mismatch combination	SN: 80472 / 06327	03-Apr-14 (No. 217-01921)	Apr-15
Reference Probe EX3DV4	SN: 3503	30-Dec-14 (No. EX3-3503_Dec14)	Dec-15
DAEs	SN: 801	18-Aug-14 (No. DAE4-801_Aug14)	Aug-15
Secondary Standards	ID #	Check Date (in house)	Scheduled Check
RF generator R&S SMT 06	100005	04-Aug-09 (in house check Oct-13)	In house check: Oct-15
Network Analyzer HP 8753E	US37390080 54208	19-Oct-01 (in house check Oct-14)	In house check: Oct-15

Calibrated by: **Name: Michael Weber, Function: Laboratory Technician, Signature: [Signature]**

Approved by: **Name: Katja Polovic, Function: Technical Manager, Signature: [Signature]**

Issued: January 29, 2015

This calibration certificate shall not be reproduced except in full without written approval of the laboratory.

Certificate No: D5GHzV2-1023\_Jan15

Page 1 of 15

Unless otherwise stated the results shown in this test report refer only to the sample(s) tested and such sample(s) are retained for 90 days only.

除非另有說明，此報告結果僅對測試之樣品負責，同時此樣品僅保留90天。本報告未經本公司書面許可，不可部份複製。

This document is issued by the Company subject to its General Conditions of Service printed overleaf, available on request or accessible at [www.sgs.com/terms\\_and\\_conditions.htm](http://www.sgs.com/terms_and_conditions.htm) and, for electronic format documents, subject to Terms and Conditions for Electronic Documents at [www.sgs.com/terms\\_e-document.htm](http://www.sgs.com/terms_e-document.htm). Attention is drawn to the limitation of liability, indemnification and jurisdiction issues defined therein. Any holder of this document is advised that information contained hereon reflects the Company's findings at the time of its intervention only and within the limits of Client's instructions, if any. The Company's sole responsibility is to its Client and this document does not exonerate parties to a transaction from exercising all their rights and obligations under the transaction documents. This document cannot be reproduced except in full, without prior written approval of the Company. Any unauthorized alteration, forgery or falsification of the content or appearance of this document is unlawful and offenders may be prosecuted to the fullest extent of the law.

**Calibration Laboratory of  
Schmid & Partner  
Engineering AG**  
Zeughausstrasse 43, 8004 Zurich, Switzerland



**S** Schweizerischer Kalibrierdienst  
**S** Service suisse d'étalonnage  
**S** Servizio svizzero di taratura  
**S** Swiss Calibration Service

Accredited by the Swiss Accreditation Service (SAS)  
The Swiss Accreditation Service is one of the signatories to the EA  
Multilateral Agreement for the recognition of calibration certificates

Accreditation No.: **SCS 0106**

**Glossary:**

TSL tissue simulating liquid  
ConvF sensitivity in TSL / NORM x,y,z  
N/A not applicable or not measured

**Calibration is Performed According to the Following Standards:**

- a) IEC 62209-2, "Evaluation of Human Exposure to Radio Frequency Fields from Handheld and Body-Mounted Wireless Communication Devices in the Frequency Range of 30 MHz to 6 GHz: Human models, Instrumentation, and Procedures", Part 2: "Procedure to determine the Specific Absorption Rate (SAR) for including accessories and multiple transmitters", March 2010
- b) KDB 865664, "SAR Measurement Requirements for 100 MHz to 6 GHz"
- c) IEEE Std 1528-2013, "IEEE Recommended Practice for Determining the Peak Spatial-Averaged Specific Absorption Rate (SAR) in the Human Head from Wireless Communications Devices: Measurement Techniques", June 2013

**Additional Documentation:**

- d) DASY4/5 System Handbook

**Methods Applied and Interpretation of Parameters:**

- **Measurement Conditions:** Further details are available from the Validation Report at the end of the certificate. All figures stated in the certificate are valid at the frequency indicated.
- **Antenna Parameters with TSL:** The dipole is mounted with the spacer to position its feed point exactly below the center marking of the flat phantom section, with the arms oriented parallel to the body axis.
- **Feed Point Impedance and Return Loss:** These parameters are measured with the dipole positioned under the liquid filled phantom. The impedance stated is transformed from the measurement at the SMA connector to the feed point. The Return Loss ensures low reflected power. No uncertainty required.
- **Electrical Delay:** One-way delay between the SMA connector and the antenna feed point. No uncertainty required.
- **SAR measured:** SAR measured at the stated antenna input power.
- **SAR normalized:** SAR as measured, normalized to an input power of 1 W at the antenna connector.
- **SAR for nominal TSL parameters:** The measured TSL parameters are used to calculate the nominal SAR result.

The reported uncertainty of measurement is stated as the standard uncertainty of measurement multiplied by the coverage factor k=2, which for a normal distribution corresponds to a coverage probability of approximately 95%.

Unless otherwise stated the results shown in this test report refer only to the sample(s) tested and such sample(s) are retained for 90 days only.

除非另有說明，此報告結果僅對測試之樣品負責，同時此樣品僅保留90天。本報告未經本公司書面許可，不可部份複製。

This document is issued by the Company subject to its General Conditions of Service printed overleaf, available on request or accessible at [www.sgs.com/terms\\_and\\_conditions.htm](http://www.sgs.com/terms_and_conditions.htm) and, for electronic format documents, subject to Terms and Conditions for Electronic Documents at [www.sgs.com/terms\\_e-document.htm](http://www.sgs.com/terms_e-document.htm). Attention is drawn to the limitation of liability, indemnification and jurisdiction issues defined therein. Any holder of this document is advised that information contained hereon reflects the Company's findings at the time of its intervention only and within the limits of Client's instructions, if any. The Company's sole responsibility is to its Client and this document does not exonerate parties to a transaction from exercising all their rights and obligations under the transaction documents. This document cannot be reproduced except in full, without prior written approval of the Company. Any unauthorized alteration, forgery or falsification of the content or appearance of this document is unlawful and offenders may be prosecuted to the fullest extent of the law.

### Measurement Conditions

DASY system configuration, as far as not given on page 1.

DASY Version	DASY5	V52.6.6
Extrapolation	Advanced Extrapolation	
Phantom	Modular Flat Phantom VS.0	
Distance Dipole Center - TSL	10 mm	with Spacer
Zoom Scan Resolution	$dx, dy = 4.0 \text{ mm}$ , $dz = 1.4 \text{ mm}$	Graded Ratio = 1.4 (Z direction)
Frequency	5200 MHz $\pm$ 1 MHz 5300 MHz $\pm$ 1 MHz 5600 MHz $\pm$ 1 MHz 5600 MHz $\pm$ 1 MHz	

### Head TSL parameters at 5200 MHz

The following parameters and calculations were applied:

	Temperature	Permittivity	Conductivity
Nominal Head TSL parameters	22.0 °C	36.0	4.56 mho/m
Measured Head TSL parameters	(22.0 $\pm$ 0.2) °C	36.9 $\pm$ 0 %	4.56 mho/m $\pm$ 0 %
Head TSL temperature change during test	< 0.5 °C	—	—

### SAR result with Head TSL at 5200 MHz

SAR averaged over 1 cm <sup>3</sup> (1 g) of Head TSL	Condition	
SAR measured	100 mW input power	7.78 W/kg
SAR for nominal Head TSL parameters	normalized to 1W	77.9 W/kg $\pm$ 19.9 % (k=2)

SAR averaged over 10 cm <sup>3</sup> (10 g) of Head TSL	Condition	
SAR measured	100 mW input power	22.2 W/kg
SAR for nominal Head TSL parameters	normalized to 1W	22.2 W/kg $\pm$ 19.5 % (k=2)

Unless otherwise stated the results shown in this test report refer only to the sample(s) tested and such sample(s) are retained for 90 days only.

除非另有說明，此報告結果僅對測試之樣品負責，同時此樣品僅保留90天。本報告未經本公司書面許可，不可部份複製。

This document is issued by the Company subject to its General Conditions of Service printed overleaf, available on request or accessible at [www.sgs.com/terms\\_and\\_conditions.htm](http://www.sgs.com/terms_and_conditions.htm) and, for electronic format documents, subject to Terms and Conditions for Electronic Documents at [www.sgs.com/terms\\_e-document.htm](http://www.sgs.com/terms_e-document.htm). Attention is drawn to the limitation of liability, indemnification and jurisdiction issues defined therein. Any holder of this document is advised that information contained hereon reflects the Company's findings at the time of its intervention only and within the limits of Client's instructions, if any. The Company's sole responsibility is to its Client and this document does not exonerate parties to a transaction from exercising all their rights and obligations under the transaction documents. This document cannot be reproduced except in full, without prior written approval of the Company. Any unauthorized alteration, forgery or falsification of the content or appearance of this document is unlawful and offenders may be prosecuted to the fullest extent of the law.

### Head TSL parameters at 5300 MHz

The following parameters and calculations were applied:

	Temperature	Permittivity	Conductivity
Nominal Head TSL parameters	22.0 °C	35.9	4.78 mho/m
Measured Head TSL parameters	(22.0 ± 0.2) °C	36.1 ± 6 %	4.86 mho/m ± 6 %
Head TSL temperature change during test	< 0.5 °C	—	—

### SAR result with Head TSL at 5300 MHz

SAR averaged over 1 cm <sup>3</sup> (1 g) of Head TSL	Condition	
SAR measured	100 mW input power	6.17 W/kg
SAR for nominal Head TSL parameters	normalized to 1W	61.7 W / kg ± 19.9 % (k=2)

SAR averaged over 10 cm <sup>3</sup> (10 g) of Head TSL	condition	
SAR measured	100 mW input power	2.34 W/kg
SAR for nominal Head TSL parameters	normalized to 1W	23.4 W/kg ± 19.5 % (k=2)

### Head TSL parameters at 5600 MHz

The following parameters and calculations were applied:

	Temperature	Permittivity	Conductivity
Nominal Head TSL parameters	22.0 °C	35.5	5.07 mho/m
Measured Head TSL parameters	(22.0 ± 0.2) °C	35.7 ± 6 %	4.97 mho/m ± 6 %
Head TSL temperature change during test	< 0.5 °C	—	—

### SAR result with Head TSL at 5600 MHz

SAR averaged over 1 cm <sup>3</sup> (1 g) of Head TSL	Condition	
SAR measured	100 mW input power	6.14 W/kg
SAR for nominal Head TSL parameters	normalized to 1W	61.4 W/kg ± 19.9 % (k=2)

SAR averaged over 10 cm <sup>3</sup> (10 g) of Head TSL	condition	
SAR measured	100 mW input power	2.31 W/kg
SAR for nominal Head TSL parameters	normalized to 1W	23.1 W/kg ± 19.5 % (k=2)

Unless otherwise stated the results shown in this test report refer only to the sample(s) tested and such sample(s) are retained for 90 days only.

除非另有說明，此報告結果僅對測試之樣品負責，同時此樣品僅保留90天。本報告未經本公司書面許可，不可部份複製。

This document is issued by the Company subject to its General Conditions of Service printed overleaf, available on request or accessible at [www.sgs.com/terms\\_and\\_conditions.htm](http://www.sgs.com/terms_and_conditions.htm) and, for electronic format documents, subject to Terms and Conditions for Electronic Documents at [www.sgs.com/terms\\_e-document.htm](http://www.sgs.com/terms_e-document.htm). Attention is drawn to the limitation of liability, indemnification and jurisdiction issues defined therein. Any holder of this document is advised that information contained hereon reflects the Company's findings at the time of its intervention only and within the limits of Client's instructions, if any. The Company's sole responsibility is to its Client and this document does not exonerate parties to a transaction from exercising all their rights and obligations under the transaction documents. This document cannot be reproduced except in full, without prior written approval of the Company. Any unauthorized alteration, forgery or falsification of the content or appearance of this document is unlawful and offenders may be prosecuted to the fullest extent of the law.



**Head TSL parameters at 5800 MHz**

The following parameters and calculations were applied:

	Temperature	Permittivity	Conductivity
Nominal Head TSL parameters	22.0 °C	35.3	5.27 mho/m
Measured Head TSL parameters	(22.0 ± 0.2) °C	35.4 ± 6 %	5.18 mho/m ± 6 %
Head TSL temperature change during test	< 0.5 °C	—	—

**SAR result with Head TSL at 5800 MHz**

SAR averaged over 1 cm <sup>2</sup> (1 g) of Head TSL	Condition	
SAR measured	100 mW input power	7.82 W/kg
SAR for nominal Head TSL parameters	normalized to 1W	78.2 W/kg ± 19.9 % (k=2)

SAR averaged over 10 cm <sup>2</sup> (10 g) of Head TSL	Condition	
SAR measured	100 mW input power	2.23 W/kg
SAR for nominal Head TSL parameters	normalized to 1W	22.3 W/kg ± 19.5 % (k=2)

Unless otherwise stated the results shown in this test report refer only to the sample(s) tested and such sample(s) are retained for 90 days only.

除非另有說明，此報告結果僅對測試之樣品負責，同時此樣品僅保留90天。本報告未經本公司書面許可，不可部份複製。

This document is issued by the Company subject to its General Conditions of Service printed overleaf, available on request or accessible at [www.sgs.com/terms\\_and\\_conditions.htm](http://www.sgs.com/terms_and_conditions.htm) and, for electronic format documents, subject to Terms and Conditions for Electronic Documents at [www.sgs.com/terms\\_e-document.htm](http://www.sgs.com/terms_e-document.htm). Attention is drawn to the limitation of liability, indemnification and jurisdiction issues defined therein. Any holder of this document is advised that information contained hereon reflects the Company's findings at the time of its intervention only and within the limits of Client's instructions, if any. The Company's sole responsibility is to its Client and this document does not exonerate parties to a transaction from exercising all their rights and obligations under the transaction documents. This document cannot be reproduced except in full, without prior written approval of the Company. Any unauthorized alteration, forgery or falsification of the content or appearance of this document is unlawful and offenders may be prosecuted to the fullest extent of the law.

**Body TSL parameters at 5200 MHz**

The following parameters and calculations were applied:

	Temperature	Permittivity	Conductivity
Nominal Body TSL parameters	22.0 °C	49.0	5.30 mho/m
Measured Body TSL parameters	(22.0 ± 0.2) °C	49.4 ± 6 %	5.42 mho/m ± 6 %
Body TSL temperature change during test	< 0.5 °C	—	—

**SAR result with Body TSL at 5200 MHz**

SAR averaged over 1 cm <sup>3</sup> (1 g) of Body TSL	Condition	
SAR measured	100 mW input power	7.33 W/kg
SAR for nominal Body TSL parameters	normalized to 1W	73.5 W/kg ± 19.9 % (k=2)

SAR averaged over 10 cm <sup>3</sup> (10 g) of Body TSL	condition	
SAR measured	100 mW input power	2.04 W/kg
SAR for nominal Body TSL parameters	normalized to 1W	20.5 W/kg ± 19.5 % (k=2)

**Body TSL parameters at 5300 MHz**

The following parameters and calculations were applied:

	Temperature	Permittivity	Conductivity
Nominal Body TSL parameters	22.0 °C	48.8	5.42 mho/m
Measured Body TSL parameters	(22.0 ± 0.2) °C	49.2 ± 6 %	5.55 mho/m ± 6 %
Body TSL temperature change during test	< 0.5 °C	—	—

**SAR result with Body TSL at 5300 MHz**

SAR averaged over 1 cm <sup>3</sup> (1 g) of Body TSL	Condition	
SAR measured	100 mW input power	7.45 W/kg
SAR for nominal Body TSL parameters	normalized to 1W	74.6 W/kg ± 19.9 % (k=2)

SAR averaged over 10 cm <sup>3</sup> (10 g) of Body TSL	condition	
SAR measured	100 mW input power	2.07 W/kg
SAR for nominal Body TSL parameters	normalized to 1W	20.8 W/kg ± 19.5 % (k=2)

Unless otherwise stated the results shown in this test report refer only to the sample(s) tested and such sample(s) are retained for 90 days only.

除非另有說明，此報告結果僅對測試之樣品負責，同時此樣品僅保留90天。本報告未經本公司書面許可，不可部份複製。

This document is issued by the Company subject to its General Conditions of Service printed overleaf, available on request or accessible at [www.sgs.com/terms\\_and\\_conditions.htm](http://www.sgs.com/terms_and_conditions.htm) and, for electronic format documents, subject to Terms and Conditions for Electronic Documents at [www.sgs.com/terms\\_e-document.htm](http://www.sgs.com/terms_e-document.htm). Attention is drawn to the limitation of liability, indemnification and jurisdiction issues defined therein. Any holder of this document is advised that information contained hereon reflects the Company's findings at the time of its intervention only and within the limits of Client's instructions, if any. The Company's sole responsibility is to its Client and this document does not exonerate parties to a transaction from exercising all their rights and obligations under the transaction documents. This document cannot be reproduced except in full, without prior written approval of the Company. Any unauthorized alteration, forgery or falsification of the content or appearance of this document is unlawful and offenders may be prosecuted to the fullest extent of the law.

### Body TSL parameters at 5600 MHz

The following parameters and calculations were applied:

	Temperature	Permittivity	Conductivity
Nominal Body TSL parameters	22.0 °C	48.5	5.77 mho/m
Measured Body TSL parameters	(22.0 ± 0.2) °C	48.7 ± 6 %	5.86 mho/m ± 6 %
Body TSL temperature change during test	< 0.5 °C	—	—

### SAR result with Body TSL at 5600 MHz

SAR averaged over 1 cm <sup>3</sup> (1 g) of Body TSL	Condition	
SAR measured	100 mW input power	7.77 W/kg
SAR for nominal Body TSL parameters	normalized to 1W	77.9 W/kg ± 19.9 % (k=2)

SAR averaged over 10 cm <sup>3</sup> (10 g) of Body TSL	condition	
SAR measured	100 mW input power	2.15 W/kg
SAR for nominal Body TSL parameters	normalized to 1W	21.6 W/kg ± 19.5 % (k=2)

### Body TSL parameters at 5800 MHz

The following parameters and calculations were applied:

	Temperature	Permittivity	Conductivity
Nominal Body TSL parameters	22.0 °C	48.2	6.00 mho/m
Measured Body TSL parameters	(22.0 ± 0.2) °C	48.4 ± 6 %	6.25 mho/m ± 6 %
Body TSL temperature change during test	< 0.5 °C	—	—

### SAR result with Body TSL at 5800 MHz

SAR averaged over 1 cm <sup>3</sup> (1 g) of Body TSL	Condition	
SAR measured	100 mW input power	7.54 W/kg
SAR for nominal Body TSL parameters	normalized to 1W	75.6 W/kg ± 19.9 % (k=2)

SAR averaged over 10 cm <sup>3</sup> (10 g) of Body TSL	condition	
SAR measured	100 mW input power	2.07 W/kg
SAR for nominal Body TSL parameters	normalized to 1W	20.7 W/kg ± 19.5 % (k=2)

Unless otherwise stated the results shown in this test report refer only to the sample(s) tested and such sample(s) are retained for 90 days only.

除非另有說明，此報告結果僅對測試之樣品負責，同時此樣品僅保留90天。本報告未經本公司書面許可，不可部份複製。

This document is issued by the Company subject to its General Conditions of Service printed overleaf, available on request or accessible at [www.sgs.com/terms\\_and\\_conditions.htm](http://www.sgs.com/terms_and_conditions.htm) and, for electronic format documents, subject to Terms and Conditions for Electronic Documents at [www.sgs.com/terms\\_e-document.htm](http://www.sgs.com/terms_e-document.htm). Attention is drawn to the limitation of liability, indemnification and jurisdiction issues defined therein. Any holder of this document is advised that information contained hereon reflects the Company's findings at the time of its intervention only and within the limits of Client's instructions, if any. The Company's sole responsibility is to its Client and this document does not exonerate parties to a transaction from exercising all their rights and obligations under the transaction documents. This document cannot be reproduced except in full, without prior written approval of the Company. Any unauthorized alteration, forgery or falsification of the content or appearance of this document is unlawful and offenders may be prosecuted to the fullest extent of the law.

**Appendix (Additional assessments outside the scope of SCS0108)**

**Antenna Parameters with Head TSL at 5200 MHz**

Impedance, transformed to feed point	49.2 $\Omega$ - 8.5 $\mu\Omega$
Return Loss	-21.4 dB

**Antenna Parameters with Head TSL at 5300 MHz**

Impedance, transformed to feed point	51.0 $\Omega$ - 3.8 $\mu\Omega$
Return Loss	-26.2 dB

**Antenna Parameters with Head TSL at 5600 MHz**

Impedance, transformed to feed point	53.4 $\Omega$ - 2.7 $\mu\Omega$
Return Loss	-27.5 dB

**Antenna Parameters with Head TSL at 5800 MHz**

Impedance, transformed to feed point	55.6 $\Omega$ + 1.0 $\mu\Omega$
Return Loss	-25.4 dB

**Antenna Parameters with Body TSL at 5200 MHz**

Impedance, transformed to feed point	49.0 $\Omega$ - 7.1 $\mu\Omega$
Return Loss	-22.8 dB

**Antenna Parameters with Body TSL at 5300 MHz**

Impedance, transformed to feed point	51.5 $\Omega$ - 2.2 $\mu\Omega$
Return Loss	-31.7 dB

**Antenna Parameters with Body TSL at 5600 MHz**

Impedance, transformed to feed point	54.0 $\Omega$ - 1.5 $\mu\Omega$
Return Loss	-26.8 dB

Unless otherwise stated the results shown in this test report refer only to the sample(s) tested and such sample(s) are retained for 90 days only.

除非另有說明，此報告結果僅對測試之樣品負責，同時此樣品僅保留90天。本報告未經本公司書面許可，不可部份複製。

This document is issued by the Company subject to its General Conditions of Service printed overleaf, available on request or accessible at [www.sgs.com/terms\\_and\\_conditions.htm](http://www.sgs.com/terms_and_conditions.htm) and, for electronic format documents, subject to Terms and Conditions for Electronic Documents at [www.sgs.com/terms\\_e-document.htm](http://www.sgs.com/terms_e-document.htm). Attention is drawn to the limitation of liability, indemnification and jurisdiction issues defined therein. Any holder of this document is advised that information contained hereon reflects the Company's findings at the time of its intervention only and within the limits of Client's instructions, if any. The Company's sole responsibility is to its Client and this document does not exonerate parties to a transaction from exercising all their rights and obligations under the transaction documents. This document cannot be reproduced except in full, without prior written approval of the Company. Any unauthorized alteration, forgery or falsification of the content or appearance of this document is unlawful and offenders may be prosecuted to the fullest extent of the law.

### Antenna Parameters with Body TSL at 5800 MHz

Impedance, transformed to feed point	55.8 Ω + j2.8 Ω
Return Loss	> 24.5 dB

### General Antenna Parameters and Design

Electrical Delay (one direction)	1.199 ns
----------------------------------	----------

After long term use with 100W radiated power, only a slight warming of the dipole near the feedpoint can be measured.

The dipole is made of standard semirigid coaxial cable. The center conductor of the feeding line is directly connected to the second arm of the dipole. The antenna is therefore short-circuited for DC-signals. On some of the dipoles, small end caps are added to the dipole arms in order to improve matching when loaded according to the position as explained in the 'Measurement Conditions' paragraph. The SAR data are not affected by this change. The overall dipole length is still according to the Standard.

No excessive force must be applied to the dipole arms, because they might bend or the soldered connections near the feedpoint may be damaged.

### Additional EUT Data

Manufactured by	SPEAG
Manufactured on	February 05, 2004

Unless otherwise stated the results shown in this test report refer only to the sample(s) tested and such sample(s) are retained for 90 days only.

除非另有說明，此報告結果僅對測試之樣品負責，同時此樣品僅保留90天。本報告未經本公司書面許可，不可部份複製。

This document is issued by the Company subject to its General Conditions of Service printed overleaf, available on request or accessible at [www.sgs.com/terms\\_and\\_conditions.htm](http://www.sgs.com/terms_and_conditions.htm) and, for electronic format documents, subject to Terms and Conditions for Electronic Documents at [www.sgs.com/terms\\_e-document.htm](http://www.sgs.com/terms_e-document.htm). Attention is drawn to the limitation of liability, indemnification and jurisdiction issues defined therein. Any holder of this document is advised that information contained hereon reflects the Company's findings at the time of its intervention only and within the limits of Client's instructions, if any. The Company's sole responsibility is to its Client and this document does not exonerate parties to a transaction from exercising all their rights and obligations under the transaction documents. This document cannot be reproduced except in full, without prior written approval of the Company. Any unauthorized alteration, forgery or falsification of the content or appearance of this document is unlawful and offenders may be prosecuted to the fullest extent of the law.

**DASY5 Validation Report for Head TSL**

Date: 28/01/2015

Test Laboratory: SPEAG, Zurich, Switzerland

**DUT: Dipole 5GHz; Type: D5GHzV2; Serial: D5GHzV2 - SN:1023**

Communication System: UID 0 - CW; Frequency: 5200 MHz, Frequency: 5300 MHz, Frequency: 5600 MHz, Frequency: 5800 MHz

Medium parameters used:  $f = 5200$  MHz;  $\sigma = 4.56$  S/m;  $\epsilon_r = 36.5$ ;  $\rho = 1000$  kg/m<sup>3</sup>, Medium parameters used:  $f = 5300$  MHz;  $\sigma = 4.66$  S/m;  $\epsilon_r = 36.1$ ;  $\rho = 1000$  kg/m<sup>3</sup>, Medium parameters used:  $f = 5600$  MHz;  $\sigma = 4.97$  S/m;  $\epsilon_r = 35.7$ ;  $\rho = 1000$  kg/m<sup>3</sup>, Medium parameters used:  $f = 5800$  MHz;  $\sigma = 5.18$  S/m;  $\epsilon_r = 35.4$ ;  $\rho = 1000$  kg/m<sup>3</sup>

Phantom section: Flat Section

Measurement Standard: DASY5 (IEEE/IEC/ANSI C63.19-2011)

DASY52 Configuration:

- Probe: EX3DV4 - SN3503; ConvF(5.51, 5.51, 5.51); Calibrated: 30.12.2014, ConvF(5.21, 5.21, 5.21); Calibrated: 30.12.2014, ConvF(4.92, 4.92, 4.92); Calibrated: 30.12.2014, ConvF(4.9, 4.9, 4.9); Calibrated: 30.12.2014;
- Sensor-Surface: 1.4mm (Mechanical Surface Detection)
- Electronics: DAE4-Sn601; Calibrated: 18.08.2014
- Phantom: Flat Phantom 5.0 (front); Type: QD000P50AA; Serial: 1001
- DASY52 52.8.8(1222); SEMCAD X 14.6.10(7331)

**Dipole Calibration for Head Tissue/Pin=100mW, dist=10mm, f=5200 MHz/Zoom Scan, dist=1.4mm (8x8x7)/Cube 0:** Measurement grid: dx=4mm, dy=4mm, dz=1.4mm  
Reference Value = 64.14 V/m; Power Drift = 0.07 dB  
Peak SAR (extrapolated) = 28.3 W/kg  
**SAR(1 g) = 7.78 W/kg; SAR(10 g) = 2.22 W/kg**  
Maximum value of SAR (measured) = 17.8 W/kg

**Dipole Calibration for Head Tissue/Pin=100mW, dist=10mm, f=5300 MHz/Zoom Scan, dist=1.4mm (8x8x7)/Cube 0:** Measurement grid: dx=4mm, dy=4mm, dz=1.4mm  
Reference Value = 65.47 V/m; Power Drift = 0.05 dB  
Peak SAR (extrapolated) = 30.7 W/kg  
**SAR(1 g) = 8.17 W/kg; SAR(10 g) = 2.34 W/kg**  
Maximum value of SAR (measured) = 18.6 W/kg


**Dipole Calibration for Head Tissue/Pin=100mW, dist=10mm, f=5600 MHz/Zoom Scan, dist=1.4mm (8x8x7)/Cube 0:** Measurement grid: dx=4mm, dy=4mm, dz=1.4mm  
Reference Value = 63.68 V/m; Power Drift = 0.08 dB  
Peak SAR (extrapolated) = 32.2 W/kg  
**SAR(1 g) = 8.14 W/kg; SAR(10 g) = 2.31 W/kg**  
Maximum value of SAR (measured) = 18.9 W/kg

Unless otherwise stated the results shown in this test report refer only to the sample(s) tested and such sample(s) are retained for 90 days only.

除非另有說明，此報告結果僅對測試之樣品負責，同時此樣品僅保留90天。本報告未經本公司書面許可，不可部份複製。

This document is issued by the Company subject to its General Conditions of Service printed overleaf, available on request or accessible at [www.sgs.com/terms\\_and\\_conditions.htm](http://www.sgs.com/terms_and_conditions.htm) and, for electronic format documents, subject to Terms and Conditions for Electronic Documents at [www.sgs.com/terms\\_e-document.htm](http://www.sgs.com/terms_e-document.htm). Attention is drawn to the limitation of liability, indemnification and jurisdiction issues defined therein. Any holder of this document is advised that information contained hereon reflects the Company's findings at the time of its intervention only and within the limits of Client's instructions, if any. The Company's sole responsibility is to its Client and this document does not exonerate parties to a transaction from exercising all their rights and obligations under the transaction documents. This document cannot be reproduced except in full, without prior written approval of the Company. Any unauthorized alteration, forgery or falsification of the content or appearance of this document is unlawful and offenders may be prosecuted to the fullest extent of the law.

**Dipole Calibration for Head Tissue/Pin=100mW, dist=10mm, f=5800 MHz/Zoom Scan, dist=1.4mm (8x8x7)/Cube 0:** Measurement grid: dx=4mm, dy=4mm, dz=1.4mm  
Reference Value = 61.76 V/m; Power Drift = 0.06 dB  
Peak SAR (extrapolated) = 32.0 W/kg  
SAR(1 g) = 7.82 W/kg; SAR(10 g) = 2.23 W/kg  
Maximum value of SAR (measured) = 18.4 W/kg

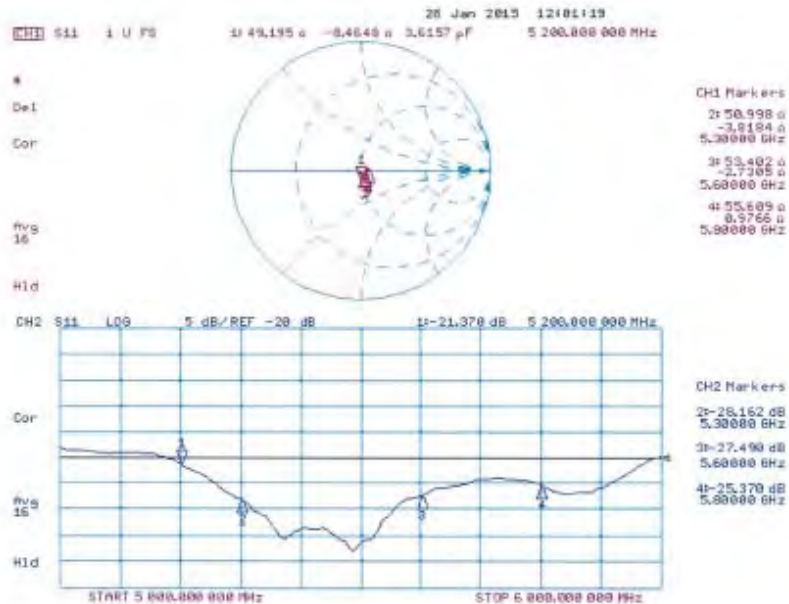


Unless otherwise stated the results shown in this test report refer only to the sample(s) tested and such sample(s) are retained for 90 days only.

除非另有說明，此報告結果僅對測試之樣品負責，同時此樣品僅保留90天。本報告未經本公司書面許可，不可部份複製。

This document is issued by the Company subject to its General Conditions of Service printed overleaf, available on request or accessible at [www.sgs.com/terms\\_and\\_conditions.htm](http://www.sgs.com/terms_and_conditions.htm) and, for electronic format documents, subject to Terms and Conditions for Electronic Documents at [www.sgs.com/terms\\_e-document.htm](http://www.sgs.com/terms_e-document.htm). Attention is drawn to the limitation of liability, indemnification and jurisdiction issues defined therein. Any holder of this document is advised that information contained hereon reflects the Company's findings at the time of its intervention only and within the limits of Client's instructions, if any. The Company's sole responsibility is to its Client and this document does not exonerate parties to a transaction from exercising all their rights and obligations under the transaction documents. This document cannot be reproduced except in full, without prior written approval of the Company. Any unauthorized alteration, forgery or falsification of the content or appearance of this document is unlawful and offenders may be prosecuted to the fullest extent of the law.

## Impedance Measurement Plot for Head TSL



Unless otherwise stated the results shown in this test report refer only to the sample(s) tested and such sample(s) are retained for 90 days only.

除非另有說明，此報告結果僅對測試之樣品負責，同時此樣品僅保留90天。本報告未經本公司書面許可，不可部份複製。

This document is issued by the Company subject to its General Conditions of Service printed overleaf, available on request or accessible at [www.sgs.com/terms\\_and\\_conditions.htm](http://www.sgs.com/terms_and_conditions.htm) and, for electronic format documents, subject to Terms and Conditions for Electronic Documents at [www.sgs.com/terms\\_e-document.htm](http://www.sgs.com/terms_e-document.htm). Attention is drawn to the limitation of liability, indemnification and jurisdiction issues defined therein. Any holder of this document is advised that information contained hereon reflects the Company's findings at the time of its intervention only and within the limits of Client's instructions, if any. The Company's sole responsibility is to its Client and this document does not exonerate parties to a transaction from exercising all their rights and obligations under the transaction documents. This document cannot be reproduced except in full, without prior written approval of the Company. Any unauthorized alteration, forgery or falsification of the content or appearance of this document is unlawful and offenders may be prosecuted to the fullest extent of the law.



**DASY5 Validation Report for Body TSL**

Date: 29.01.2015

Test Laboratory: SPEAG, Zurich, Switzerland

**DUT: Dipole 5GHz; Type: D5GHzV2; Serial: D5GHzV2 - SN:1023**

Communication System: UID 0 - CW; Frequency: 5200 MHz; Frequency: 5300 MHz; Frequency: 5600 MHz; Frequency: 5800 MHz

Medium parameters used:  $f = 5200$  MHz;  $\sigma = 3.42$  S/m;  $\epsilon_r = 49.4$ ;  $\rho = 1000$  kg/m<sup>3</sup>; Medium parameters used:  $f = 5300$  MHz;  $\sigma = 5.55$  S/m;  $\epsilon_r = 49.2$ ;  $\rho = 1000$  kg/m<sup>3</sup>; Medium parameters used:  $f = 5600$  MHz;  $\sigma = 5.96$  S/m;  $\epsilon_r = 48.7$ ;  $\rho = 1000$  kg/m<sup>3</sup>; Medium parameters used:  $f = 5800$  MHz;  $\sigma = 6.25$  S/m;  $\epsilon_r = 48.4$ ;  $\rho = 1000$  kg/m<sup>3</sup>

Phantom section: Flat Section

Measurement Standard: DASY5 (IEEE/IEC/ANSI C63.19-2011)

DASY52 Configuration:

- Probe: EX3DV4 - SN3503; ConvF(4.95, 4.95, 4.95); Calibrated: 30.12.2014, ConvF(4.78, 4.78, 4.78); Calibrated: 30.12.2014, ConvF(4.35, 4.35, 4.35); Calibrated: 30.12.2014, ConvF(4.32, 4.32, 4.32); Calibrated: 30.12.2014
- Sensor-Surface: 1.4mm (Mechanical Surface Detection)
- Electronics: DAE4-Sn601; Calibrated: 18.08.2014
- Phantom: Flat Phantom 3.0 (back); Type: QD000P50AA; Serial: 1002
- DASY52 52.8.8(1222); SEMCAD X 14.6.10(7331)

**Dipole Calibration for Body Tissue/Pin=100mW, dist=10mm, f=5200 MHz/Zoom Scan, dist=1.4mm (8x8x7)/Cube 0:** Measurement grid: dx=4mm, dy=4mm, dz=1.4mm  
Reference Value = 57.97 V/m; Power Drift = -0.02 dB  
Peak SAR (extrapolated) = 28.6 W/kg  
**SAR(1 g) = 7.33 W/kg; SAR(10 g) = 2.04 W/kg**  
Maximum value of SAR (measured) = 17.3 W/kg

**Dipole Calibration for Body Tissue/Pin=100mW, dist=10mm, f=5300 MHz/Zoom Scan, dist=1.4mm (8x8x7)/Cube 0:** Measurement grid: dx=4mm, dy=4mm, dz=1.4mm  
Reference Value = 57.58 V/m; Power Drift = -0.06 dB  
Peak SAR (extrapolated) = 30.0 W/kg  
**SAR(1 g) = 7.45 W/kg; SAR(10 g) = 2.07 W/kg**  
Maximum value of SAR (measured) = 17.8 W/kg


**Dipole Calibration for Body Tissue/Pin=100mW, dist=10mm, f=5600 MHz/Zoom Scan, dist=1.4mm (8x8x7)/Cube 0:** Measurement grid: dx=4mm, dy=4mm, dz=1.4mm  
Reference Value = 56.88 V/m; Power Drift = 0.06 dB  
Peak SAR (extrapolated) = 34.4 W/kg  
**SAR(1 g) = 7.77 W/kg; SAR(10 g) = 2.15 W/kg**  
Maximum value of SAR (measured) = 19.3 W/kg

Unless otherwise stated the results shown in this test report refer only to the sample(s) tested and such sample(s) are retained for 90 days only.

除非另有說明，此報告結果僅對測試之樣品負責，同時此樣品僅保留90天。本報告未經本公司書面許可，不可部份複製。

This document is issued by the Company subject to its General Conditions of Service printed overleaf, available on request or accessible at [www.sgs.com/terms\\_and\\_conditions.htm](http://www.sgs.com/terms_and_conditions.htm) and, for electronic format documents, subject to Terms and Conditions for Electronic Documents at [www.sgs.com/terms\\_e-document.htm](http://www.sgs.com/terms_e-document.htm). Attention is drawn to the limitation of liability, indemnification and jurisdiction issues defined therein. Any holder of this document is advised that information contained hereon reflects the Company's findings at the time of its intervention only and within the limits of Client's instructions, if any. The Company's sole responsibility is to its Client and this document does not exonerate parties to a transaction from exercising all their rights and obligations under the transaction documents. This document cannot be reproduced except in full, without prior written approval of the Company. Any unauthorized alteration, forgery or falsification of the content or appearance of this document is unlawful and offenders may be prosecuted to the fullest extent of the law.

**Dipole Calibration for Body Tissue/Pin=100mW, dist=10mm, f=5800 MHz/Zoom Scan, dist=1.4mm (8x8x7)/Cube 0:** Measurement grid: dx=4mm, dy=4mm, dz=1.4mm  
Reference Value = 55.10 V/m; Power Drift = 0.05 dB  
Peak SAR (extrapolated) = 35.2 W/kg  
SAR(1 g) = 7.54 W/kg; SAR(10 g) = 2.07 W/kg  
Maximum value of SAR (measured) = 19.1 W/kg

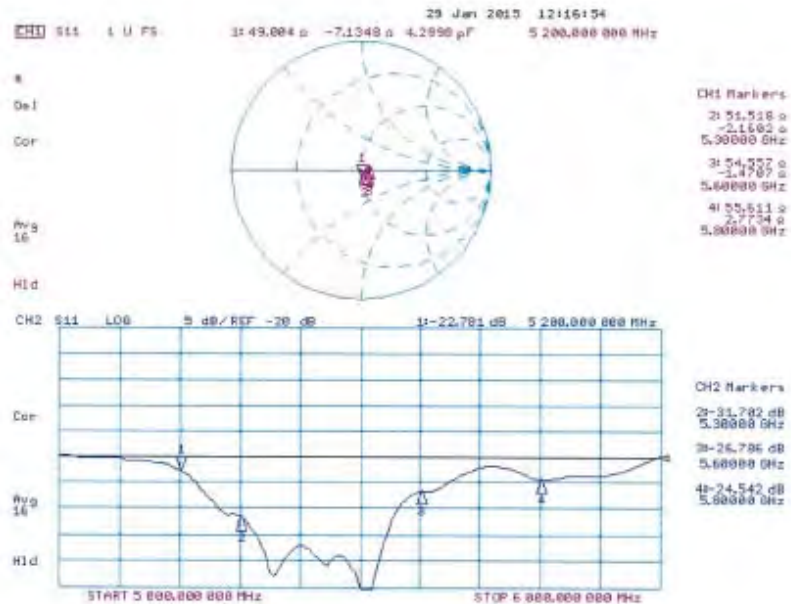


Unless otherwise stated the results shown in this test report refer only to the sample(s) tested and such sample(s) are retained for 90 days only.

除非另有說明，此報告結果僅對測試之樣品負責，同時此樣品僅保留90天。本報告未經本公司書面許可，不可部份複製。

This document is issued by the Company subject to its General Conditions of Service printed overleaf, available on request or accessible at [www.sgs.com/terms\\_and\\_conditions.htm](http://www.sgs.com/terms_and_conditions.htm) and, for electronic format documents, subject to Terms and Conditions for Electronic Documents at [www.sgs.com/terms\\_e-document.htm](http://www.sgs.com/terms_e-document.htm). Attention is drawn to the limitation of liability, indemnification and jurisdiction issues defined therein. Any holder of this document is advised that information contained hereon reflects the Company's findings at the time of its intervention only and within the limits of Client's instructions, if any. The Company's sole responsibility is to its Client and this document does not exonerate parties to a transaction from exercising all their rights and obligations under the transaction documents. This document cannot be reproduced except in full, without prior written approval of the Company. Any unauthorized alteration, forgery or falsification of the content or appearance of this document is unlawful and offenders may be prosecuted to the fullest extent of the law.

### Impedance Measurement Plot for Body TSL



- End of 1<sup>st</sup> part of report -

Unless otherwise stated the results shown in this test report refer only to the sample(s) tested and such sample(s) are retained for 90 days only.

除非另有說明，此報告結果僅對測試之樣品負責，同時此樣品僅保留90天。本報告未經本公司書面許可，不可部份複製。

This document is issued by the Company subject to its General Conditions of Service printed overleaf, available on request or accessible at [www.sgs.com/terms\\_and\\_conditions.htm](http://www.sgs.com/terms_and_conditions.htm) and, for electronic format documents, subject to Terms and Conditions for Electronic Documents at [www.sgs.com/terms\\_e-document.htm](http://www.sgs.com/terms_e-document.htm). Attention is drawn to the limitation of liability, indemnification and jurisdiction issues defined therein. Any holder of this document is advised that information contained hereon reflects the Company's findings at the time of its intervention only and within the limits of Client's instructions, if any. The Company's sole responsibility is to its Client and this document does not exonerate parties to a transaction from exercising all their rights and obligations under the transaction documents. This document cannot be reproduced except in full, without prior written approval of the Company. Any unauthorized alteration, forgery or falsification of the content or appearance of this document is unlawful and offenders may be prosecuted to the fullest extent of the law.