

Photo Report



Photo 1: Test setup for radiated measurements



Photo 2: Test setup for conducted measurements



Photo 3: EUT (front side)
(Photo is provided by customer and may not show the tested sample)



Photo 4: EUT (rear side)
(Photo is provided by customer and may not show the tested sample)




Photo 5: Development Board DSB75 (without housing), with EUT
(Photo is provided by customer and may not show the tested sample)




Photo 6: Setup for radiated tests




Photo 7: Setup for conducted tests