


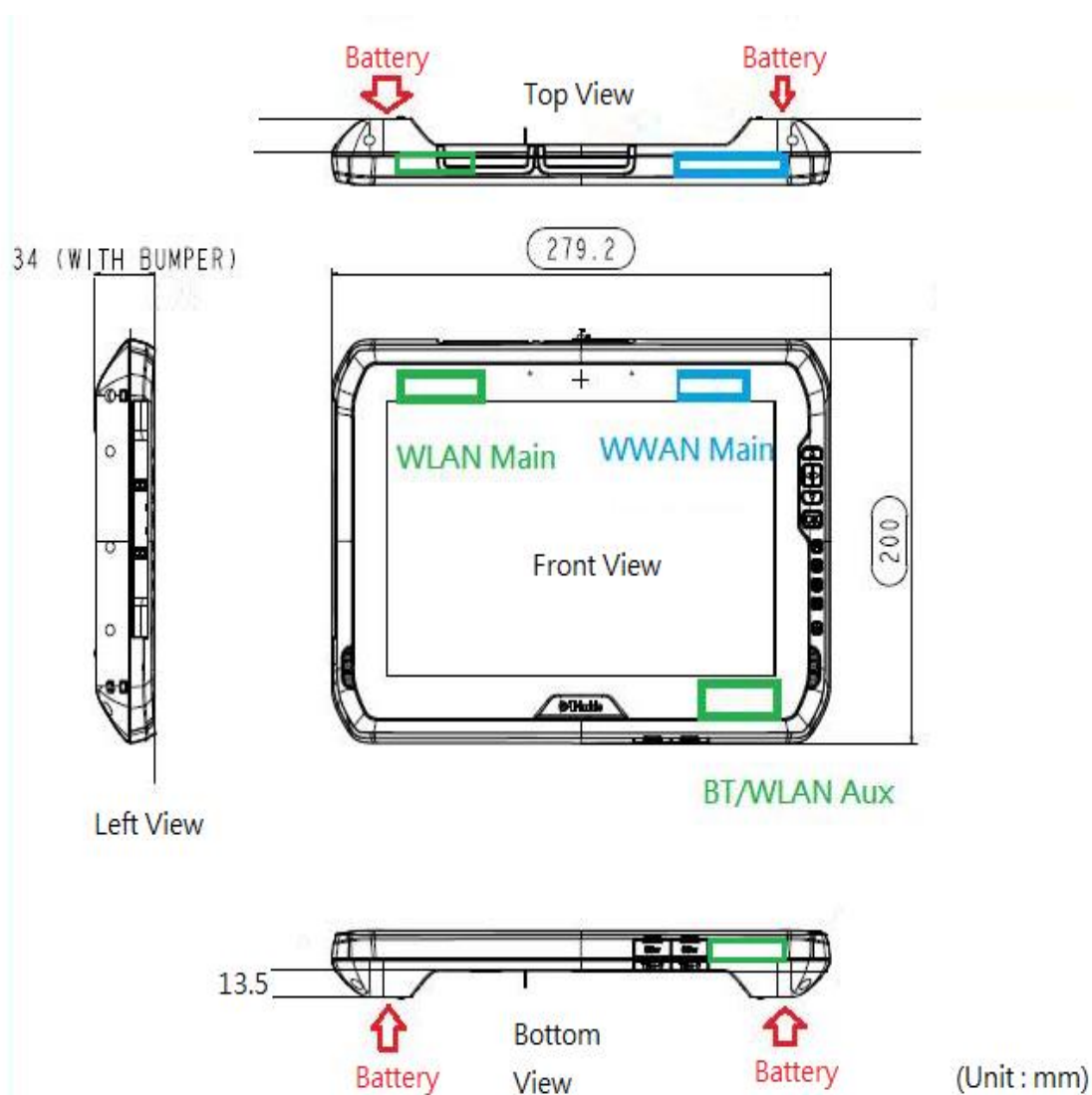
## SAR Test Report

---

### <Photographs of EUT>



## <Antenna Location>



The separation distance for antenna to edge:


Antenna	To Top Side (mm)	To Bottom Side (mm)	To Left Side (mm)	To Right Side (mm)
WWAN Main	5.43	175.85	174.05	7.12
WLAN Ant0_Main	11.85	175.82	7.26	246.3
WLAN / BT Ant1_Aux.	183.21	5.35	215.6	9.5

<Photographs of SAR Setup>





**Body - Rear Curve of EUT at 0 mm**



**Body - Left Curve of EUT at 0 mm**



**Body - Right Curve of EUT at 0 mm**



**Body - Top Curve of EUT at 0 mm**



**Body - Top Curve of EUT at 5 mm**



**Body - Bottom Curve of EUT at 0 mm**