




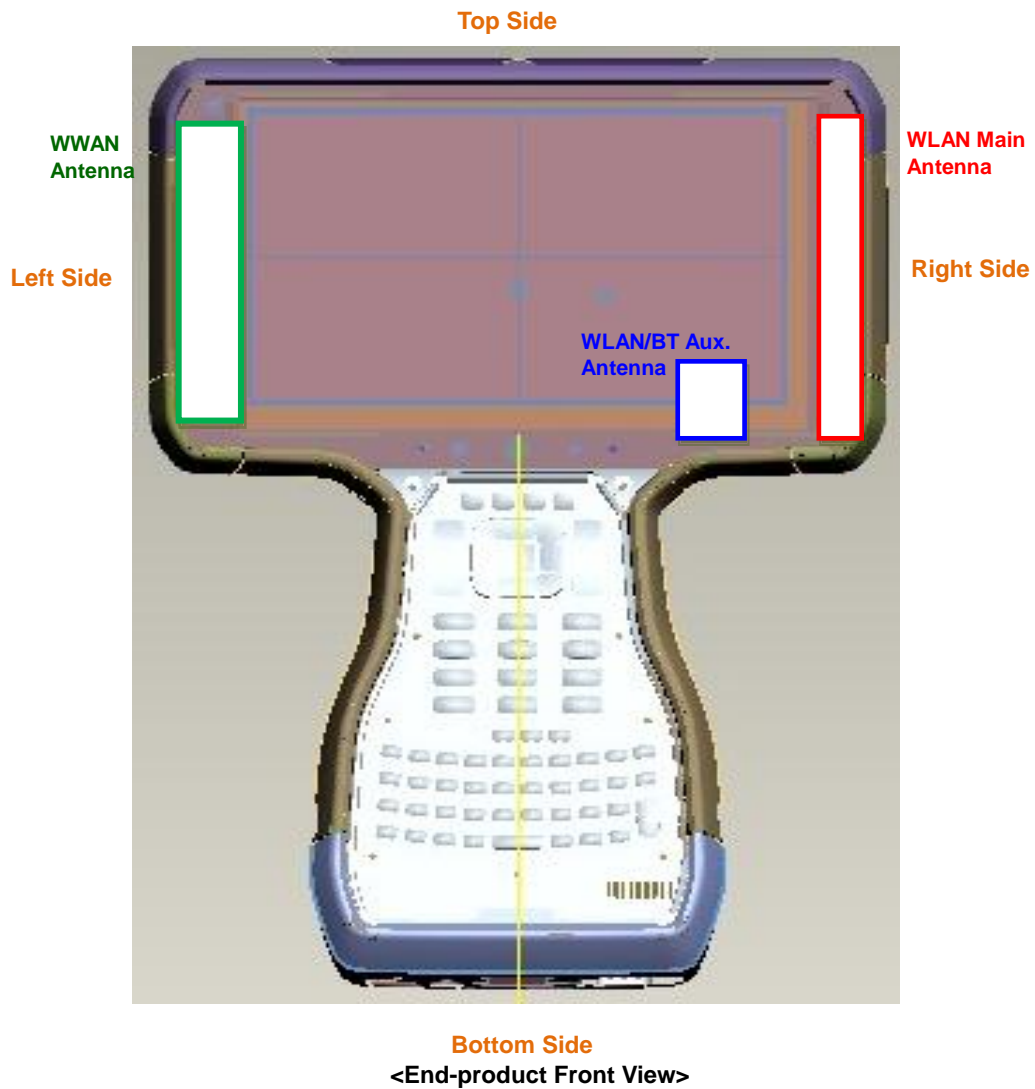
## Appendix D. Photographs of EUT and Setup

# FCC SAR Test Report

## <Photographs of EUT>

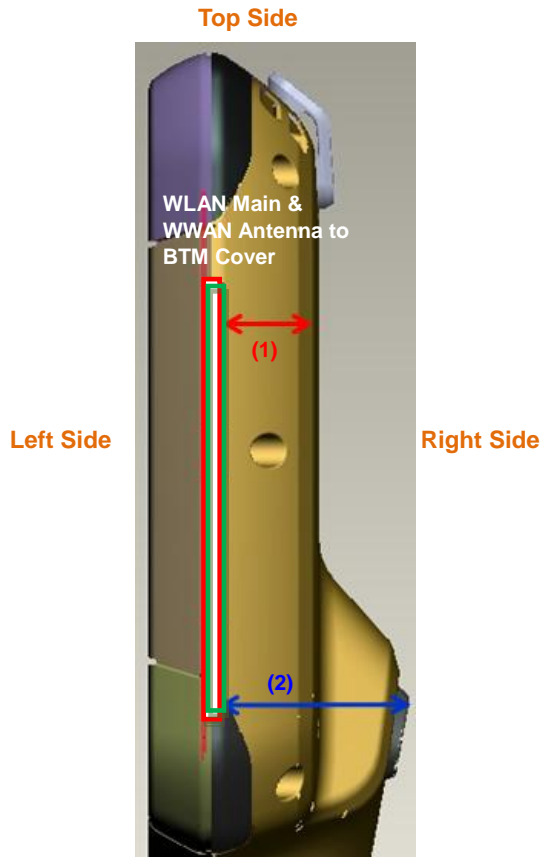


<Antenna Location>

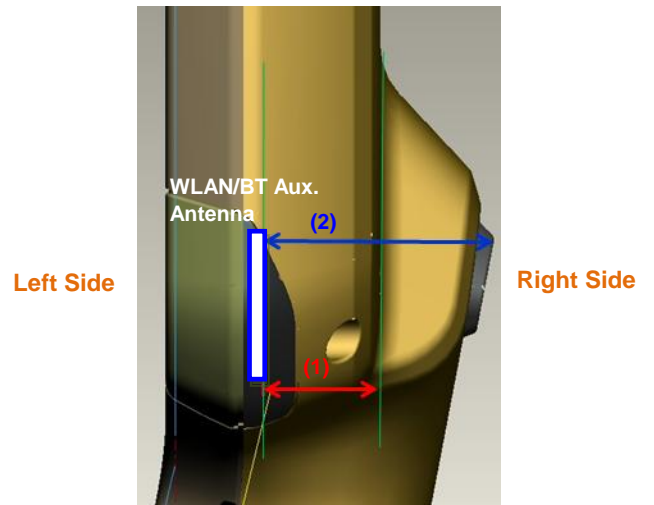


The separation distance for antenna to edge:

Antenna	To Top Side (mm)	To Bottom Side (mm)	To Left Side (mm)	To Right Side (mm)
WWAN Ant.	23.5	178.7	4.2	185.2
WLAN Main Ant.	23.5	176.6	191.68	4.2
WLAN / BT Aux. Ant.	123.6	165.3	157.9	34.2



Bottom Side  
<End-product Right Side View>



Bottom Side  
<End-product Right Side View>

The separation distance for antenna to edge:

Antenna	To BTM Cover Right Side (1) (mm)	To BTM Cover Right Side (2) (mm)
WWAN Ant.	18.7	38.47
WLAN Main Ant.	18.7	38.47
WLAN / BT Aux. Ant.	17.7	35.25

<Photographs of SAR Setup>



Body - Top Side of EUT at 0 mm



Body - Left Side of EUT at 0 mm



Body - Right Side of EUT at 0 mm



Body - WWAN Rear Face of EUT at 0 mm



Body - WLAN Rear Face of EUT at 0 mm