




Appendix D. Photographs of EUT and Setup

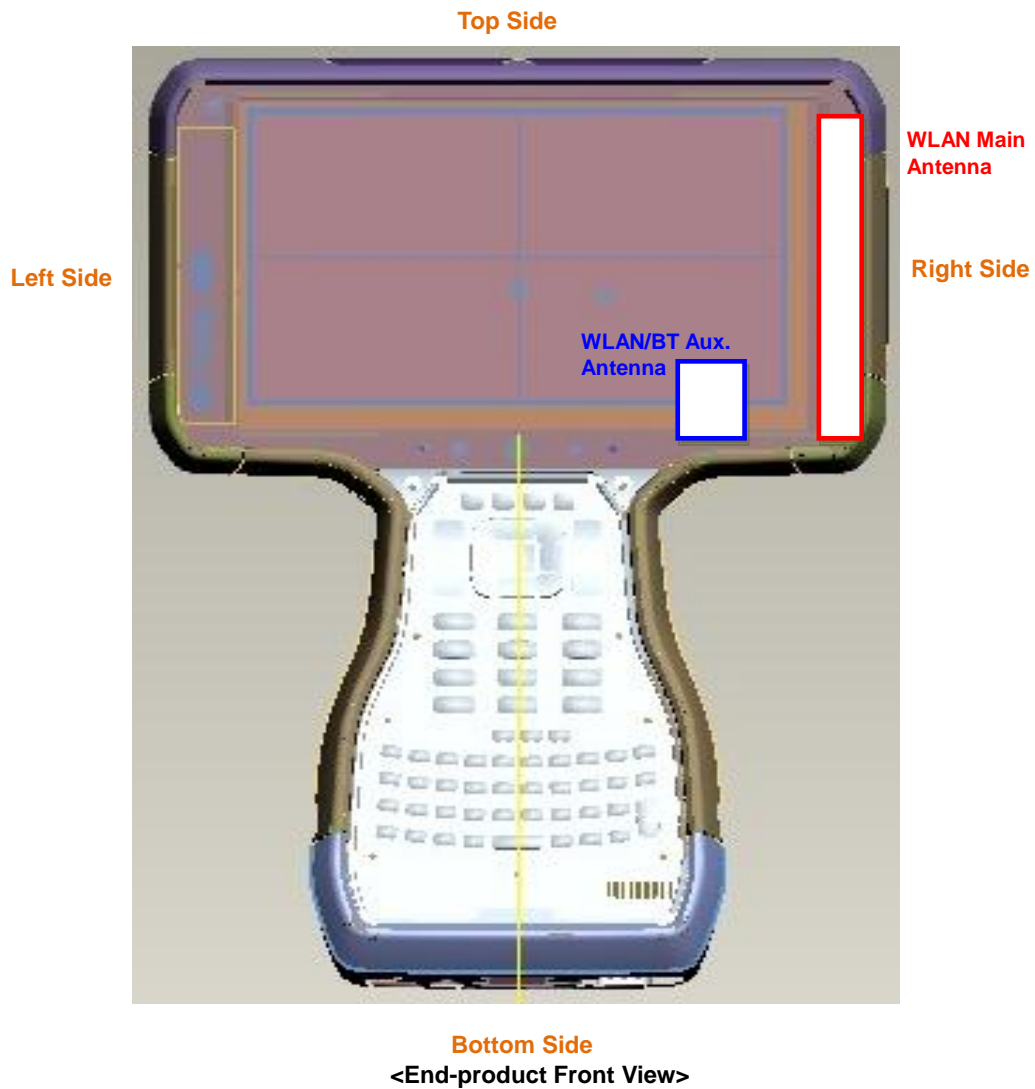
FCC SAR Test Report

<Photographs of EUT>



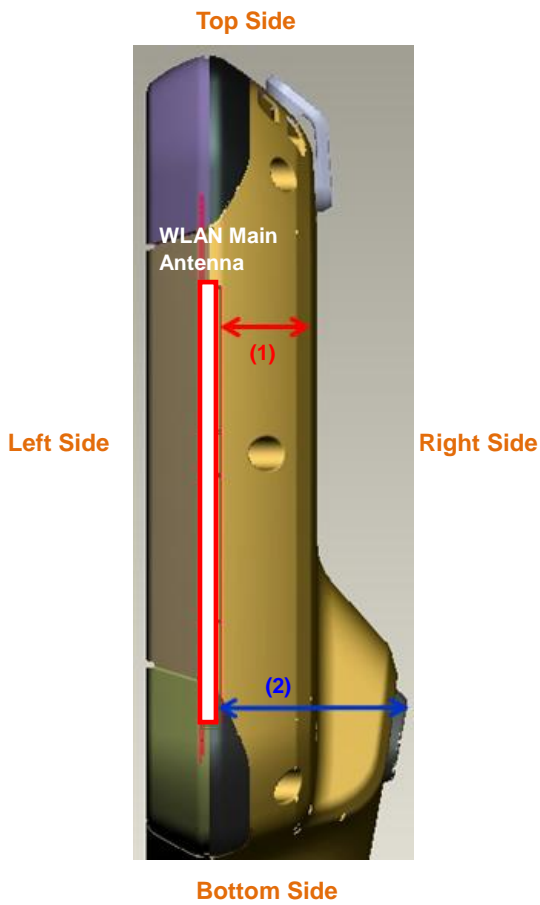
FCC SAR Test Report

<Antenna Location>

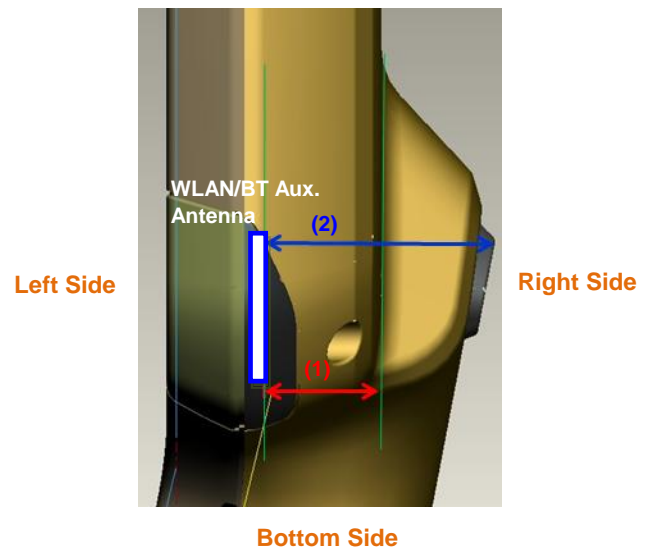


The separation distance for antenna to edge:

Antenna	To Top Side (mm)	To Bottom Side (mm)	To Left Side (mm)	To Right Side (mm)
WLAN Main Ant.	23.05	176.6	191.68	4.2
WLAN / BT Aux. Ant.	123.6	165.3	157.9	34.2



<End-product Right Side View>



<End-product Right Side View>

The separation distance for antenna to edge:

Antenna	To BTM Cover Right Side (1) (mm)	To BTM Cover Right Side (2) (mm)
WLAN Main Ant.	18.7	38.47
WLAN / BT Aux. Ant.	17.7	35.25

FCC SAR Test Report

<Photographs of SAR Setup>



Body - Top Side of EUT at 0 mm



Body - Rear Face of EUT at 0 mm



Body - Right Side of EUT at 0 mm