



**ETS Dr.GenZ Taiwan PS Co., Ltd.**

**FCC Registration No.: 930600**

**Industry Canada filed test laboratory Reg. No. IC 5679**

**Accredited Testing Laboratory**

**A2LA Cert.No.: 2300.01**

# **FCC TEST - REPORT**

**FCC Part 15 C for IEEE 802.11 g device**

**FCC ID: S7S-MIL-W2332G**

**Test report no.: W6M20504-5807-C-2**

## TABLE OF CONTENTS

<b>1</b>	<b>GENERAL INFORMATION .....</b>	<b>3</b>
1.1	NOTES .....	3
1.2	TESTING LABORATORY .....	4
1.2.1	<i>Location</i> .....	4
1.2.2	<i>Details of accreditation status</i> .....	4
1.3	DETAILS OF APPROVAL HOLDER .....	4
1.4	APPLICATION DETAILS .....	5
1.5	GENERAL INFORMATION OF TEST ITEM .....	5
1.6	TEST STANDARDS.....	6
<b>2</b>	<b>TECHNICAL TEST.....</b>	<b>7</b>
2.1	SUMMARY OF TEST RESULTS .....	7
2.2	TEST ENVIRONMENT.....	7
2.3	TEST EQUIPMENT LIST .....	8
2.4	GENERAL TEST PROCEDURE .....	11
<b>3</b>	<b>TEST RESULTS (ENCLOSURE).....</b>	<b>13</b>
3.1	PEAK OUTPUT POWER (TRANSMITTER) .....	14
3.2	EQUIVALENT ISOTROPIC RADIATED POWER .....	15
3.2.1	<i>Transmitter</i> .....	15
3.3	RF EXPOSURE COMPLIANCE REQUIREMENTS .....	15
3.4	TRANSMITTER RADIATED EMISSIONS IN RESTRICTED BANDS.....	16
3.5	SPURIOUS EMISSIONS (TX) .....	17
3.6	MINIMUM 6 DB BANDWIDTH .....	21
3.7	PEAK POWER SPECTRAL DENSITY.....	22
3.8	RADIATED EMISSIONS FROM RECEIVER SECTION OF TRANSCEIVER.....	23
3.9	POWER LINE CONDUCTED EMISSION .....	25
	<b>APPENDIX.....</b>	<b>26</b>
	APPENDIX A.....	27
	APPENDIX B.....	28
	APPENDIX C .....	29
	APPENDIX D.....	30
	APPENDIX E .....	31
	APPENDIX F .....	32
	APPENDIX G.....	33
	APPENDIX H.....	34



Registration number: W6M20504-5807-C-2  
 FCC ID: S7S-MIL-W2332G

**1 General Information**

**1.1 Notes**

The purpose of conformity testing is to increase the probability of adherence to the essential requirements or conformity specifications, as appropriate.

The complexity of the technical specifications, however, means that full and thorough testing is impractical for both technical and economic reasons.

Furthermore, there is no guarantee that a test sample which has Passed all the relevant tests conforms to a specification.

Neither is there any guarantee that such a test sample will interwork with other genuinely open systems.

The existence of the tests nevertheless provides the confidence that the test sample possesses the qualities as maintained and that is performance generally conforms to representative cases of communications equipment.

The test results of this test report relate exclusively to the item tested as specified in 1.5.

The test report may only be reproduced or published in full.

Reproduction or publication of extracts from the report requires the prior written approval of the ETS DR. GENZ TAIWAN PS CO., LTD.


**Specific Conditions:**

Usage of the hereunder tested device in combination with other integrated or external antennas requires at least additional output power measurements, spurious emission measurements, conducted emission measurements (AC supply lines) and radio frequency exposure evaluations for each individual configuration performed, for certification by FCC.


The test sample is able to work according IEEE 802.11 g.

This report is related to FCC Part 15 C (OFDM device).

**Tester:**

11.05.2005		Orville Chung	
Date	ETS-Lab.	Name	Signature

**Technical responsibility for area of testing:**

11.05.2005		Steven Chung	
Date	ETS	Name	Signature



Registration number: W6M20504-5807-C-2  
FCC ID: S7S-MIL-W2332G

## 1.2 Testing laboratory

### 1.2.1 Location

OATS  
No.5-1, Shuang Sing Village,  
LiShuei Rd., Wanli Township,  
Taipei County 207, Taiwan (R.O.C.)

Company  
ETS Dr.Genx Taiwan PS Co., Ltd.  
6F, NO. 58, LANE 188, RUEY-KUANG RD.  
NEIHU, TAIPEI 114, TAIWAN R.O.C.  
Tel : 886-2-66068877  
Fax : 886-2-66068879

### 1.2.2 Details of accreditation status

#### Accredited testing laboratory

**A2LA-registration number: 2300.01**

**FCC filed test laboratory Reg. No. 930600**

**Industry Canada filed test laboratory Reg. No. IC 5679**

## 1.3 Details of approval holder

Name	: MiLan Technology Inc.
Street	: 1329 Moffett Park Drive
Town	: Sunnyvale
Country	: CA 94089, USA
Telephone	: +1-800-466-4526
Fax	: +1-408-744-2809
Contact	: Mr. William Hang
Telephone	: +1-800-466-4526

Registration number: W6M20504-5807-C-2

FCC ID: S7S-MIL-W2332G

## 1.4 Application details

Date of receipt of application : 21.04.2005  
Date of receipt of test item : 22.04.2005  
Date of test : from 22.04.2005 to 10.05.2005

## 1.5 General information of Test item

Type of test item : ShAir™ AccessG Pro Wireless AP/Bridge  
Model Number : MIL-W2332G  
Hardware : 1.0  
Software : 1.0  
Serial number : without  
Photos : see Annex

## Technical data

Frequency band : 2.4 GHz – 2.4835 GHz  
Frequency ( ch A) : 2.412 GHz  
Frequency ( ch B) : 2.437 GHz  
Frequency ( ch C) : 2.462 GHz  
Number of Channels : 11  
Operation modes : duplex; TDD  
Modulation Type : DSSS-OFDM

Fixed point-to-point operation : Yes /  No  
Type of Antenna : 2.4GHz SMA Plug Reverse Antenna  
Antenna gain of Antenna : 2.0 dBi  
Antenna Power supply : 120VAC/DC Adapter  
Emission designator : 17M1F7D



Registration number: W6M20504-5807-C-2  
 FCC ID: S7S-MIL-W2332G

Host device: none

Classification :

Fixed Device	<input checked="" type="checkbox"/>
Mobile Device (Human Body distance > 20cm)	<input type="checkbox"/>
Portable Device (Human Body distance < 20cm)	<input type="checkbox"/>

**Transmitter**

**Unom**

**Power ( ch A)** : Conducted: 20.50dBm  
**Power ( ch B)** : Conducted: 20.99dBm  
**Power ( ch C)** : Conducted: 20.50dBm

**Manufacturer:**  
 (if applicable)

Name :./.  
 Street :./.  
 Town :./.  
 Country :./.

Additional information: The sample is using WLAN technology according IEEE 802.11g. For this report the function according IEEE 802.11g is considered only. The scheme for frequency generation, spectrum spreading, receiver parameters, synchronization procedure, and other parameters are determined by the mentioned standard above.

**1.6 Test standards**

Technical standard : FCC RULES PART 15 / SUBPART C § 15.247



Registration number: W6M20504-5807-C-2  
FCC ID: S7S-MIL-W2332G

## **2 Technical test**

### **2.1 Summary of test results**

No deviations from the technical specification(s) were ascertained in the course of the tests performed.



**or**

The deviations as specified in 2.5 were ascertained in the course of the tests performed.



### **2.2 Test environment**

Temperature	: 23 °C
Relative humidity content	: 20 ... 75 %
Air pressure	: 86 ... 103 kPa
Details of power supply	: 120 VAC (ac/dc adaptor)
Extreme conditions parameters	: --

Registration number: W6M20504-5807-C-2

FCC ID: S7S-MIL-W2332G

## 2.3 Test Equipment List

No.	Test equipment	Type	Serial No.	Manufacturer	Next Cal. Date
ETSTW-CE 001	EMI TEST RECEIVER	ESHS10	842121/013	R&S	08.11.2005
ETSTW-CE 002	PREREULATOR MODE DC POWER SUPPLY				
ETSTW-CE 003	AC POWER SOURCE	APS-9102	D161137	GW	
ETSTW-CE 004	ZWEILEITER-V-NETZNACHBILDUNG TWO-LINE V-NETWORK	ESH3-Z5	840731/011	R&S	08.11.2006
ETSTW-CE 005	Line-Impedance Stabilisation Network	NNBM 8126D	137	Schwarzbeck	03.11.2006
ETSTW-CE 006	IMPULS-BEGRENZER PULSE LIMITER	ESH3-Z2	100226	R&S	10.11.2006
ETSTW-CE 007	SPECTRUM ANALYZER 5GHz	FSB	849670/001	R&S	
ETSTW-CE 008	ABSORBING CLAMP	MDS 21	3469	ABSORPTIONS-MESSWANDLER-ZANGE	04.11.2006
ETSTW-CE 009	TEMP.&HUMIDITY CHAMBER	GTH-225-40-1P-U	MAA0305-009	GIANT FORCE	10.05.2005
ETSTW-CE 010	Comb Generator-conducted			ETS	
ETSTW-CE 011	Power Line Conducted Emission Only			ETS	
ETSTW-CS 001	SIGNAL GENERATOR	SMX	849254/003	R&S	31.10.2005
ETSTW-CS 002	COUPLING AND DECOUPLING NETWORK	CDN S751	19263	CHAFFNER	03.11.2006
ETSTW-CS 003	COUPLING AND DECOUPLING NETWORK	CDN T400	19820	CHAFFNER	03.11.2006
ETSTW-CS 004	COUPLING AND DECOUPLING NETWORK	CDN M016	20053	CHAFFNER	03.11.2006
ETSTW-CS 005	RF Power Amplifier	100A250A	306547	AR	03.11.2005
ETSTW-RE 001	2MHz SWEEP FUNCTION GENERATOR	EGC-3230	02050018	Escort	
ETSTW-RE 002	Function Generator	33220A	MY43004982	Agilent	03.11.2005
ETSTW-RE 003	EMI TEST RECEIVER	ESI	831438/001	R&S	16.11.2005
ETSTW-RE 004	EMI TEST RECEIVER	ESI	831459/012	R&S	09.11.2005
ETSTW-RE 005	EMI TEST RECEIVER	ESVS10	843207/020	R&S	01.11.2005
ETSTW-RE 006	HF-EICHLITUNG RF STEP ATTENUATOR	DPSP	848220/003	R&S	
ETSTW-RE 007	HF-EICHLITUNG RF STEP ATTENUATOR	DPSP	844581/024	R&S	
ETSTW-RE 008	Controller	HD100	C0100-L/047/6670703/L	Heinrich Deisel	
ETSTW-RE 009	Controller	HD100	100/341	Heinrich Deisel	
ETSTW-RE 010	PROGRAMMABLE LINEAR POWER SUPPLY	LPS-305	30503070181	MOTECH	
ETSTW-RE 011	PROGRAMMABLE LINEAR POWER SUPPLY	LPS-305	30503070165	MOTECH	
ETSTW-RE 012	TUNABLE BANDREJECT FILTER	D.C 0309	146	K&L	
ETSTW-RE 013	TUNABLE BANDREJECT FILTER	D.C 0036	397	K&L	
ETSTW-RE 014	DUAL TRACKING WITH 5V FIXED	GPC-3030D		GW	
ETSTW-RE 015	ANTENNA	HK116	841489/003	R&S	
ETSTW-RE 016	ANTENNA	HL223	848953/006	R&S	
ETSTW-RE 017	ANTENNA	HL025	352886/001	R&S	
ETSTW-RE 018	ANTENNA	AT4560	27212	AR	07.11.2006





Registration number: W6M20504-5807-C-2  
 FCC ID: S7S-MIL-W2332G

ETSTW-RE 019	ANTENNA , HORN	22240-25	121074	FM	
ETSTW-RE 020	MICROWAVE HORN ANTENNA	AT4002A	306915	AR	
ETSTW-RE 021	SWEEP GENERATOR	SWM05	835130/010	R&S	10.11.2005
ETSTW-RE 022	AMPLIFIER	8447D	2944A09837	Agilent	01.11.2005
ETSTW-RE 023	Shielded room	SR 1		Frankonia	
ETSTW-RE 024	Anechoic Chamber	CHC 1		Frankonia	
ETSTW-RE 025	Anechoic Chamber	CHC 2		Frankonia	
ETSTW-RE 026	Open Area Test Site	10m		ETS	
ETSTW-RE 027	Passive Loop Antenna	6512	34563	EMCO	29.06.2006
ETSTW-RE 028	Log-Periodic DipoleArray Antenna	3148	34429	EMCO	14.06.2006
ETSTW-RE 029	Biconical Antenna	3109	33524	EMCO	16.06.2006
ETSTW-RE 030	Double-Ridged Waveguide Horn Antenna	3117	35224	EMCO	04.05.2006
ETSTW-RE 031	Comb Generator-radiated			ETS	
ETSTW-RE 032	Millivoltmeter	URV 55	849086/013	R&S	17.11.2005
ETSTW-RE 033	4CH 1GHz 5GS/s DSO	WAVERUNNER 6100A	LCRY0604P14508	LeCory	
ETSTW-RE 034	Power Sensor	URV5-Z4	839313/006	R&S	17.11.2005
ETSTW-RE 035	1.5GHz Active Voltage Probe	HFP1500	2332	LeCory	
ETSTW-RE 036	100MHz High Voltage Diff Probe	ADP305	3305	LeCory	
ETSTW-RE 037	Log-Periodic DipoleArray Antenna	3148	00034546	EMCO	17.11.2006
ETSTW-RE 038	Log-Periodic DipoleArray Antenna	3148	00034547	EMCO	17.11.2006
ETSTW-RE 039	Biconical Antenna	3110B	41760	EMCO	17.11.2006
ETSTW-RE 040	Biconical Antenna	3110B	41761	EMCO	17.11.2006
ETSTW-RE 041	Anechoic Chamber	CHC 3		Frankonia	
ETSTW-EMI 001	HARMONICS 1000	HAR1000-1P	93	EMC-PARTNER	17.11.2005
ETSTW-EMS 001	Clamp BASELSTRASSE 160 CH-4242 LAUFEN	CN-EFT1000	354	EMC-PARTNER	01.11.2005
ETSTW-EMS 002	Frequency Converter	YF-6020	0308014		
ETSTW-EMS 003	EMC Immunity Test System	TRA2000IN6	579	EMC-PARTNER	01.11.2005
ETSTW-EMS 004	ESD generator minizap	ESD2000	016	EMC-PARTNER	01.11.2005
ETSTW-EMS 005	Attenuator (50 )	VERI50	051	EMC-PARTNER	30.08.2006
ETSTW-EMS 006	Attenuator (1 KO)	VERI1K	019	EMC-PARTNER	20.10.2006
ETSTW-EMS 007	20GO Divider	ESD-VERI-V	021	EMC-PARTNER	16.03.2006
ETSTW-RS 001	14" COLOR VIDEO MONITOR	TP-1480HR	P009799	TOPICA	
ETSTW-RS 002	14" COLOR VIDEO MONITOR	TP-1480HR	P009814	TOPICA	
ETSTW-RS 003	AMPLIFIER RESEARCH	30S1G3	306933	AR	
ETSTW-RS 004	RF Power Amplifier	150W1000	307009	AR	18.11.2005
ETSTW-RS 005	Electric Field Probe Type 8.3	EMR-20	BN 2244/20	GW	03.09.2005
ETSTW-RS 006	SIGNAL GENERATOR	SML03	101551	R&S	15.11.2005



Registration number: W6M20504-5807-C-2

FCC ID: S7S-MIL-W2332G

ETSTW-RS 007	AUDIO ANALYZER	UPA3	843458/029	R&S	15.11.2005
ETSTW-GSM 01	SIM Simulator	IT3	B2004-50106	ORGA Testsystems GmBh	
ETSTW-GSM 02	Universal Radio Communication Tester	CMU 200	103489	R&S	
	Parts of Anite SAT (6)E Platform Protocol Test System				
ETSTW-GSM 03	Agilent 8960 Test Set 1	E5515C	GB44052675	Agilent	07.14.06
ETSTW-GSM 04	Agilent 8960 Test Set 2	E5515C	GB44052665	Agilent	07.14.06
ETSTW-GSM 05	Agilent 8960 Test Set 3	E5515C	GB44052852	Agilent	07.17.06
ETSTW-GSM 06	Agilent 8960 Test Set 4	E5515C	GB44052984	Agilent	07.16.06
ETSTW-GSM 07	Agilent 8960 Test Set 5	E5515C	GB44052658	Agilent	07.14.06
ETSTW-GSM 08	Agilent 8960 Test Set 6	E5515C	GB44052666	Agilent	07.16.06
ETSTW-GSM 09	Controler PC	Dell GX 270	700F61J	Dell	
ETSTW-GSM 10	Combiner Wessex / Anite	B4605/100	053	Wessex / Anite	07.06
ETSTW-GSM 11	GSM 850,900,1800,1900 Test system	TS8950G		Rohde & Schwarz	11.05

Registration number: W6M20504-5807-C-2

FCC ID: S7S-MIL-W2332G

## 2.4 General Test Procedure

**POWER LINE CONDUCTED INTERFERENCE:** The procedure used was ANSI STANDARD C63.4-2003 using a 50 $\mu$ H LISN (if necessary). Both lines were observed. The bandwidth of the spectrum analyzer was 10 kHz with an appropriate sweep speed.

**RADIATION INTERFERENCE:** The test procedure used was according to ANSI STANDARD C63.4-2003 employing a spectrum analyzer. For investigated frequency is equal to or below 1GHz, the RBW and VBW of the spectrum analyzer was 100 kHz and 100kHz respectively with an appropriate sweep speed. For investigated frequency is above 1GHz, both of RBW and VBW of the spectrum analyzer were 1 MHz with an appropriate sweep speed. The analyzer was calibrated in dB above a microvolt at the output of the antenna. The ambient temperature of the UUT was 23°C with a humidity of 40 %.

**FORMULA OF CONVERSION FACTORS:** The Field Strength at 3m was established by adding the meter reading of the spectrum analyzer (which is set to read in units of dB $\mu$ V) to the antenna correction factor supplied by the antenna manufacturer. The antenna correction factors are stated in terms of dB.

Example:

Freq (MHz)      METER READING + ACF + CABLE LOSS (to the receiver) = FS  
33                    20 dB $\mu$ V + 10.36 dB + 6 dB = 36.36 dB $\mu$ V/m @3m

The UUT was placed on a table 80 cm high and with dimensions of 1m by 1.5m (non metallic table) and arranged according to ANSI C63.4-2000 Section 13.1.2. The table used for radiated measurements is capable of continuous rotation. The spectrum was scanned from 30 MHz to the frequency specified as follows:

- (1) If the intentional radiator operates below 10 GHz: to the tenth harmonic of the highest fundamental frequency or to 40 GHz, whichever is lower.
- (2) If the intentional radiator operates at or above 10 GHz and below 30 GHz: to the fifth harmonic of the highest fundamental frequency or to 100 GHz, whichever is lower.
- (3) If the intentional radiator operates at or above 30 GHz: to the fifth harmonic of the highest fundamental frequency or to 200 GHz, whichever is lower, unless specified otherwise elsewhere in the rules.
- (4) If the intentional radiator contains a digital device, regardless of whether this digital device controls the functions of the intentional radiator or the digital device is used for additional control or function purposes other than to enable the operation of the intentional radiator, the frequency range shall be investigated up to the range specified in paragraphs (a)(1)-(a)(3) of this section or the range applicable to the digital device, as shown in paragraph (b)(1) of this Section, whichever is the higher frequency range of investigation.

For hand-held devices, a exploratory test was performed with three (3) orthogonal planes to determine the highest emissions.

Measurements were made by ETS Dr.Genx Taiwan PS Co., Ltd. at the registered open field test site located at No.5-1, Shuang Sing Village, LiShuei Rd., Wanli Township, Taipei County 207, Taiwan (R.O.C.) The Registration Number: 930600.



Registration number: W6M20504-5807-C-2

FCC ID: S7S-MIL-W2332G

When an emission was found, the table was rotated to produce the maximum signal strength. At this point, the antenna was raised and lowered from 1m to 4m. The antenna was placed in both the horizontal and vertical planes.

When the radiated emission limits are expressed in terms of the average value of the emission, and pulsed operation is employed, the measurement field strength shall be determined by averaging over one complete pulse train, including blanking intervals, as long as the pulse train does not exceed 0.1 seconds. As an alternative (provided the transmitter operates for longer than 0.1 seconds) or in cases where the pulse train exceeds 0.1 seconds, the measured field strength shall be determined from the average absolute voltage during a 0.1 second interval during which the field strength is at its maximum value.

The formula is as follows:

Average = Peak + Duty Factor

Duty Factor =  $20 \log (\text{dwell time}/T)$

T = 100ms when the pulse train period is over 100 ms or the period of the pulse train.

Modified Limits for peak according to 15.35 (b) = Max Permitted average Limits + 20dB

ANTENNA & GROUND:

**This unit uses 2.4GHz SMA Plug Reverse Antenna. (see photos)**



Registration number: W6M20504-5807-C-2  
 FCC ID: S7S-MIL-W2332G

**3 Test results (enclosure)**

TEST CASE	Para. Number	Required	Test passed	Test failed
Peak Output Power	15.247(b)(3)	<input checked="" type="checkbox"/>	<input checked="" type="checkbox"/>	<input type="checkbox"/>
Equivalent radiated Power	15.247(b)(3)	<input checked="" type="checkbox"/>	<input checked="" type="checkbox"/>	<input type="checkbox"/>
Spurious Emissions radiated – Transmitter operating	15.247(c)	<input checked="" type="checkbox"/>	<input checked="" type="checkbox"/>	<input type="checkbox"/>
Band Edge Measurement	15.247(c)	<input checked="" type="checkbox"/>	<input checked="" type="checkbox"/>	<input type="checkbox"/>
Minimum 6 dB Bandwidth	15.247(a)(2)	<input checked="" type="checkbox"/>	<input checked="" type="checkbox"/>	<input type="checkbox"/>
Peak Power Spectral Density	15.247(d)	<input checked="" type="checkbox"/>	<input checked="" type="checkbox"/>	<input type="checkbox"/>
Radiated Emission from Digital Part and Receiver L.O.	15.109	<input checked="" type="checkbox"/>	<input checked="" type="checkbox"/>	<input type="checkbox"/>
Power Line Conducted Emission	15.207	<input checked="" type="checkbox"/>	<input checked="" type="checkbox"/>	<input type="checkbox"/>

The follows is intended to leave blank.



Registration number: W6M20504-5807-C-2  
 FCC ID: S7S-MIL-W2332G

**3.1 Peak Output Power (transmitter)**

FCC Rule: 15.247(b)(3)

This measurement applies to equipment with an integral antenna and to equipment with an antenna connector and equipped with an antenna as declared by the applicant.

The power was measured with modulation (declared by the applicant).

Test condition		Conducted Power		
		Channel A	Channel B	Channel C
		[dBm]	[dBm]	[dBm]
$T_{nom} = 23^{\circ}C$	$V_{nom} = 120\ V$	20.50	20.99	20.50
Measurement uncertainty		< 3 dB		

Test condition	Signal Field strength TX highest power mode
$T_{nom} = 23^{\circ}C, V_{nom} = 120\ V$	dB $\mu V/m$
Frequency [MHz]	
2412	103.74
Measurement uncertainty	< 3 dB

Remarks: The diagrams for the field strength measurements are included in Appendix.

Limits:

Frequency MHz	Power dBm
902 - 928	30
2400 – 2483.5	30
5725 – 5850	30

In case of employing transmitter antennas having antenna gain > 6 dBi and using fixed point-to-point operation consider §15.247 (b)(4)

Test equipment used: ETSTW-RE 003 , ETSTW-RE 012 , ETSTW-RE 017 , ETSTW-RE 024



Registration number: W6M20504-5807-C-2  
 FCC ID: S7S-MIL-W2332G

**3.2 Equivalent isotropic radiated power**

FCC Rule: 15.247(b)(3)

EIRP = max. conducted output power + antenna gain

$$\begin{aligned} \text{EIRP} &= 20.99 \text{ dBm} + 2\text{dBi} \\ &= 22.99 \text{ dBm} \end{aligned}$$

Limit: EIRP = +36 dBm for Antenna gain <6dBi

**3.2.1 Transmitter**

Integral Antenna:

At the transmitter the measurement was transacted with the modulation declared by the manufacturer and the maximum available output power of the EUT.

In this arrangement the EUT fulfils the requirements of the FCC rules §15.247, subpart C, section b.

**3.3 RF Exposure Compliance Requirements**

The test sample is a WLAN access point intended for fixed installation.

FCC OET Bulletin 65 Edition 97.01 determines the equations for predicting RF fields and applicable limits.

The prediction for power density in the far-field but will over-predict power density in the near field, where it could be used for walking a “worst case” or conservative prediction.

$$S = \frac{PG}{4 R^2}$$

S – Power Density

P – Output power ERP

R – Distance

D – Cable Loss

AG – Antenna Gain G = AG-D

Item	Unit	Value	Remarks
P	mW	125.6	Peak value
D	dB		
AG	dBi	1.6	
G		2.0	Calculated Value
R	cm	20	Assumed value
S	mW/cm <sup>2</sup>	0.0399	Calculated value

Limits:

Limit for General Population / Uncontrolled Exposure	
Frequency (MHz)	Power Density (mW/cm <sup>2</sup> )
1500 – 100.000	1,0



Registration number: W6M20504-5807-C-2  
 FCC ID: S7S-MIL-W2332G

**3.4 Transmitter Radiated Emissions in Restricted Bands**

FCC Rules: 15.247 (c), 15.205, 15.209, 15.35

Radiated emission measurements were performed from 30 MHz to 1000 MHz.

For radiated emission tests, the analyzer setting was as followings:

Frequency < 1 GHz, RBW:100 kHz, VBW: 100 kHz (Peak measurements)

Frequency > 1 GHz, RBW: 1 MHz, VBW: 1 MHz (Peak measurements)

Frequency > 1 GHz , RBW:1 MHz , VBW: 100Hz (Average measurements)

Limits.

For frequencies below 1GHz:

Frequency of Emission (MHz)	Field strength (microvolts/meter)	Field Strength (dB microvolts/meter)
30 - 88	100	40.0
88 - 216	150	43.5
216 - 960	200	46.0
Above	500	54.0

For frequencies above 1GHz (Average measurements).

Guidance on Measurement of DSSS Systems:

“If the emission is pulsed, modify the unit for continuous operation, use the setting shown above, then correct the reading by subtracting the peak-average correction factor, derived from the appropriate duty cycle calculation.”

The correction factor, based on the total channel dwell time in a 100 ms period, may be mathematically applied to a measurement made with an average detector, to further reduce the value.

$$\text{Duty cycle correction} = 20 \log (\text{dwell time} / 100\text{ms})$$

No duty cycle correction was added to the reading.

$$54.0\text{dB } \mu \text{ V/m} + 20 \text{ dB} = 74 \text{ dB } \mu \text{ V/m}$$

Remarks: see attached diagrams

Test equipment used: ETS 0125, ETS 0271





Registration number: W6M20504-5807-C-2

FCC ID: S7S-MIL-W2332G

### 3.5 Spurious Emissions (tx)

Spurious emission was measured with modulation (declared by manufacturer).

In any 100 kHz bandwidth outside the frequency band in which the intentional radiator is operating, the radio frequency power that is produced by the intentional radiator shall be at least 20dB below that in the 100 kHz bandwidth within the band that contains the highest level of the desired power, based on either an RF conducted or a radiated measurement. Attenuation below the general limits specified in § 15.209(a) is not required. In addition, radiated emissions which fall in the restricted bands, as defined in § 15.205(a), must also comply with the radiated emission limits specified in § 15.209(a) (see § 15.205(c))

FCC Rule: 15.247(c), 15.35

For out of band emissions that are close to or that exceed the 20 dB attenuation requirement described in the specification, radiated measurements were performed at a 3 m separation distance to determine whether these emissions complied with the general radiated emission requirement.

Limits:

For frequencies below 1GHz:

Max. reading – 20 dB

103.74 dB  $\mu$  V/m- 20 dB= 83.74 dB  $\mu$  V/m

Guidance on Measurement of DSSS Systems:

“If the emission is pulsed, modify the unit for continuous operation, use the settings shown above, then correct the reading by subtracting the peak-average correction factor, derived from the appropriate duty cycle calculation.”

The correction factor, based on the total channel dwell time in a 100 ms period, may be mathematically applied to a measurement made with an average detector, to further reduce the value.

Duty Cycle correction =  $20 \log(\text{dwell time}/100\text{ms})$

For frequencies above 1GHz (Peak measurements).

Limit = max. aver. Reading-20dB+20dB(because Peak detector is used)

83.74 dB  $\mu$  V/m

For frequencies above 1GHz (Average measurements).

Max. reading – 20dB

No duty cycle correction was added to the reading

103.74 dB  $\mu$  V/m- 20 dB= 83.74 dB  $\mu$  V/m

Remarks: see attached diagrams

Test equipment used: ETSTW-RE 003 , ETSTW-RE 012 , ETSTW-RE 015 , ETSTW-RE 016 , ETSTW-RE 017 , ETSTW-RE 024

Registration number: W6M20504-5807-C-2

FCC ID: S7S-MIL-W2332G

SAMPLE CALCULATION OF LIMIT. All results will be updated by an automatic measuring system in accordance with point 2.3.

Calculation of test results:

Such factors like antenna correction, cable loss, external attenuation etc. are already included in the provided measurement results. This is done by using validated test software and calibrated test system according the accreditation requirements.

The peak and average spurious emission plots was measured with the average limits.

In the Table being listed the critical peak and average value and exhibit the compliance with the above calculated Limits.

If in the column's correction factor states a value then the max. Field strength in the same row is corrected by a value gained from the "Duty-Cycle Correction Factor".

### Summary table with radiated data of the test plots

Freq,	Used Ch,	Frequency Marker [MHz]	Polarization	corrections dB	Corrected Reading [dBuV/m]	Compliance Limit [dBuV/m]	Detector	BW [MHz]	Margin
1	1	133.226	H		35.36	43.5	PK	0.1	8.14
1	1	133.226	V		34.28	43.5	PK	0.1	9.22
1	1	166.613	H		36.46	43.5	PK	0.1	7.04
1	1	166.613	V		33.92	43.5	PK	0.1	9.58
2	1	265.731	H		31.41	46	PK	0.1	14.59
2	1	265.731	V		29.83	46	PK	0.1	16.17
2	1	966.333	H		37.65	54	PK	0.1	16.35
2	1	966.333	V		42.16	54	PK	0.1	11.84
3	1	1601.202	H		34.21	54	PK	1	19.79
3	1	1601.202	V		37.30	54	PK	1	16.7
3	1	2389.579	H		55.13	74	PK	1	18.87
3	1	2389.579	H		40.17	54	AV	1	13.83
3	1	2389.579	V		65.67	74	PK	1	8.33
3	1	2389.579	V		49.99	54	AV	1	4.01
3	1	2483.500	H		43.22	54	PK	1	10.78
3	1	2483.500	V		55.98	74	PK	1	18.02
3	1	2483.500	V		46.66	54	AV	1	7.34
3	1	2715.356	H		42.43	54	PK	1	11.57
3	1	2715.356	V		48.48	54	PK	1	5.52
4	1	4817.635	H		47.19	54	PK	1	6.81
4	1	4817.635	V		48.17	54	PK	1	5.83
1	6	133.226	H		35.28	43.5	PK	0.1	8.22
1	6	133.226	V		33.85	43.5	PK	0.1	9.65



Registration number: W6M20504-5807-C-2

FCC ID: S7S-MIL-W2332G

1	6	166.613	H		36.50	43.5	PK	0.1	7
1	6	166.613	V		35.09	43.5	PK	0.1	8.41
2	6	265.731	H		38.91	46	PK	0.1	7.09
2	6	265.731	V		28.31	46	PK	0.1	17.69
2	6	966.333	H		38.0	54	PK	0.1	16
2	6	966.333	V		39.99	54	PK	0.1	14.01
3	6	1601.202	H		35.20	54	PK	1	18.8
3	6	1601.202	V		38.37	54	PK	1	15.63
3	6	2389.579	H		47.96	54	PK	1	6.04
3	6	2389.579	V		59.52	74	PK	1	14.48
3	6	2389.579	V		46.33	54	AV	1	7.67
3	6	2483.500	H		49.39	54	PK	1	4.61
3	6	2483.500	V		59.43	74	PK	1	14.57
3	6	2483.500	V		45.65	54	AV	1	8.35
4	6	4873.747	H		47.28	54	PK	1	6.72
4	6	4873.747	V		49.03	54	PK	1	4.97
1	11	133.226	H		35.50	43.5	PK	0.1	8
1	11	133.226	V		33.46	43.5	PK	0.1	10.04
1	11	166.613	H		36.34	43.5	PK	0.1	7.16
1	11	166.613	V		34.84	43.5	PK	0.1	8.66
2	11	265.731	H		33.82	46	PK	0.1	12.18
2	11	265.731	V		30.83	46	PK	0.1	15.17
2	11	966.333	H		37.80	54	PK	0.1	16.2
2	11	966.333	V		40.34	54	PK	0.1	13.66
3	11	1601.202	H		36.23	54	PK	1	17.77
3	11	1601.202	V		37.85	54	PK	1	16.15
3	11	2389.579	H		42.94	54	PK	1	11.06
3	11	2389.579	V		53.41	54	PK	1	0.59
3	11	2483.500	H		57.43	74	PK	1	16.57
3	11	2483.500	H		41.11	54	AV	1	12.89
3	11	2483.500	V		67.93	74	PK	1	6.07
3	11	2483.500	V		52.89	54	AV	1	1.11
3	11	2747.443	H		41.13	54	PK	1	12.87
3	11	2747.443	V		48.11	54	PK	1	5.89
4	11	4921.844	H		47.75	54	PK	1	6.25
4	11	4921.844	V		48.75	54	PK	1	5.25



Registration number: W6M20504-5807-C-2

FCC ID: S7S-MIL-W2332G

Freq. – Frequency Range:

1:	30	-	200 MHz
2:	200	-	1000 MHz
3:	1	-	4 GHz
4:	4	-	8 GHz
5:	8	-	12 GHz
6:	12	-	17 GHz
7:	17	-	26.5 GHz

All not in the table noted test results are more than 20 dB below the relevant limits.

All other not noted test polts do not contain significant test results in relation to the limits.

**TEST RESULT (Transmitter):** The unit DOES meet the FCC requirements.

Comment: see attached diagrams

Test equipment used: ETSTW-RE 003, ETSTW-RE 015, ETSTW-RE 016, ETSTW-RE 017, ETSTW-RE 024



Registration number: W6M20504-5807-C-2  
 FCC ID: S7S-MIL-W2332G

**3.6 Minimum 6 dB Bandwidth**

The analyzer ResBW was set to 100 kHz. For each RF output channel investigated, the spectrum analyzer center frequency was set to the channel carrier. A PEAK reading was taken, two markers were set 6 dB below the maximum level on the right and the left side of the emission. The 6 dB bandwidth is the frequency difference between the two markers.

Test conditions		6 dB Bandwidth		
		Channel A	Channel B	Channel C
$T_{nom} = 23^{\circ}C$	$V_{nom} = 120 V$	16.5130 MHz	16.5130 MHz	16.5130 MHz
Measurement uncertainty		< 10 Hz		

**Limits:**

Frequency Range MHz	Limits
902-928	min 500 kHz
2400-2483.5	min 500 kHz
5725-5850	min 500 kHz

Test equipment used: ETSTW-CE 003 , ETSTW-RE 003

Comment: see attached diagram



Registration number: W6M20504-5807-C-2  
 FCC ID: S7S-MIL-W2332G

**3.7 Peak Power Spectral Density**

Peak Power Spectral density is a measured at low, middle and high channel.  
 The peak output power is measured with a measurement bandwidth of 10 MHz and displayed on diagram together with Peak Power Spectral Density result which was measured with a bandwidth of 3 kHz, appreciate frequency span and sweep time.

Test conditions		Peak Power Spectral Density (3 kHz)		
		Channel A [dBm]	Channel B [dBm]	Channel C [dBm]
$T_{nom} = 23^{\circ}C$	$V_{nom} = 120\ V$	-16.78	-16.32	-16.94
Measurement uncertainty		< 3 Hz		

**Limits:**

Frequency Range MHz	dBm
902-928	8
2400-2483,5	8
5725-5850	8

Test equipment used: ETSTW-CE 003 , ETSTW-RE 003

Comment: see attached diagram

Registration number: W6M20504-5807-C-2

FCC ID: S7S-MIL-W2332G

### 3.8 Radiated Emissions from Receiver Section of Transceiver

FCC Rule: 15.109

Freq,	Used Ch,	Frequency Marker [MHz]	Polarization	corrections dB	Corrected Reading [dBuV/m]	Compliance Limit [dBuV/m]	Detector	BW [MHz]	Margin
1	1	99.840	H		30.07	43.5	PK	0.1	13.43
1	1	99.840	V		38.99	43.5	PK	0.1	4.51
1	1	133.226	H		36.10	43.5	PK	0.1	7.4
1	1	133.226	V		34.47	43.5	PK	0.1	9.03
1	1	166.954	H		36.11	43.5	PK	0.1	7.39
1	1	166.954	V		34.68	43.5	PK	0.1	8.82
2	1	398.798	H		36.11	46	PK	0.1	9.89
2	1	398.798	V		41.26	46	PK	0.1	4.74
2	1	632.866	H		45.23	46	PK	0.1	0.77
2	1	632.866	V		35.45	46	PK	0.1	10.55
2	1	900.601	H		40.15	46	PK	0.1	5.85
2	1	900.601	V		45.20	46	PK	0.1	0.8
2	1	966.333	H		38.81	54	PK	0.1	15.19
2	1	966.333	V		45.88	54	PK	0.1	8.12
3	1	1120.240	H		32.25	54	PK	1	21.75
3	1	1120.240	V		30.90	54	PK	1	23.1
3	1	1811.623	H		34.24	54	PK	1	19.76
3	1	1811.623	V		33.25	54	PK	1	20.75
4	1	4817.635	H		41.64	54	PK	1	12.36
4	1	4817.635	V		43.38	54	PK	1	10.62
1	6	99.840	H		30.28	43.5	PK	0.1	13.22
1	6	99.840	V		39.06	43.5	PK	0.1	4.44
1	6	133.226	H		35.83	43.5	PK	0.1	7.67
1	6	133.226	V		33.22	43.5	PK	0.1	10.28
1	6	166.954	H		35.72	43.5	PK	0.1	7.78
1	6	166.954	V		34.63	43.5	PK	0.1	8.87
2	6	398.798	H		32.70	46	PK	0.1	13.3
2	6	398.798	V		43.98	46	PK	0.1	2.02
2	6	632.866	H		45.09	46	PK	0.1	0.91
2	6	632.866	V		36.64	46	PK	0.1	9.36
2	6	900.601	H		39.86	46	PK	0.1	6.14
2	6	900.601	V		45.31	46	PK	0.1	0.69



Registration number: W6M20504-5807-C-2  
 FCC ID: S7S-MIL-W2332G

2	6	966.333	H		38.47	54	PK	0.1	15.53
2	6	966.333	V		44.22	54	PK	0.1	9.78
3	6	1120.240	H		32.53	54	PK	1	21.47
3	6	1120.240	V		28.61	54	PK	1	25.39
3	6	1811.623	H		34.37	54	PK	1	19.63
3	6	1811.623	V		34.70	54	PK	1	19.3
4	6	4873.747	H		42.32	54	PK	1	11.68
4	6	4873.747	V		44.44	54	PK	1	9.56
1	11	99.840	H		30.76	43.5	PK	0.1	12.74
1	11	99.840	V		38.61	43.5	PK	0.1	4.89
1	11	133.226	H		35.35	43.5	PK	0.1	8.15
1	11	133.226	V		33.67	43.5	PK	0.1	9.83
1	11	166.954	H		35.38	43.5	PK	0.1	8.12
1	11	166.954	V		34.94	43.5	PK	0.1	8.56
2	11	400.401	H		42.48	46	PK	0.1	3.52
2	11	400.401	V		40.40	46	PK	0.1	5.6
2	11	632.866	H		45.28	46	PK	0.1	0.72
2	11	632.866	V		36.72	46	PK	0.1	9.28
2	11	900.601	H		39.10	46	PK	0.1	6.9
2	11	900.601	V		45.60	46	PK	0.1	0.4
2	11	966.333	H		38.46	54	PK	0.1	15.54
2	11	966.333	V		44.64	54	PK	0.1	9.36
3	11	1120.240	H		31.57	54	PK	1	22.43
3	11	1120.240	V		27.84	54	PK	1	26.16
3	11	1811.623	H		34.54	54	PK	1	19.46
3	11	1811.623	V		34.88	54	PK	1	19.12
4	11	4921.844	H		43.66	54	PK	1	10.34
4	11	4921.844	V		44.11	54	PK	1	9.89

Except for Class A digital devices, the field strength of radiated emissions from unintentional radiators at a distance of 3 meters shall not exceed the following values:

Frequency of Emission (MHz)	Field Strength (microvolts/meter)	Field Strength (dBmicrovolts/meter)
30 – 88	100	40.0
88 – 216	150	43.5
216 – 960	200	46.0
Above 960	500	54.0





Registration number: W6M20504-5807-C-2  
 FCC ID: S7S-MIL-W2332G

### 3.9 Power Line Conducted Emission

For an intentional radiator which is designed to be connected to the public utility (AC) power line, the radio frequency voltage that is conducted back onto the AC line on any frequency or frequencies within the band 150 kHz to 30 MHz shall not exceed the limits in the table bellows with this provision shall be based on the measurement of the radio frequency voltage between each power line and ground at the power terminals.

This measurement was transact first with instrumentation using an average and peak detector and a 10 kHz bandwidth. If the peak detector achieves a calculated level, the measurement is repeated by an instrumentation using a quasi-peak detector.

Frequency	Level (dB $\mu$ V)	
	quasi-peak	average
150 kHz	lower limit line	Lower limit line

**Limits:**

Frequency of Emission (MHz)	Conducted Limit (dBuV)	
	Quasi Peak	Average
0.15-0.5	66 to 56	56 to 46
0.5-5	56	46
5-30	60	50

Test equipment used: ETSTW-CE 004, ETSTW-CE 001, ETSTW-RE 023

Comment: see attached diagram



## Appendix

- A Peak Output Power
- B Spurious Emissions radiated – Transmitter operating
- C Band Edge Measurement
- D Minimum 6dB Bandwidth
- E Peak Power Spectral Density
- F Radiated Emissions from Receiver Section of Transceiver
- G Power Line Conducted Emission
- H Pictures



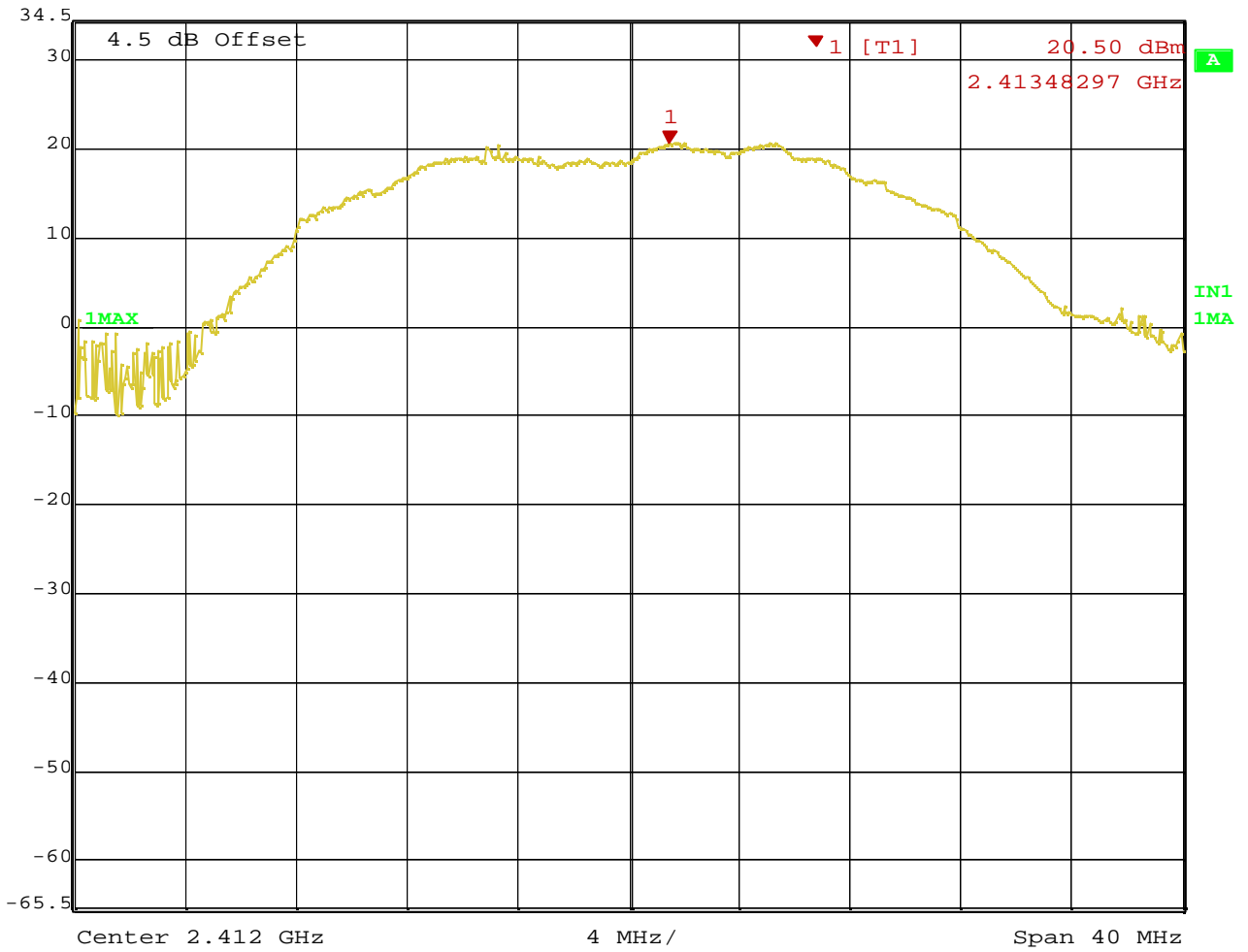
Registration number: W6M20504-5807-C-2  
FCC ID: S7S-MIL-W2332G

## Appendix A

### Peak Output Power



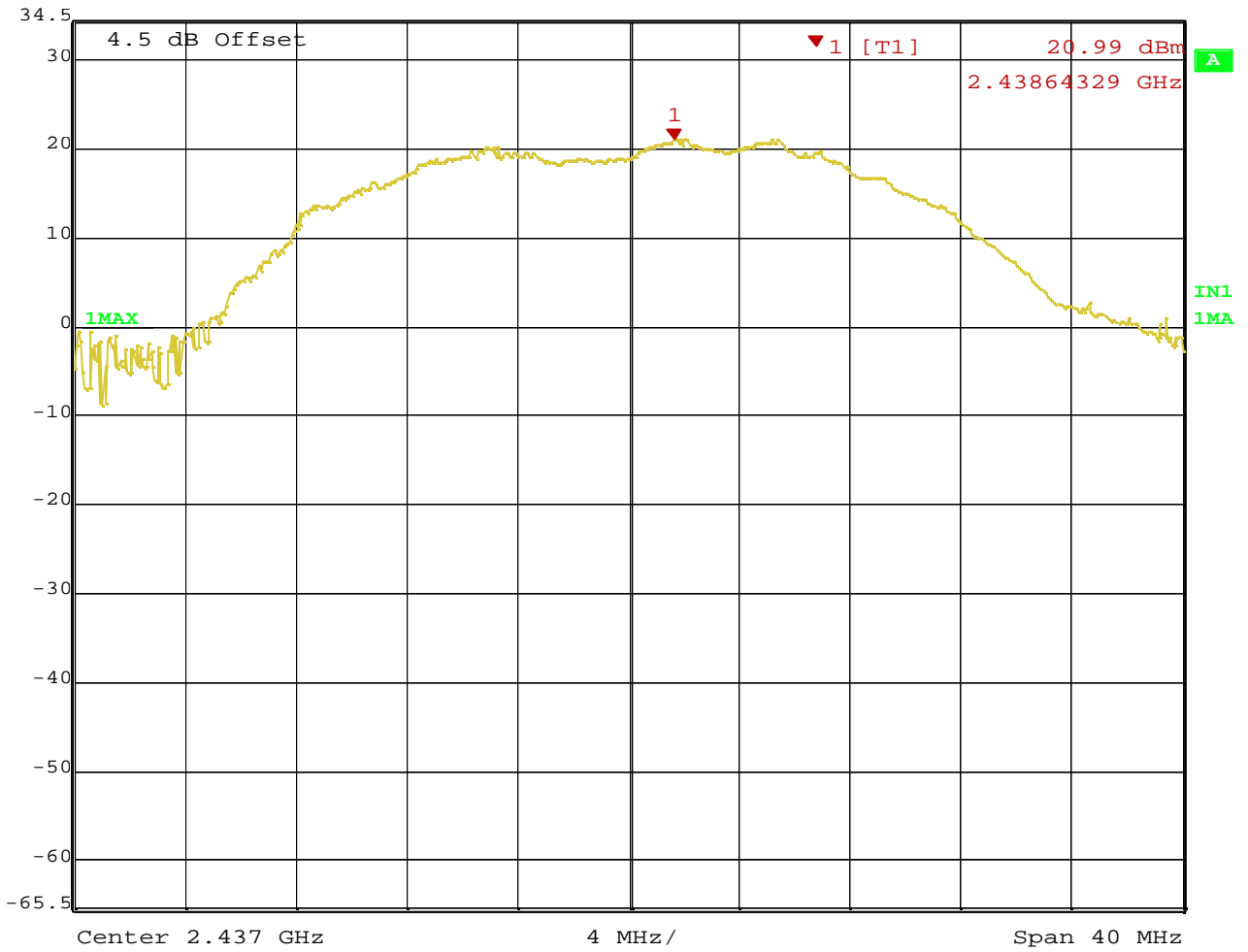
Ref Lvl 34.5 dBm  
Marker 1 [T1] 20.50 dBm  
2.41348297 GHz  
RBW 10 MHz RF Att 40 dB  
VBW 10 MHz  
SWT 200 ms Unit dBm



Title: 11G MAX PEAK POWER CH1  
Comment A: MiLan Technology Inc.  
Date: 3.MAY.2005 17:22:40



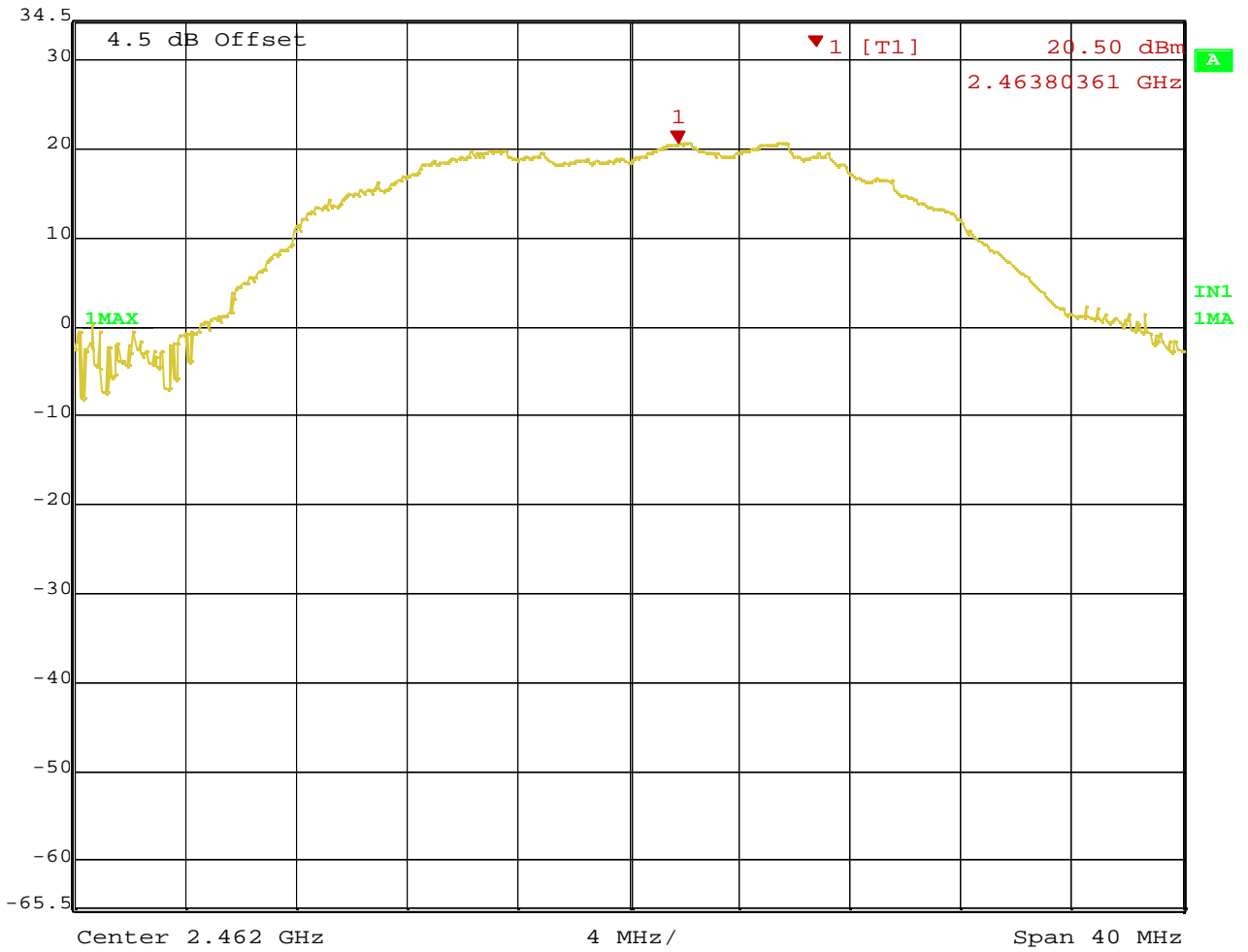
Ref Lvl 34.5 dBm  
Marker 1 [T1] 20.99 dBm  
2.43864329 GHz  
RBW 10 MHz RF Att 40 dB  
VBW 10 MHz  
SWT 200 ms Unit dBm



Title: 11G MAX PEAK POWER CH6  
Comment A: MiLan Technology Inc.  
Date: 3.MAY.2005 17:22:07



Ref Lvl 34.5 dBm  
Marker 1 [T1] 20.50 dBm  
2.46380361 GHz  
RBW 10 MHz RF Att 40 dB  
VBW 10 MHz  
SWT 200 ms Unit dBm

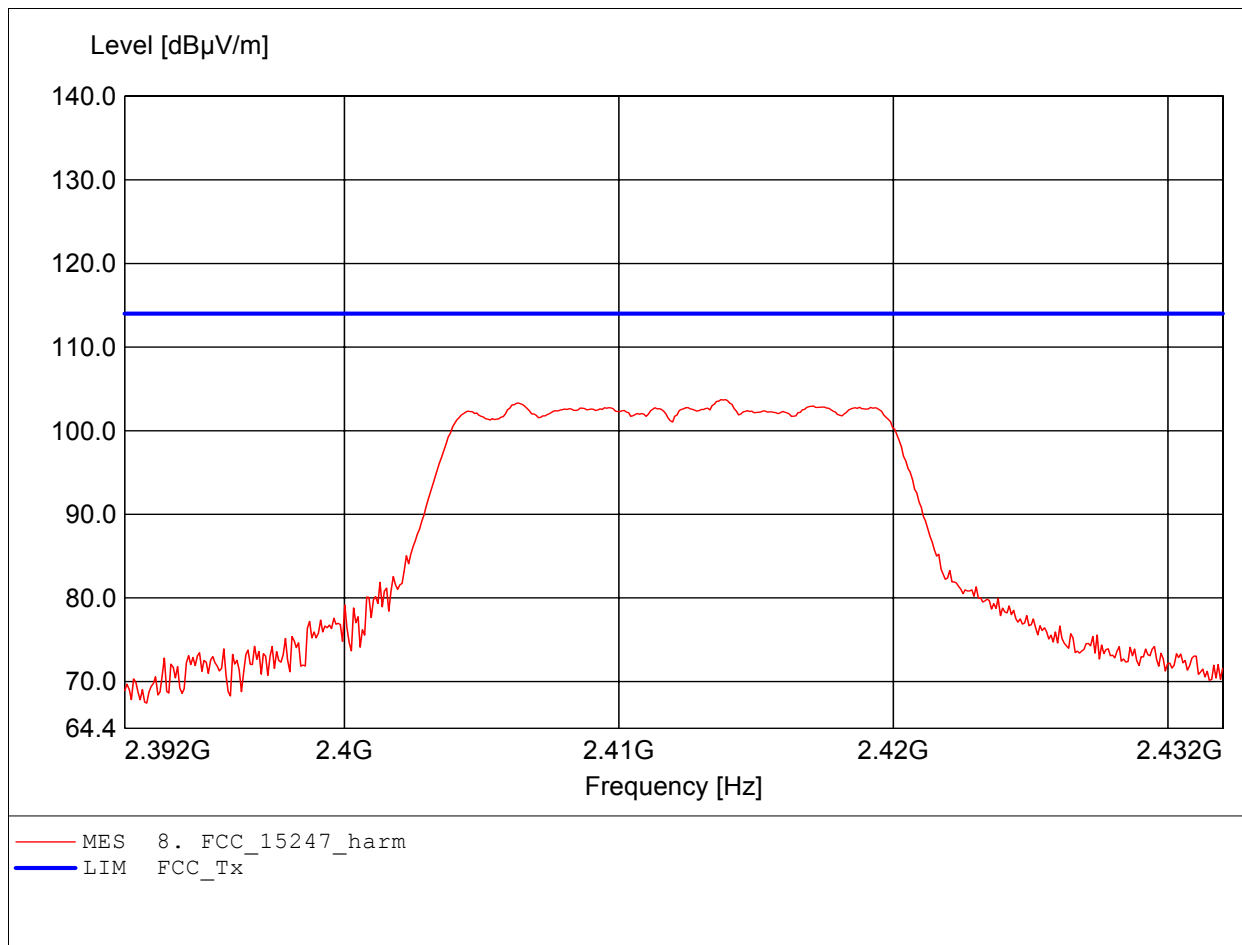


Title: 11G MAX PEAK POWER CH11  
Comment A: MiLan Technology Inc.  
Date: 3.MAY.2005 17:21:21

**Carrier power (Field Strength)**

**FCC RULES PART 15, SUBPART C**

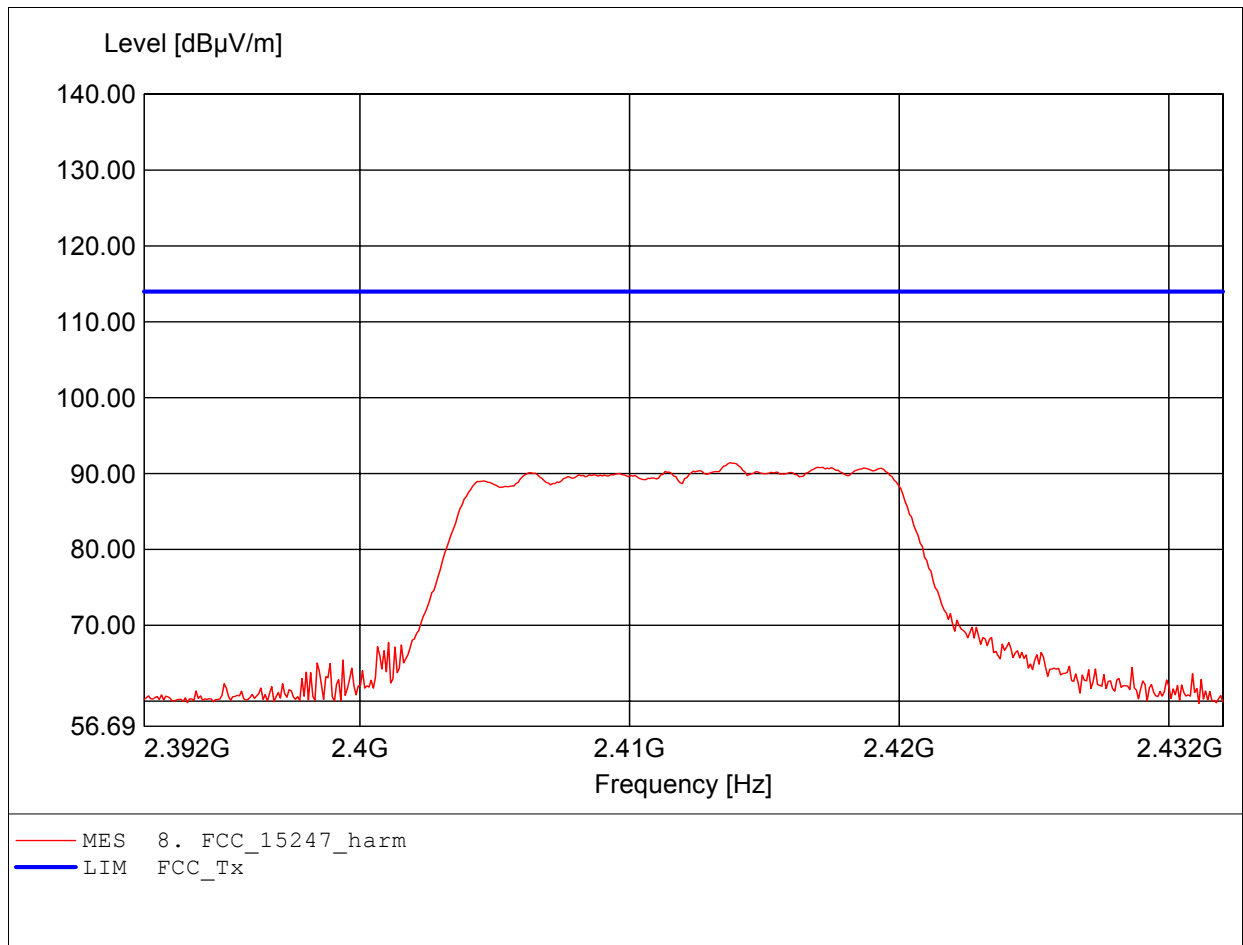
EUT: ShAir™ AccessG Pro Wireless AP/Bridge  
MODEL NO.: MIL-W2332G 802.11g CH 1  
Approval Holder: MiLan Technology Inc.  
Test Site / Operator: ETS / Orville Chang  
Temperature/Voltage: Temp.: 23°C/ Unom.: 120 VAC ( ac / dc Adaptor )  
Test Specification: according to §15.247  
Comment 1: Dist.: 3m, Ant.: HL025  
Freq: 2.414GHz, Emax: 103.74dBµV/m, RBW: 1MHz



**Carrier power (Field Strength)**

**FCC RULES PART 15, SUBPART C**

EUT: ShAir™ AccessG Pro Wireless AP/Bridge  
MODEL NO.: MIL-W2332G 802.11g CH 1  
Approval Holder: MiLan Technology Inc.  
Test Site / Operator: ETS / Orville Chang  
Temperature/Voltage: Temp.: 23°C/ Unom.: 120 VAC ( ac / dc Adaptor )  
Test Specification: according to §15.247  
Comment 1: Dist.: 3m, Ant.: HL025  
Freq: 2.414GHz, Emax: 91.44dBµV/m, RBW: 1MHz

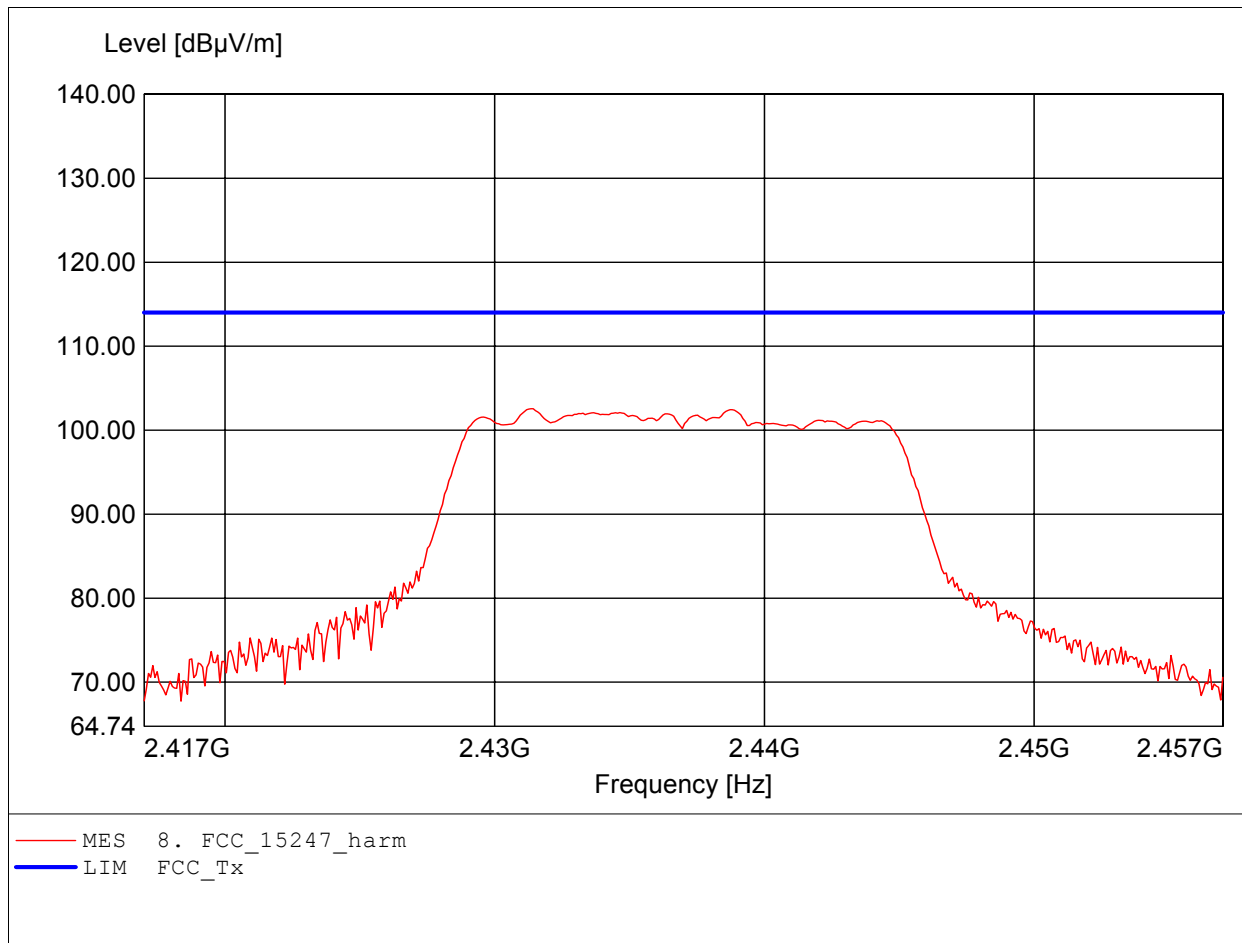




# Carrier power (Field Strength)

## FCC RULES PART 15, SUBPART C

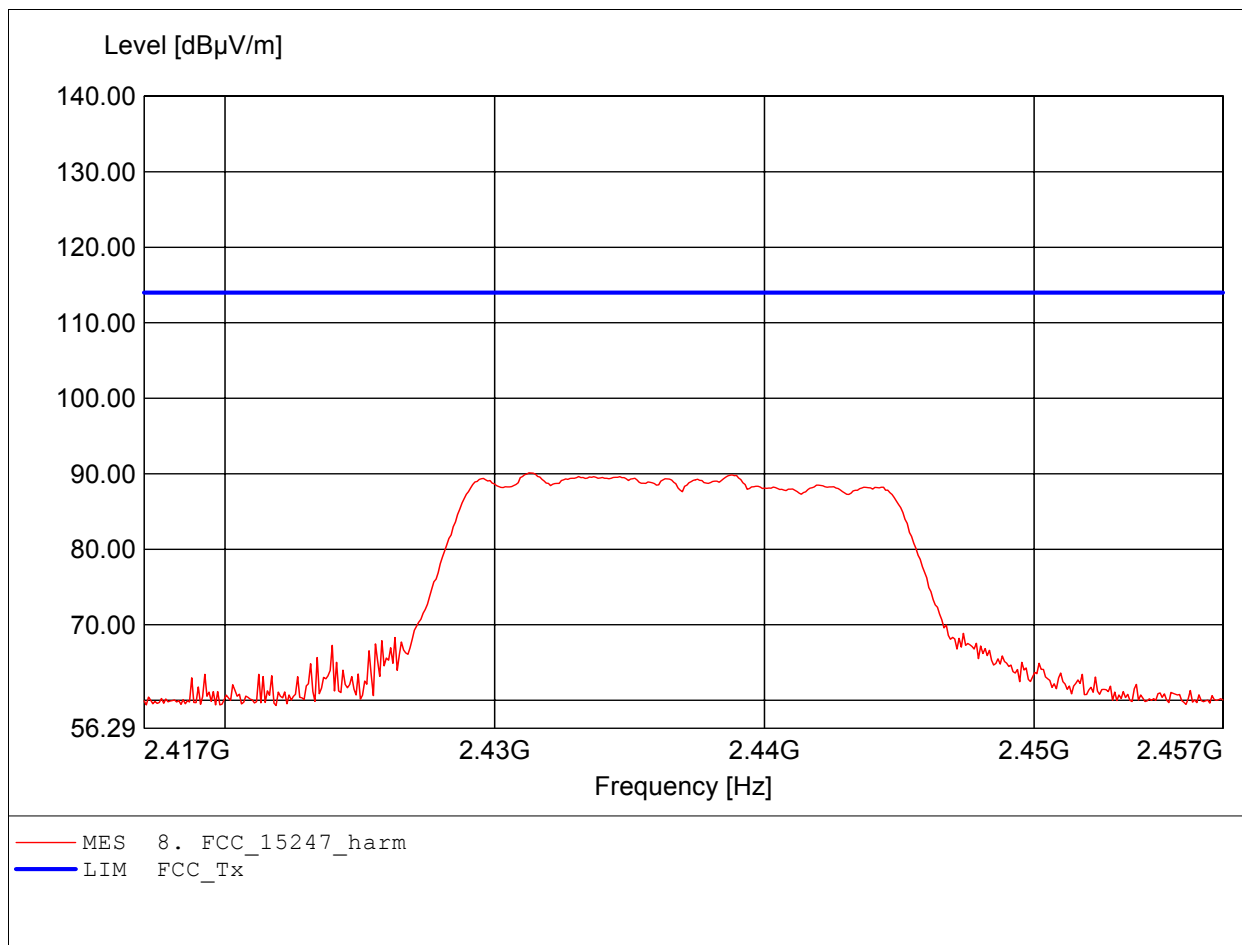
EUT: ShAir™ AccessG Pro Wireless AP/Bridge  
MODEL NO.: MIL-W2332G 802.11g CH 6  
Approval Holder: MiLan Technology Inc.  
Test Site / Operator: ETS / Orville Chang  
Temperature/Voltage: Temp.: 23°C/ Unom.: 120 VAC ( ac / dc Adaptor )  
Test Specification: according to §15.247  
Comment 1: Dist.: 3m, Ant.: HL025  
Freq: 2.431GHz, Emax: 102.55dBµV/m, RBW: 1MHz



# Carrier power (Field Strength)

## FCC RULES PART 15, SUBPART C

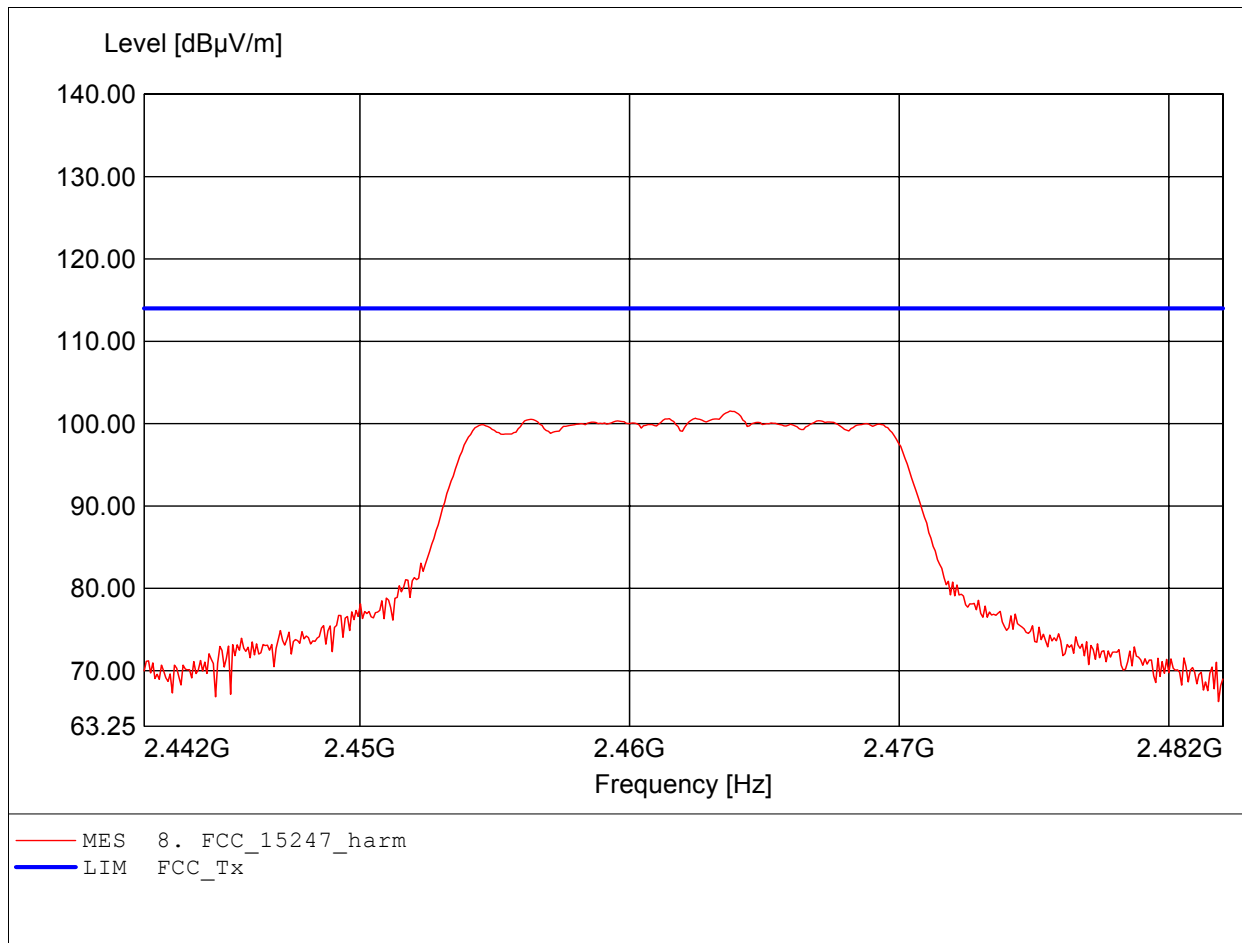
EUT: ShAir™ AccessG Pro Wireless AP/Bridge  
MODEL NO.: MIL-W2332G 802.11g CH 6  
Approval Holder: MiLan Technology Inc.  
Test Site / Operator: ETS / Orville Chang  
Temperature/Voltage: Temp.: 23°C/ Unom.: 120 VAC ( ac / dc Adaptor )  
Test Specification: according to §15.247  
Comment 1: Dist.: 3m, Ant.: HL025  
Freq: 2.431GHz, Emax: 90.13dBµV/m, RBW: 1MHz



# Carrier power (Field Strength)

## FCC RULES PART 15, SUBPART C

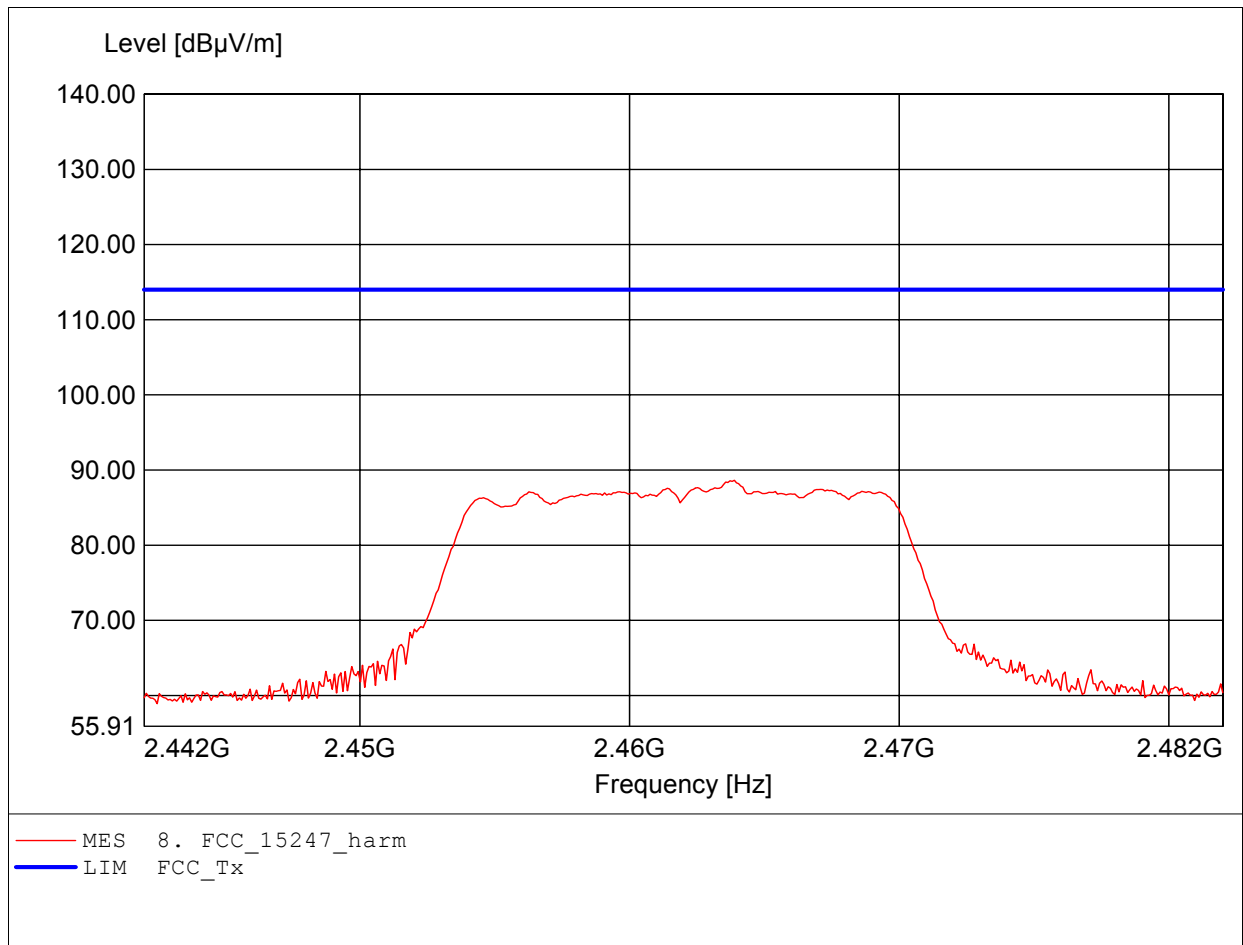
EUT: ShAirTM AccessG Pro Wireless AP/Bridge  
MODEL NO.: MIL-W2332G 802.11g CH11  
Approval Holder: MiLan Technology Inc.  
Test Site / Operator: ETS / Orville Chang  
Temperature/Voltage: Temp.: 23°C/ Unom.: 120 VAC ( ac / dc Adaptor )  
Test Specification: according to §15.247  
Comment 1: Dist.: 3m, Ant.: HL025  
Freq: 2.464GHz, Emax: 101.53dBµV/m, RBW: 1MHz



**Carrier power (Field Strength)**

**FCC RULES PART 15, SUBPART C**

EUT: ShAir™ AccessG Pro Wireless AP/Bridge  
MODEL NO.: MIL-W2332G 802.11g CH11  
Approval Holder: MiLan Technology Inc.  
Test Site / Operator: ETS / Orville Chang  
Temperature/Voltage: Temp.: 23°C/ Unom.: 120 VAC ( ac / dc Adaptor )  
Test Specification: according to §15.247  
Comment 1: Dist.: 3m, Ant.: HL025  
Freq: 2.464GHz, Emax: 88.65dBµV/m, RBW: 1MHz





Registration number: W6M20504-5807-C-2  
FCC ID: S7S-MIL-W2332G

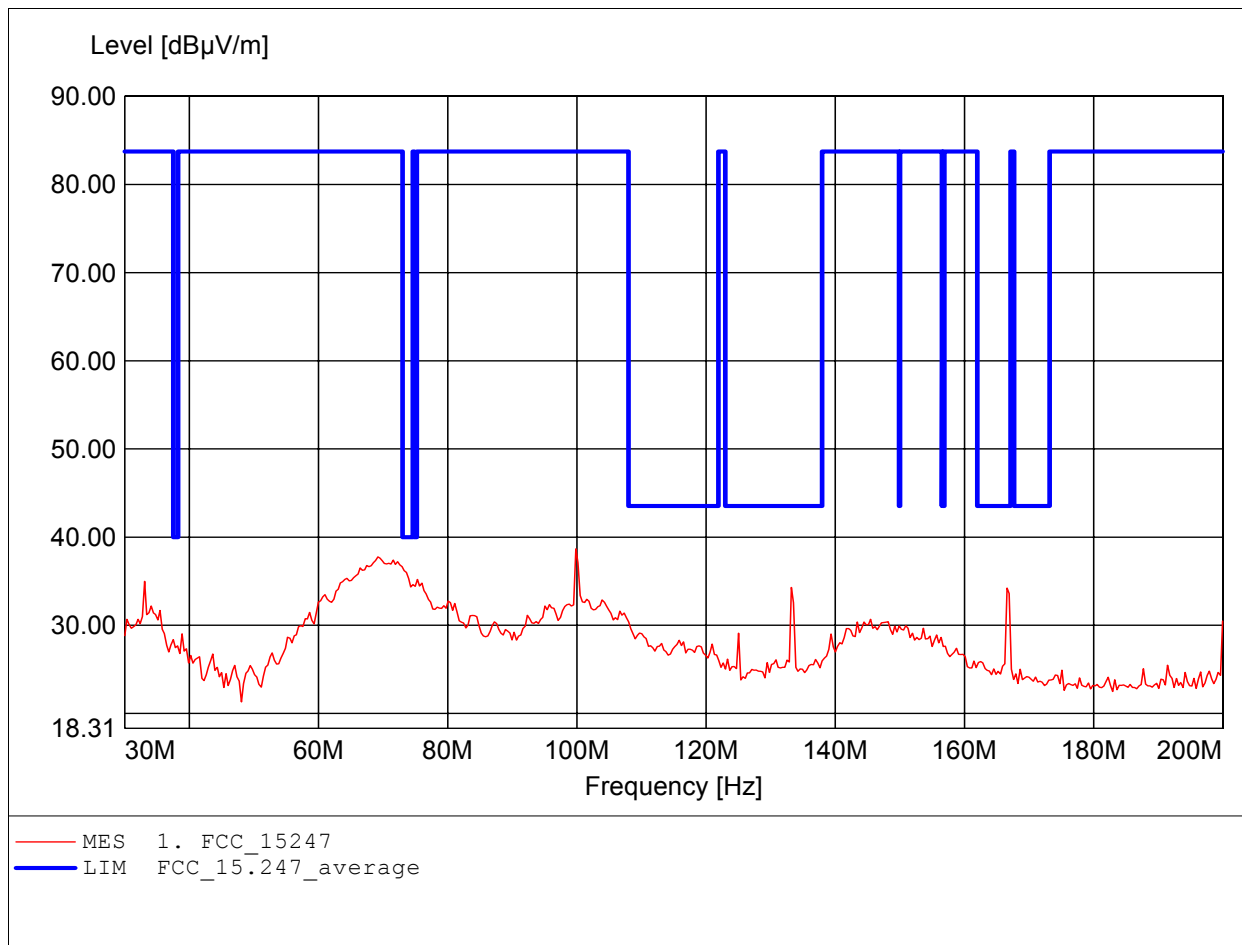
## Appendix B

Spurious Emissions radiated – Transmitter operating

# Spurious emissions Field Strength

## FCC RULES PART 15, SUBPART C

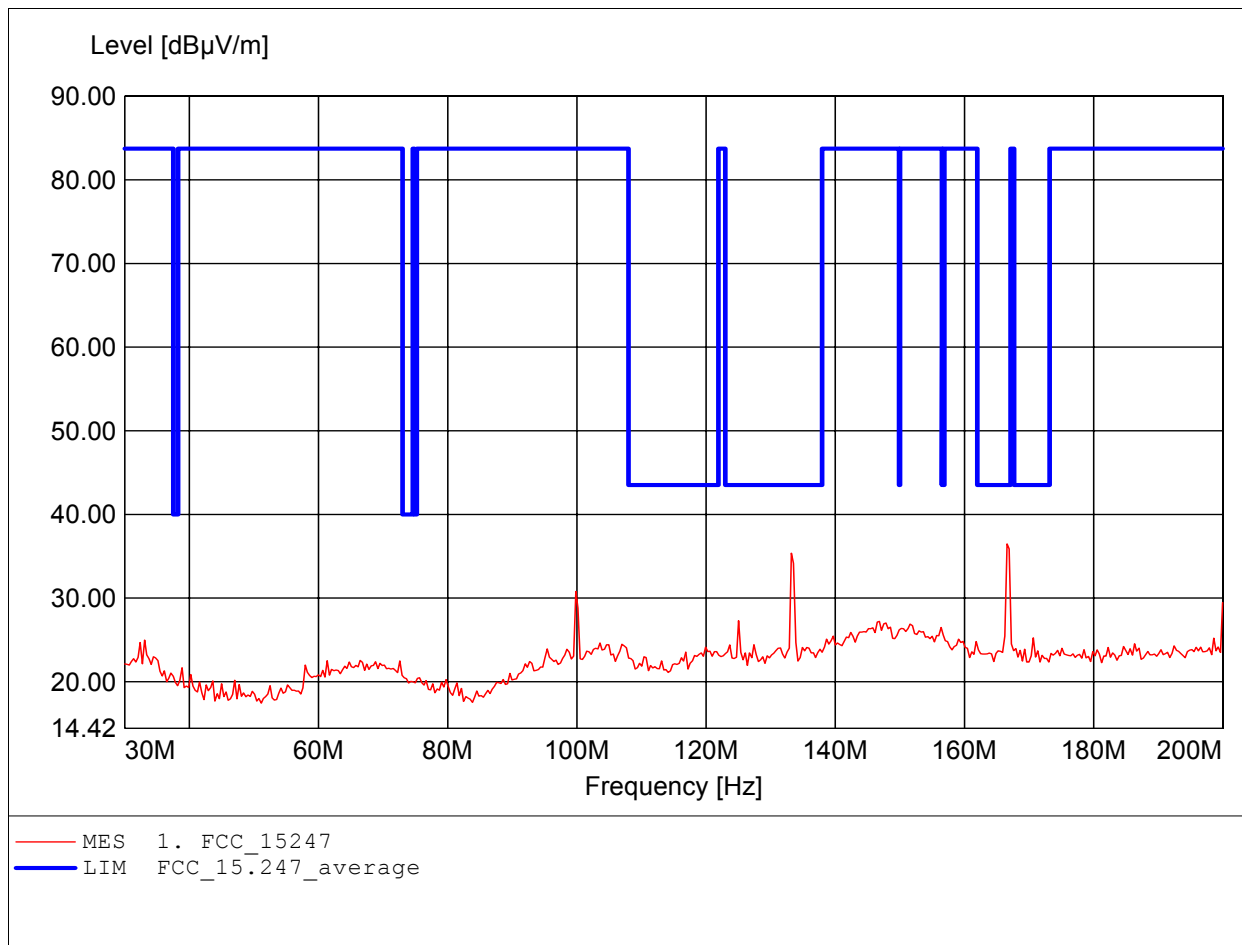
EUT: ShAir™ AccessG Pro Wireless AP/Bridge  
MODEL NO.: MIL-W2332G 802.11g CH 1  
Approval Holder: MiLan Technology Inc.  
Test Site / Operator: ETS / Orville Chang  
Temperature/Voltage: Temp.: 23°C/ Unom.: 120 VAC ( ac / dc Adaptor )  
Test Specification: according to §15.247  
Comment 1: Dist.: 3m, Ant.: HK 116  
Freq: 99.840MHz, Emax: 38.65dBµV/m, RBW: 100kHz



# Spurious emissions Field Strength

## FCC RULES PART 15, SUBPART C

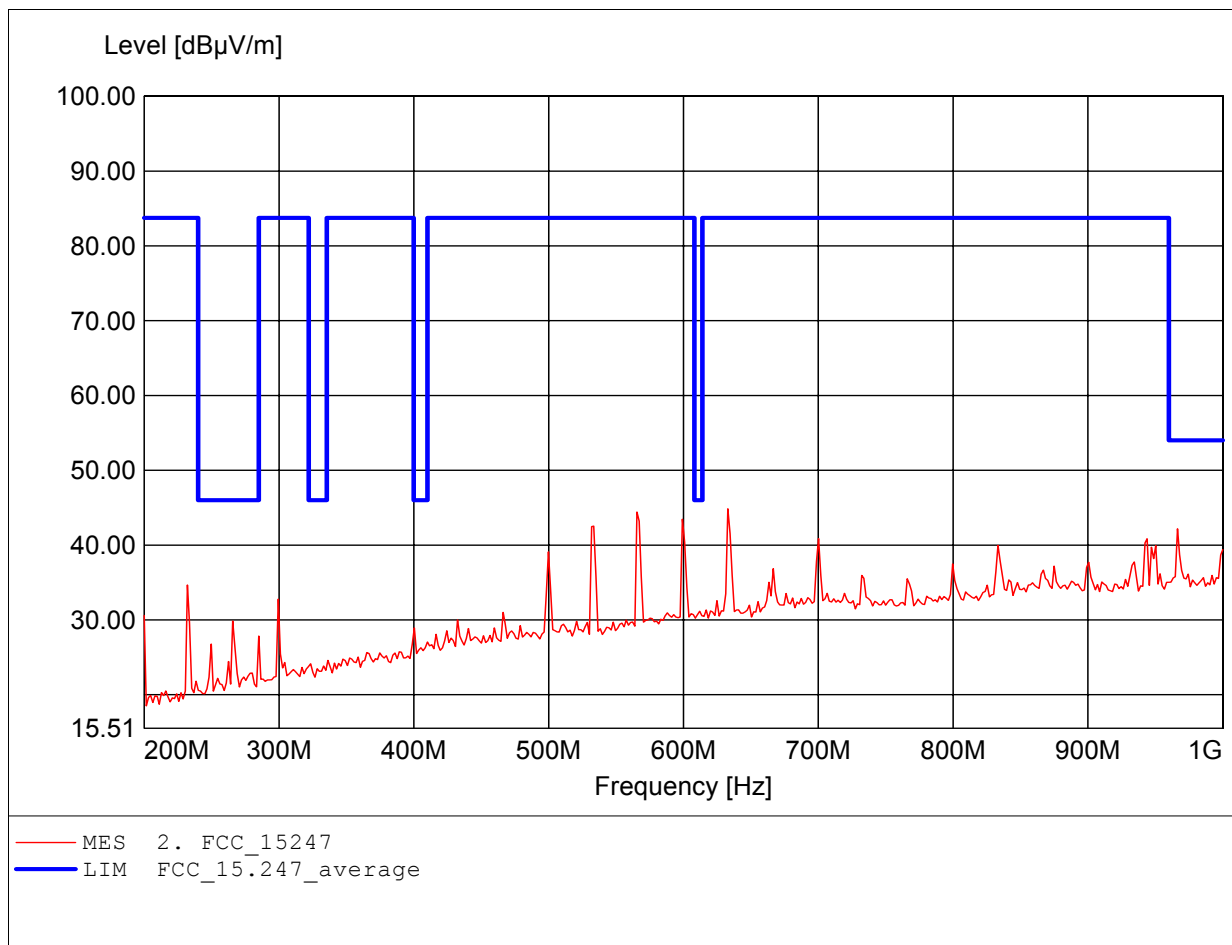
EUT: ShAirTM AccessG Pro Wireless AP/Bridge  
MODEL NO.: MIL-W2332G 802.11g CH 1  
Approval Holder: MiLan Technology Inc.  
Test Site / Operator: ETS / Orville Chang  
Temperature/Voltage: Temp.: 23°C/ Unom.: 120 VAC ( ac / dc Adaptor )  
Test Specification: according to §15.247  
Comment 1: Dist.: 3m, Ant.: HK 116  
Freq: 166.613MHz, Emax: 36.46dBµV/m, RBW: 100kHz



# Spurious emissions Field Strength

## FCC RULES PART 15, SUBPART C

EUT: ShAir™ AccessG Pro Wireless AP/Bridge  
MODEL NO.: MIL-W2332G 802.11g CH 1  
Approval Holder: MiLan Technology Inc.  
Test Site / Operator: ETS / Orville Chang  
Temperature/Voltage: Temp.: 23°C/ Unom.: 120 VAC ( ac / dc Adaptor )  
Test Specification: according to §15.247  
Comment 1: Dist.: 3m, Ant.: HL 223,  
Freq: 632.866MHz, Emax: 44.83dBµV/m, RBW: 100kHz

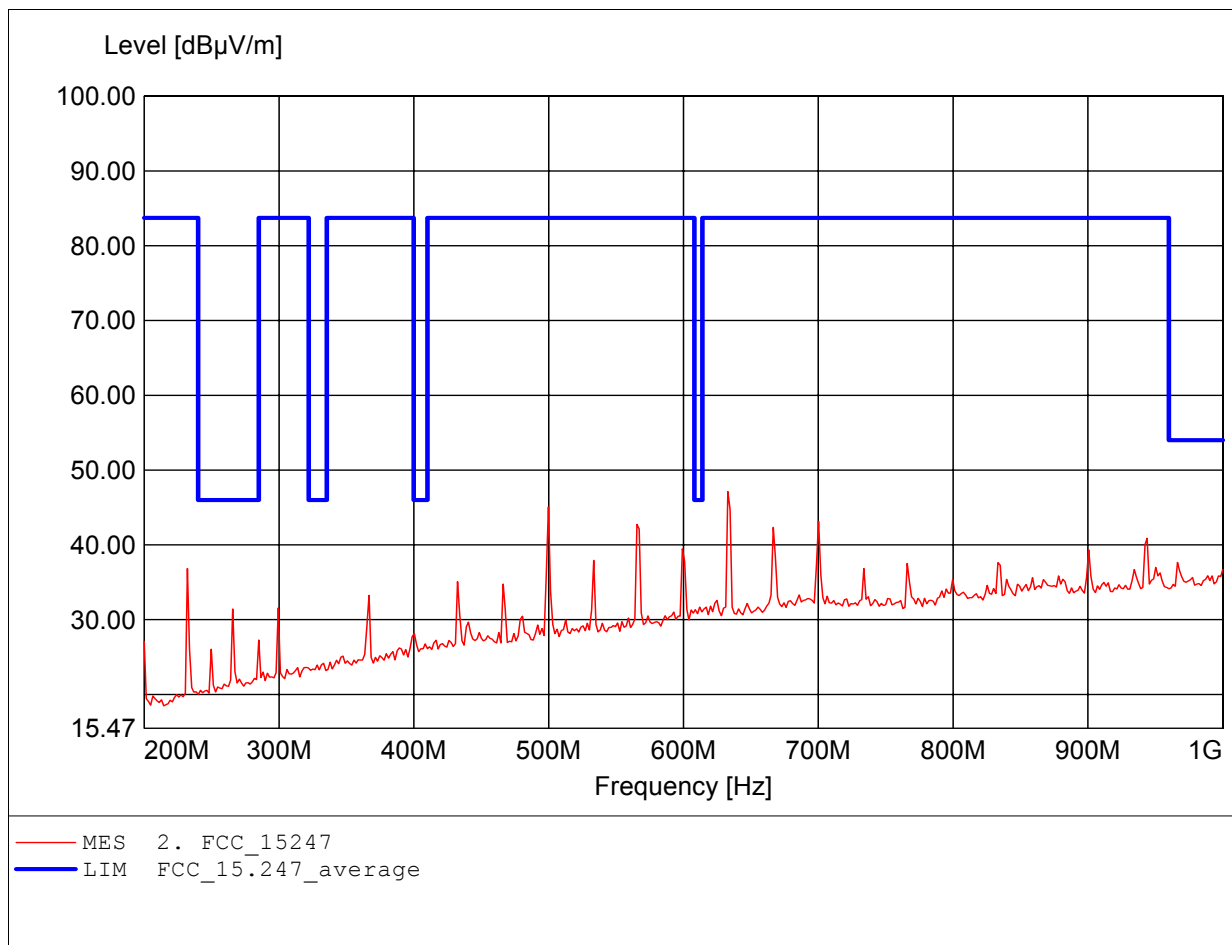




# Spurious emissions Field Strength

## FCC RULES PART 15, SUBPART C

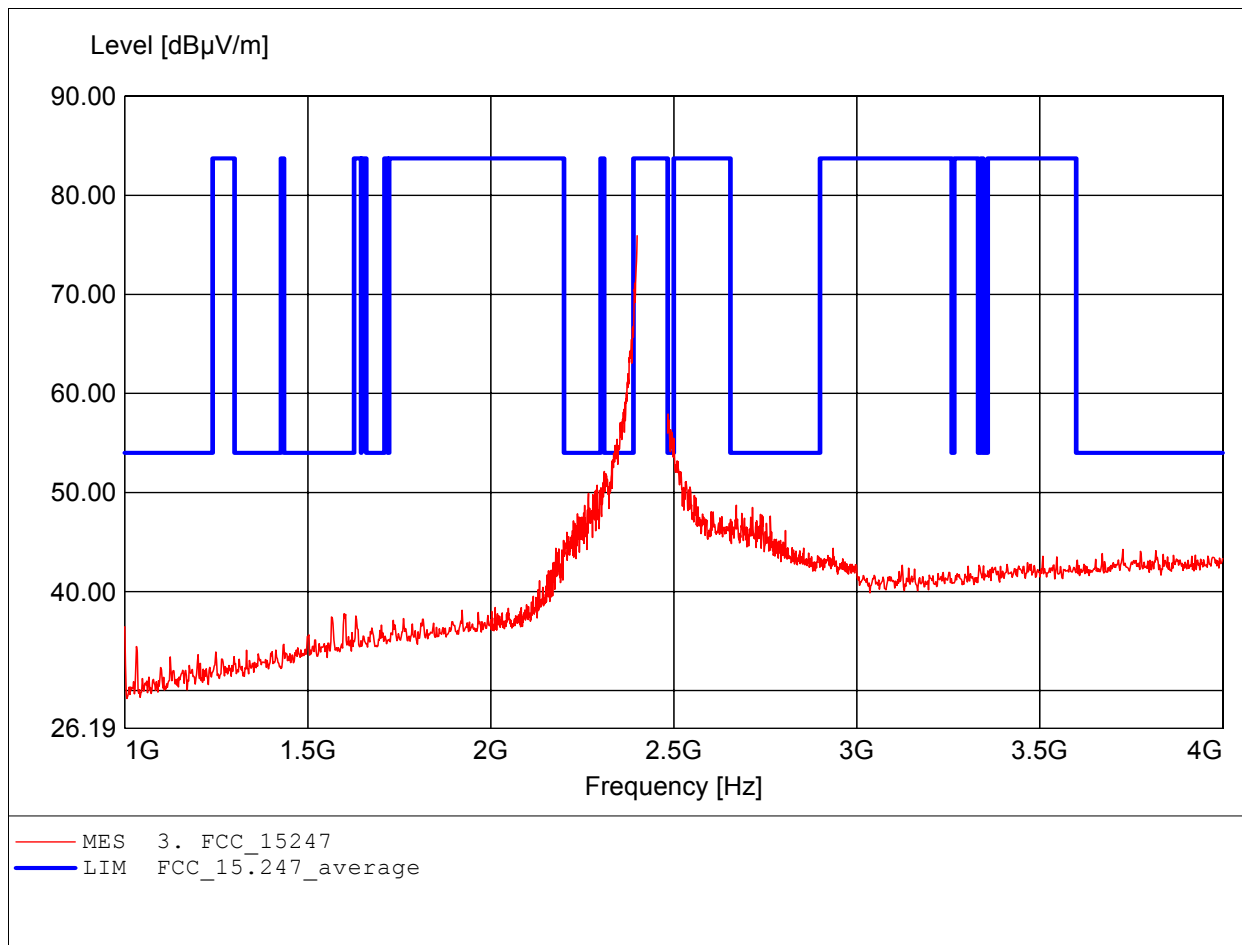
EUT: ShAir™ AccessG Pro Wireless AP/Bridge  
MODEL NO.: MIL-W2332G 802.11g CH 1  
Approval Holder: MiLan Technology Inc.  
Test Site / Operator: ETS / Orville Chang  
Temperature/Voltage: Temp.: 23°C/ Unom.: 120 VAC ( ac / dc Adaptor )  
Test Specification: according to §15.247  
Comment 1: Dist.: 3m, Ant.: HL 223,  
Freq: 632.866MHz, Emax: 47.13dB $\mu$ V/m, RBW: 100kHz



# Spurious emissions Field Strength

## FCC RULES PART 15, SUBPART C

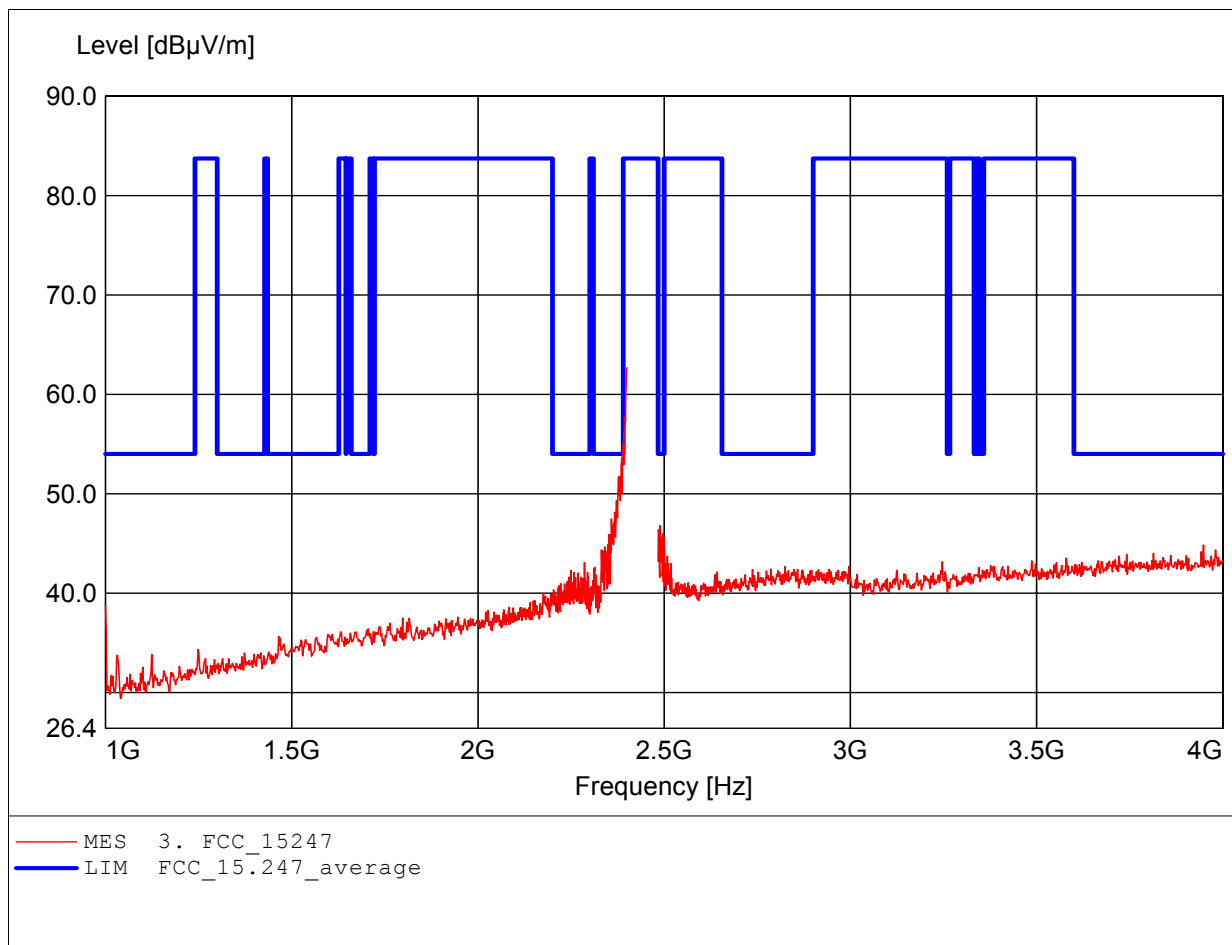
EUT: ShAir™ AccessG Pro Wireless AP/Bridge  
MODEL NO.: MIL-W2332G 802.11g CH 1  
Approval Holder: MiLan Technology Inc.  
Test Site / Operator: ETS / Orville Chang  
Temperature/Voltage: Temp.: 23°C/ Unom.: 120 VAC ( ac / dc Adaptor )  
Test Specification: according to §15.247, peak detector  
Comment 1: Dist.: 3m, Ant.: HL025, amplif.  
Freq: 2.400GHz, Emax: 75.93dBµV/m, RBW: 1MHz



# Spurious emissions Field Strength

## FCC RULES PART 15, SUBPART C

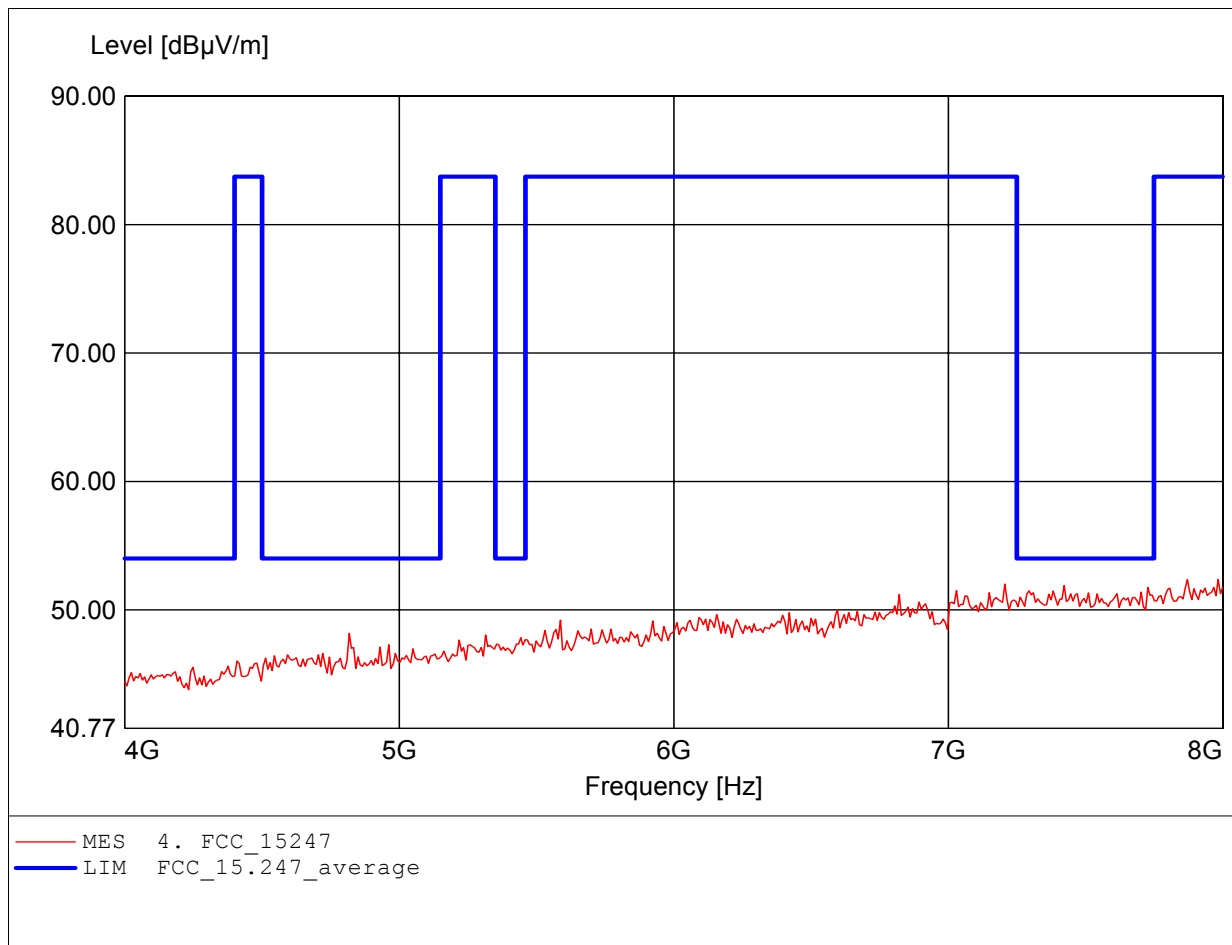
EUT: ShAir™ AccessG Pro Wireless AP/Bridge  
MODEL NO.: MIL-W2332G 802.11g CH 1  
Approval Holder: MiLan Technology Inc.  
Test Site / Operator: ETS / Orville Chang  
Temperature/Voltage: Temp.: 23°C/ Unom.: 120 VAC ( ac / dc Adaptor )  
Test Specification: according to §15.247, peak detector  
Comment 1: Dist.: 3m, Ant.: HL025, amplif.  
Freq: 2.400GHz, Emax: 62.67dBµV/m, RBW: 1MHz



# Spurious emissions Field Strength

## FCC RULES PART 15, SUBPART C

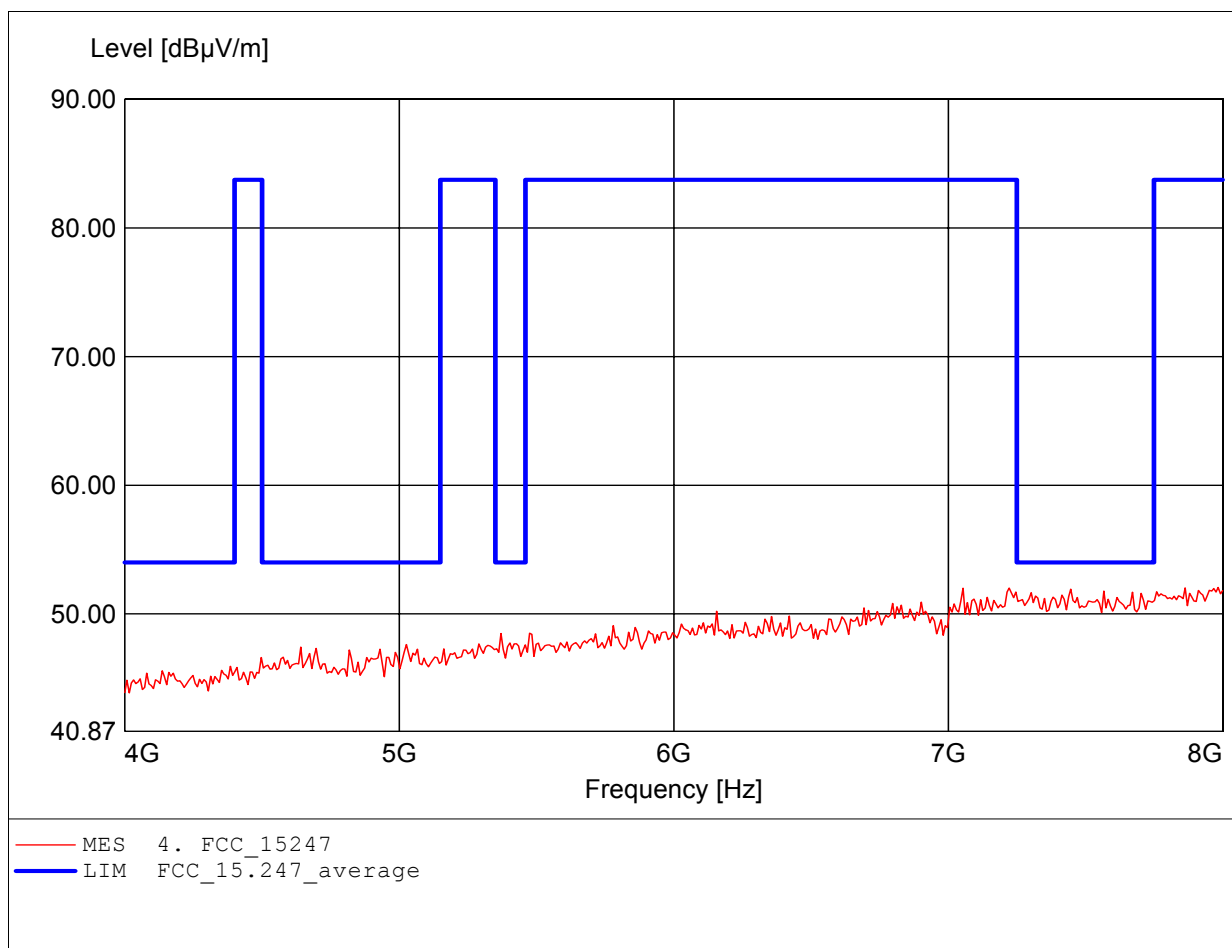
EUT: ShAir™ AccessG Pro Wireless AP/Bridge  
MODEL NO.: MIL-W2332G 802.11g CH 1  
Approval Holder: MiLan Technology Inc.  
Test Site / Operator: ETS / Orville Chang  
Temperature/Voltage: Temp.: 23°C/ Unom.: 120 VAC ( ac / dc Adaptor )  
Test Specification: according to §15.247, peak detector  
Comment 1: Dist.: 3m, Ant.: HL025, ampl.+HP.  
Freq: 7.984GHz, Emax: 52.37dBμV/m, RBW: 1MHz



# Spurious emissions Field Strength

## FCC RULES PART 15, SUBPART C

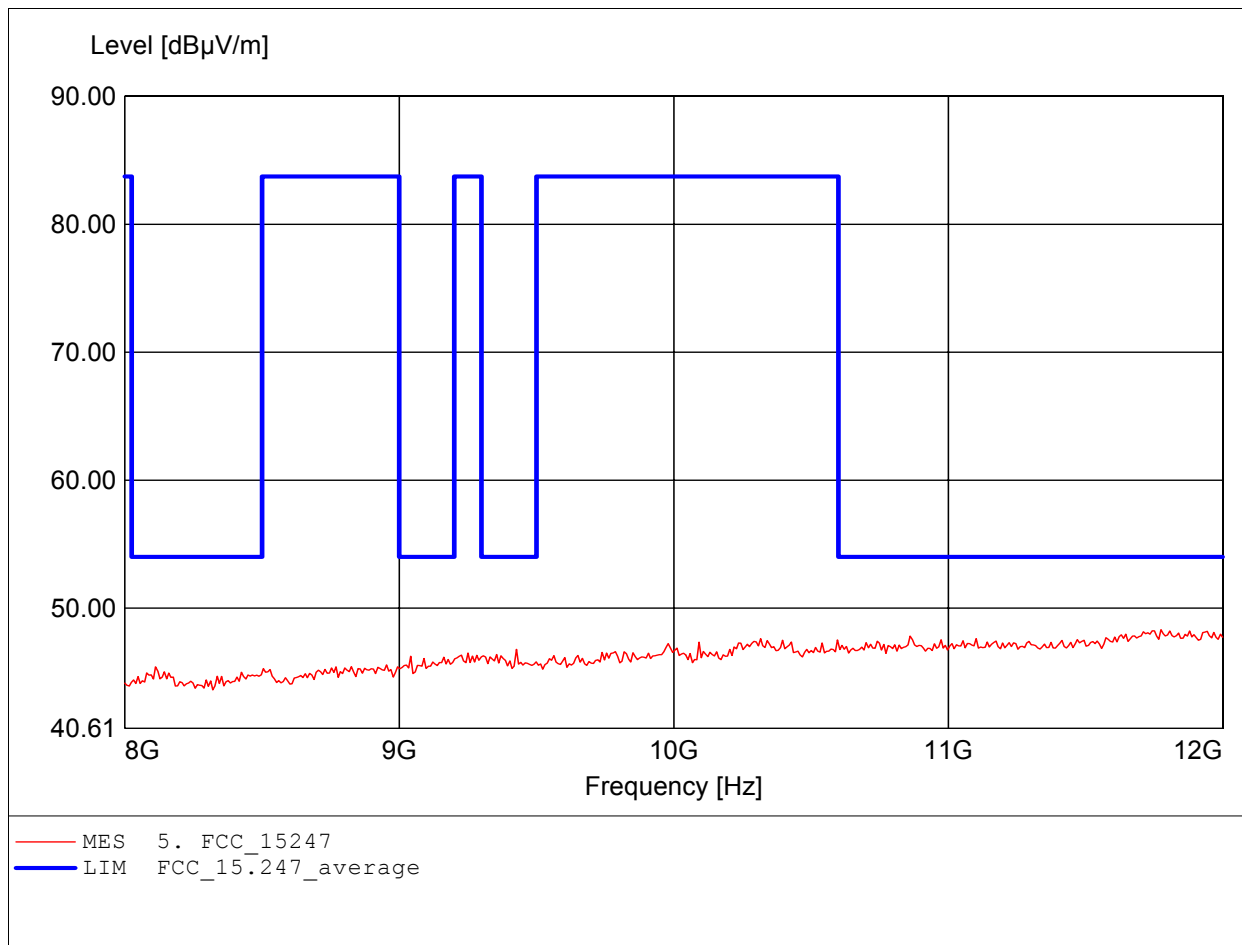
EUT: ShAir™ AccessG Pro Wireless AP/Bridge  
MODEL NO.: MIL-W2332G 802.11g CH 1  
Approval Holder: MiLan Technology Inc.  
Test Site / Operator: ETS / Orville Chang  
Temperature/Voltage: Temp.: 23°C/ Unom.: 120 VAC ( ac / dc Adaptor )  
Test Specification: according to §15.247, peak detector  
Comment 1: Dist.: 3m, Ant.: HL025, ampl.+HP.  
Freq: 7.984GHz, Emax: 52.05dBµV/m, RBW: 1MHz



# Spurious emissions Field Strength

## FCC RULES PART 15, SUBPART C

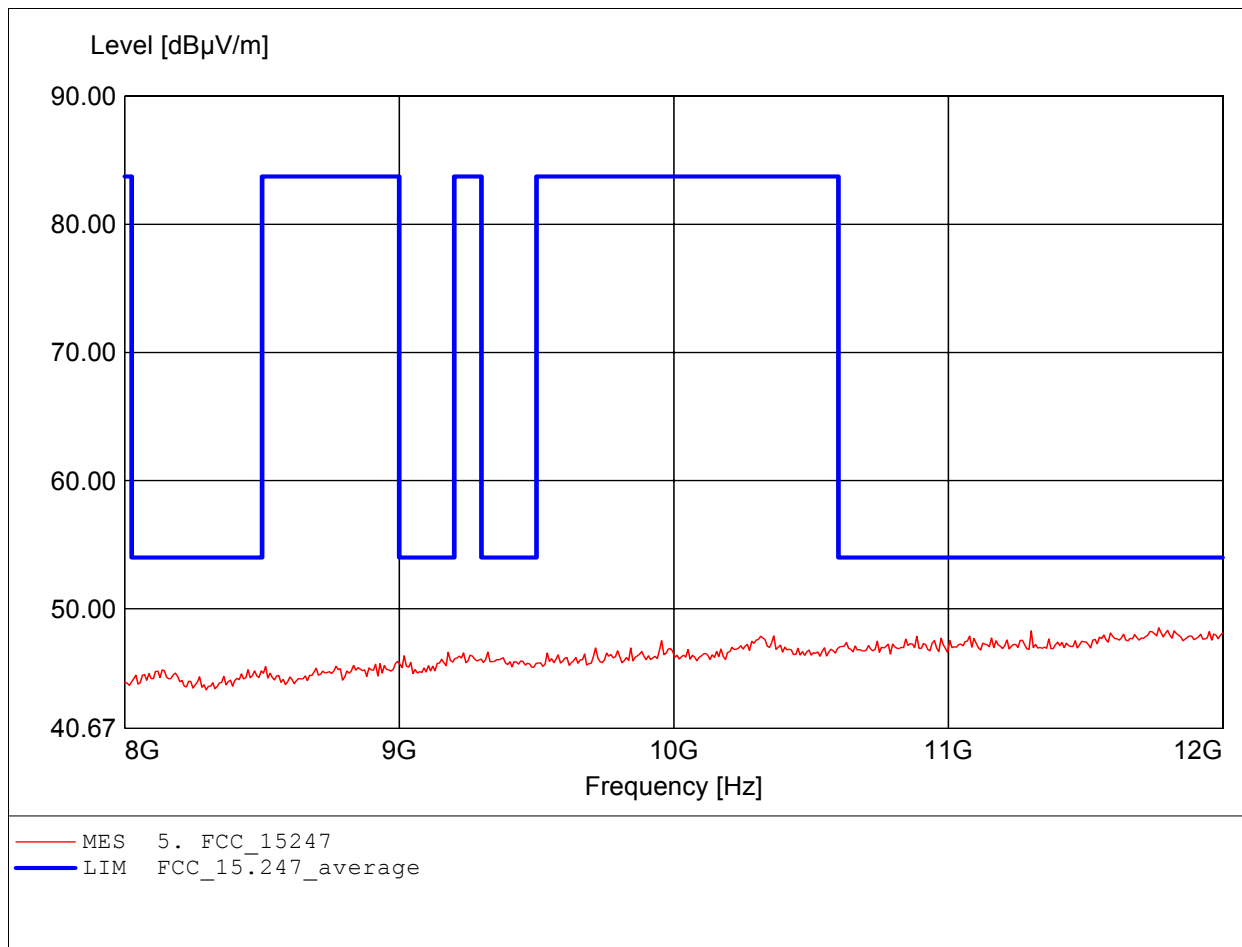
EUT: ShAir™ AccessG Pro Wireless AP/Bridge  
MODEL NO.: MIL-W2332G 802.11g CH 1  
Approval Holder: MiLan Technology Inc.  
Test Site / Operator: ETS / Orville Chang  
Temperature/Voltage: Temp.: 23°C/ Unom.: 120 VAC ( ac / dc Adaptor )  
Test Specification: according to §15.247, peak detector  
Comment 1: Dist.: 3m, Ant.: HL025, ampl.+HP.  
Freq: 11.776GHz, Emax: 48.31dBµV/m, RBW: 1MHz



# Spurious emissions Field Strength

## FCC RULES PART 15, SUBPART C

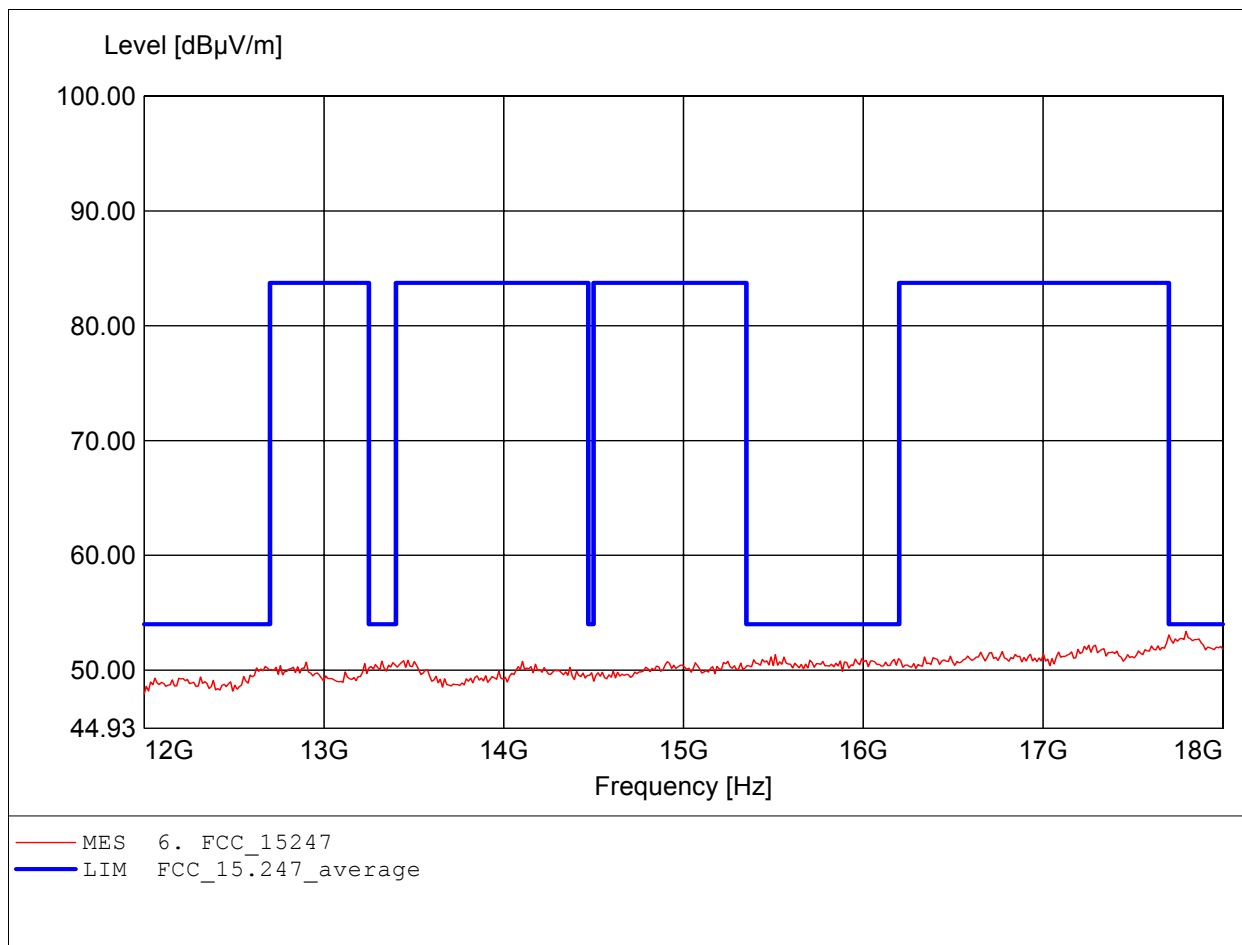
EUT: ShAir™ AccessG Pro Wireless AP/Bridge  
MODEL NO.: MIL-W2332G 802.11g CH 1  
Approval Holder: MiLan Technology Inc.  
Test Site / Operator: ETS / Orville Chang  
Temperature/Voltage: Temp.: 23°C/ Unom.: 120 VAC ( ac / dc Adaptor )  
Test Specification: according to §15.247, peak detector  
Comment 1: Dist.: 3m, Ant.: HL025, ampl.+HP.  
Freq: 11.768GHz, Emax: 48.51dBµV/m, RBW: 1MHz



# Spurious emissions Field Strength

## FCC RULES PART 15, SUBPART C

EUT: ShAir™ AccessG Pro Wireless AP/Bridge  
MODEL NO.: MIL-W2332G 802.11g CH 1  
Approval Holder: MiLan Technology Inc.  
Test Site / Operator: ETS / Orville Chang  
Temperature/Voltage: Temp.: 23°C/ Unom.: 120 VAC ( ac / dc Adaptor )  
Test Specification: according to §15.247, peak detector  
Comment 1: Dist.: 3m, Ant.: HL025, ampl.+HP.  
Freq: 17.796GHz, Emax: 53.37dBµV/m, RBW: 1MHz

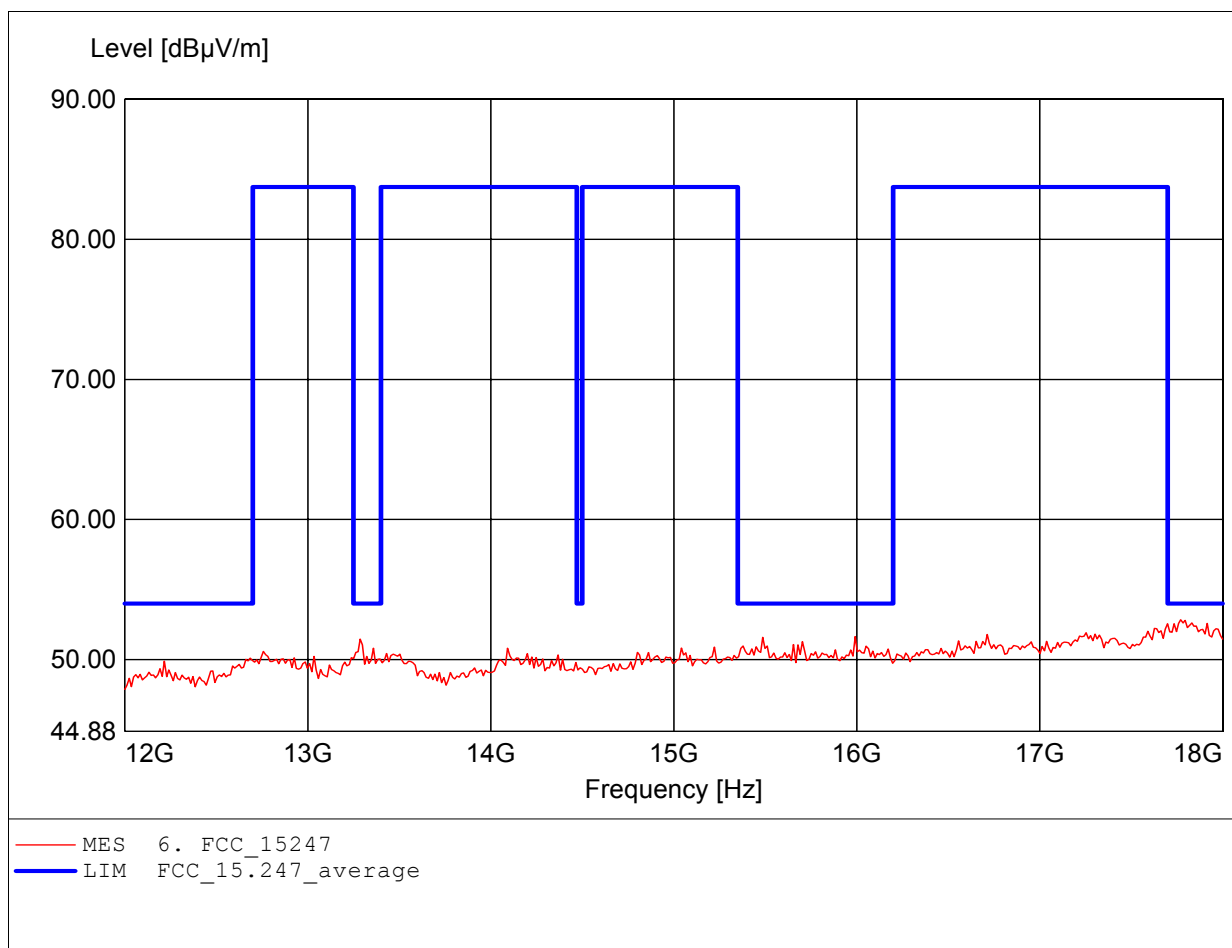




# Spurious emissions Field Strength

## FCC RULES PART 15, SUBPART C

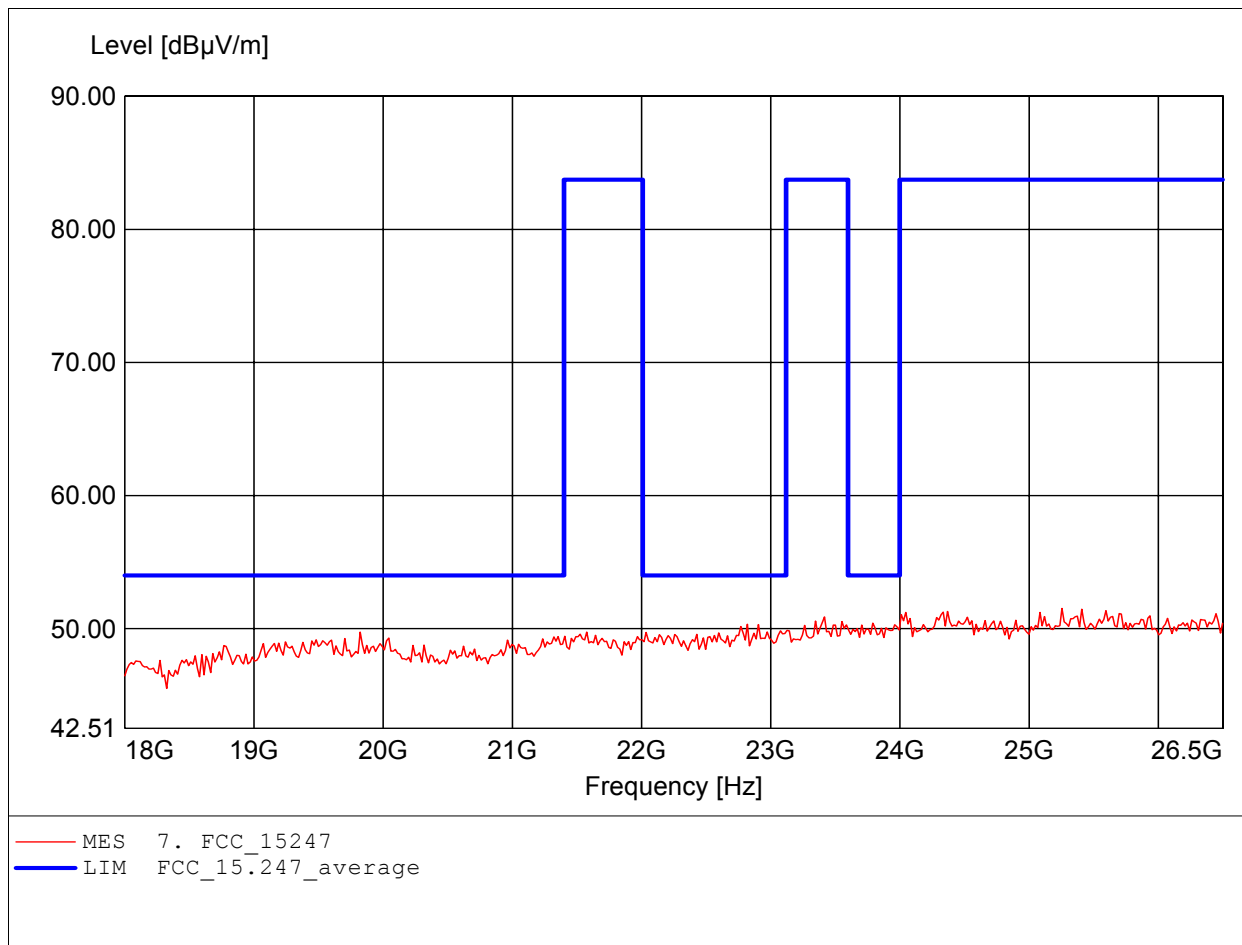
EUT: ShAir™ AccessG Pro Wireless AP/Bridge  
MODEL NO.: MIL-W2332G 802.11g CH 1  
Approval Holder: MiLan Technology Inc.  
Test Site / Operator: ETS / Orville Chang  
Temperature/Voltage: Temp.: 23°C/ Unom.: 120 VAC ( ac / dc Adaptor )  
Test Specification: according to §15.247, peak detector  
Comment 1: Dist.: 3m, Ant.: HL025, ampl.+HP.  
Freq: 17.772GHz, Emax: 52.85dBμV/m, RBW: 1MHz



# Spurious emissions Field Strength

## FCC RULES PART 15, SUBPART C

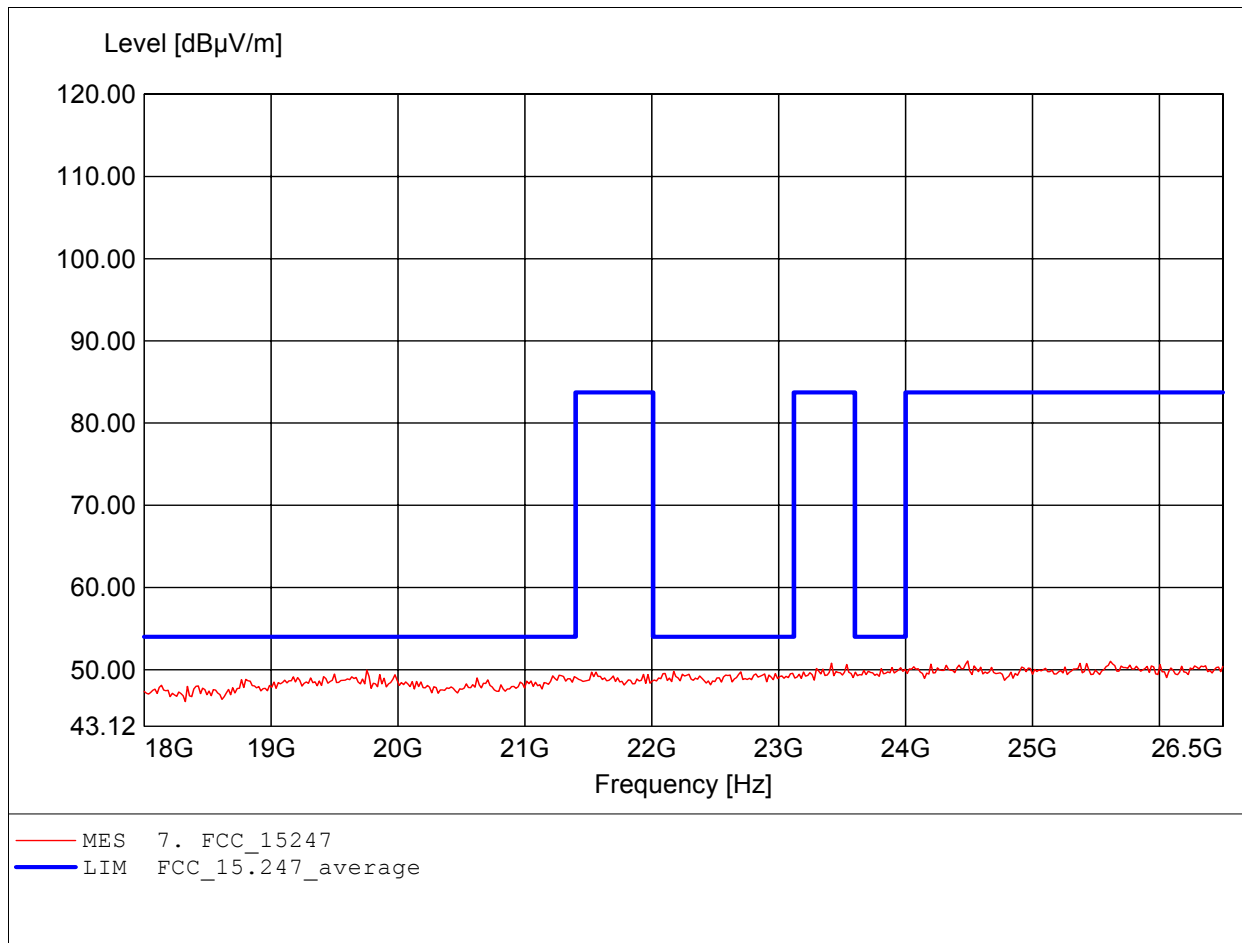
EUT: ShAir™ AccessG Pro Wireless AP/Bridge  
MODEL NO.: MIL-W2332G 802.11g CH 1  
Approval Holder: MiLan Technology Inc.  
Test Site / Operator: ETS / Orville Chang  
Temperature/Voltage: Temp.: 23°C/ Unom.: 120 VAC ( ac / dc Adaptor )  
Test Specification: according to §15.247, peak detector  
Comment 1: Dist.: 3m, Ant.: HL025, amplif.  
Freq: 25.257GHz, Emax: 51.51dBμV/m, RBW: 1MHz



# Spurious emissions Field Strength

## FCC RULES PART 15, SUBPART C

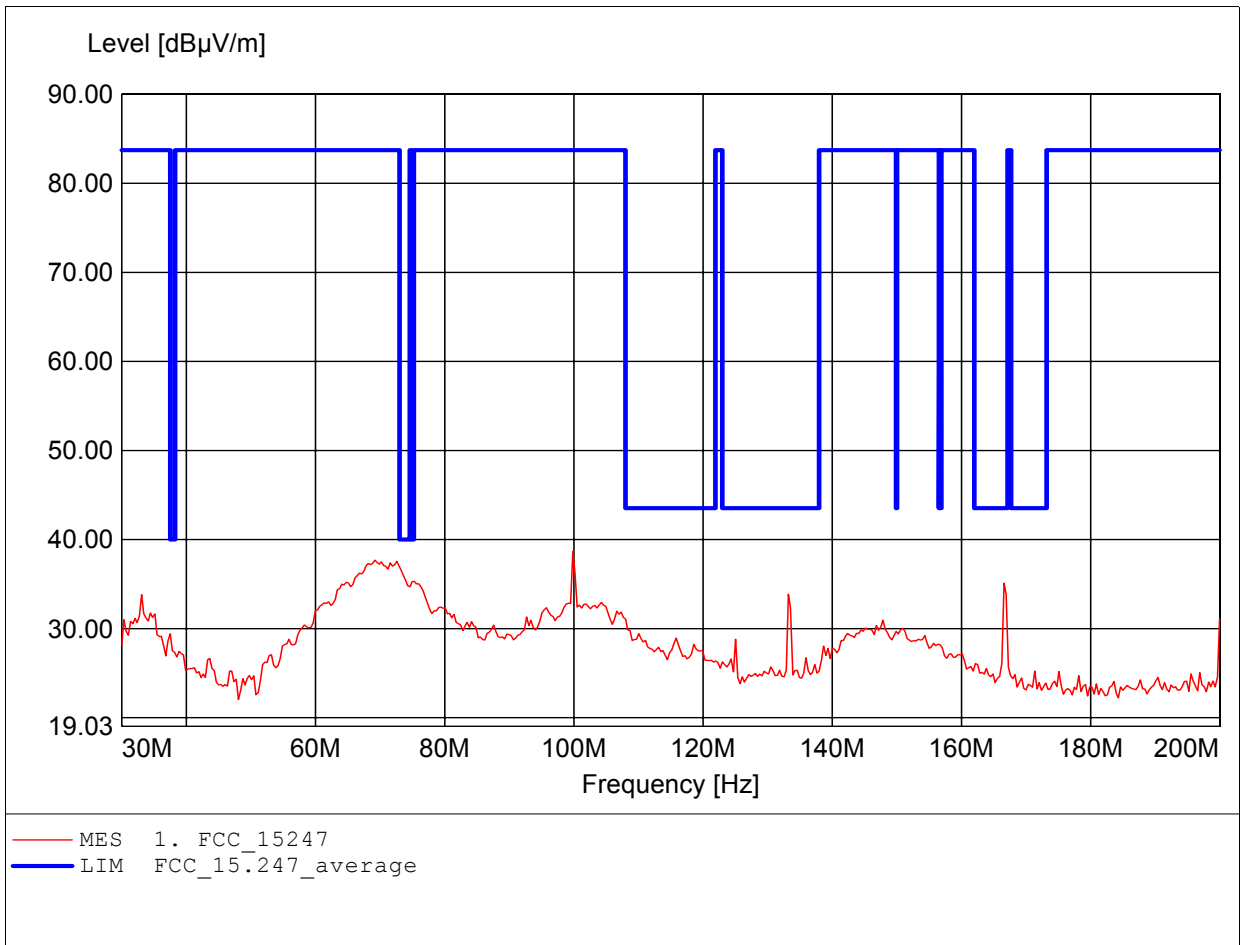
EUT: ShAir™ AccessG Pro Wireless AP/Bridge  
MODEL NO.: MIL-W2332G 802.11g CH1  
Approval Holder: MiLan Technology Inc.  
Test Site / Operator: ETS / Orville Chang  
Temperature/Voltage: Temp.: 23°C/ Unom.: 120 VAC ( ac / dc Adaptor )  
Test Specification: according to §15.247, peak detector  
Comment 1: Dist.: 3m, Ant.: HL025, amplif.  
Freq: 24.490GHz, Emax: 51.06dBμV/m, RBW: 1MHz



**Spurious emissions Field Strength**

**FCC RULES PART 15, SUBPART C**

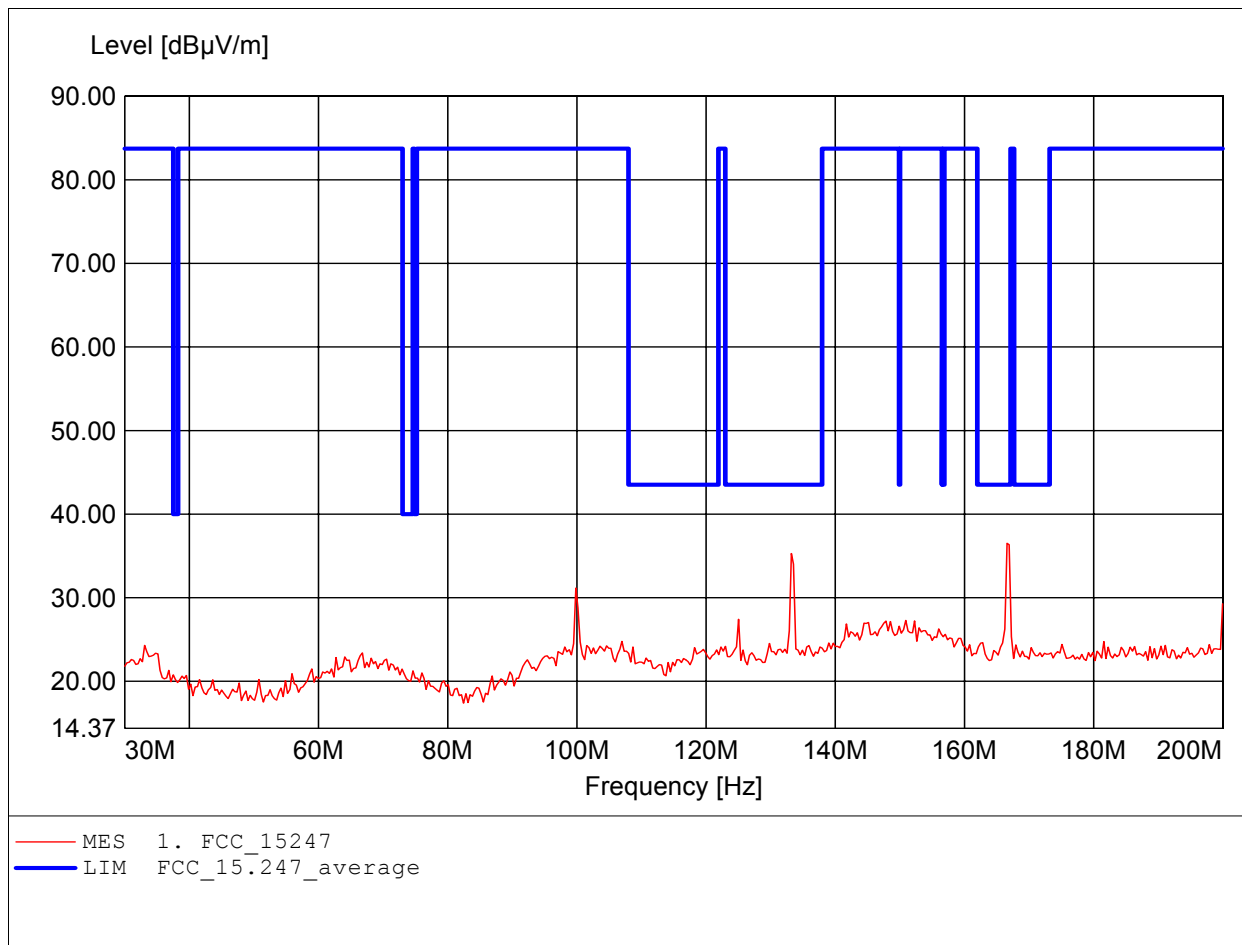
EUT: ShAir™ AccessG Pro Wireless AP/Bridge  
MODEL NO.: MIL-W2332G 802.11g CH 6  
Approval Holder: MiLan Technology Inc.  
Test Site / Operator: ETS / Orville Chang  
Temperature/Voltage: Temp.: 23°C/ Unom.: 120 VAC ( ac / dc Adaptor )  
Test Specification: according to §15.247  
Comment 1: Dist.: 3m, Ant.: HK 116  
Freq: 99.840MHz, Emax: 38.66dBµV/m, RBW: 100kHz



# Spurious emissions Field Strength

## FCC RULES PART 15, SUBPART C

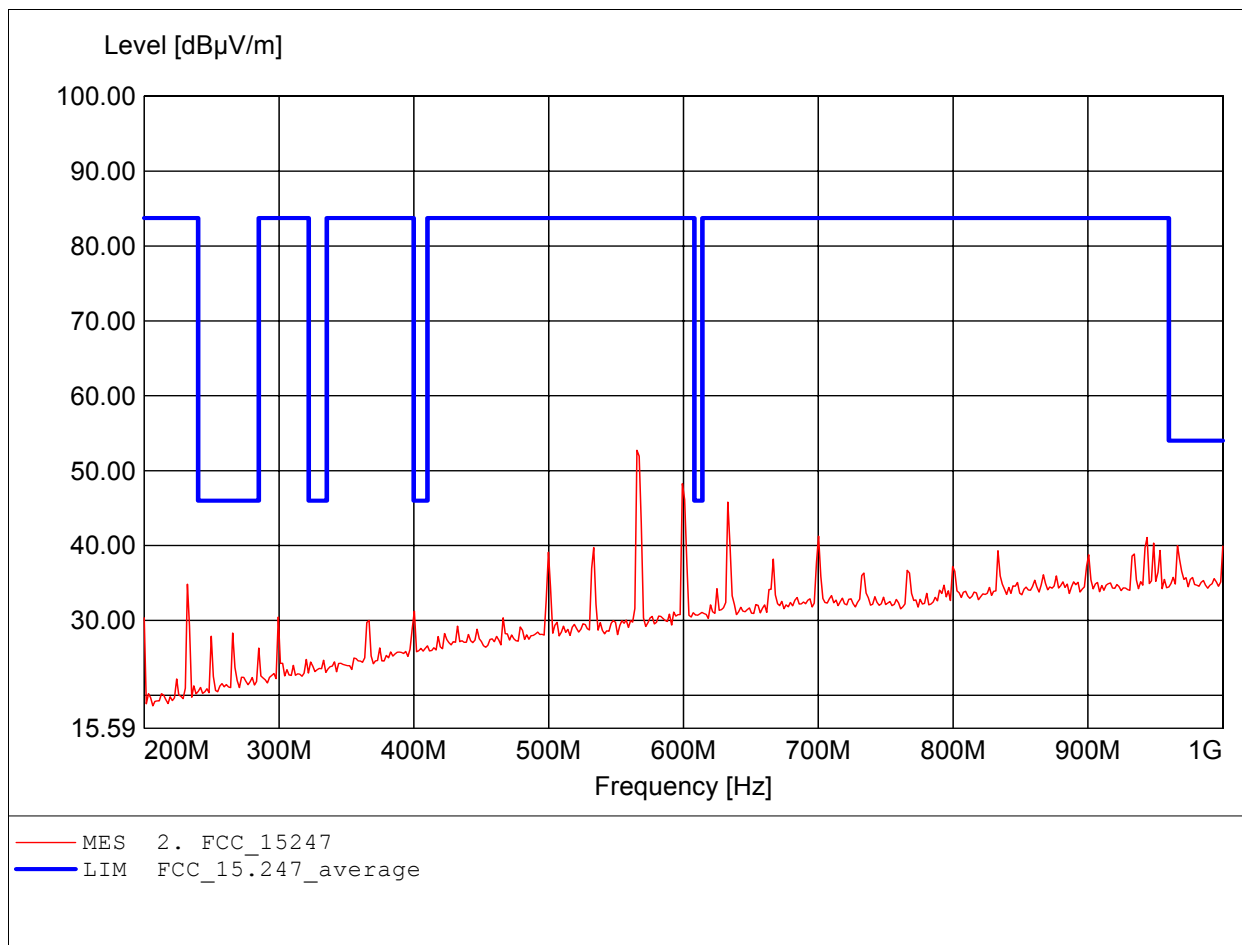
EUT: ShAir™ AccessG Pro Wireless AP/Bridge  
MODEL NO.: MIL-W2332G 802.11g CH 6  
Approval Holder: MiLan Technology Inc.  
Test Site / Operator: ETS / Orville Chang  
Temperature/Voltage: Temp.: 23°C/ Unom.: 120 VAC ( ac / dc Adaptor )  
Test Specification: according to §15.247  
Comment 1: Dist.: 3m, Ant.: HK 116  
Freq: 166.613MHz, Emax: 36.50dBµV/m, RBW: 100kHz



# Spurious emissions Field Strength

## FCC RULES PART 15, SUBPART C

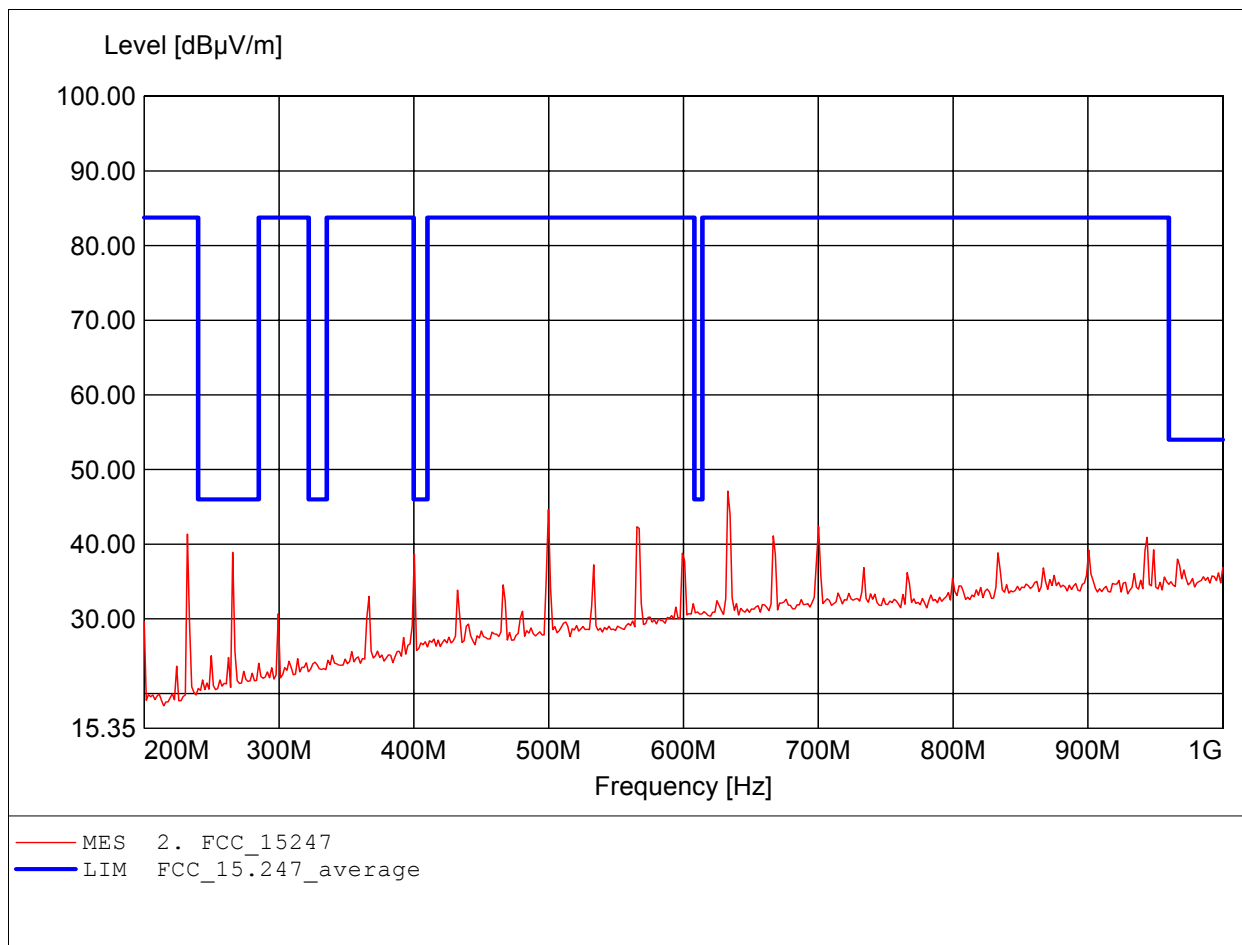
EUT: ShAir™ AccessG Pro Wireless AP/Bridge  
MODEL NO.: MIL-W2332G 802.11g CH 6  
Approval Holder: MiLan Technology Inc.  
Test Site / Operator: ETS / Orville Chang  
Temperature/Voltage: Temp.: 23°C/ Unom.: 120 VAC ( ac / dc Adaptor )  
Test Specification: according to §15.247  
Comment 1: Dist.: 3m, Ant.: HL 223,  
Freq: 565.531MHz, Emax: 52.73dBµV/m, RBW: 100kHz



# Spurious emissions Field Strength

## FCC RULES PART 15, SUBPART C

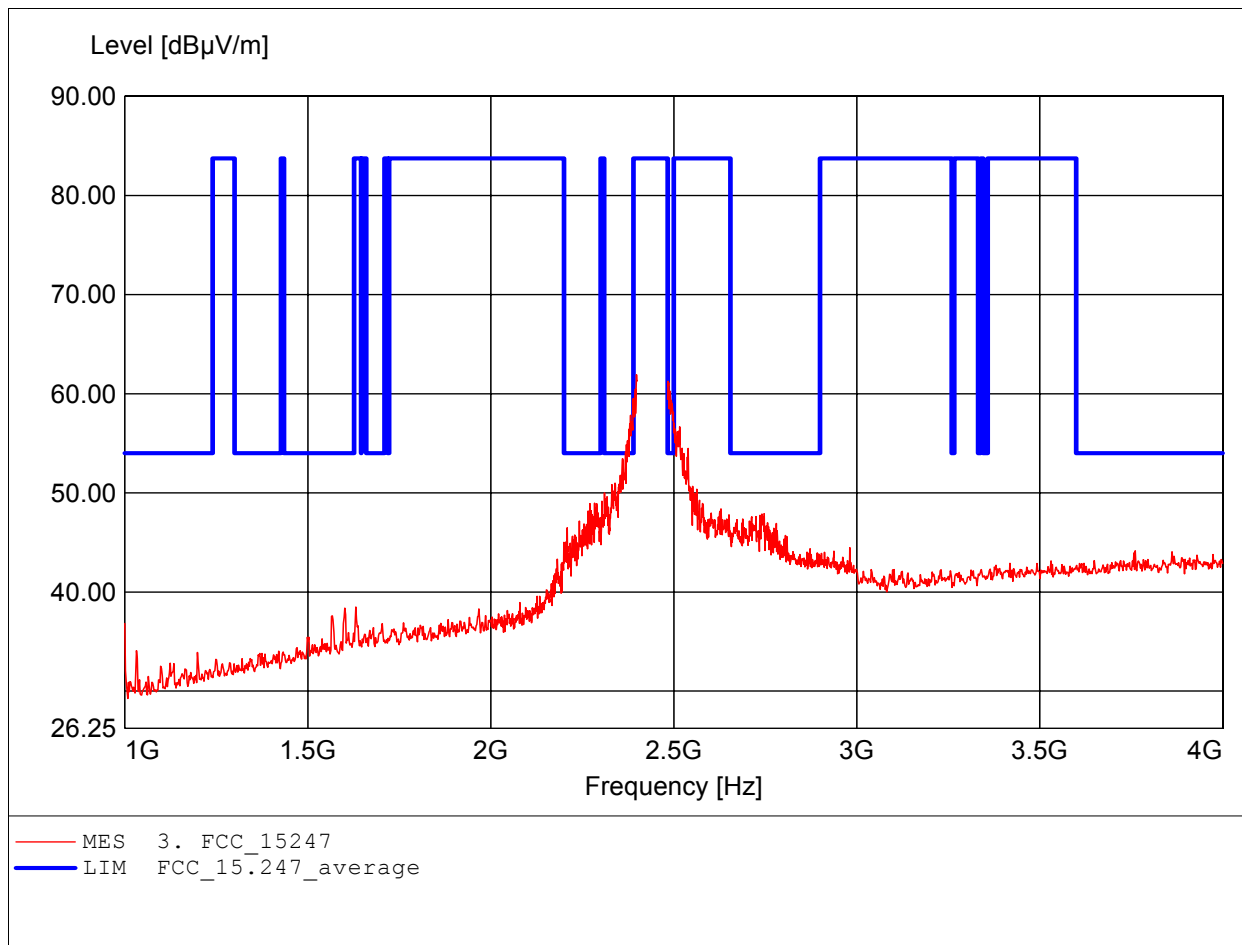
EUT: ShAir™ AccessG Pro Wireless AP/Bridge  
MODEL NO.: MIL-W2332G 802.11g CH 6  
Approval Holder: MiLan Technology Inc.  
Test Site / Operator: ETS / Orville Chang  
Temperature/Voltage: Temp.: 23°C/ Unom.: 120 VAC ( ac / dc Adaptor )  
Test Specification: according to §15.247  
Comment 1: Dist.: 3m, Ant.: HL 223,  
Freq: 632.866MHz, Emax: 47.12dB $\mu$ V/m, RBW: 100kHz



# Spurious emissions Field Strength

## FCC RULES PART 15, SUBPART C

EUT: ShAir™ AccessG Pro Wireless AP/Bridge  
MODEL NO.: MIL-W2332G 802.11g CH 6  
Approval Holder: MiLan Technology Inc.  
Test Site / Operator: ETS / Orville Chang  
Temperature/Voltage: Temp.: 23°C/ Unom.: 120 VAC ( ac / dc Adaptor )  
Test Specification: according to §15.247, peak detector  
Comment 1: Dist.: 3m, Ant.: HL025, amplif.  
Freq: 2.398GHz, Emax: 61.91dBµV/m, RBW: 1MHz

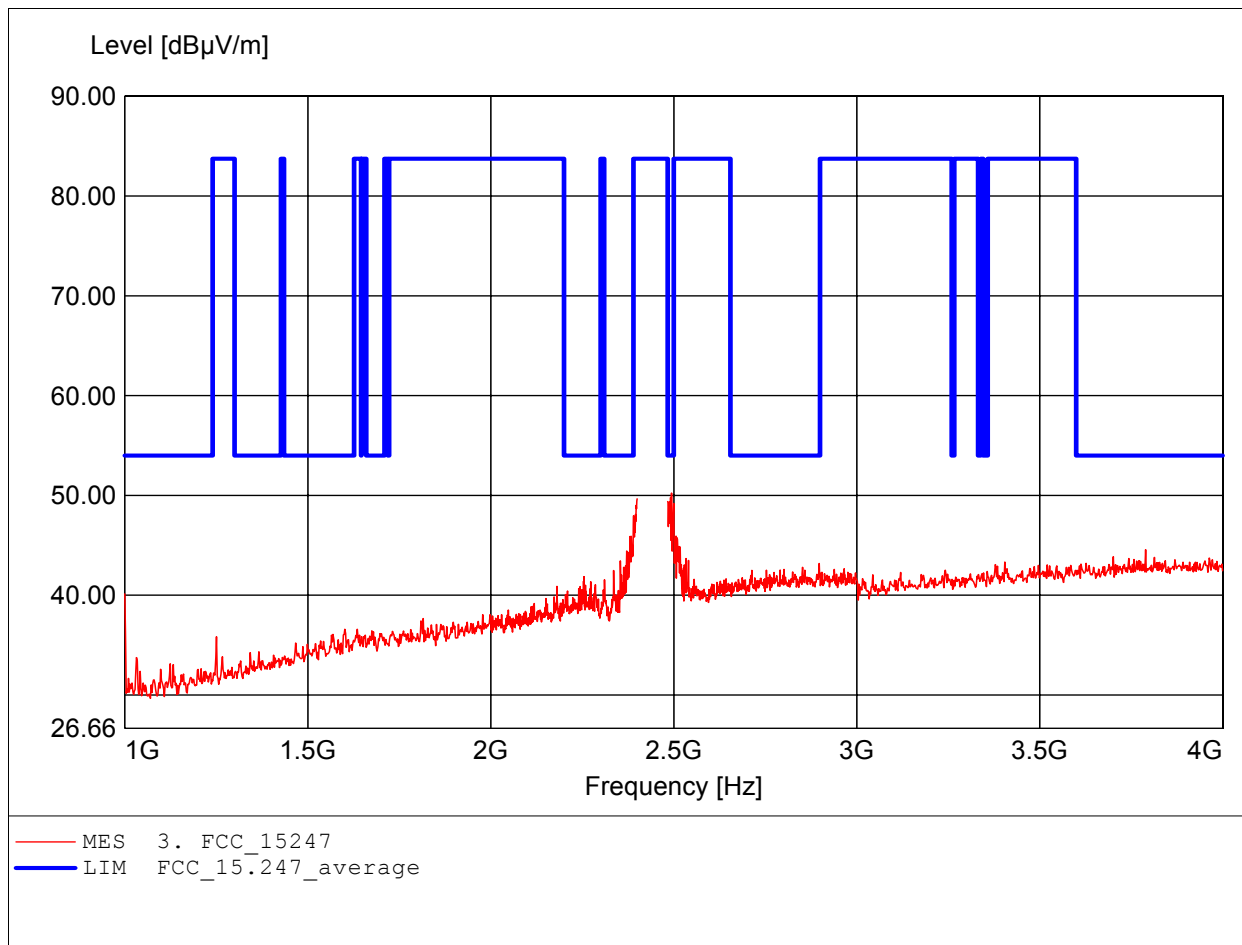




# Spurious emissions Field Strength

## FCC RULES PART 15, SUBPART C

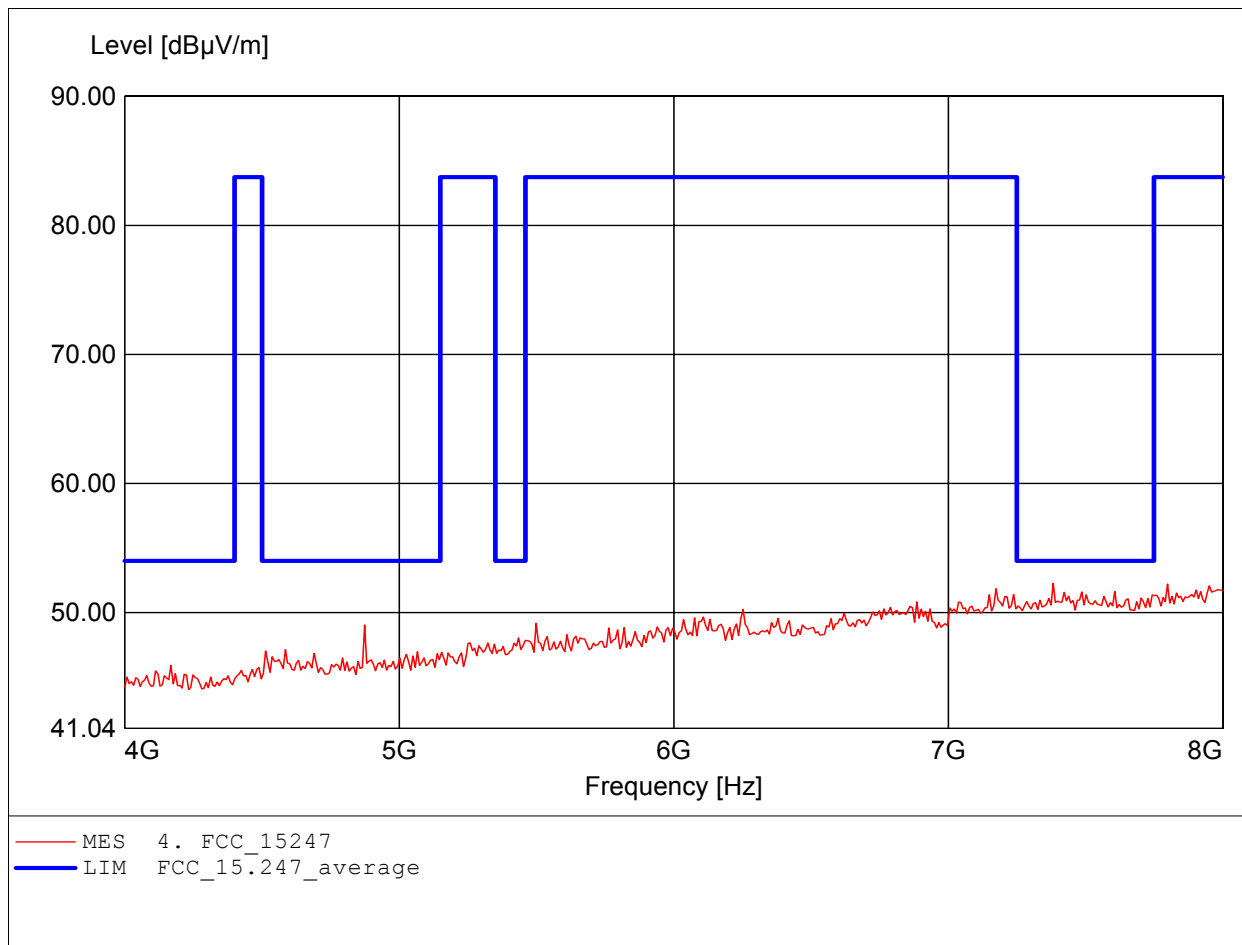
EUT: ShAir™ AccessG Pro Wireless AP/Bridge  
MODEL NO.: MIL-W2332G 802.11g CH 6  
Approval Holder: MiLan Technology Inc.  
Test Site / Operator: ETS / Orville Chang  
Temperature/Voltage: Temp.: 23°C/ Unom.: 120 VAC ( ac / dc Adaptor )  
Test Specification: according to §15.247, peak detector  
Comment 1: Dist.: 3m, Ant.: HL025, amplif.  
Freq: 2.494GHz, Emax: 50.24dBμV/m, RBW: 1MHz



# Spurious emissions Field Strength

## FCC RULES PART 15, SUBPART C

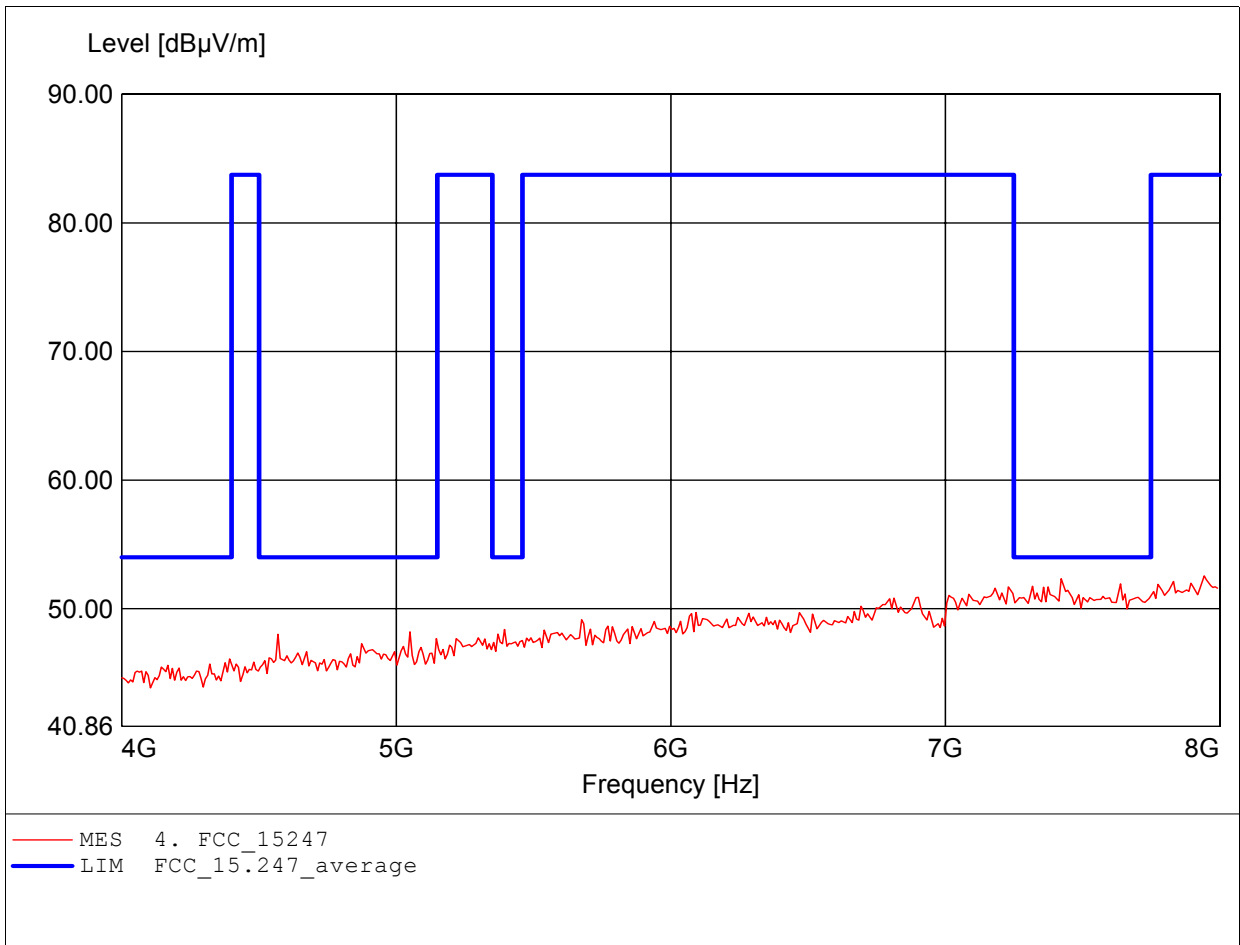
EUT: ShAir™ AccessG Pro Wireless AP/Bridge  
MODEL NO.: MIL-W2332G 802.11g CH 6  
Approval Holder: MiLan Technology Inc.  
Test Site / Operator: ETS / Orville Chang  
Temperature/Voltage: Temp.: 23°C/ Unom.: 120 VAC ( ac / dc Adaptor )  
Test Specification: according to §15.247, peak detector  
Comment 1: Dist.: 3m, Ant.: HL025, ampl.+HP.  
Freq: 7.383GHz, Emax: 52.28dBµV/m, RBW: 1MHz



**Spurious emissions Field Strength**

**FCC RULES PART 15, SUBPART C**

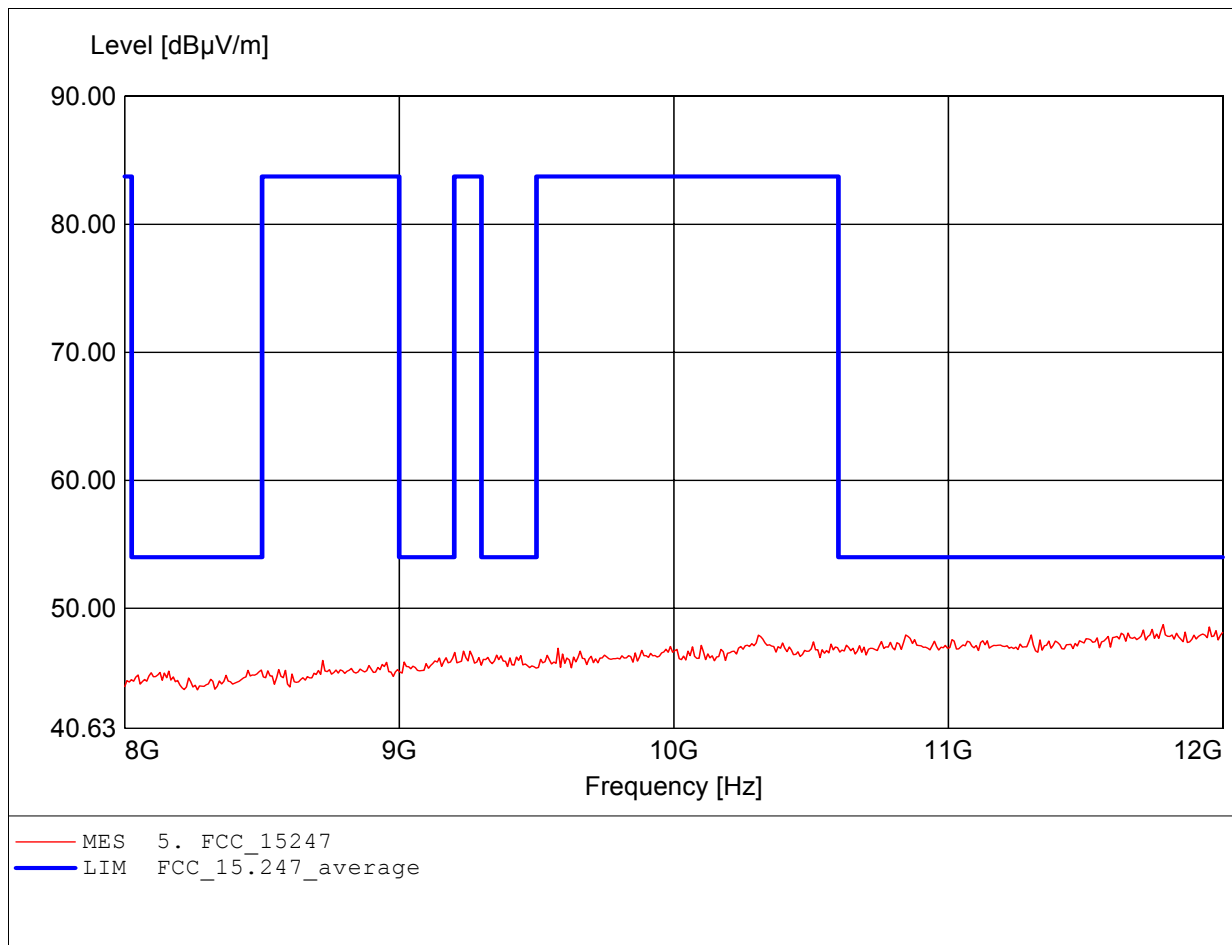
EUT: ShAir™ AccessG Pro Wireless AP/Bridge  
MODEL NO.: MIL-W2332G 802.11g CH 6  
Approval Holder: MiLan Technology Inc.  
Test Site / Operator: ETS / Orville Chang  
Temperature/Voltage: Temp.: 23°C/ Unom.: 120 VAC ( ac / dc Adaptor )  
Test Specification: according to §15.247, peak detector  
Comment 1: Dist.: 3m, Ant.: HL025, ampl.+HP.  
Freq: 7.944GHz, Emax: 52.56dBμV/m, RBW: 1MHz



# Spurious emissions Field Strength

## FCC RULES PART 15, SUBPART C

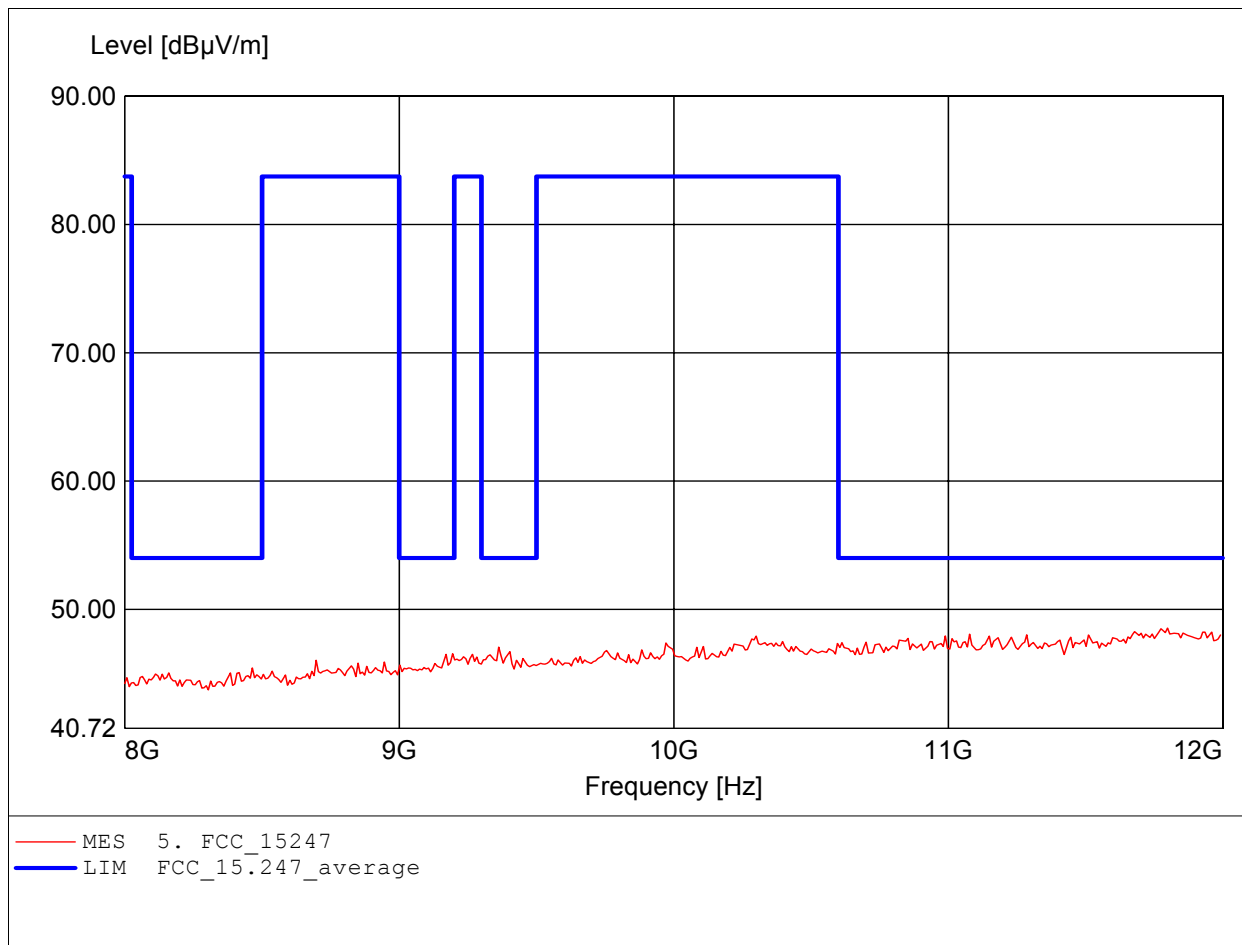
EUT: ShAir™ AccessG Pro Wireless AP/Bridge  
MODEL NO.: MIL-W2332G 802.11g CH 6  
Approval Holder: MiLan Technology Inc.  
Test Site / Operator: ETS / Orville Chang  
Temperature/Voltage: Temp.: 23°C/ Unom.: 120 VAC ( ac / dc Adaptor )  
Test Specification: according to §15.247, peak detector  
Comment 1: Dist.: 3m, Ant.: HL025, ampl.+HP.  
Freq: 11.784GHz, Emax: 48.74dBμV/m, RBW: 1MHz



# Spurious emissions Field Strength

## FCC RULES PART 15, SUBPART C

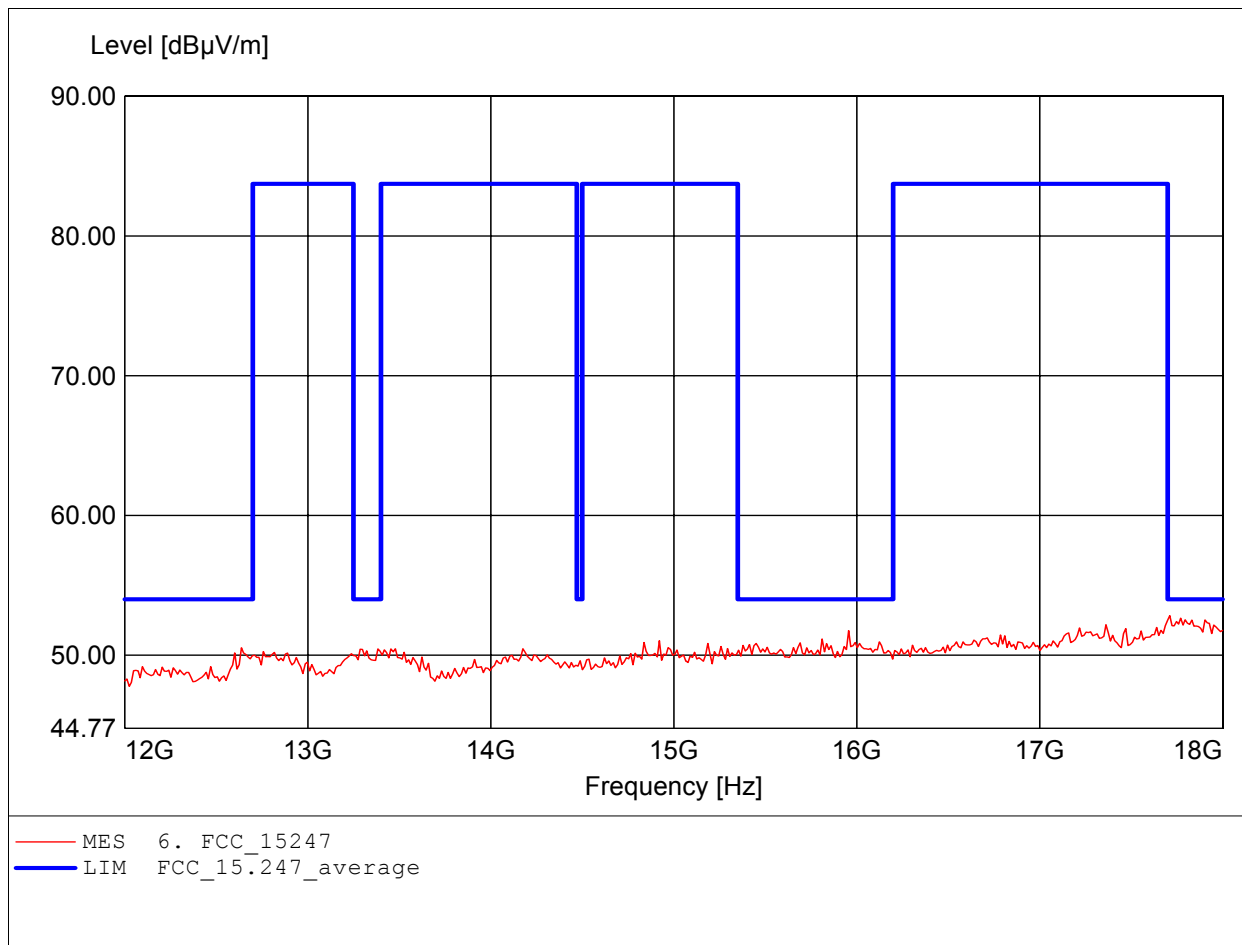
EUT: ShAir™ AccessG Pro Wireless AP/Bridge  
MODEL NO.: MIL-W2332G 802.11g CH 6  
Approval Holder: MiLan Technology Inc.  
Test Site / Operator: ETS / Orville Chang  
Temperature/Voltage: Temp.: 23°C/ Unom.: 120 VAC ( ac / dc Adaptor )  
Test Specification: according to §15.247, peak detector  
Comment 1: Dist.: 3m, Ant.: HL025, ampl.+HP.  
Freq: 11.800GHz, Emax: 48.53dBμV/m, RBW: 1MHz



# Spurious emissions Field Strength

## FCC RULES PART 15, SUBPART C

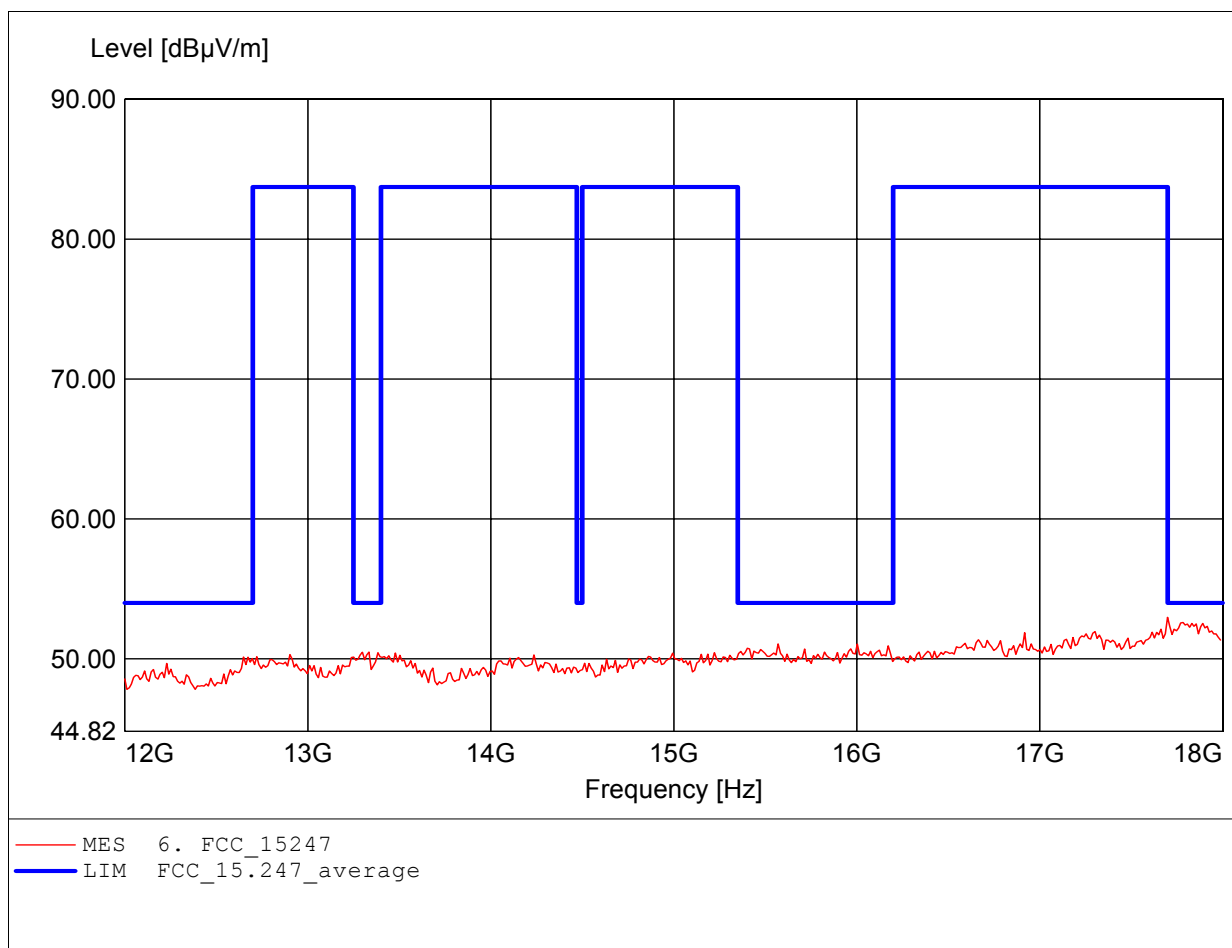
EUT: ShAir™ AccessG Pro Wireless AP/Bridge  
MODEL NO.: MIL-W2332G 802.11g CH 6  
Approval Holder: MiLan Technology Inc.  
Test Site / Operator: ETS / Orville Chang  
Temperature/Voltage: Temp.: 23°C/ Unom.: 120 VAC ( ac / dc Adaptor )  
Test Specification: according to §15.247, peak detector  
Comment 1: Dist.: 3m, Ant.: HL025, ampl.+HP.  
Freq: 17.711GHz, Emax: 52.84dBμV/m, RBW: 1MHz



# Spurious emissions Field Strength

## FCC RULES PART 15, SUBPART C

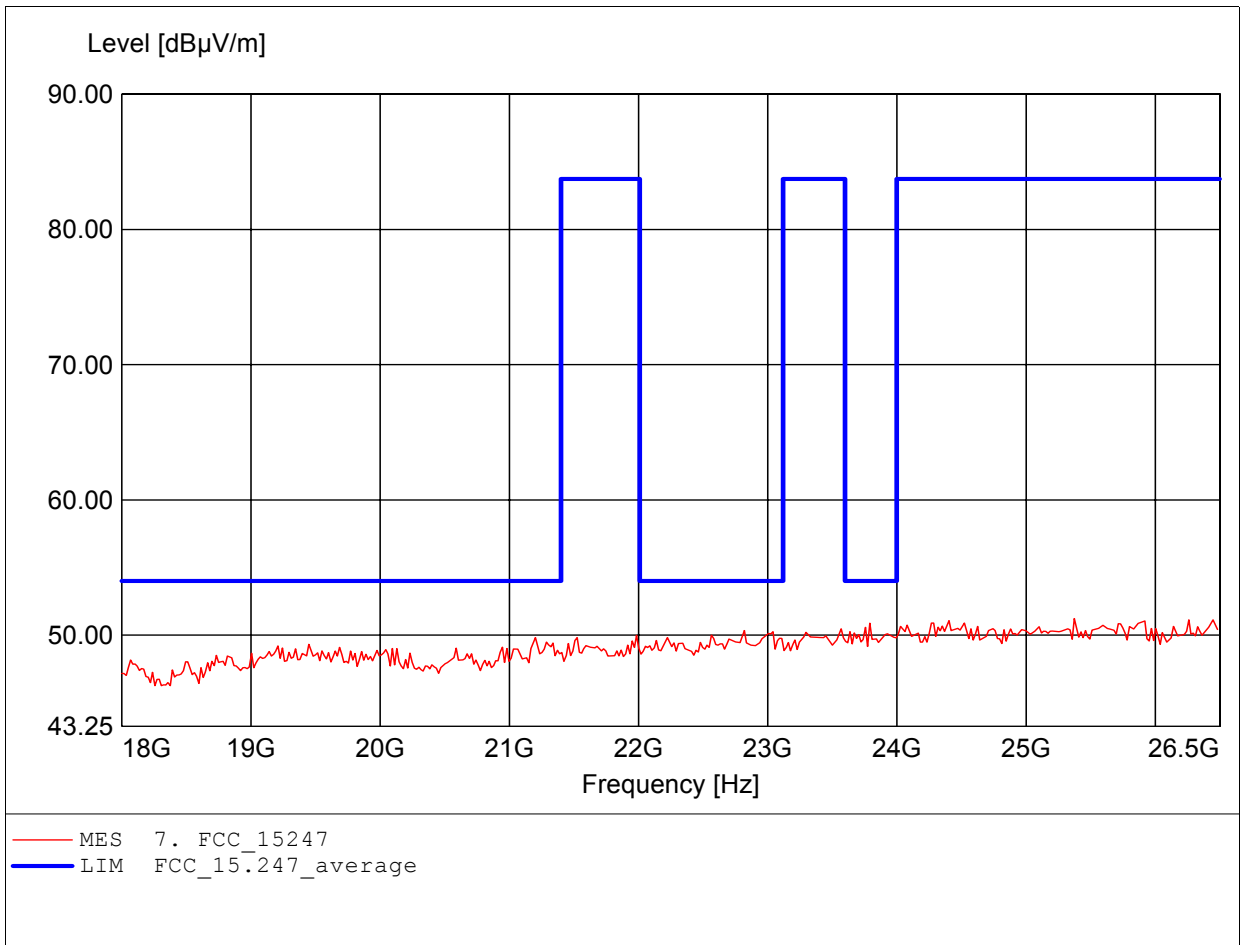
EUT: ShAir™ AccessG Pro Wireless AP/Bridge  
MODEL NO.: MIL-W2332G 802.11g CH 6  
Approval Holder: MiLan Technology Inc.  
Test Site / Operator: ETS / Orville Chang  
Temperature/Voltage: Temp.: 23°C/ Unom.: 120 VAC ( ac / dc Adaptor )  
Test Specification: according to §15.247, peak detector  
Comment 1: Dist.: 3m, Ant.: HL025, ampl.+HP.  
Freq: 17.699GHz, Emax: 52.96dBμV/m, RBW: 1MHz



**Spurious emissions Field Strength**

**FCC RULES PART 15, SUBPART C**

EUT: ShAirTM AccessG Pro Wireless AP/Bridge  
MODEL NO.: MIL-W2332G 802.11g CH 6  
Approval Holder: MiLan Technology Inc.  
Test Site / Operator: ETS / Orville Chang  
Temperature/Voltage: Temp.: 23°C/ Unom.: 120 VAC ( ac / dc Adaptor )  
Test Specification: according to §15.247, peak detector  
Comment 1: Dist.: 3m, Ant.: HL025, amplif.  
Freq: 25.376GHz, Emax: 51.21dBµV/m, RBW: 1MHz

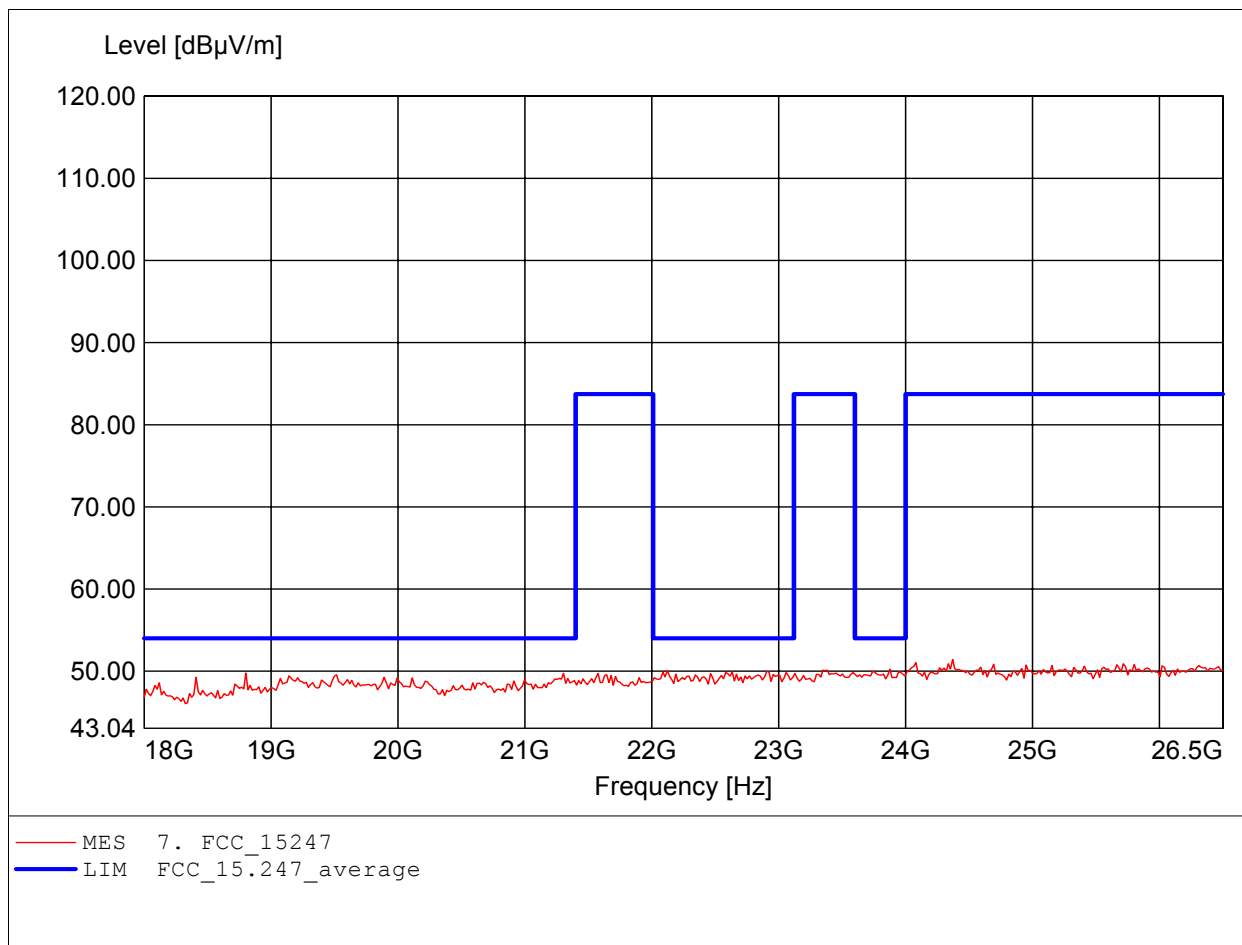




# Spurious emissions Field Strength

## FCC RULES PART 15, SUBPART C

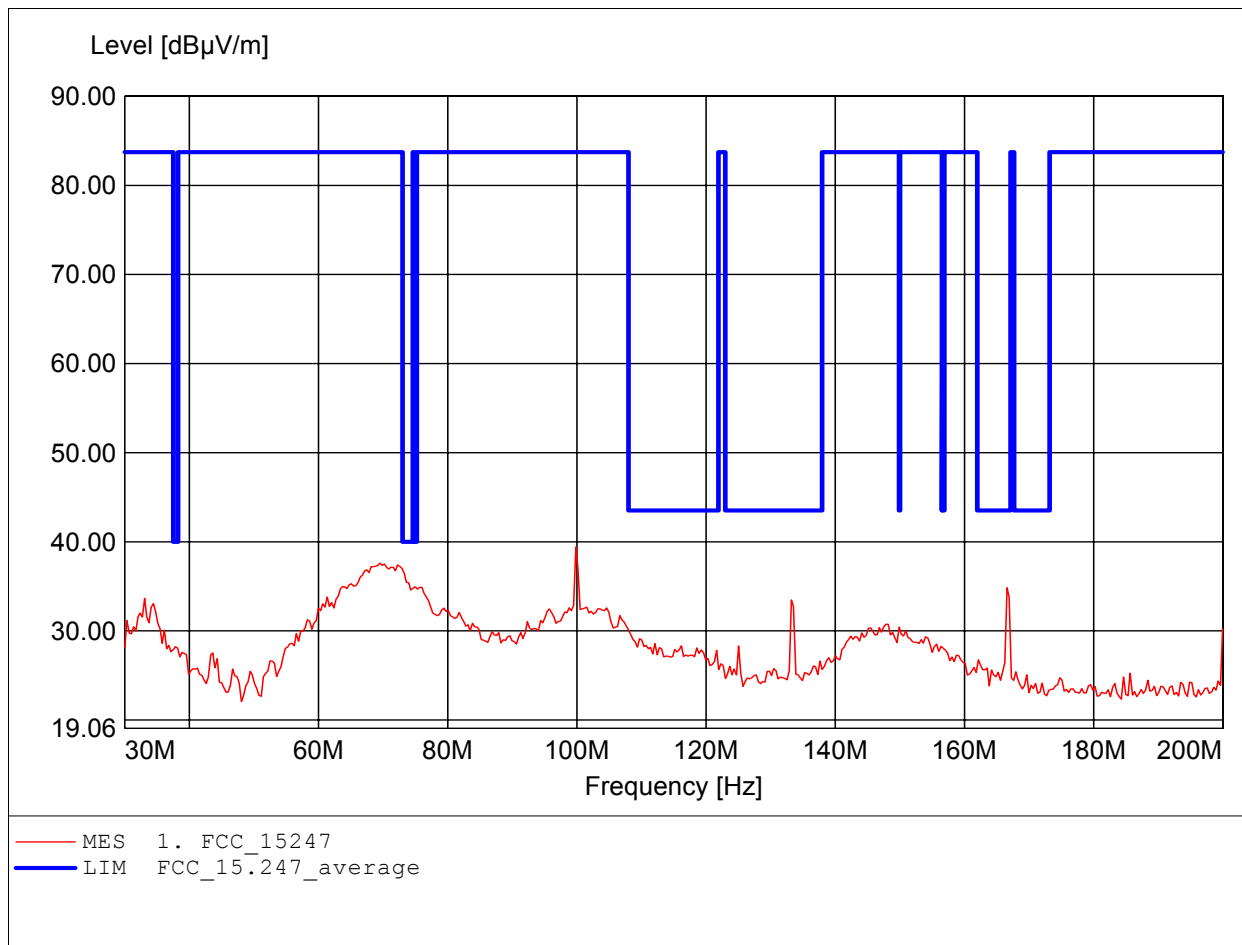
EUT: ShAir™ AccessG Pro Wireless AP/Bridge  
MODEL NO.: MIL-W2332G 802.11g CH6  
Approval Holder: MiLan Technology Inc.  
Test Site / Operator: ETS / Orville Chang  
Temperature/Voltage: Temp.: 23°C/ Unom.: 120 VAC ( ac / dc Adaptor )  
Test Specification: according to §15.247, peak detector  
Comment 1: Dist.: 3m, Ant.: HL025, amplif.  
Freq: 24.371GHz, Emax: 51.41dBμV/m, RBW: 1MHz



# Spurious emissions Field Strength

## FCC RULES PART 15, SUBPART C

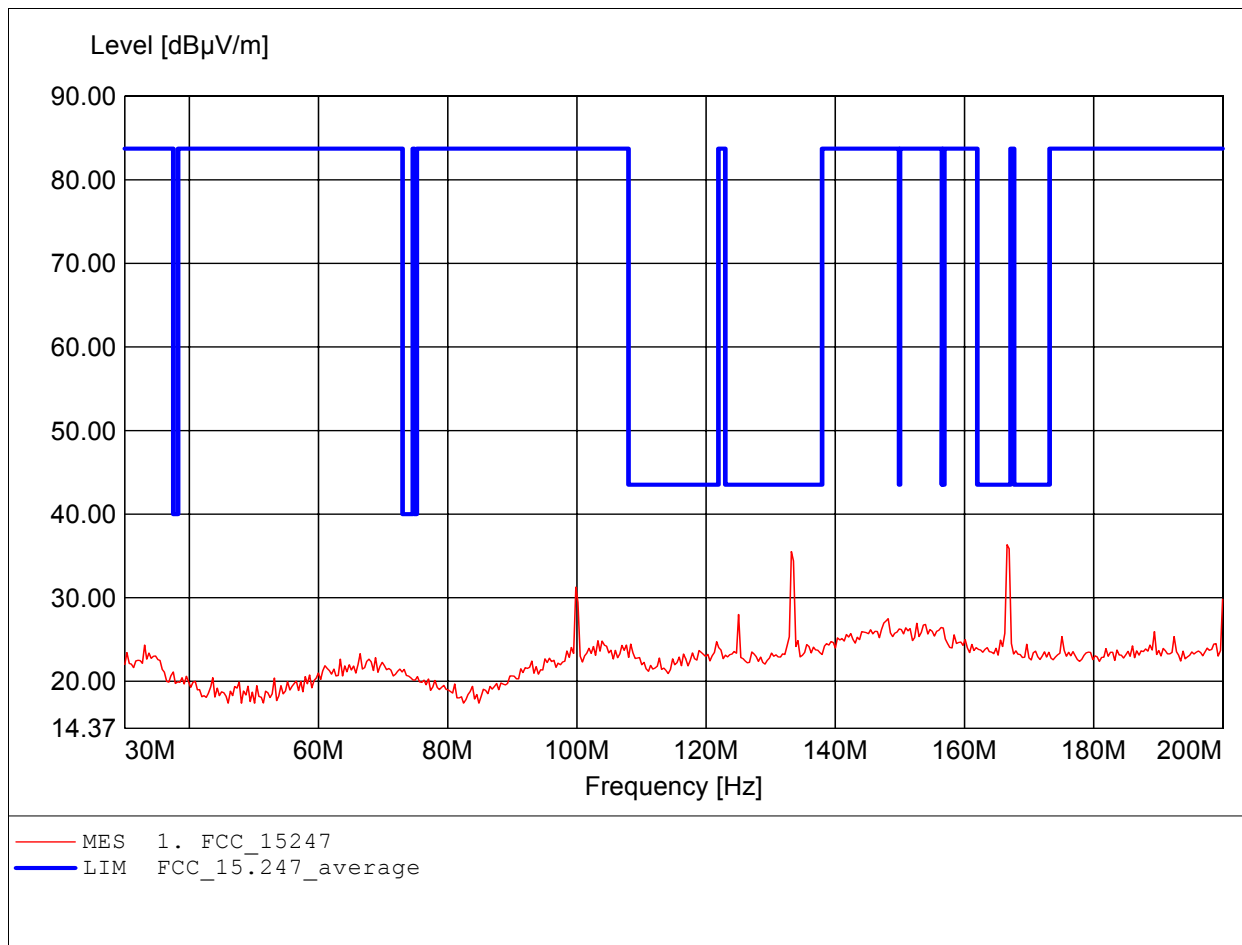
EUT: ShAir™ AccessG Pro Wireless AP/Bridge  
MODEL NO.: MIL-W2332G 802.11g CH11  
Approval Holder: MiLan Technology Inc.  
Test Site / Operator: ETS / Orville Chang  
Temperature/Voltage: Temp.: 23°C/ Unom.: 120 VAC ( ac / dc Adaptor )  
Test Specification: according to §15.247  
Comment 1: Dist.: 3m, Ant.: HK 116  
Freq: 99.840MHz, Emax: 39.42dBμV/m, RBW: 100kHz



# Spurious emissions Field Strength

## FCC RULES PART 15, SUBPART C

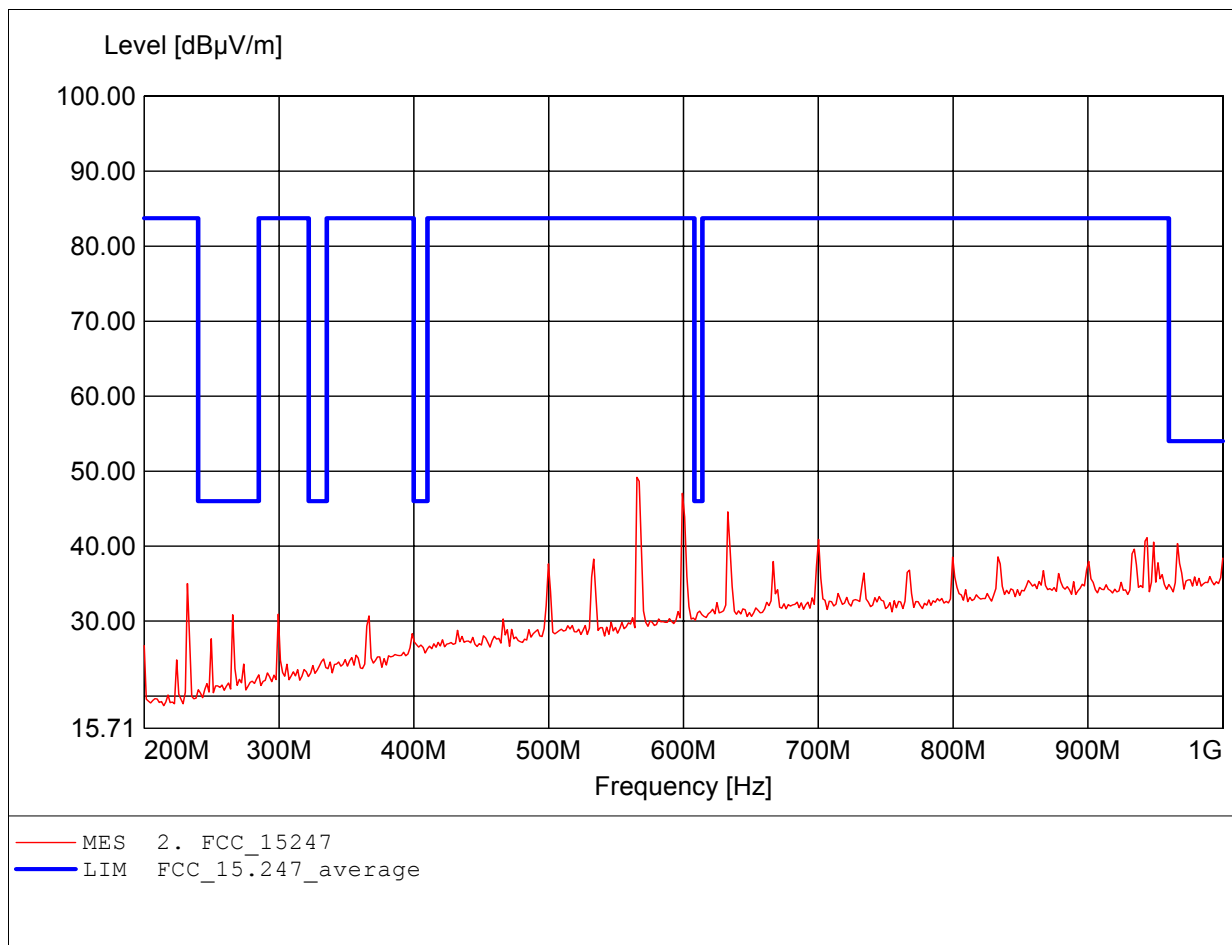
EUT: ShAir™ AccessG Pro Wireless AP/Bridge  
MODEL NO.: MIL-W2332G 802.11g CH11  
Approval Holder: MiLan Technology Inc.  
Test Site / Operator: ETS / Orville Chang  
Temperature/Voltage: Temp.: 23°C/ Unom.: 120 VAC ( ac / dc Adaptor )  
Test Specification: according to §15.247  
Comment 1: Dist.: 3m, Ant.: HK 116  
Freq: 166.613MHz, Emax: 36.34dBµV/m, RBW: 100kHz



# Spurious emissions Field Strength

## FCC RULES PART 15, SUBPART C

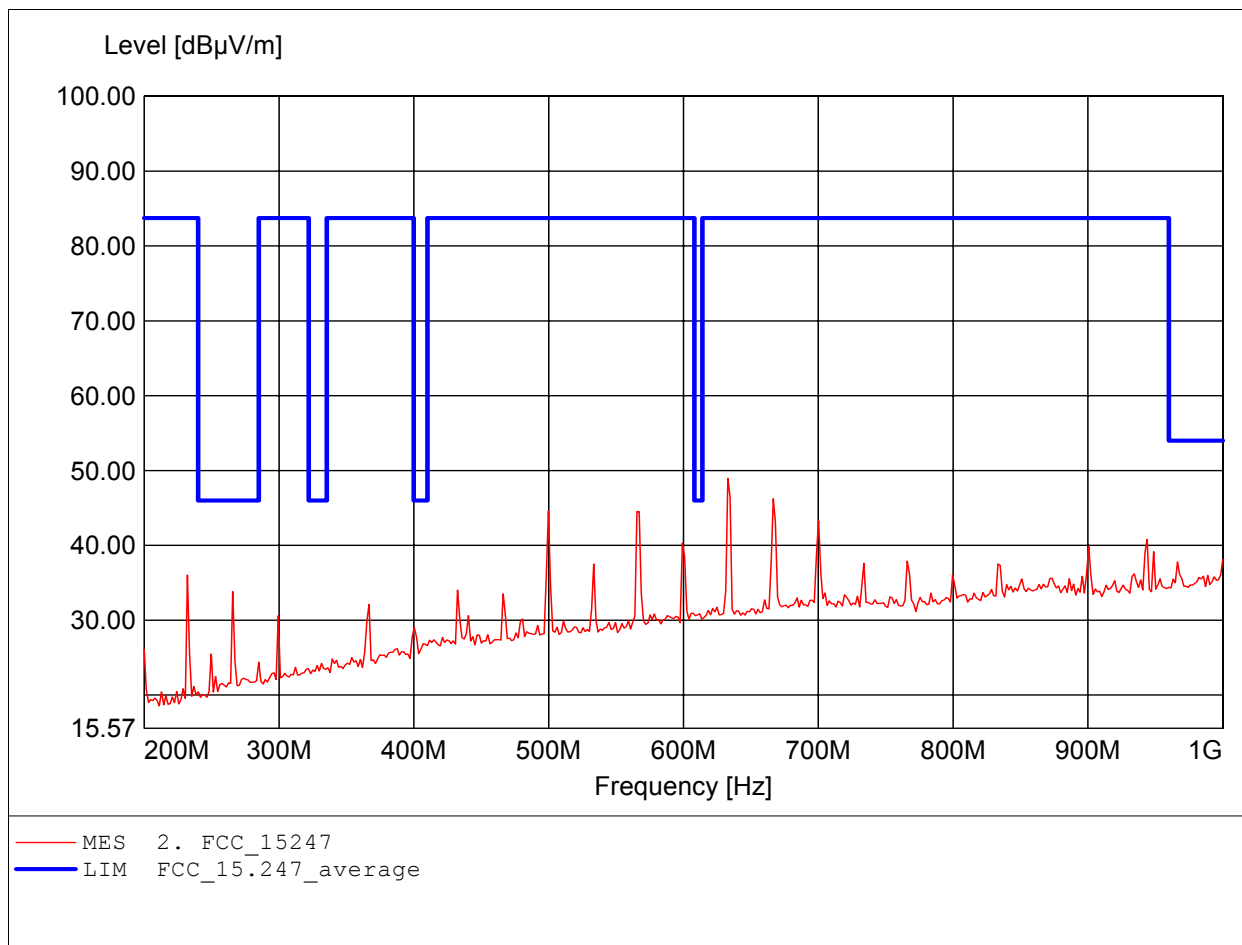
EUT: ShAir™ AccessG Pro Wireless AP/Bridge  
MODEL NO.: MIL-W2332G 802.11g CH11  
Approval Holder: MiLan Technology Inc.  
Test Site / Operator: ETS / Orville Chang  
Temperature/Voltage: Temp.: 23°C/ Unom.: 120 VAC ( ac / dc Adaptor )  
Test Specification: according to §15.247  
Comment 1: Dist.: 3m, Ant.: HL 223,  
Freq: 565.531MHz, Emax: 49.18dBµV/m, RBW: 100kHz



# Spurious emissions Field Strength

## FCC RULES PART 15, SUBPART C

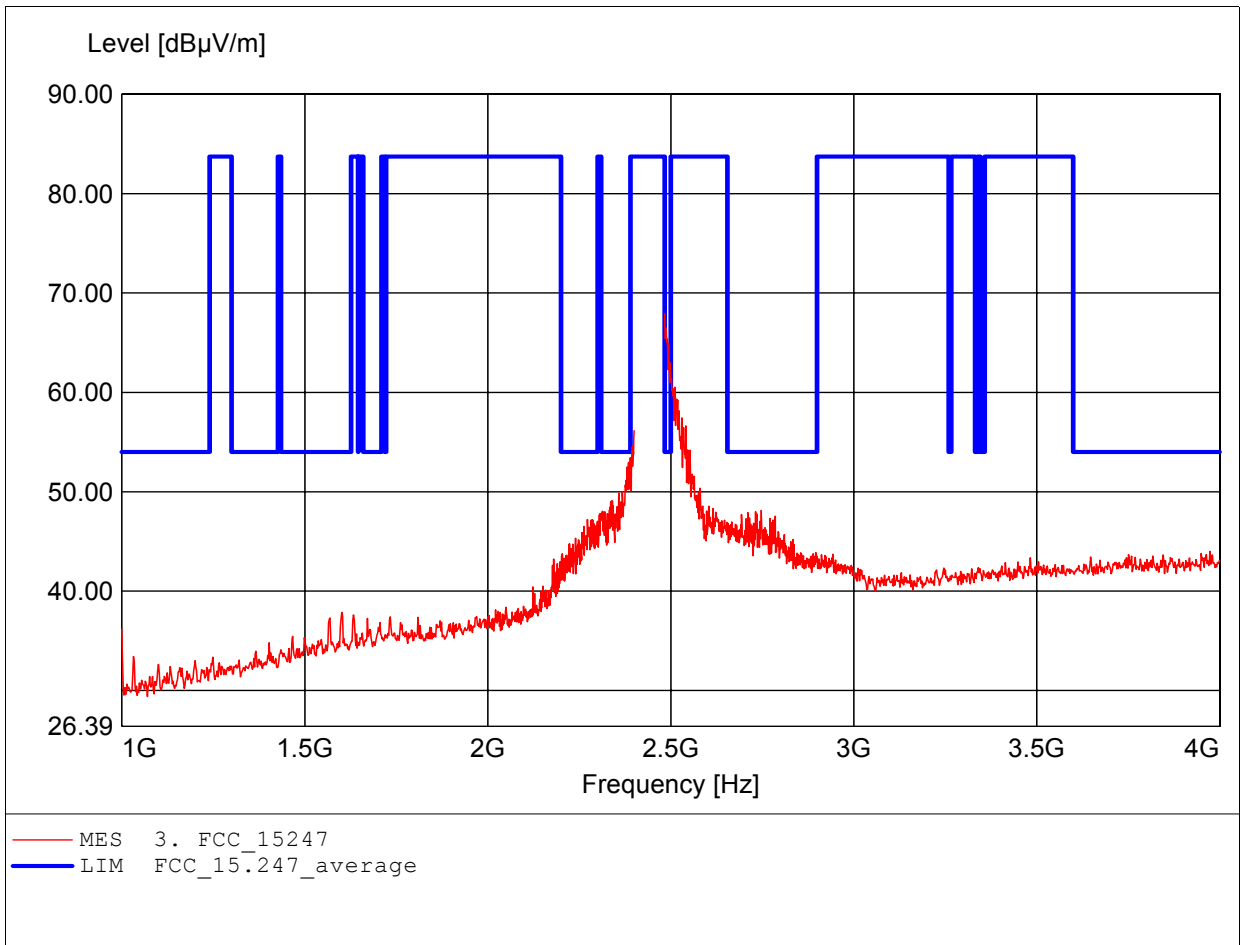
EUT: ShAir™ AccessG Pro Wireless AP/Bridge  
MODEL NO.: MIL-W2332G 802.11g CH11  
Approval Holder: MiLan Technology Inc.  
Test Site / Operator: ETS / Orville Chang  
Temperature/Voltage: Temp.: 23°C/ Unom.: 120 VAC ( ac / dc Adaptor )  
Test Specification: according to §15.247  
Comment 1: Dist.: 3m, Ant.: HL 223,  
Freq: 632.866MHz, Emax: 48.98dBμV/m, RBW: 100kHz



**Spurious emissions Field Strength**

**FCC RULES PART 15, SUBPART C**

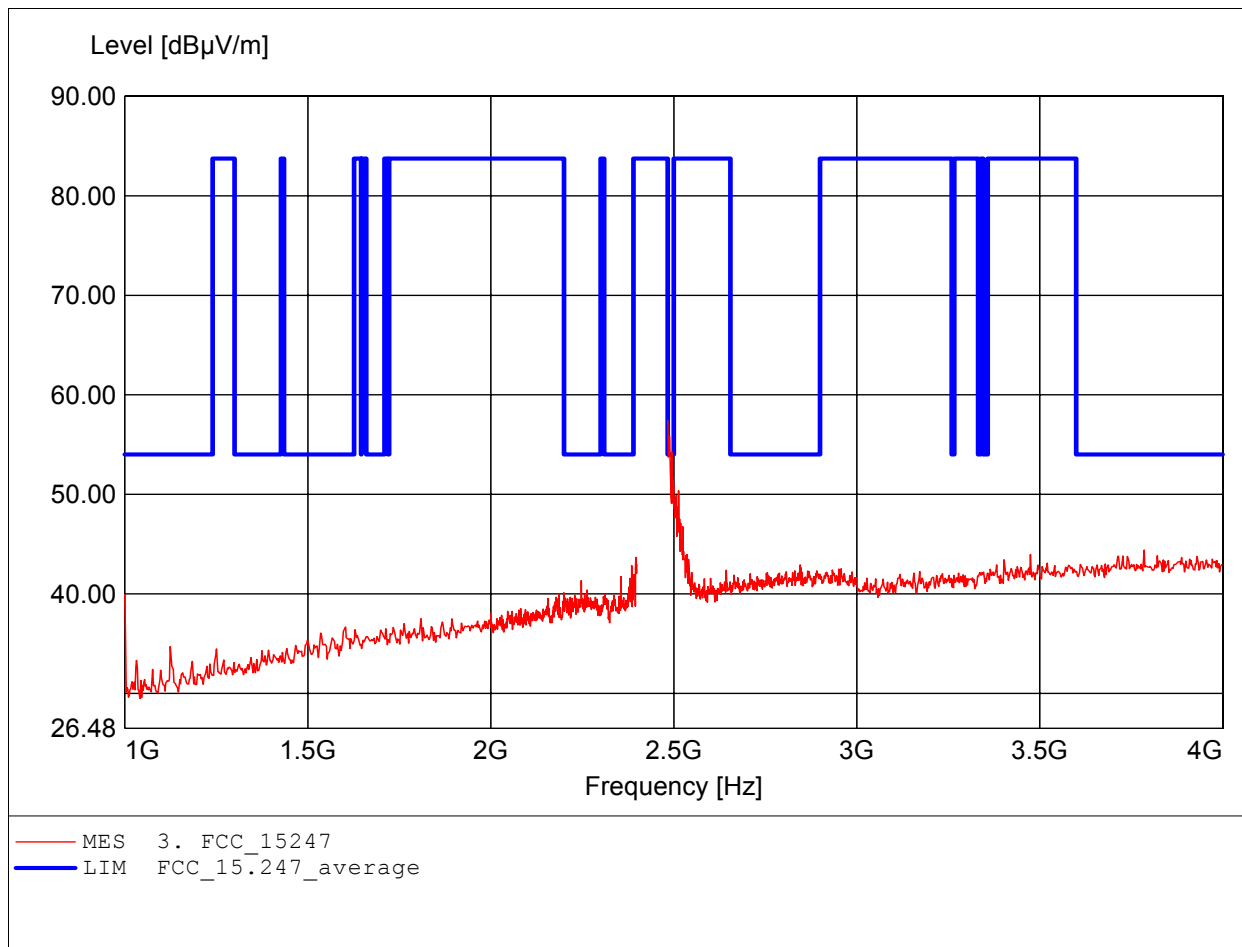
EUT: ShAir™ AccessG Pro Wireless AP/Bridge  
MODEL NO.: MIL-W2332G 802.11g CH11  
Approval Holder: MiLan Technology Inc.  
Test Site / Operator: ETS / Orville Chang  
Temperature/Voltage: Temp.: 23°C/ Unom.: 120 VAC ( ac / dc Adaptor )  
Test Specification: according to §15.247, peak detector  
Comment 1: Dist.: 3m, Ant.: HL025, amplif.  
Freq: 2.484GHz, Emax: 67.93dBµV/m, RBW: 1MHz



# Spurious emissions Field Strength

## FCC RULES PART 15, SUBPART C

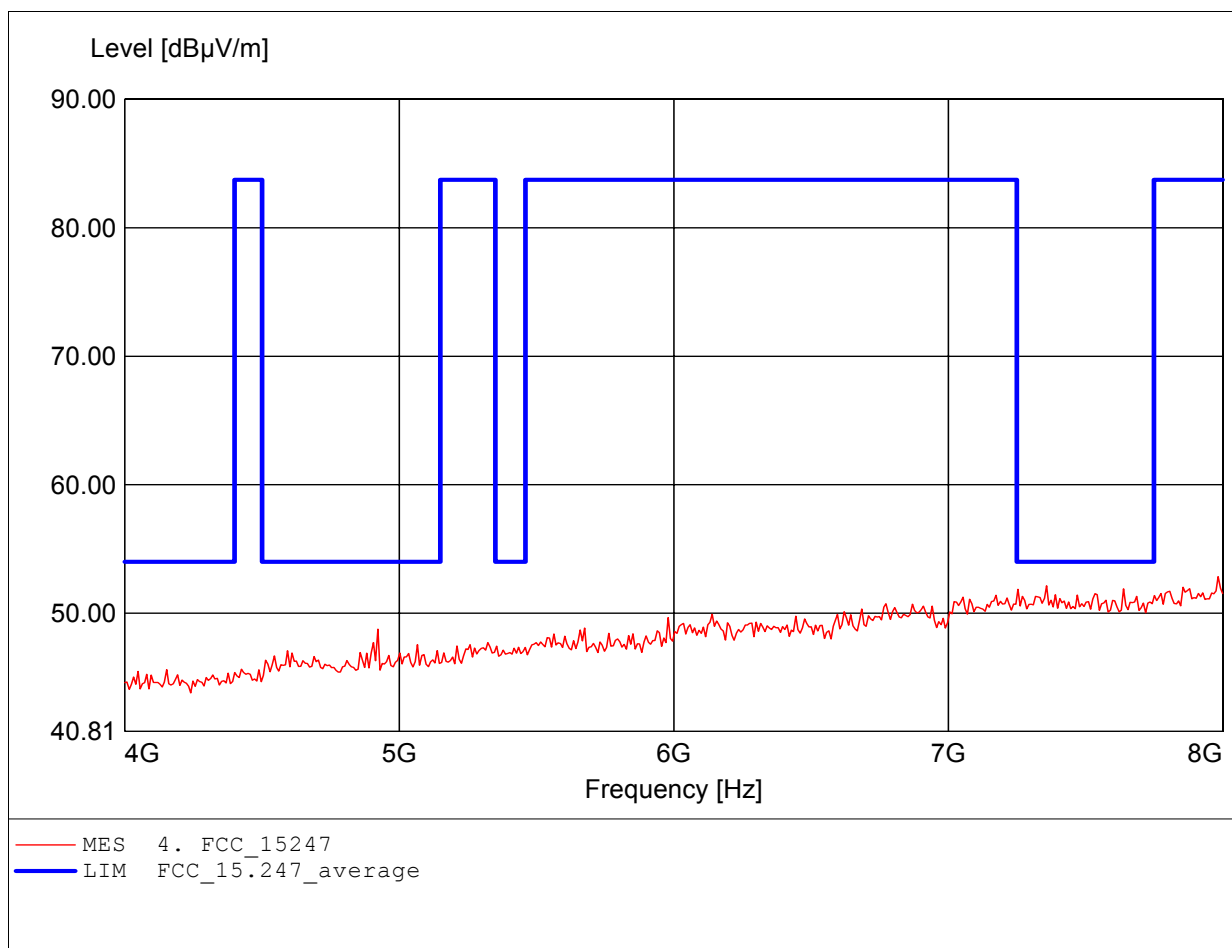
EUT: ShAir™ AccessG Pro Wireless AP/Bridge  
MODEL NO.: MIL-W2332G 802.11g CH11  
Approval Holder: MiLan Technology Inc.  
Test Site / Operator: ETS / Orville Chang  
Temperature/Voltage: Temp.: 23°C/ Unom.: 120 VAC ( ac / dc Adaptor )  
Test Specification: according to §15.247, peak detector  
Comment 1: Dist.: 3m, Ant.: HL025, amplif.  
Freq: 2.484GHz, Emax: 57.43dBµV/m, RBW: 1MHz



# Spurious emissions Field Strength

## FCC RULES PART 15, SUBPART C

EUT: ShAir™ AccessG Pro Wireless AP/Bridge  
MODEL NO.: MIL-W2332G 802.11g CH11  
Approval Holder: MiLan Technology Inc.  
Test Site / Operator: ETS / Orville Chang  
Temperature/Voltage: Temp.: 23°C/ Unom.: 120 VAC ( ac / dc Adaptor )  
Test Specification: according to §15.247, peak detector  
Comment 1: Dist.: 3m, Ant.: HL025, ampl.+HP.  
Freq: 7.984GHz, Emax: 52.84dBµV/m, RBW: 1MHz

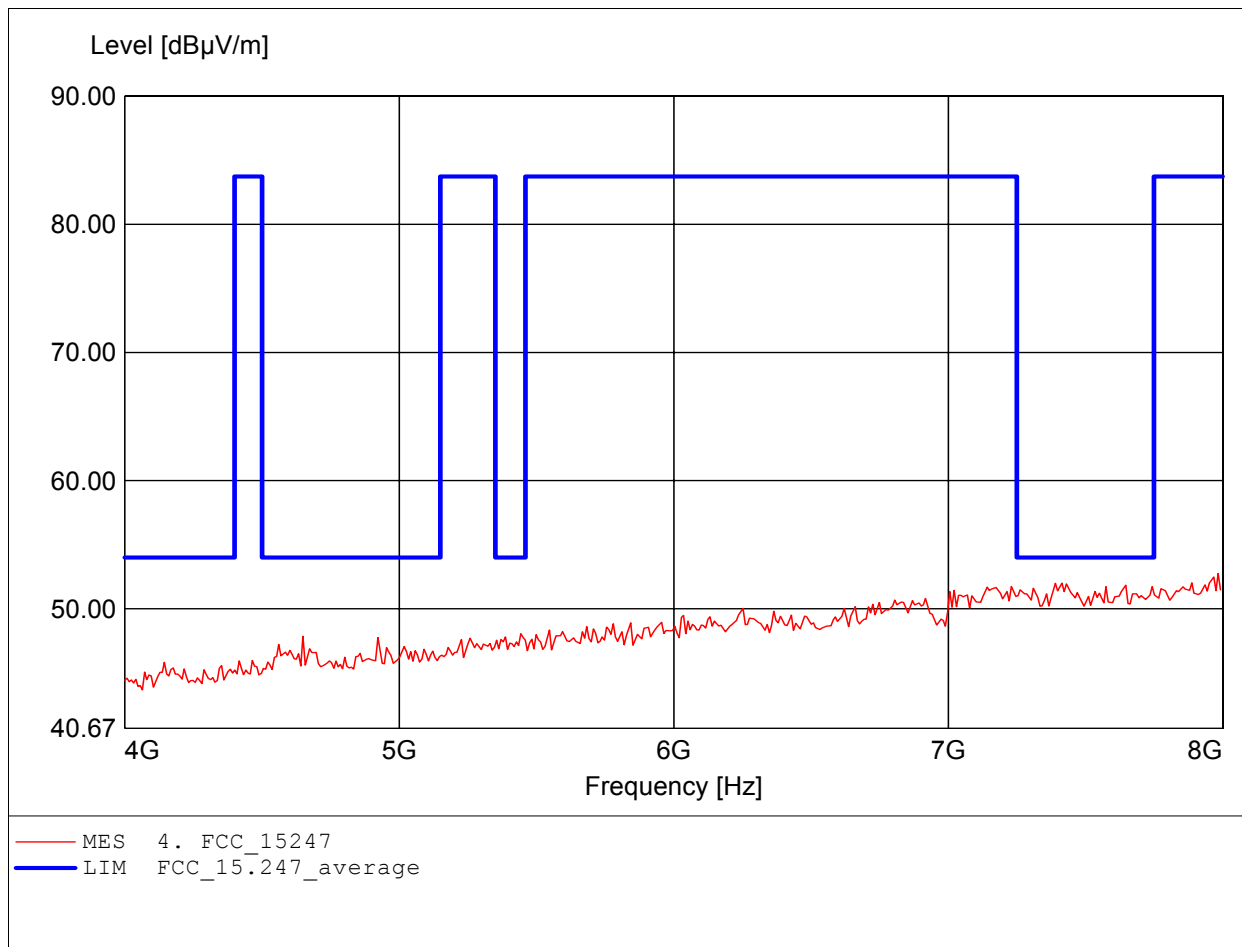




# Spurious emissions Field Strength

## FCC RULES PART 15, SUBPART C

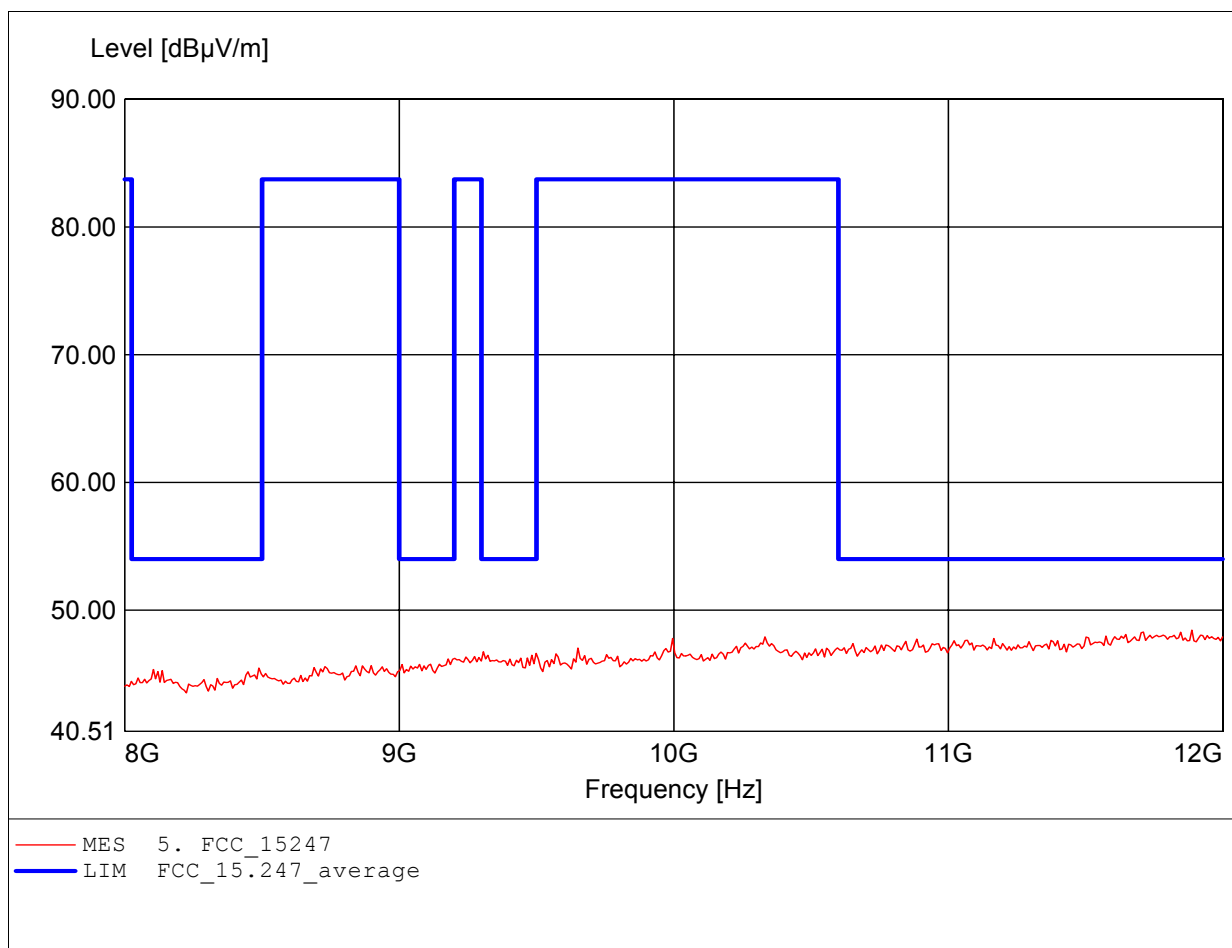
EUT: ShAir™ AccessG Pro Wireless AP/Bridge  
MODEL NO.: MIL-W2332G 802.11g CH11  
Approval Holder: MiLan Technology Inc.  
Test Site / Operator: ETS / Orville Chang  
Temperature/Voltage: Temp.: 23°C/ Unom.: 120 VAC ( ac / dc Adaptor )  
Test Specification: according to §15.247, peak detector  
Comment 1: Dist.: 3m, Ant.: HL025, ampl.+HP.  
Freq: 7.984GHz, Emax: 52.76dBµV/m, RBW: 1MHz



# Spurious emissions Field Strength

## FCC RULES PART 15, SUBPART C

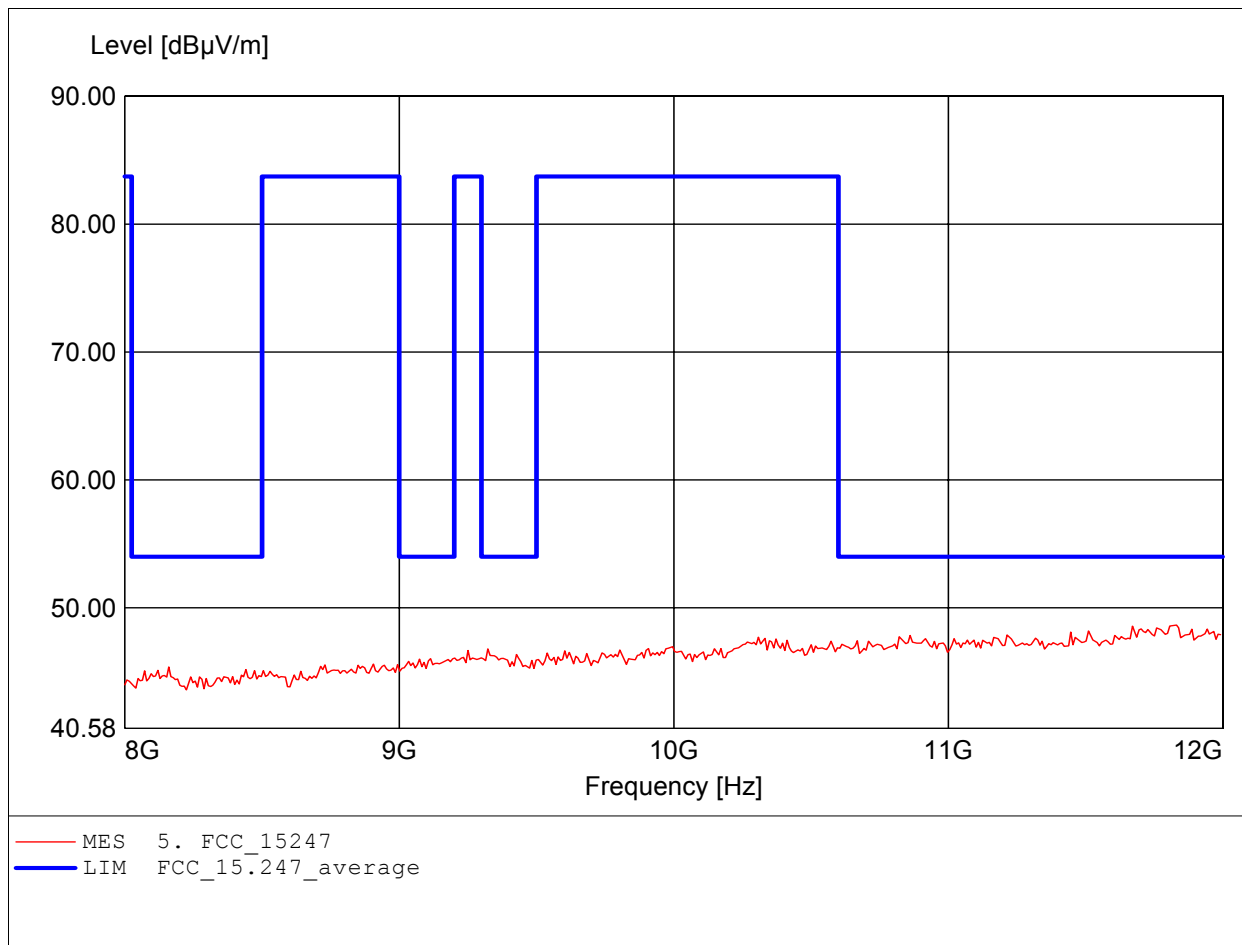
EUT: ShAir™ AccessG Pro Wireless AP/Bridge  
MODEL NO.: MIL-W2332G 802.11g CH11  
Approval Holder: MiLan Technology Inc.  
Test Site / Operator: ETS / Orville Chang  
Temperature/Voltage: Temp.: 23°C/ Unom.: 120 VAC ( ac / dc Adaptor )  
Test Specification: according to §15.247, peak detector  
Comment 1: Dist.: 3m, Ant.: HL025, ampl.+HP.  
Freq: 11.888GHz, Emax: 48.43dBμV/m, RBW: 1MHz



# Spurious emissions Field Strength

## FCC RULES PART 15, SUBPART C

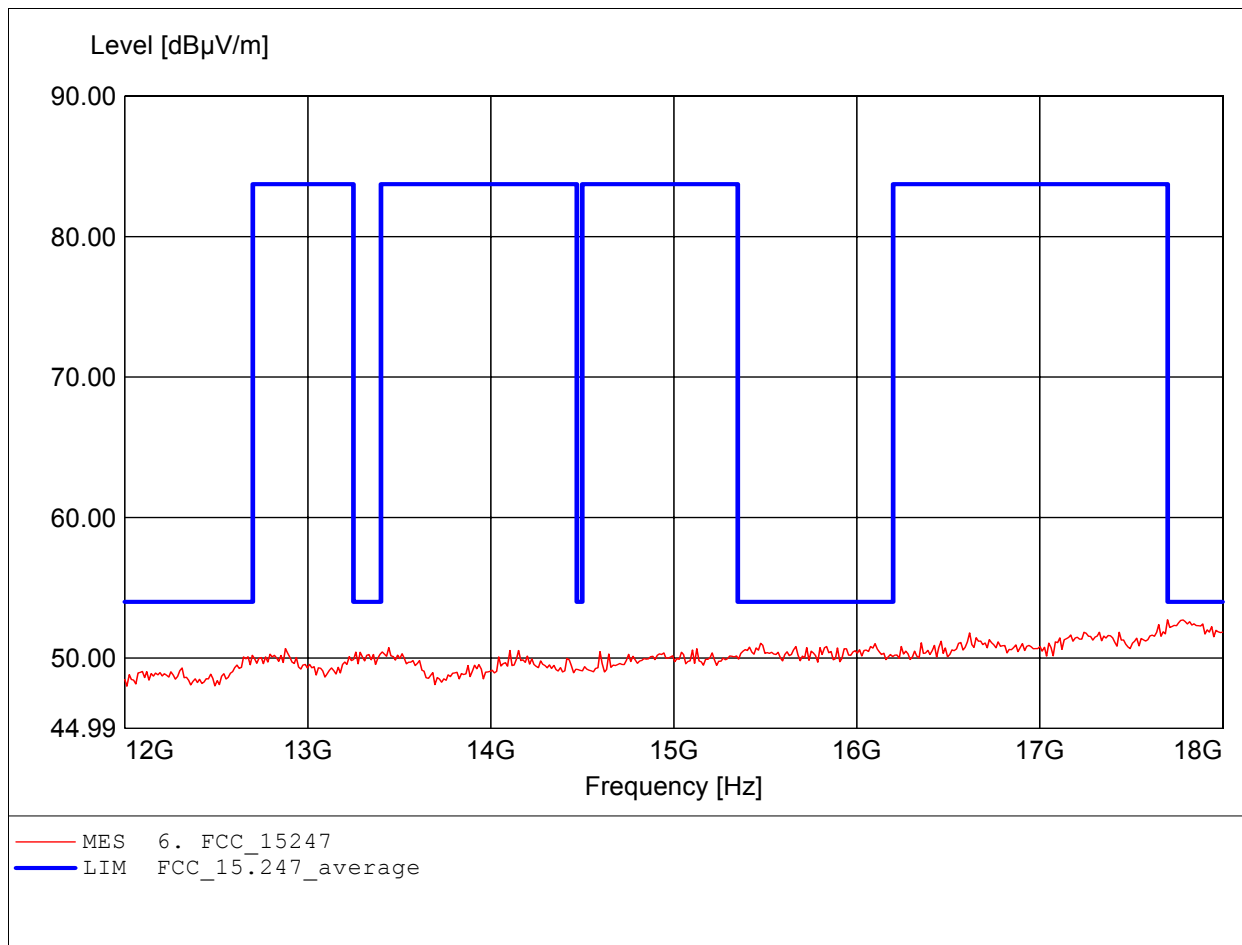
EUT: ShAir™ AccessG Pro Wireless AP/Bridge  
MODEL NO.: MIL-W2332G 802.11g CH11  
Approval Holder: MiLan Technology Inc.  
Test Site / Operator: ETS / Orville Chang  
Temperature/Voltage: Temp.: 23°C/ Unom.: 120 VAC ( ac / dc Adaptor )  
Test Specification: according to §15.247, peak detector  
Comment 1: Dist.: 3m, Ant.: HL025, ampl.+HP.  
Freq: 11.832GHz, Emax: 48.66dBμV/m, RBW: 1MHz



# Spurious emissions Field Strength

## FCC RULES PART 15, SUBPART C

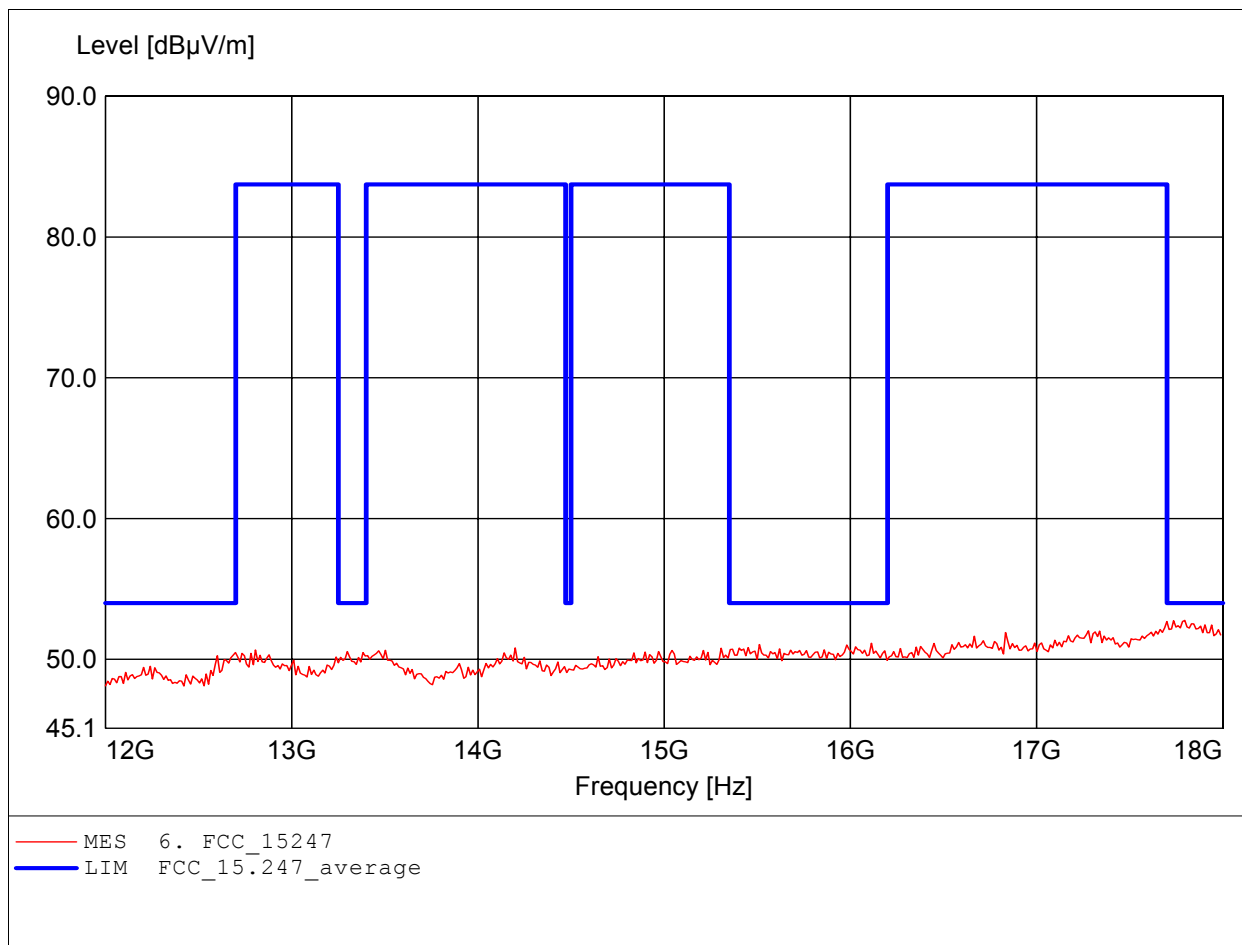
EUT: ShAir™ AccessG Pro Wireless AP/Bridge  
MODEL NO.: MIL-W2332G 802.11g CH11  
Approval Holder: MiLan Technology Inc.  
Test Site / Operator: ETS / Orville Chang  
Temperature/Voltage: Temp.: 23°C/ Unom.: 120 VAC ( ac / dc Adaptor )  
Test Specification: according to §15.247, peak detector  
Comment 1: Dist.: 3m, Ant.: HL025, ampl.+HP.  
Freq: 17.699GHz, Emax: 52.72dBμV/m, RBW: 1MHz



# Spurious emissions Field Strength

## FCC RULES PART 15, SUBPART C

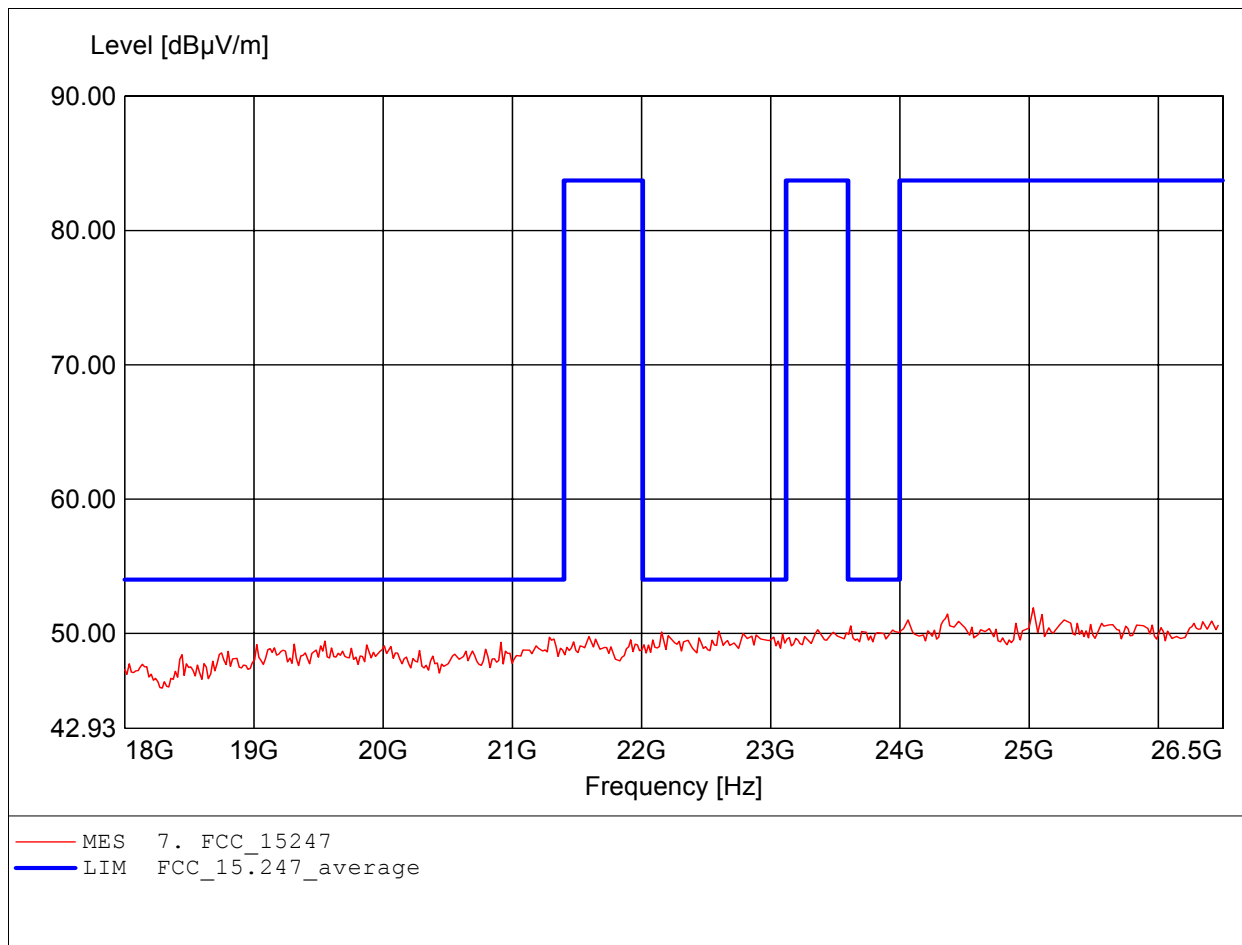
EUT: ShAirTM AccessG Pro Wireless AP/Bridge  
MODEL NO.: MIL-W2332G 802.11g CH11  
Approval Holder: MiLan Technology Inc.  
Test Site / Operator: ETS / Orville Chang  
Temperature/Voltage: Temp.: 23°C/ Unom.: 120 VAC ( ac / dc Adaptor )  
Test Specification: according to §15.247, peak detector  
Comment 1: Dist.: 3m, Ant.: HL025, ampl.+HP.  
Freq: 17.796GHz, Emax: 52.76dBμV/m, RBW: 1MHz



# Spurious emissions Field Strength

## FCC RULES PART 15, SUBPART C

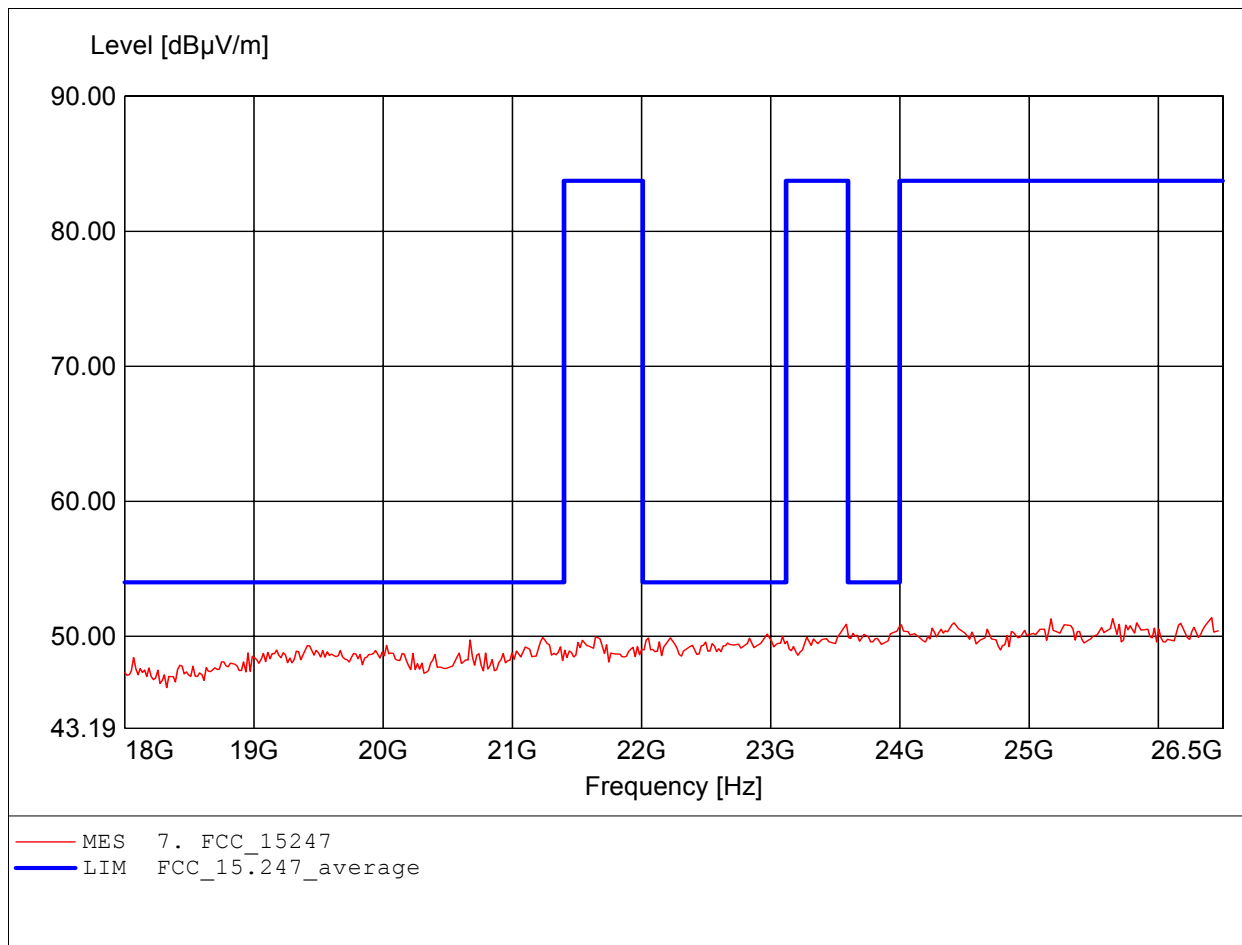
EUT: ShAirTM AccessG Pro Wireless AP/Bridge  
MODEL NO.: MIL-W2332G 802.11g CH11  
Approval Holder: MiLan Technology Inc.  
Test Site / Operator: ETS / Orville Chang  
Temperature/Voltage: Temp.: 23°C/ Unom.: 120 VAC ( ac / dc Adaptor )  
Test Specification: according to §15.247, peak detector  
Comment 1: Dist.: 3m, Ant.: HL025, amplif.  
Freq: 25.035GHz, Emax: 51.91dBμV/m, RBW: 1MHz



# Spurious emissions Field Strength

## FCC RULES PART 15, SUBPART C

EUT: ShAir™ AccessG Pro Wireless AP/Bridge  
MODEL NO.: MIL-W2332G 802.11g CH11  
Approval Holder: MiLan Technology Inc.  
Test Site / Operator: ETS / Orville Chang  
Temperature/Voltage: Temp.: 23°C/ Unom.: 120 VAC ( ac / dc Adaptor )  
Test Specification: according to §15.247, peak detector  
Comment 1: Dist.: 3m, Ant.: HL025, amplif.  
Freq: 26.415GHz, Emax: 51.39dBμV/m, RBW: 1MHz





Registration number: W6M20504-5807-C-2  
FCC ID: S7S-MIL-W2332G

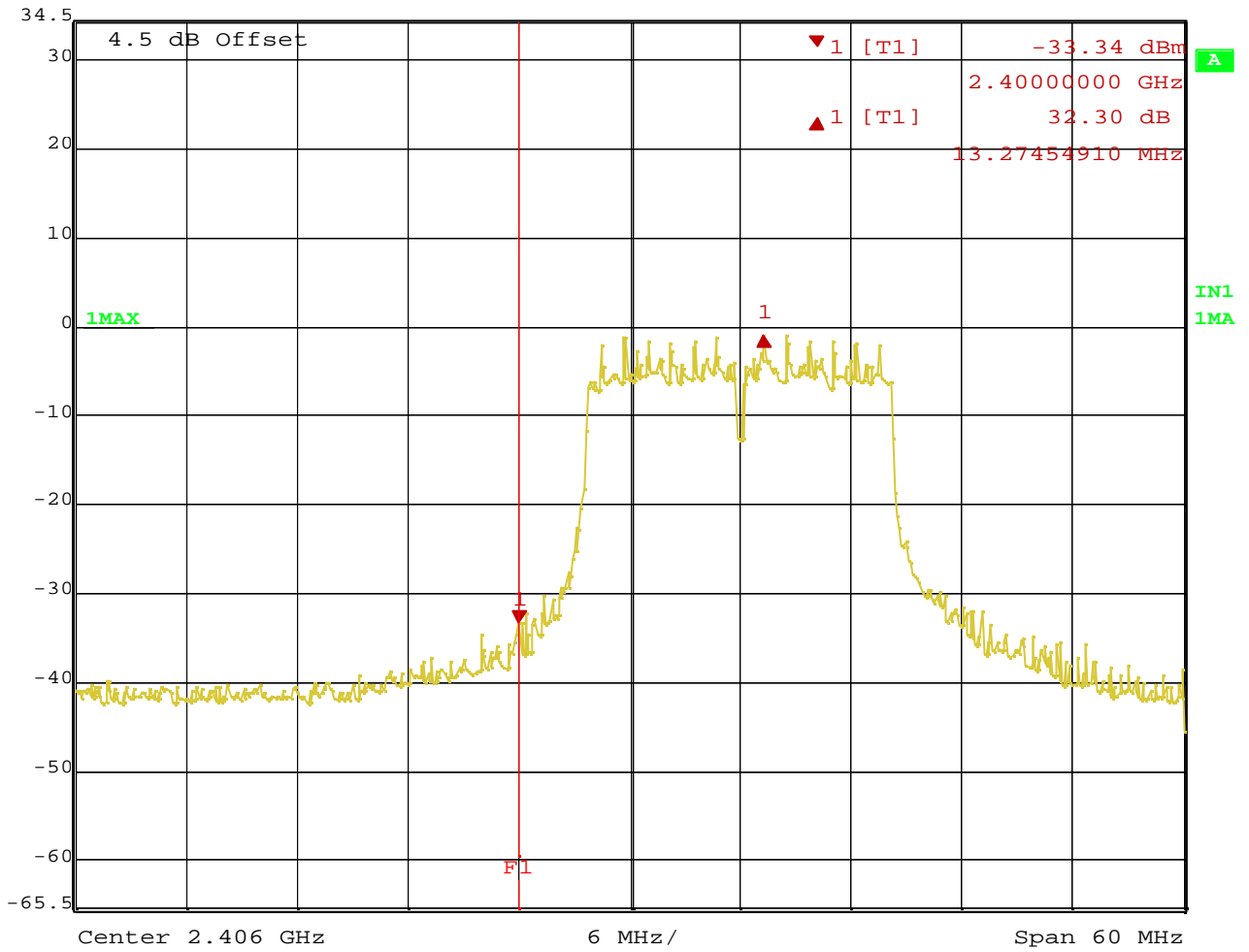
## Appendix C

### Band Edge Measurement





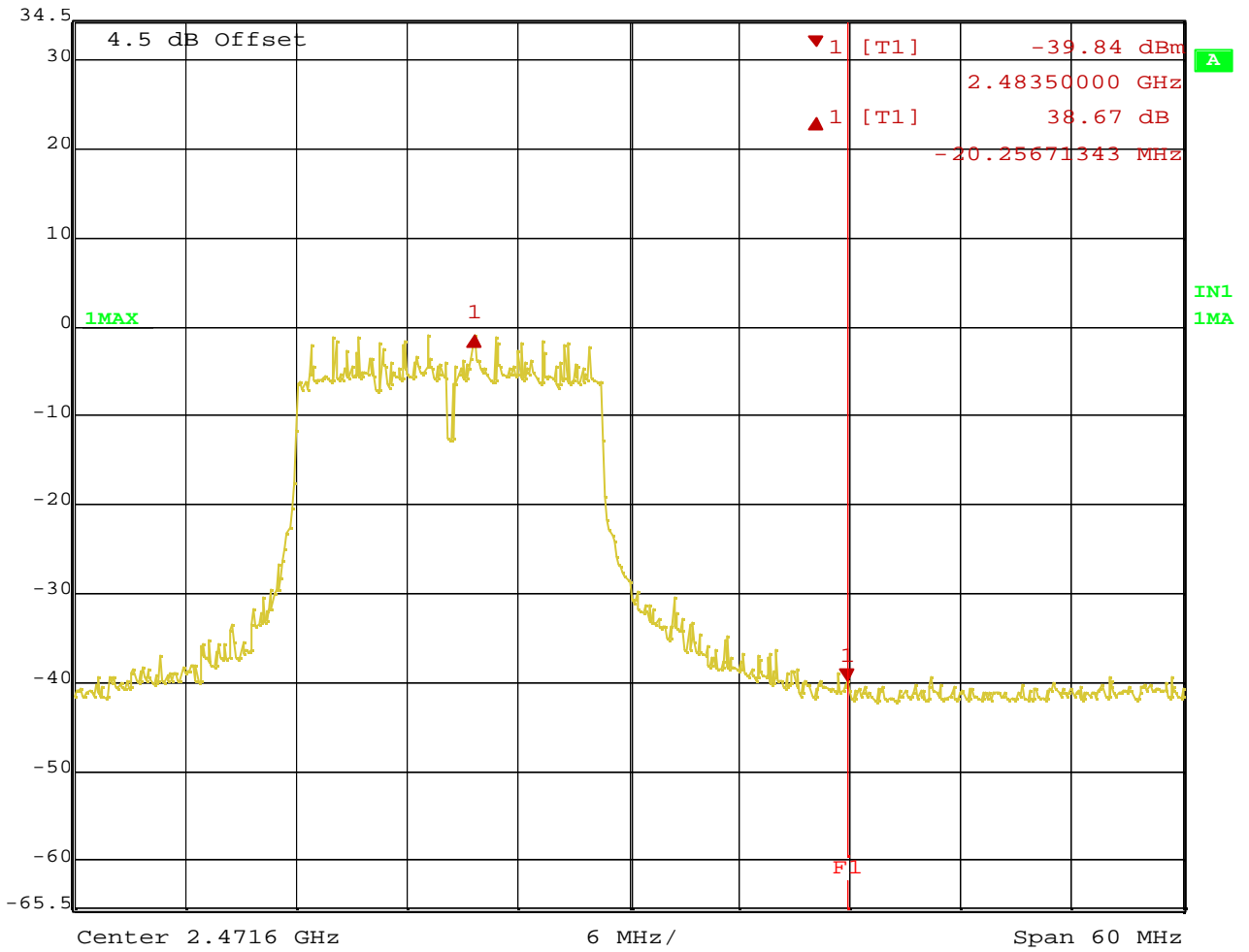
Delta 1 [T1] RBW 100 kHz RF Att 40 dB  
 Ref Lvl 34.5 dBm 32.30 dB VBW 100 kHz  
 34.5 dBm 13.27454910 MHz SWT 200 ms Unit dBm



Title: 11G BANDEDGE CH1  
 Comment A: MiLan Technology Inc.  
 Date: 3.MAY.2005 17:40:56



Delta 1 [T1] RBW 100 kHz RF Att 40 dB  
Ref Lvl 34.5 dBm 38.67 dB VBW 100 kHz  
34.5 dBm -20.25671343 MHz SWT 200 ms Unit dBm



Title: 11G BANDEDGE CH1  
Comment A: MiLan Technology Inc.  
Date: 3.MAY.2005 17:42:05



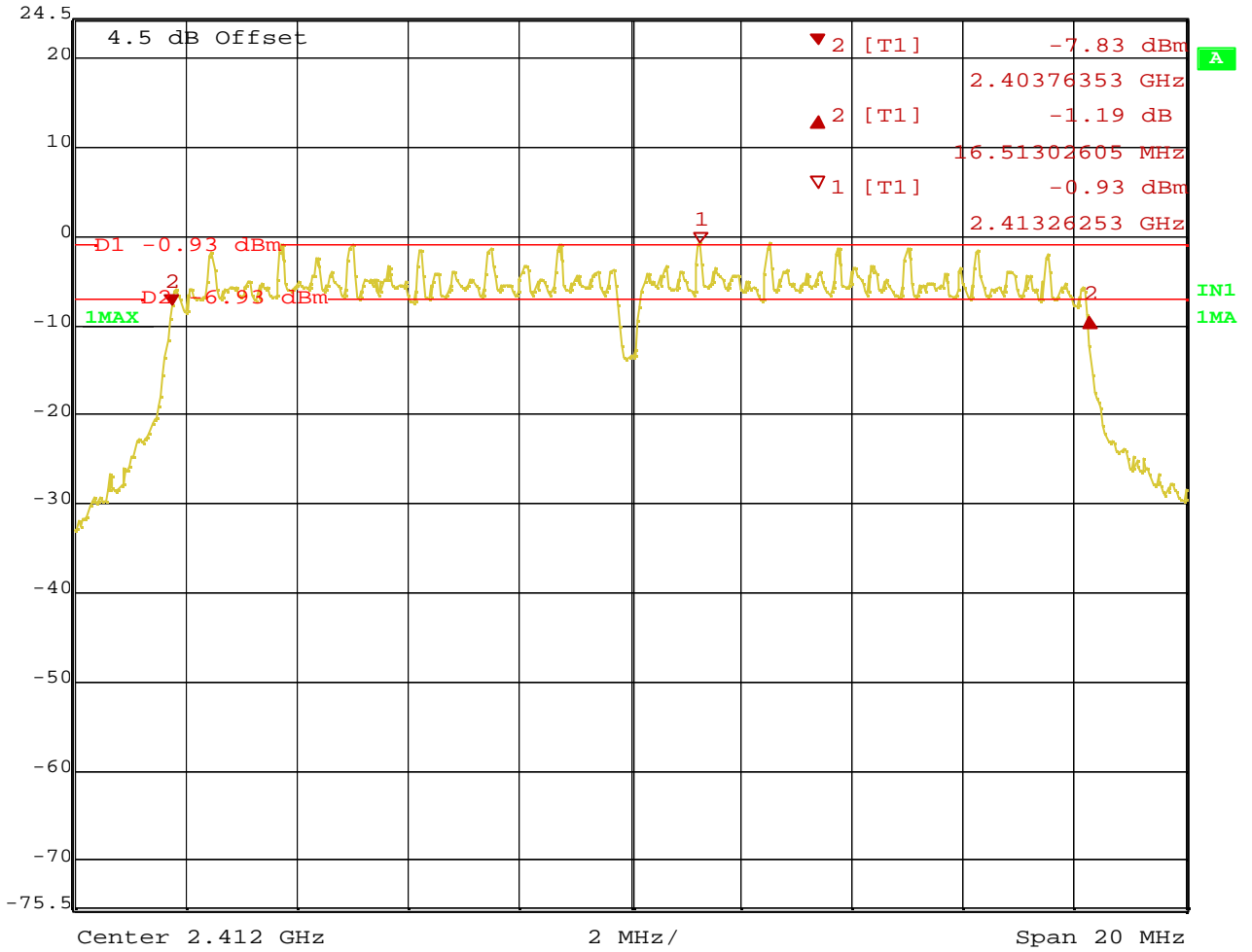
Registration number: W6M20504-5807-C-2  
FCC ID: S7S-MIL-W2332G

## Appendix D

### Minimum 6dB Bandwidth



Delta 2 [T1] RBW 100 kHz RF Att 30 dB  
Ref Lvl -1.19 dB VBW 100 kHz  
24.5 dBm 16.51302605 MHz SWT 200 ms Unit dBm



Title: 11G 6dB BANDWIDTH CH1  
Comment A: MiLan Technology Inc.  
Date: 5.MAY.2005 19:56:04



Delta 2 [T1]

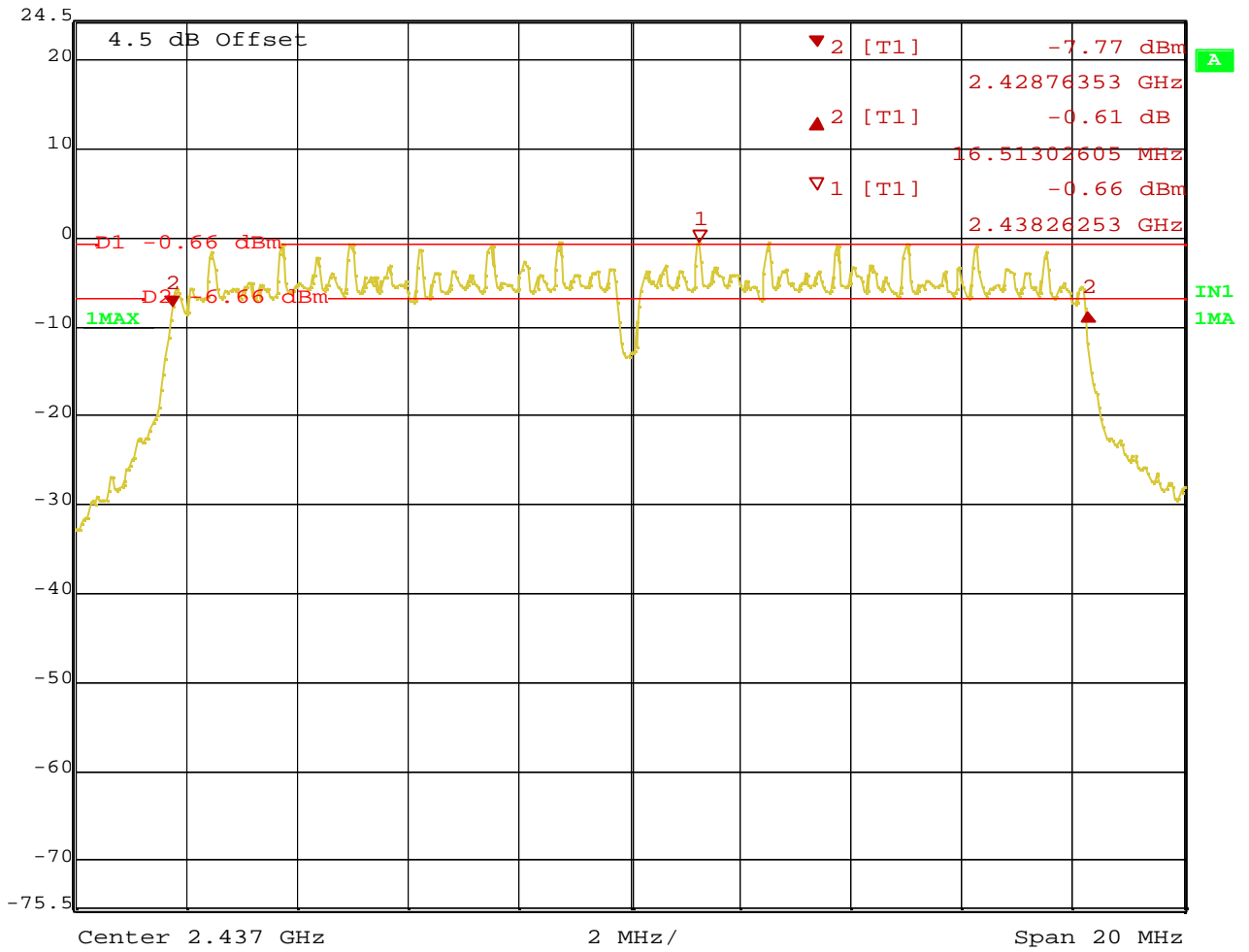
RBW 100 kHz RF Att 30 dB

Ref Lvl -0.61 dB

VBW 100 kHz

24.5 dBm 16.51302605 MHz

SWT 200 ms Unit dBm



Title: 11G 6dB BANDWIDTH CH6  
Comment A: MiLan Technology Inc.  
Date: 5.MAY.2005 20:01:11



Delta 2 [T1]

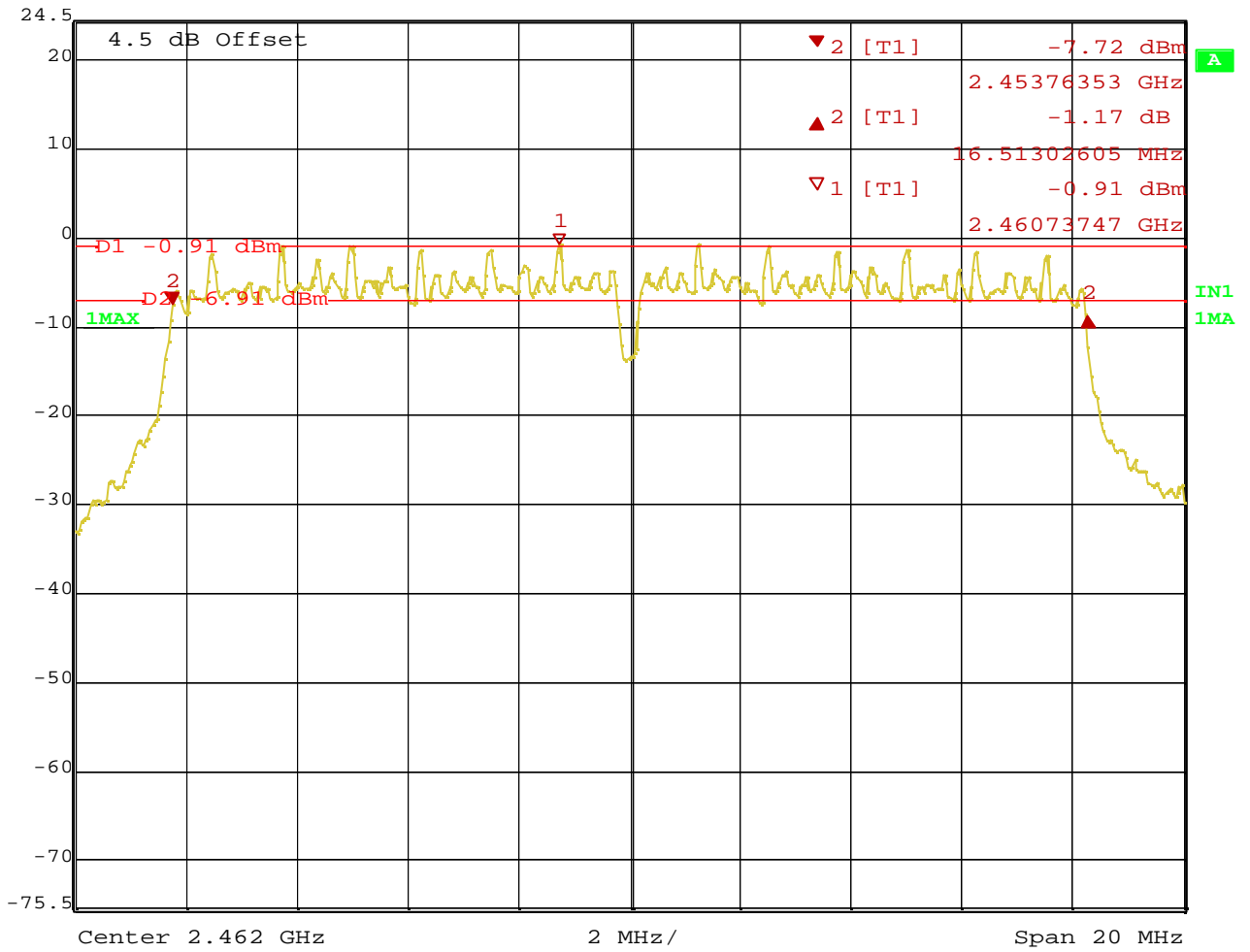
RBW 100 kHz RF Att 30 dB

Ref Lvl -1.17 dB

VBW 100 kHz

24.5 dBm 16.51302605 MHz

SWT 200 ms Unit dBm



Title: 11G 6dB BANDWIDTH CH11  
 Comment A: MiLan Technology Inc.  
 Date: 5.MAY.2005 19:52:47



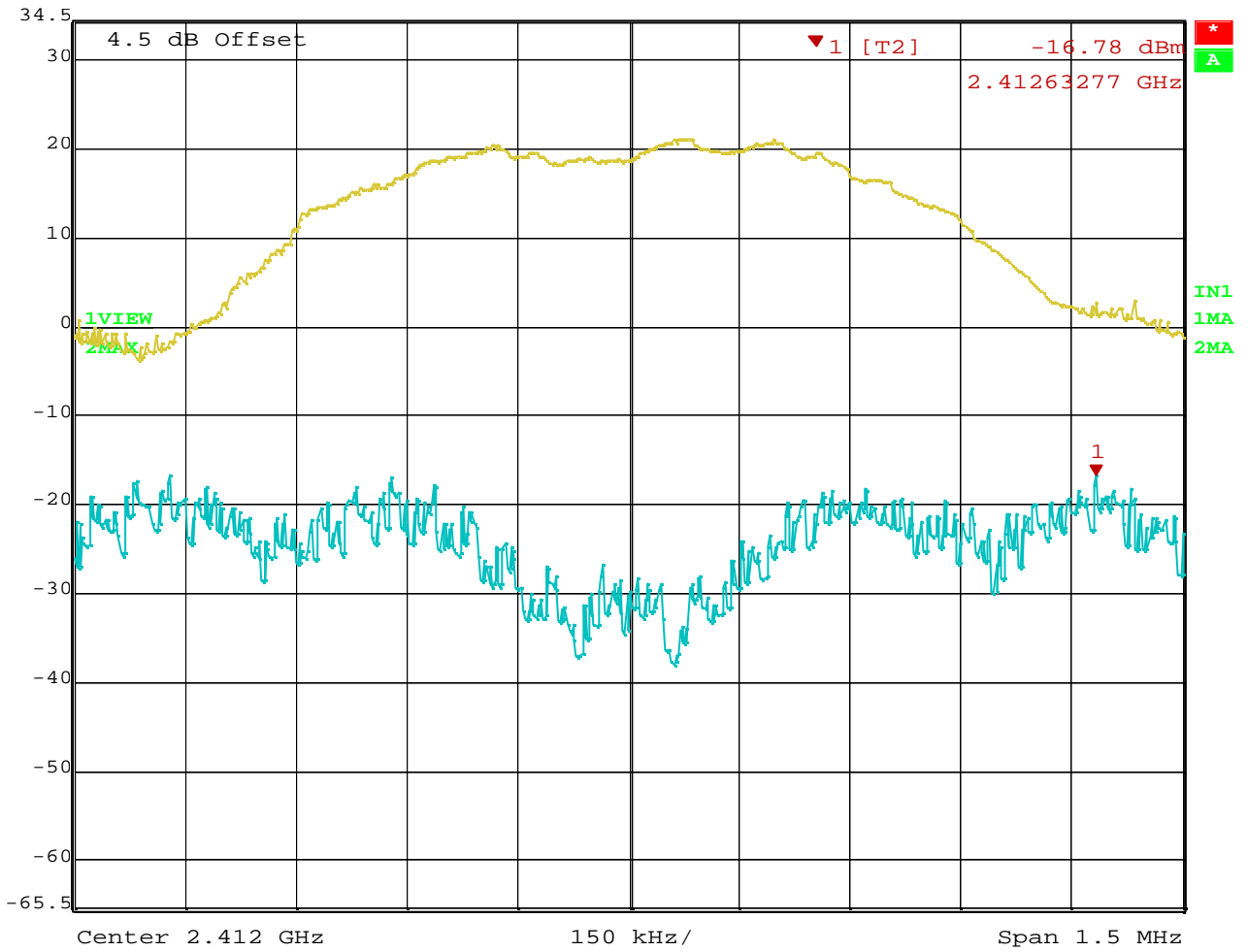
Registration number: W6M20504-5807-C-2  
FCC ID: S7S-MIL-W2332G

## Appendix E

### Peak Power Spectral Density



Marker 1 [T2] RBW 3 kHz RF Att 40 dB  
Ref Lvl -16.78 dBm VBW 100 kHz  
34.5 dBm 2.41263277 GHz SWT 500 s Unit dBm

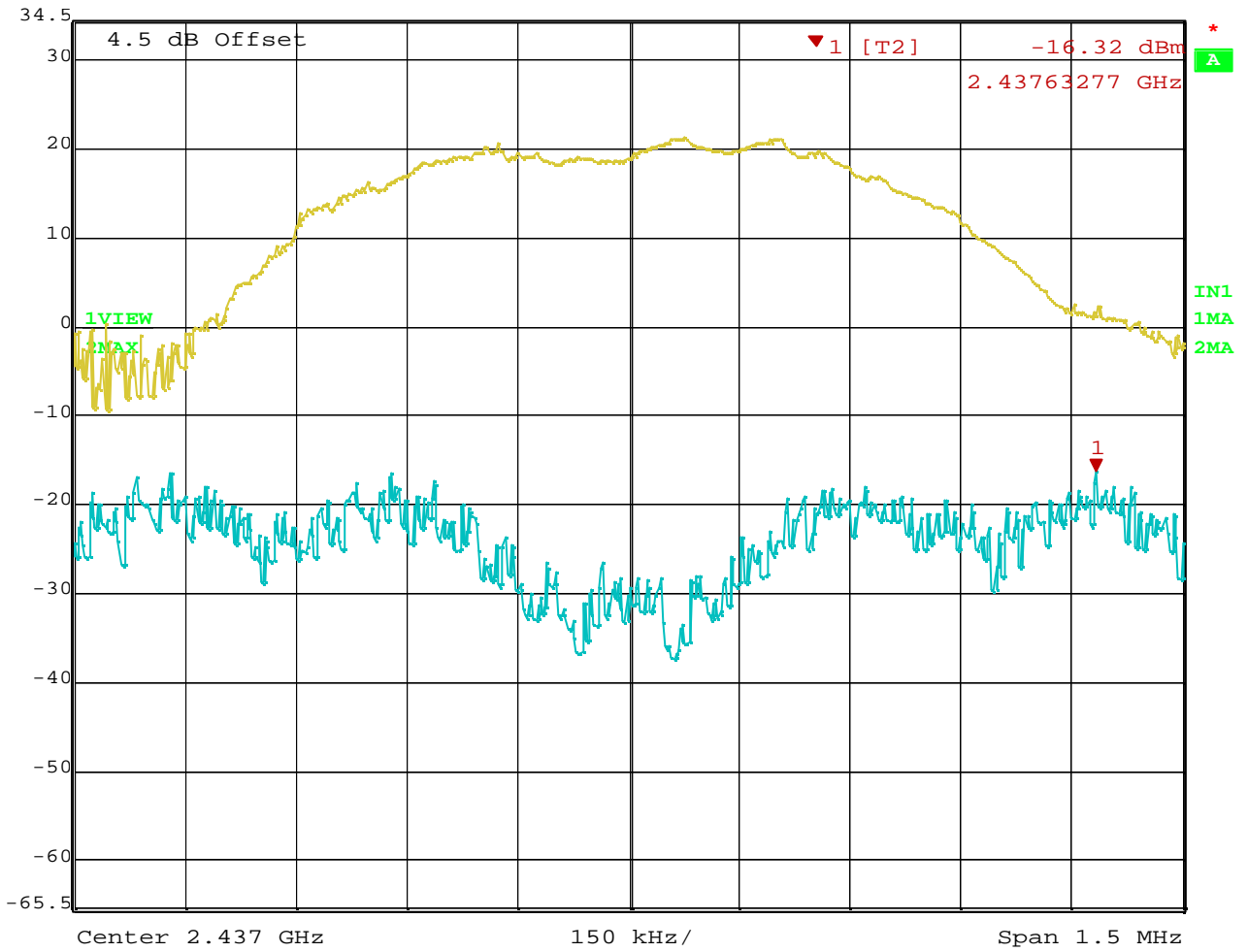


Title: 11G POWER DENSITY CH1  
Comment A: MiLan Technology Inc.  
Date: 3.MAY.2005 17:26:42





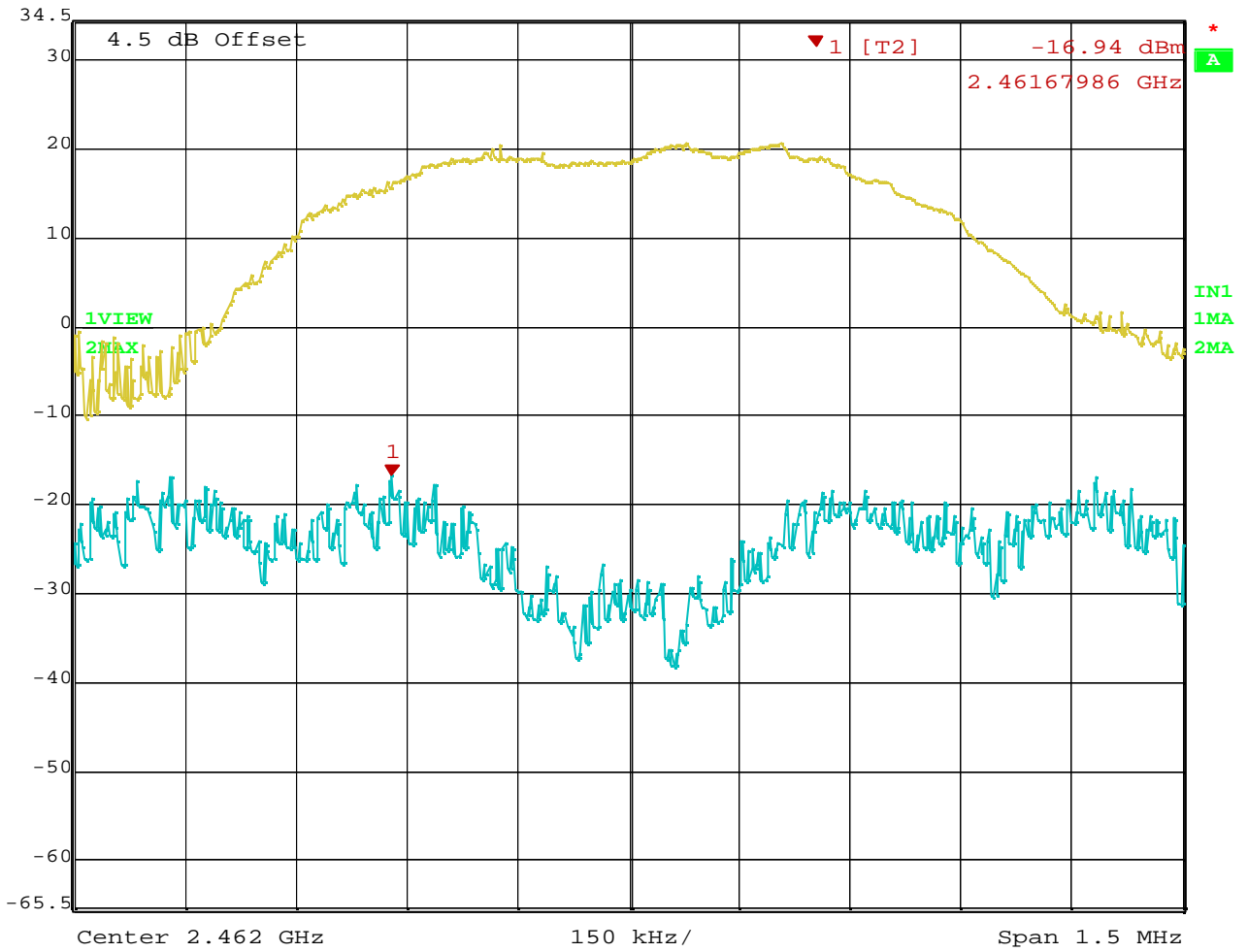
Ref Lvl 34.5 dBm  
Marker 1 [T2] 2.43763277 GHz  
RBW 3 kHz  
RF Att 40 dB  
VBW 100 kHz  
SWT 500 s  
Unit dBm



Title: 11G POWER DENSITY CH6  
Comment A: MiLan Technology Inc.  
Date: 3.MAY.2005 17:28:33



Marker 1 [T2] RBW 3 kHz RF Att 40 dB  
Ref Lvl -16.94 dBm VBW 100 kHz  
34.5 dBm 2.46167986 GHz SWT 500 s Unit dBm



Title: 11G POWER DENSITY CH11  
Comment A: MiLan Technology Inc.  
Date: 3.MAY.2005 17:30:00



Registration number: W6M20504-5807-C-2  
FCC ID: S7S-MIL-W2332G

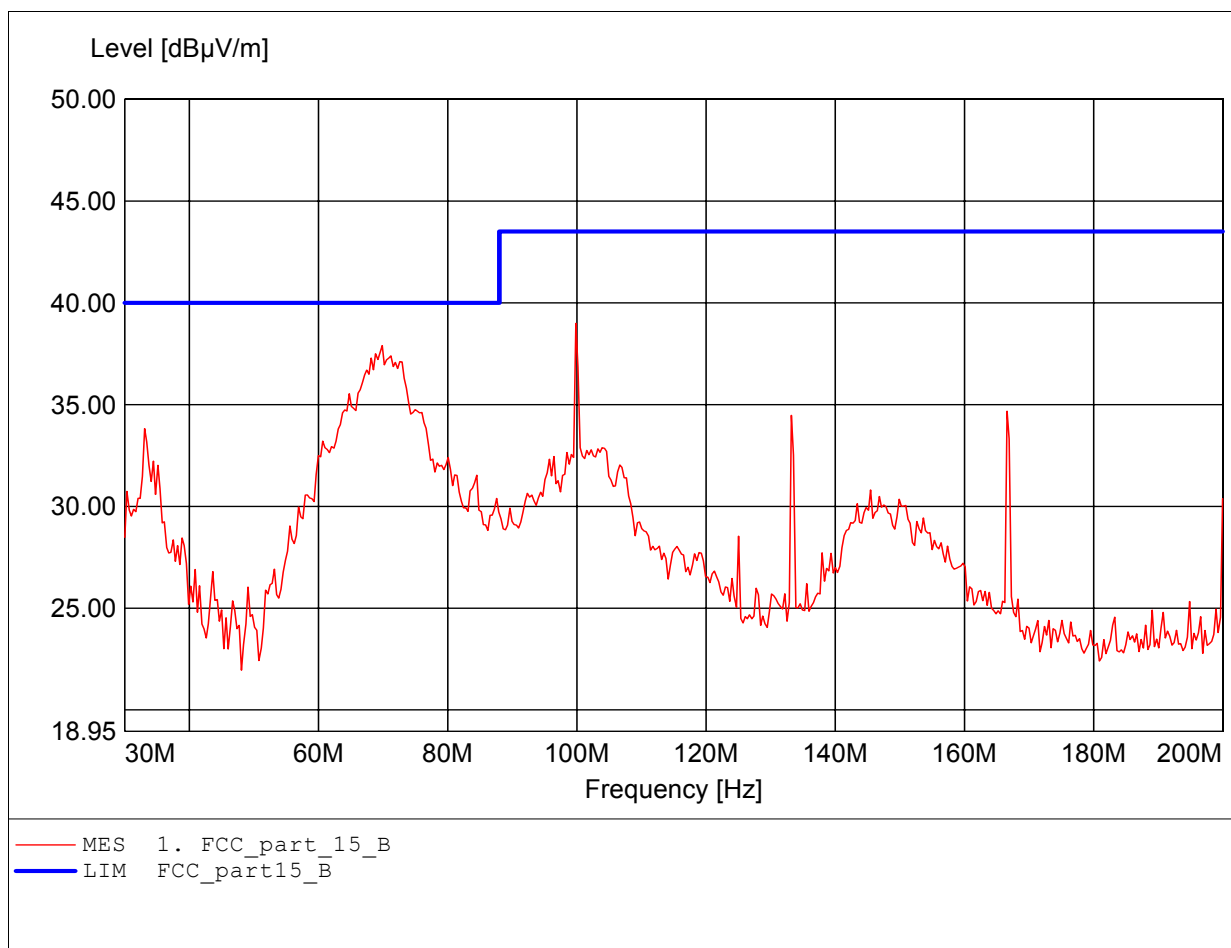
## Appendix F

### Radiated Emissions from Receiver Section of Transceiver

**Field Strength under normal conditions**

**FCC RULES PART 15, SUBPART B**

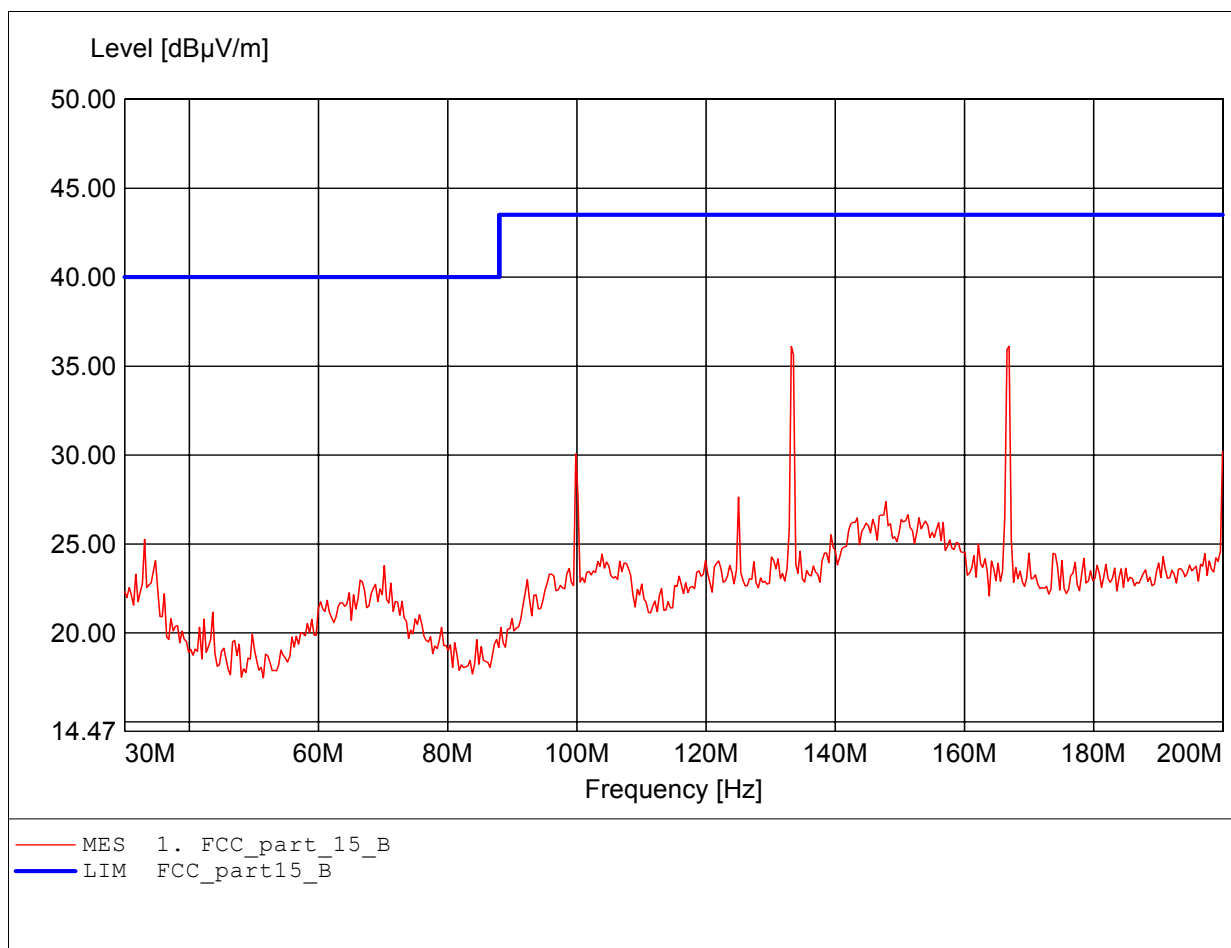
EUT: ShAirTM AccessG Pro Wireless AP/Bridge  
MODEL NO.: MIL-W2332G 802.11g CH 1  
Approval Holder: MiLan Technology Inc.  
Test Site / Operator: ETS / Orville Chang  
Temperature/Voltage: Temp.: 23°C/ Unom.: 120 VAC ( ac / dc Adaptor )  
Test Specification: according to subpart B  
Comment 1: Dist.: 3m, Ant.: HK 116  
Freq:99.840MHz Emax:38.99dBµV/m RBW: 100 kHz



**Field Strength under normal conditions**

**FCC RULES PART 15, SUBPART B**

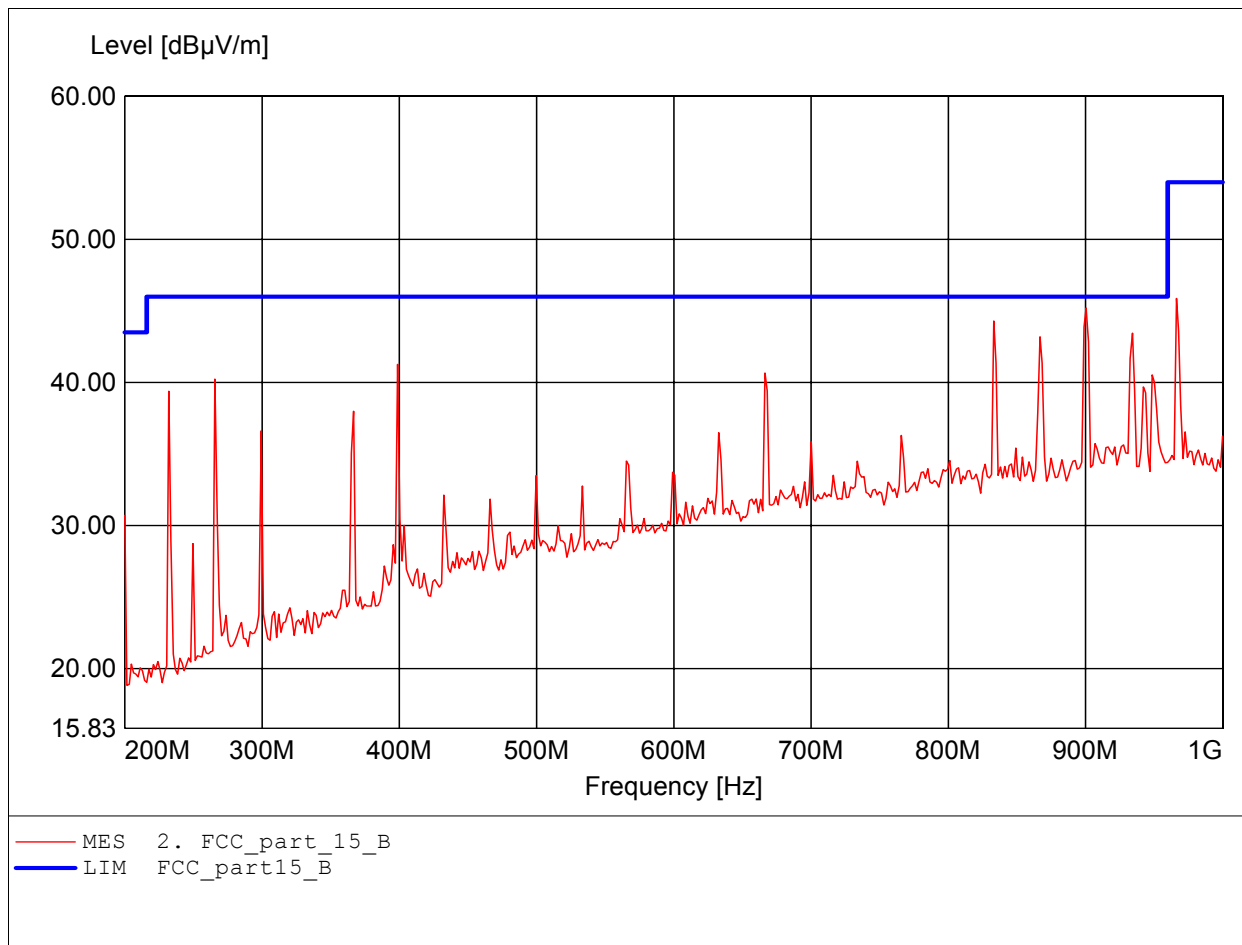
EUT: ShAirTM AccessG Pro Wireless AP/Bridge  
MODEL NO.: MIL-W2332G 802.11g CH 1  
Approval Holder: MiLan Technology Inc.  
Test Site / Operator: ETS / Orville Chang  
Temperature/Voltage: Temp.: 23°C/ Unom.: 120 VAC ( ac / dc Adaptor )  
Test Specification: according to subpart B  
Comment 1: Dist.: 3m, Ant.: HK 116  
Freq:166.954MHz Emax:36.11dBµV/m RBW: 100 kHz



# Field Strength under normal conditions

## FCC RULES PART 15, SUBPART B

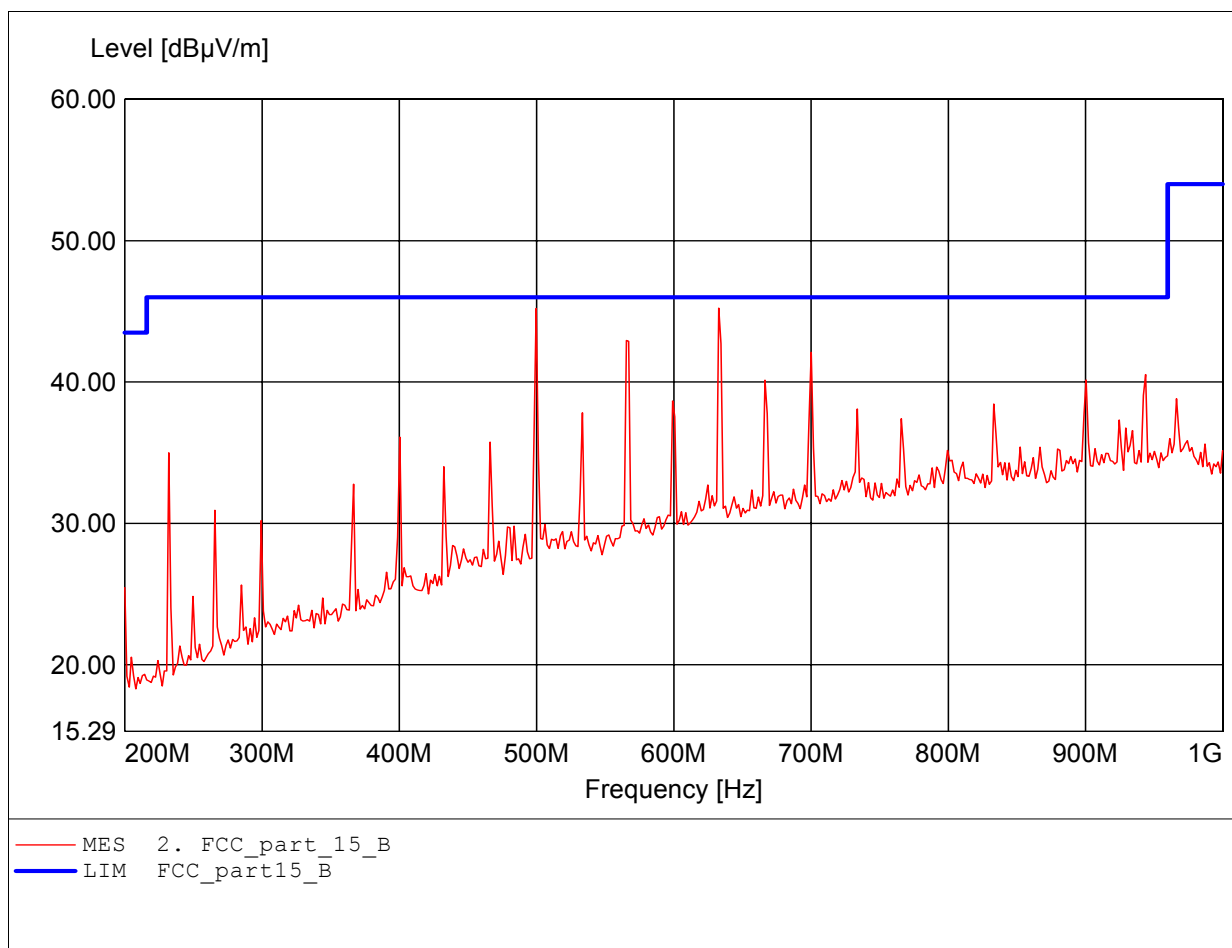
EUT: ShAirTM AccessG Pro Wireless AP/Bridge  
MODEL NO.: MIL-W2332G 802.11g CH 1  
Approval Holder: MiLan Technology Inc.  
Test Site / Operator: ETS / Orville Chang  
Temperature/Voltage: Temp.: 23°C/ Unom.: 120 VAC ( ac / dc Adaptor )  
Test Specification: according to subpart B  
Comment 1: Dist.: 3m, Ant.: HL 223, ampl.  
Freq:966.333MHz Emax:45.88dBμV/m RBW: 100 kHz



**Field Strength under normal conditions**

**FCC RULES PART 15, SUBPART B**

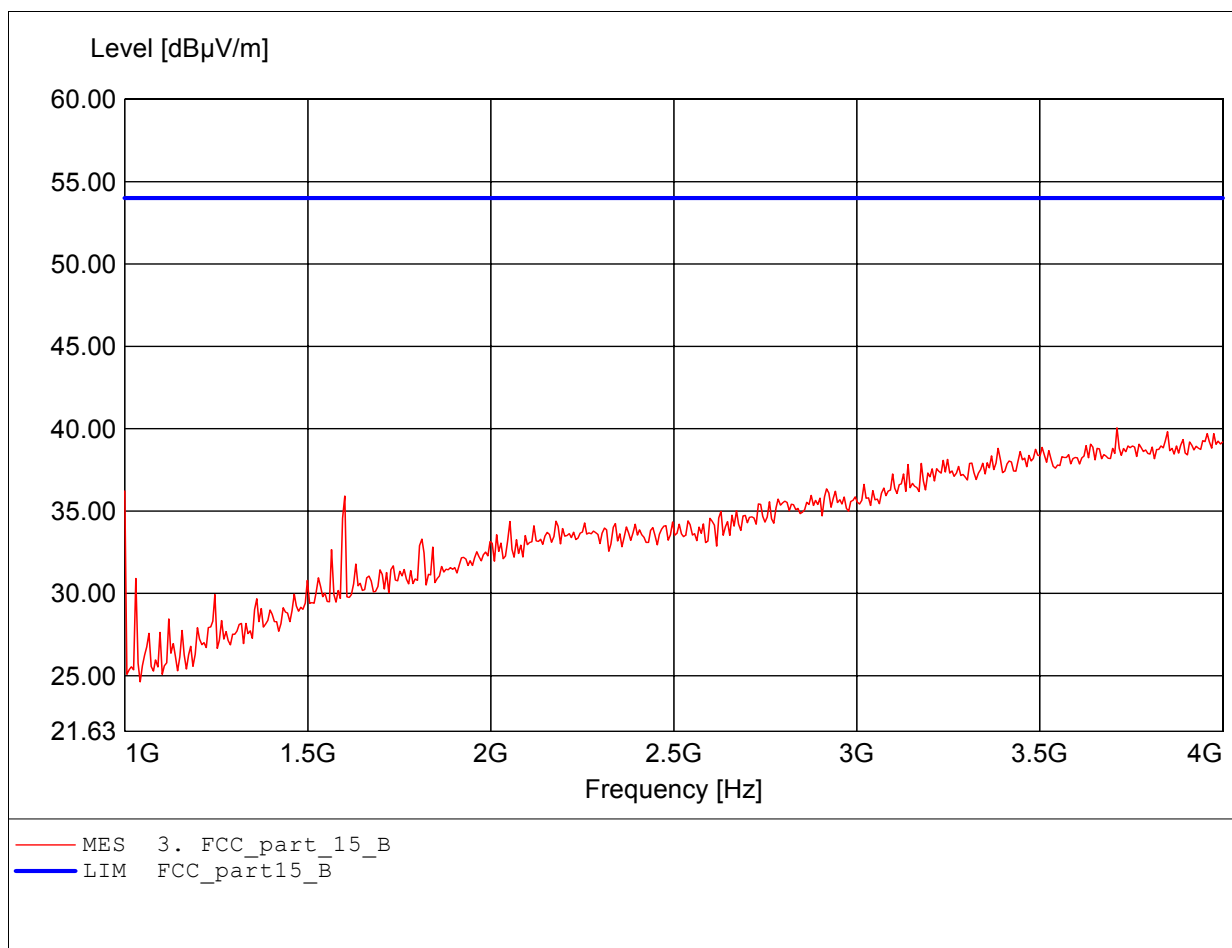
EUT: ShAir™ AccessG Pro Wireless AP/Bridge  
MODEL NO.: MIL-W2332G 802.11g CH 1  
Approval Holder: MiLan Technology Inc.  
Test Site / Operator: ETS / Orville Chang  
Temperature/Voltage: Temp.: 23°C/ Unom.: 120 VAC ( ac / dc Adaptor )  
Test Specification: according to subpart B  
Comment 1: Dist.: 3m, Ant.: HL 223, ampl.  
Freq:632.866MHz Emax:45.23dBµV/m RBW: 100 kHz



**Field Strength under normal conditions**

**FCC RULES PART 15, SUBPART B**

EUT: ShAirTM AccessG Pro Wireless AP/Bridge  
MODEL NO.: MIL-W2332G 802.11g CH 1  
Approval Holder: MiLan Technology Inc.  
Test Site / Operator: ETS / Orville Chang  
Temperature/Voltage: Temp.: 23°C/ Unom.: 120 VAC ( ac / dc Adaptor )  
Test Specification: according to subpart B  
Comment 1: Dist.: 3m, Ant.: HL25, ampl.  
Freq:3.711GHz Emax:40.05dBμV/m RBW: 1 MHz

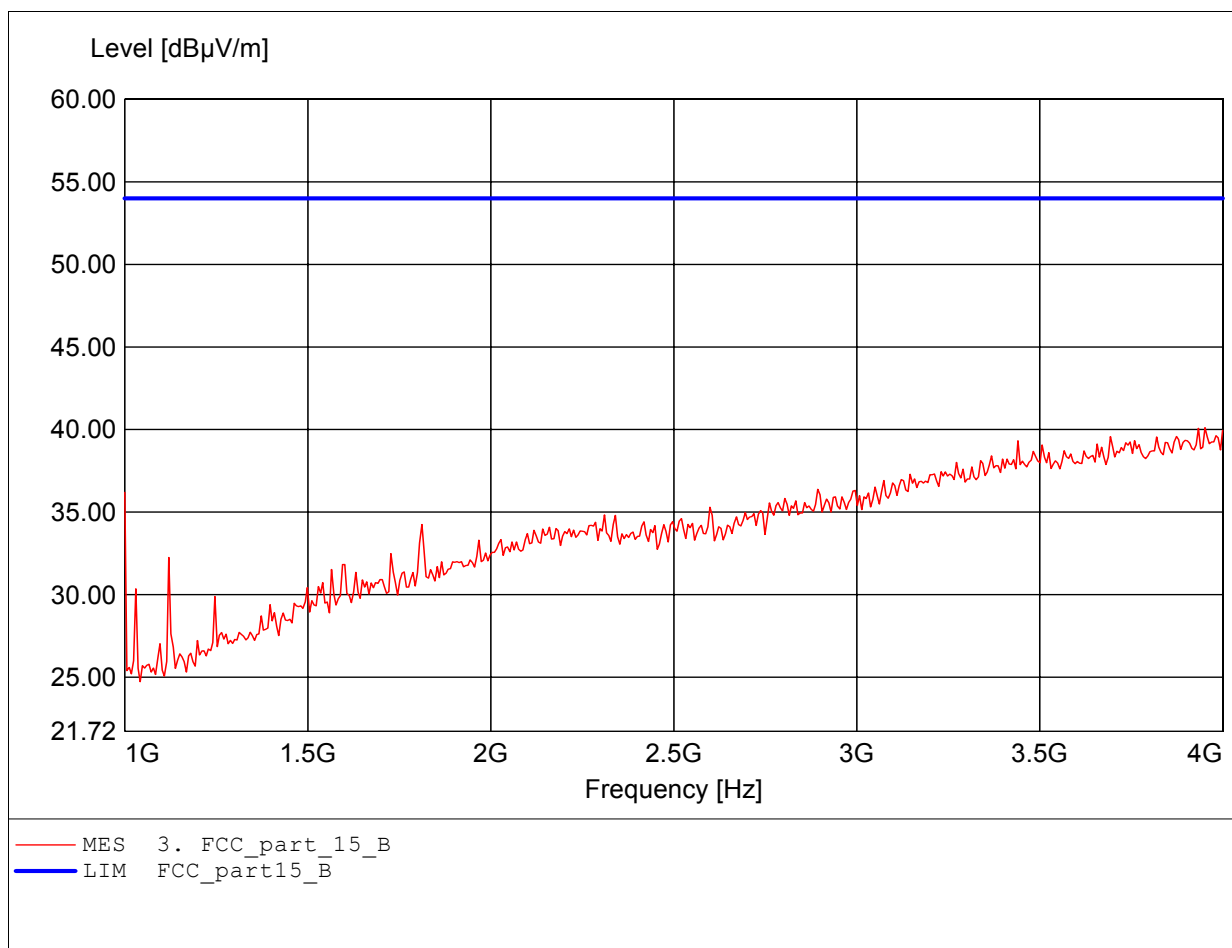




**Field Strength under normal conditions**

**FCC RULES PART 15, SUBPART B**

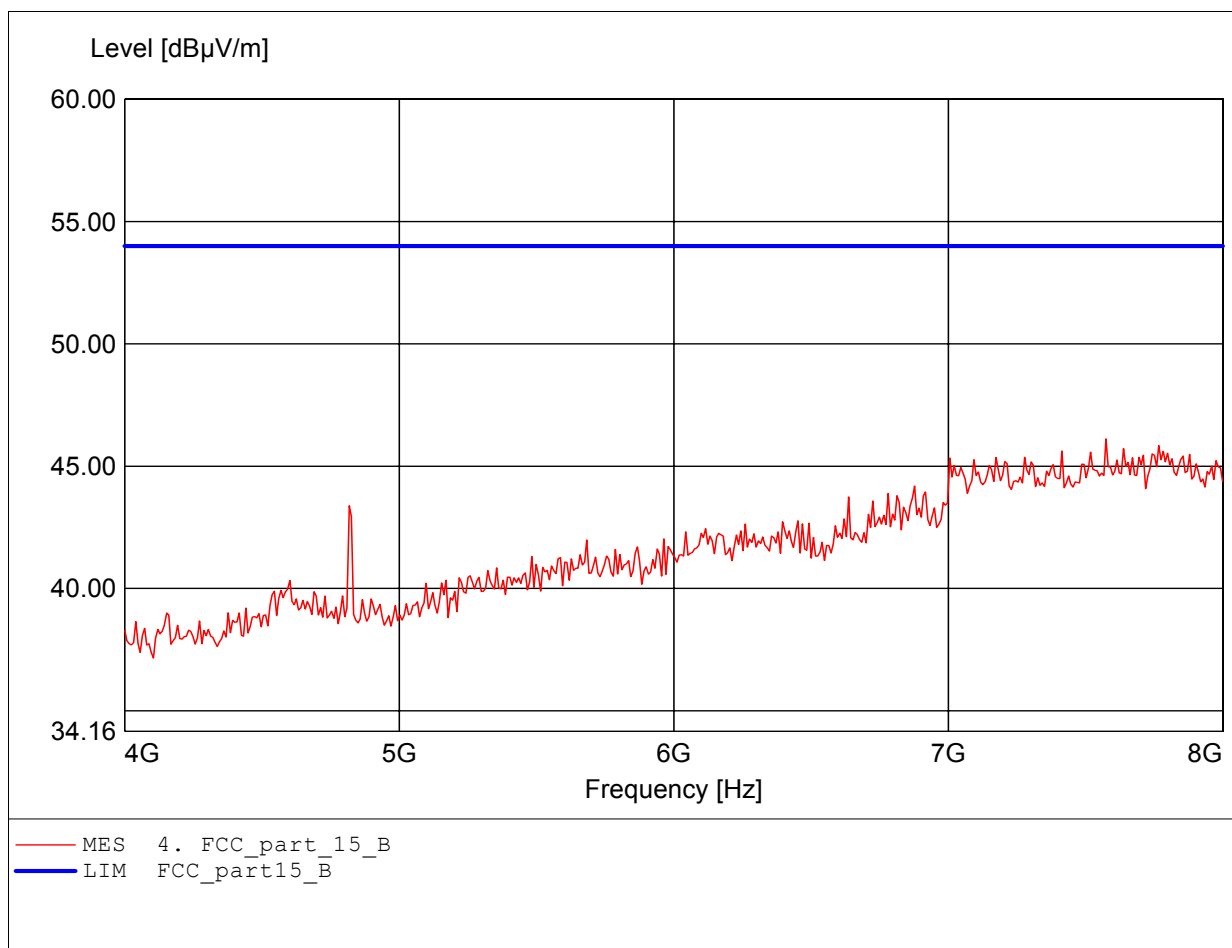
EUT: ShAirTM AccessG Pro Wireless AP/Bridge  
MODEL NO.: MIL-W2332G 802.11g CH 1  
Approval Holder: MiLan Technology Inc.  
Test Site / Operator: ETS / Orville Chang  
Temperature/Voltage: Temp.: 23°C/ Unom.: 120 VAC ( ac / dc Adaptor )  
Test Specification: according to subpart B  
Comment 1: Dist.: 3m, Ant.: HL25, ampl.  
Freq:3.952GHz Emax:40.11dBμV/m RBW: 1 MHz



**Field Strength under normal conditions**

**FCC RULES PART 15, SUBPART B**

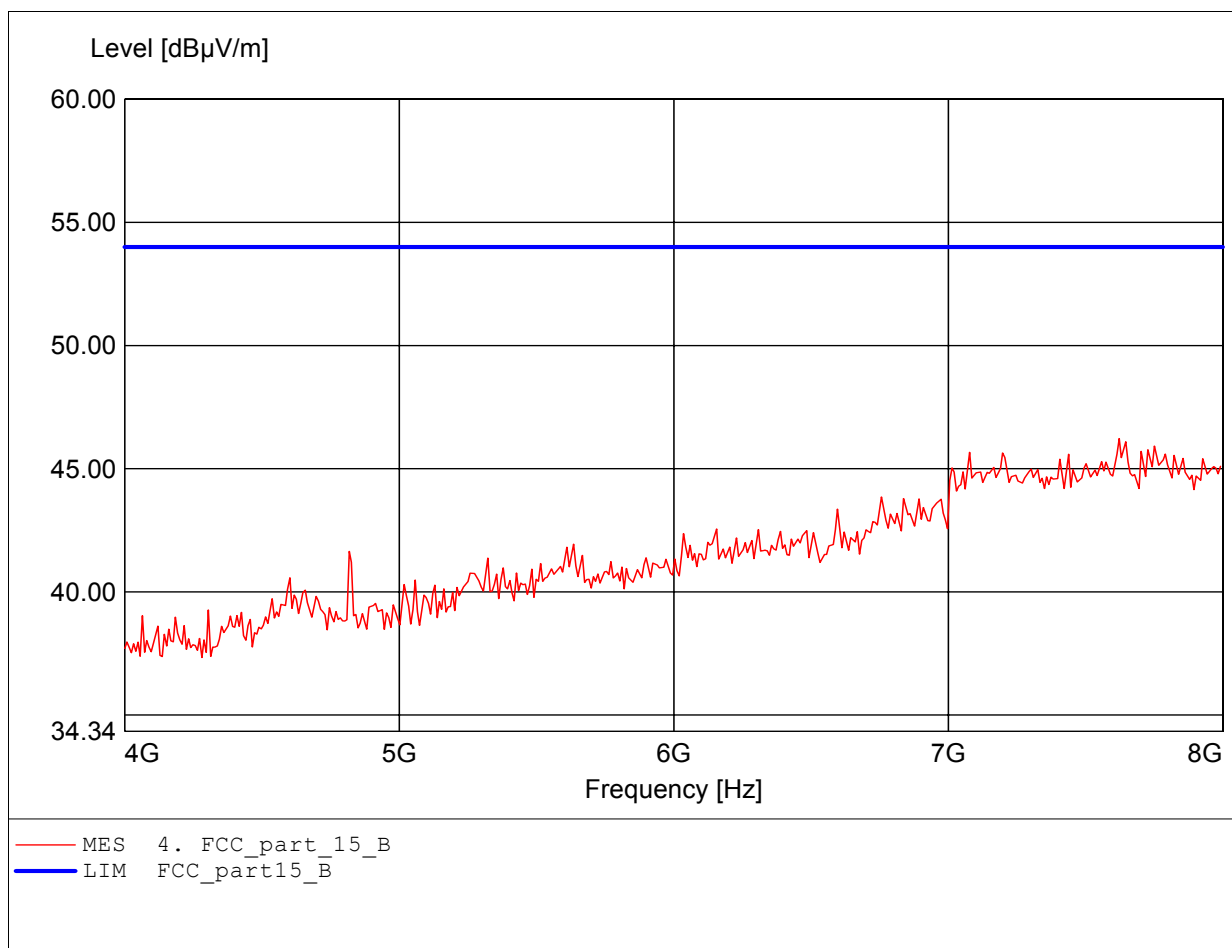
EUT: ShAirTM AccessG Pro Wireless AP/Bridge  
MODEL NO.: MIL-W2332G 802.11g CH 1  
Approval Holder: MiLan Technology Inc.  
Test Site / Operator: ETS / Orville Chang  
Temperature/Voltage: Temp.: 23°C/ Unom.: 120 VAC ( ac / dc Adaptor )  
Test Specification: according to subpart B  
Comment 1: Dist.: 3m, Ant.: HL25, ampl.  
Freq:7.575GHz Emax:46.11dBμV/m RBW: 1 MHz



**Field Strength under normal conditions**

**FCC RULES PART 15, SUBPART B**

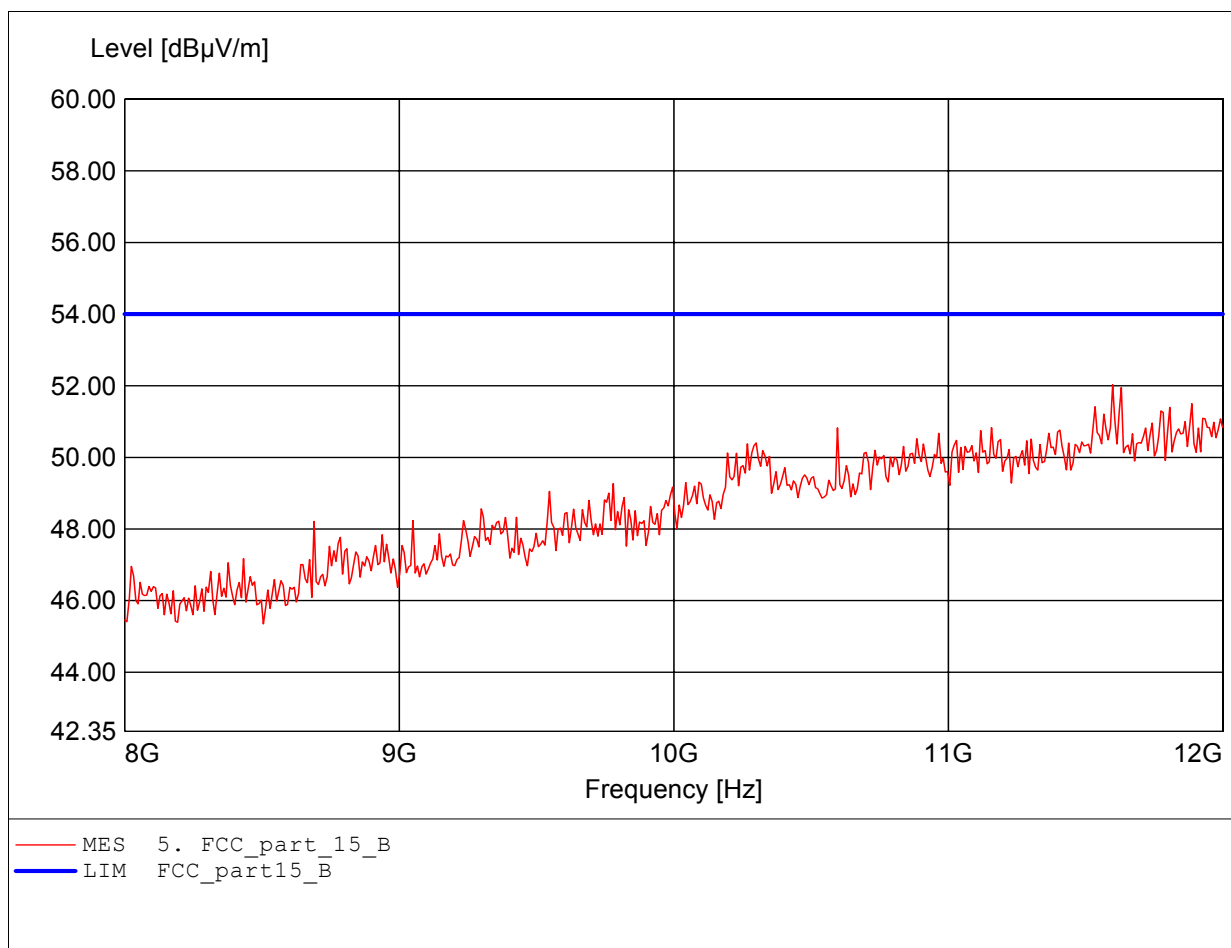
EUT: ShAirTM AccessG Pro Wireless AP/Bridge  
MODEL NO.: MIL-W2332G 802.11g CH 1  
Approval Holder: MiLan Technology Inc.  
Test Site / Operator: ETS / Orville Chang  
Temperature/Voltage: Temp.: 23°C/ Unom.: 120 VAC ( ac / dc Adaptor )  
Test Specification: according to subpart B  
Comment 1: Dist.: 3m, Ant.: HL25, ampl.  
Freq:7.623GHz Emax:46.23dBμV/m RBW: 1 MHz



**Field Strength under normal conditions**

**FCC RULES PART 15, SUBPART B**

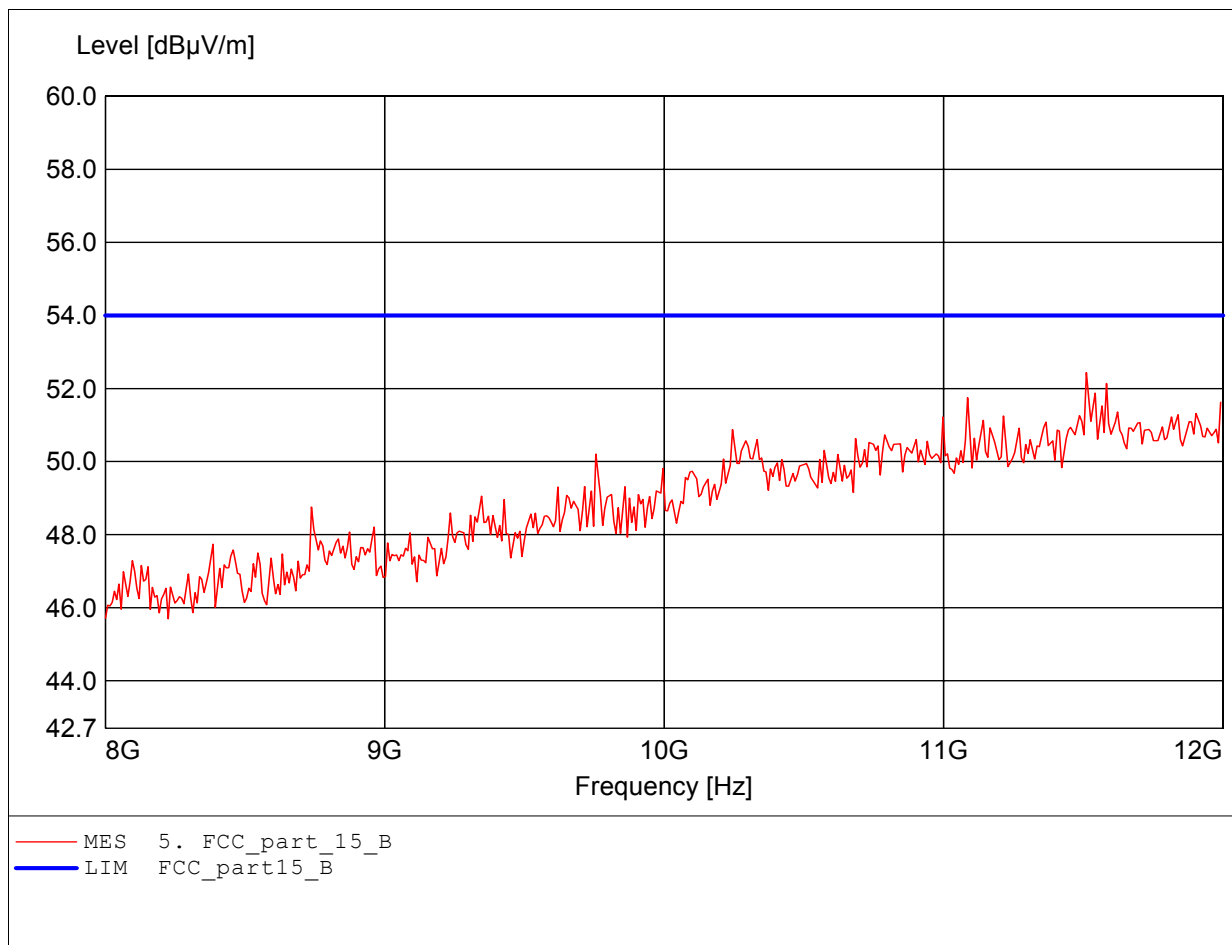
EUT: ShAirTM AccessG Pro Wireless AP/Bridge  
MODEL NO.: MIL-W2332G 802.11g CH 1  
Approval Holder: MiLan Technology Inc.  
Test Site / Operator: ETS / Orville Chang  
Temperature/Voltage: Temp.: 23°C/ Unom.: 120 VAC ( ac / dc Adaptor )  
Test Specification: according to subpart B  
Comment 1: Dist.: 3m, Ant.: HL25, ampl.  
Freq:11.599GHz Emax:52.03dBµV/m RBW: 1 MHz



**Field Strength under normal conditions**

**FCC RULES PART 15, SUBPART B**

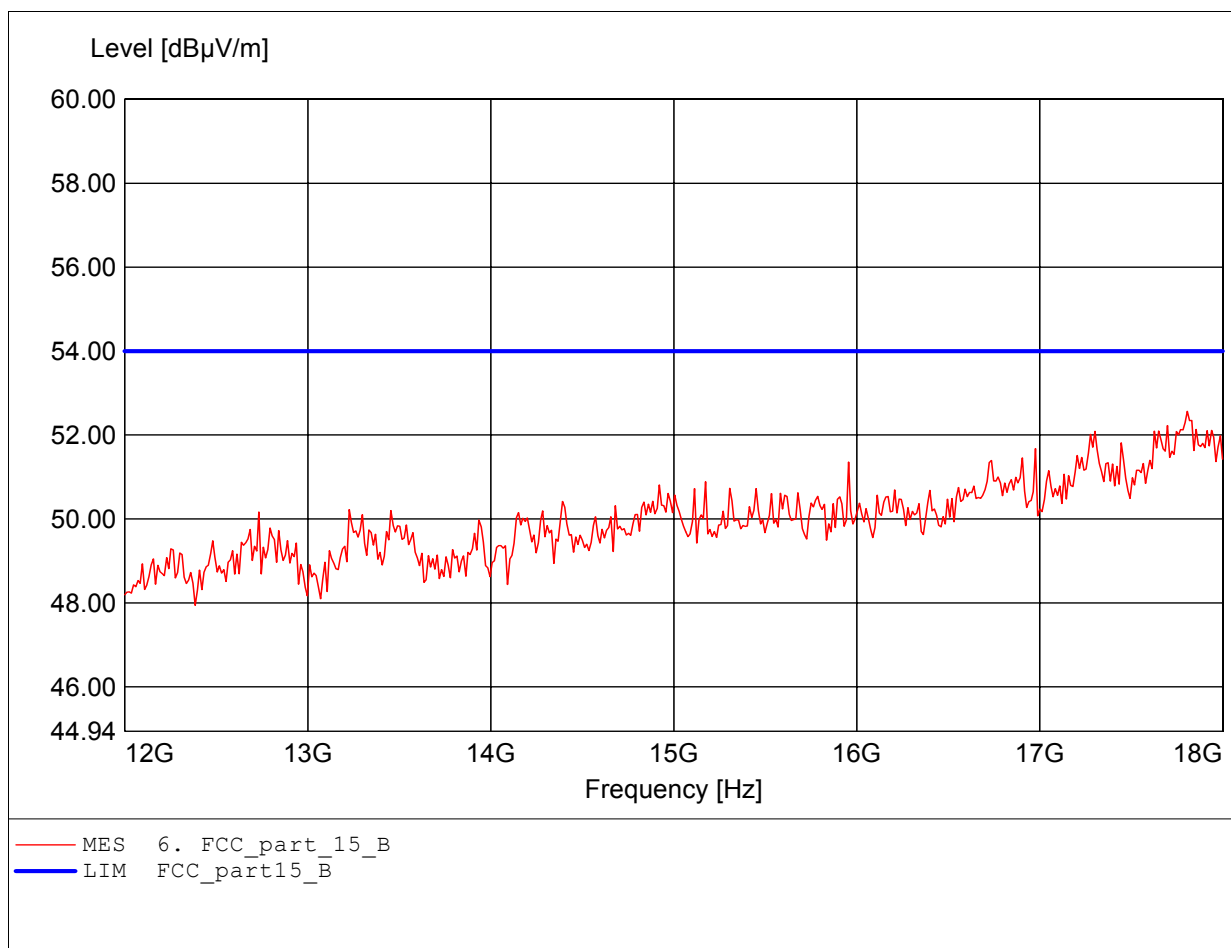
EUT: ShAirTM AccessG Pro Wireless AP/Bridge  
MODEL NO.: MIL-W2332G 802.11g CH 1  
Approval Holder: MiLan Technology Inc.  
Test Site / Operator: ETS / Orville Chang  
Temperature/Voltage: Temp.: 23°C/ Unom.: 120 VAC ( ac / dc Adaptor )  
Test Specification: according to subpart B  
Comment 1: Dist.: 3m, Ant.: HL25, ampl.  
Freq:11.511GHz Emax:52.44dBμV/m RBW: 1 MHz



**Field Strength under normal conditions**

**FCC RULES PART 15, SUBPART B**

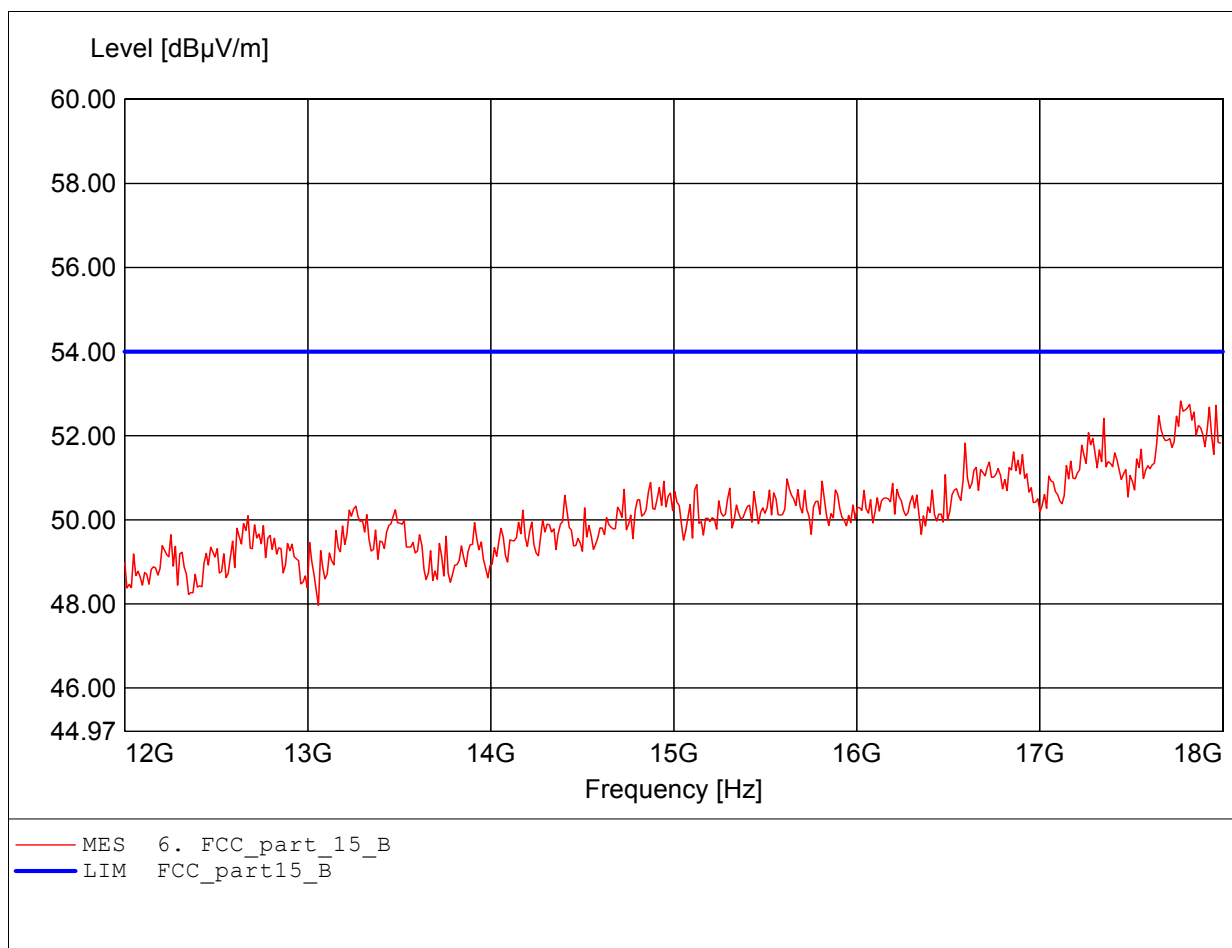
EUT: ShAirTM AccessG Pro Wireless AP/Bridge  
MODEL NO.: MIL-W2332G 802.11g CH 1  
Approval Holder: MiLan Technology Inc.  
Test Site / Operator: ETS / Orville Chang  
Temperature/Voltage: Temp.: 23°C/ Unom.: 120 VAC ( ac / dc Adaptor )  
Test Specification: according to subpart B  
Comment 1: Dist.: 3m, Ant.: HL25, ampl.  
Freq:17.808GHz Emax:52.56dBµV/m RBW: 1 MHz



**Field Strength under normal conditions**

**FCC RULES PART 15, SUBPART B**

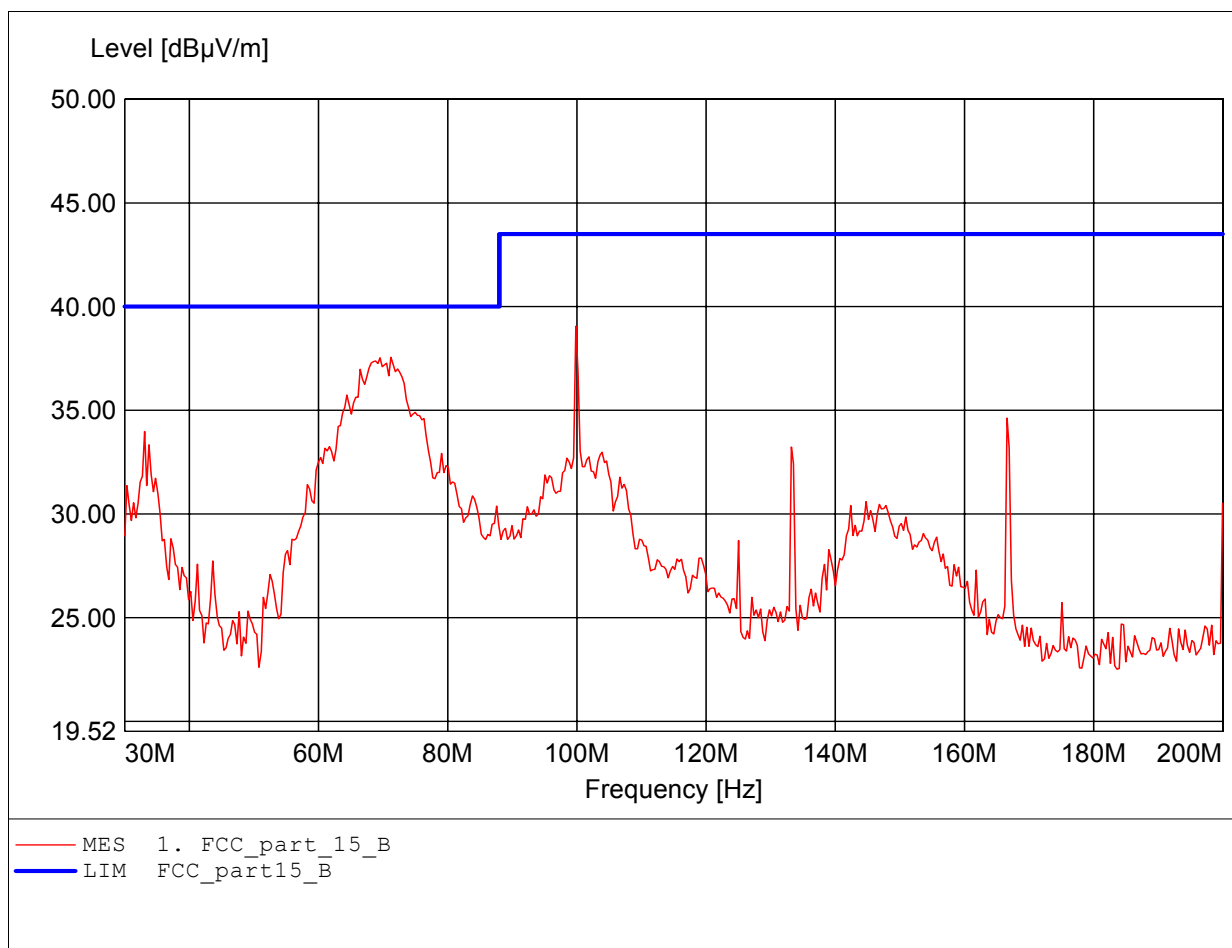
EUT: ShAirTM AccessG Pro Wireless AP/Bridge  
MODEL NO.: MIL-W2332G 802.11g CH 1  
Approval Holder: MiLan Technology Inc.  
Test Site / Operator: ETS / Orville Chang  
Temperature/Voltage: Temp.: 23°C/ Unom.: 120 VAC ( ac / dc Adaptor )  
Test Specification: according to subpart B  
Comment 1: Dist.: 3m, Ant.: HL25, ampl.  
Freq:17.772GHz Emax:52.82dBµV/m RBW: 1 MHz



**Field Strength under normal conditions**

**FCC RULES PART 15, SUBPART B**

EUT: ShAir™ AccessG Pro Wireless AP/Bridge  
MODEL NO.: MIL-W2332G 802.11g CH 6  
Approval Holder: Milan Technology Inc.  
Test Site / Operator: ETS / Orville Chang  
Temperature/Voltage: Temp.: 23°C/ Unom.: 120 VAC ( ac / dc Adaptor )  
Test Specification: according to subpart B  
Comment 1: Dist.: 3m, Ant.: HK 116  
Freq:99.840MHz Emax:39.06dBµV/m RBW: 100 kHz

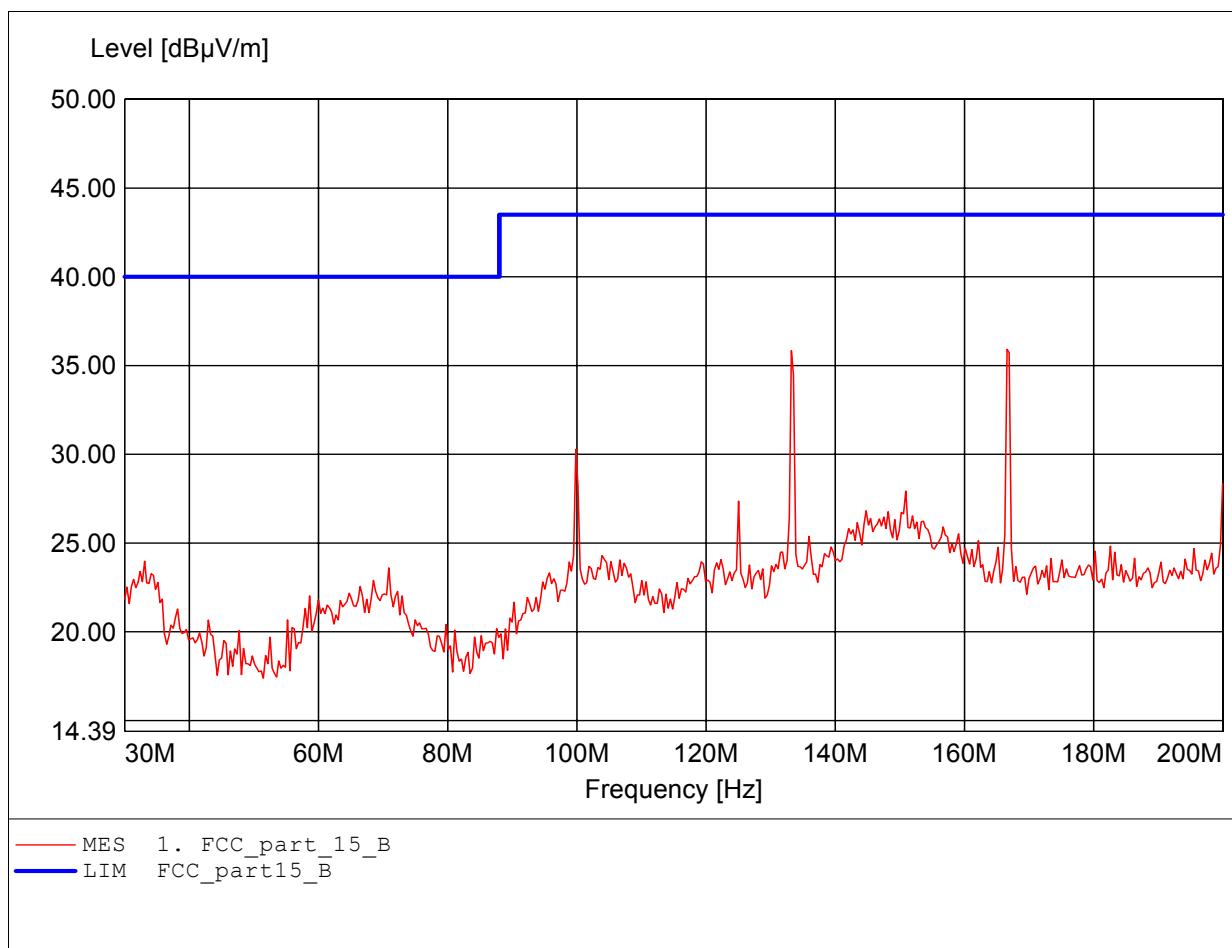




**Field Strength under normal conditions**

**FCC RULES PART 15, SUBPART B**

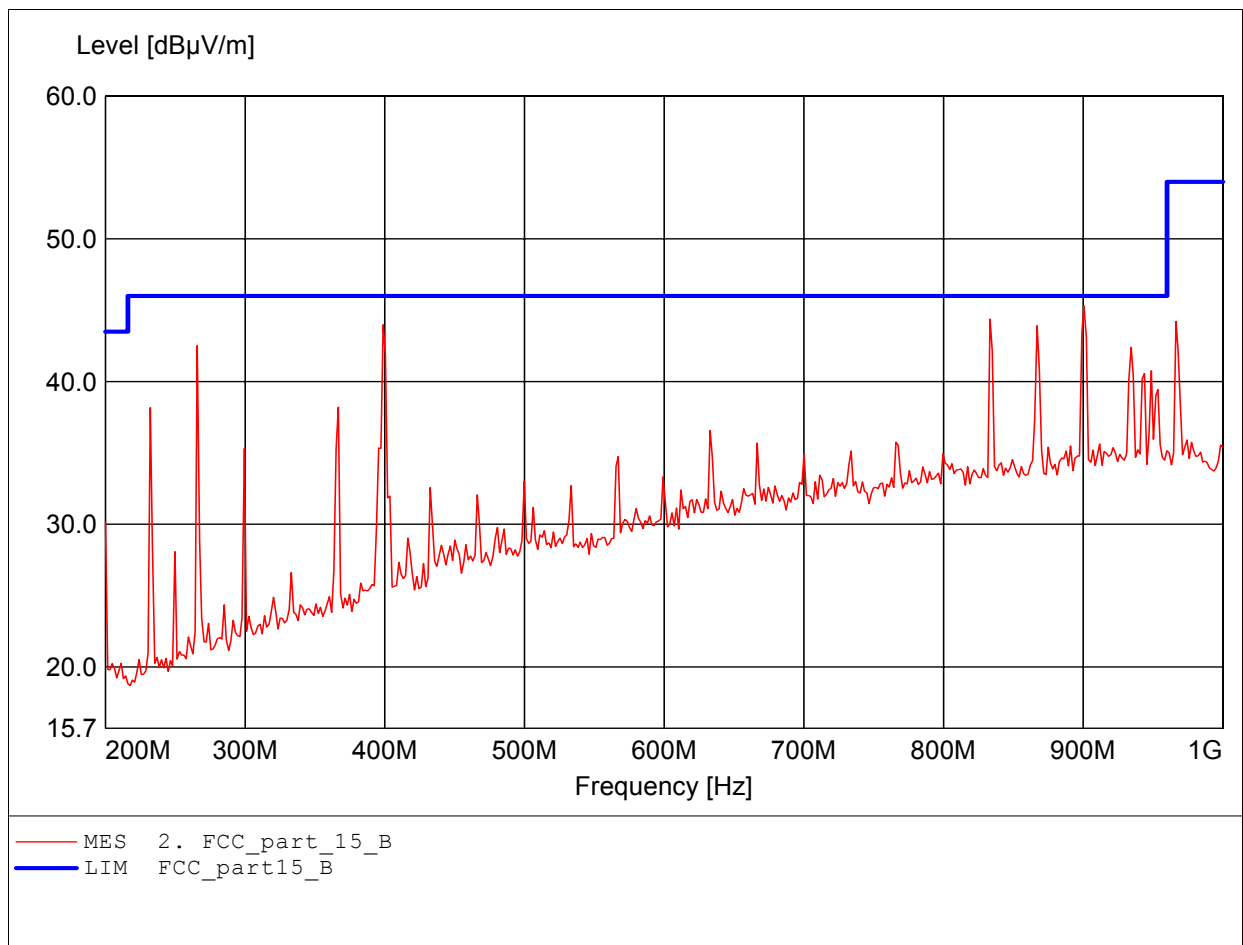
EUT: ShAir™ AccessG Pro Wireless AP/Bridge  
MODEL NO.: MIL-W2332G 802.11g CH 6  
Approval Holder: Milan Technology Inc.  
Test Site / Operator: ETS / Orville Chang  
Temperature/Voltage: Temp.: 23°C/ Unom.: 120 VAC ( ac / dc Adaptor )  
Test Specification: according to subpart B  
Comment 1: Dist.: 3m, Ant.: HK 116  
Freq:166.613MHz Emax:35.91dBµV/m RBW: 100 kHz



**Field Strength under normal conditions**

**FCC RULES PART 15, SUBPART B**

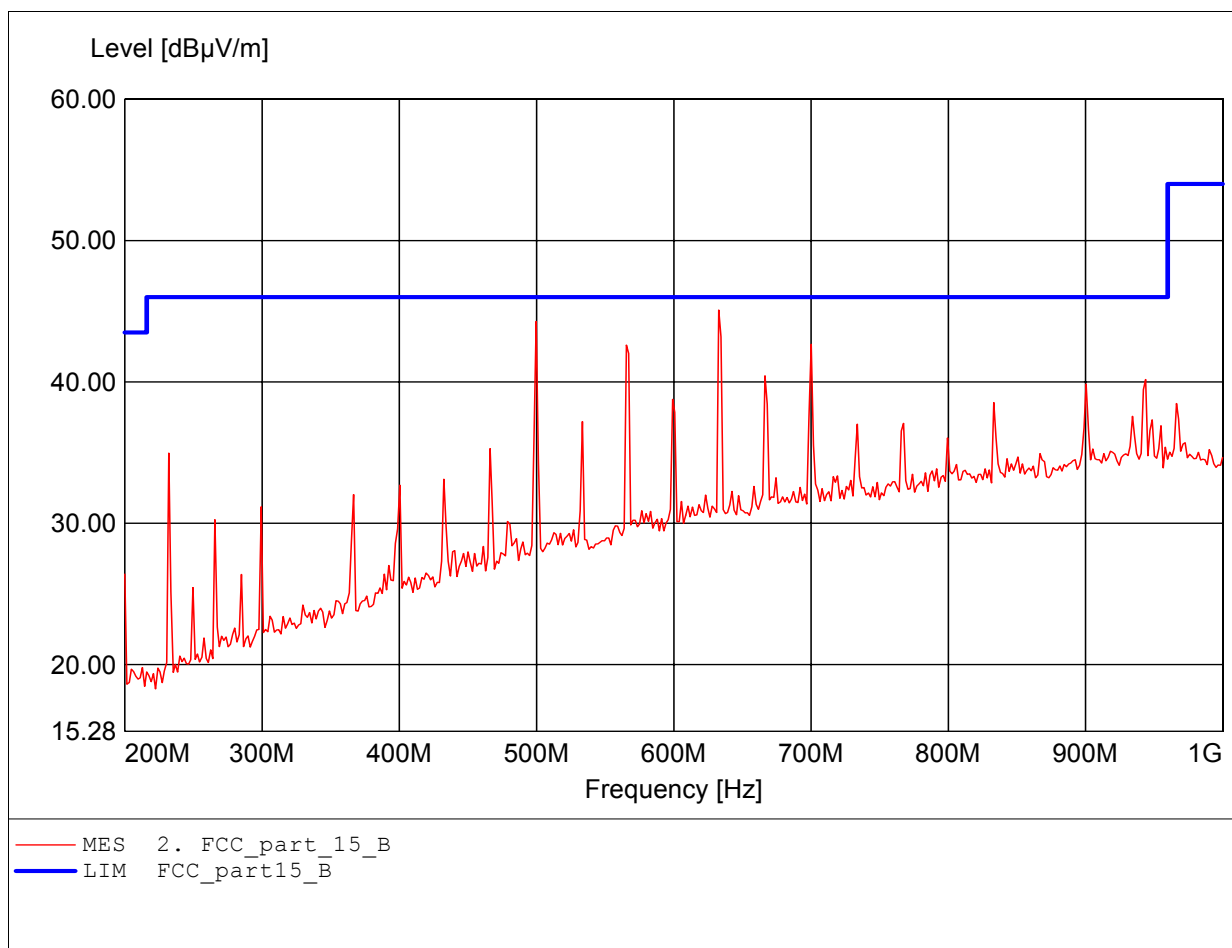
EUT: ShAir™ AccessG Pro Wireless AP/Bridge  
MODEL NO.: MIL-W2332G 802.11g CH 6  
Approval Holder: MiLan Technology Inc.  
Test Site / Operator: ETS / Orville Chang  
Temperature/Voltage: Temp.: 23°C/ Unom.: 120 VAC ( ac / dc Adaptor )  
Test Specification: according to subpart B  
Comment 1: Dist.: 3m, Ant.: HL 223, ampl.  
Freq:900.601MHz Emax:45.31dBµV/m RBW: 100 kHz



**Field Strength under normal conditions**

**FCC RULES PART 15, SUBPART B**

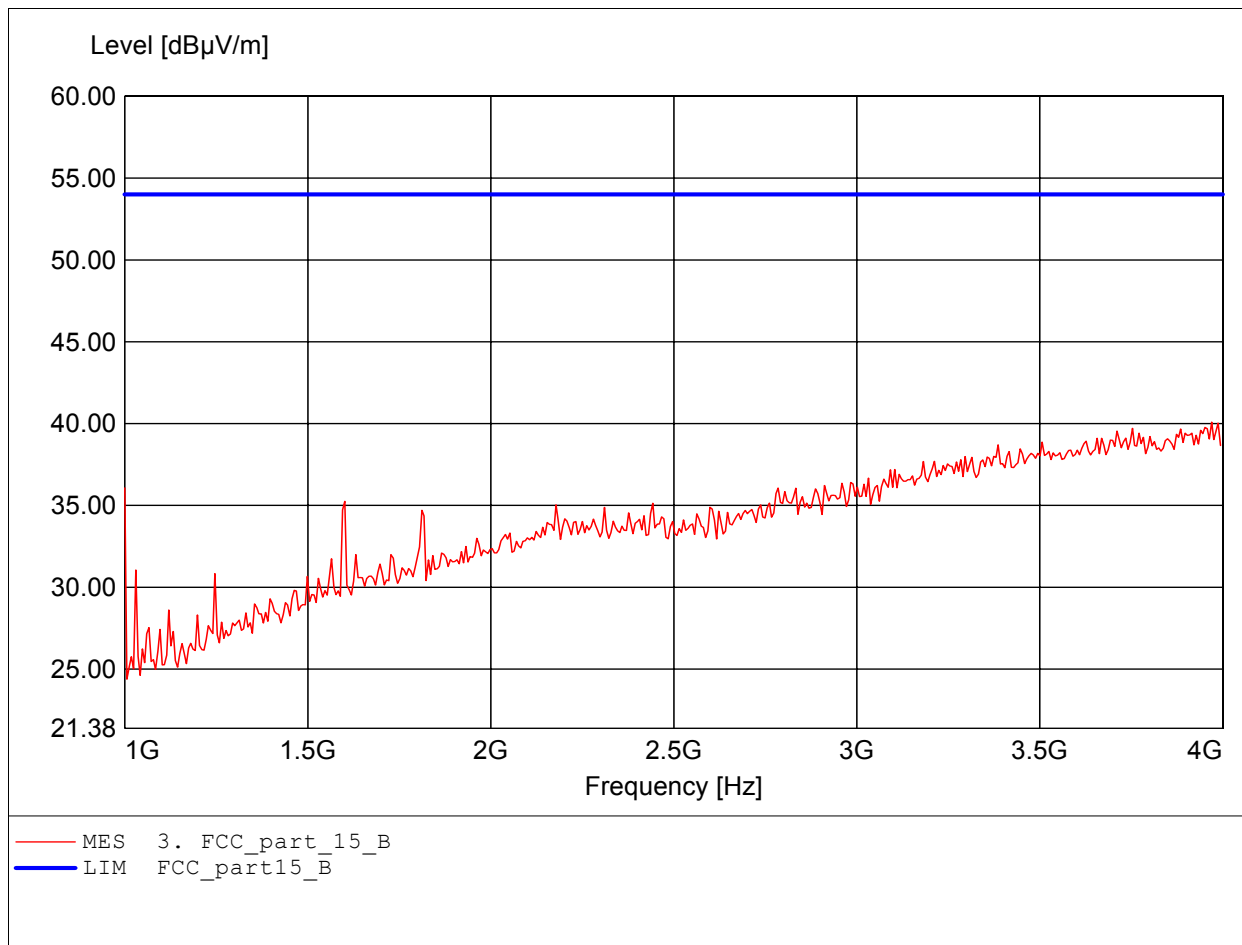
EUT: ShAir™ AccessG Pro Wireless AP/Bridge  
MODEL NO.: MIL-W2332G 802.11g CH 6  
Approval Holder: MiLan Technology Inc.  
Test Site / Operator: ETS / Orville Chang  
Temperature/Voltage: Temp.: 23°C/ Unom.: 120 VAC ( ac / dc Adaptor )  
Test Specification: according to subpart B  
Comment 1: Dist.: 3m, Ant.: HL 223, ampl.  
Freq:632.866MHz Emax:45.09dBμV/m RBW: 100 kHz



# Field Strength under normal conditions

## FCC RULES PART 15, SUBPART B

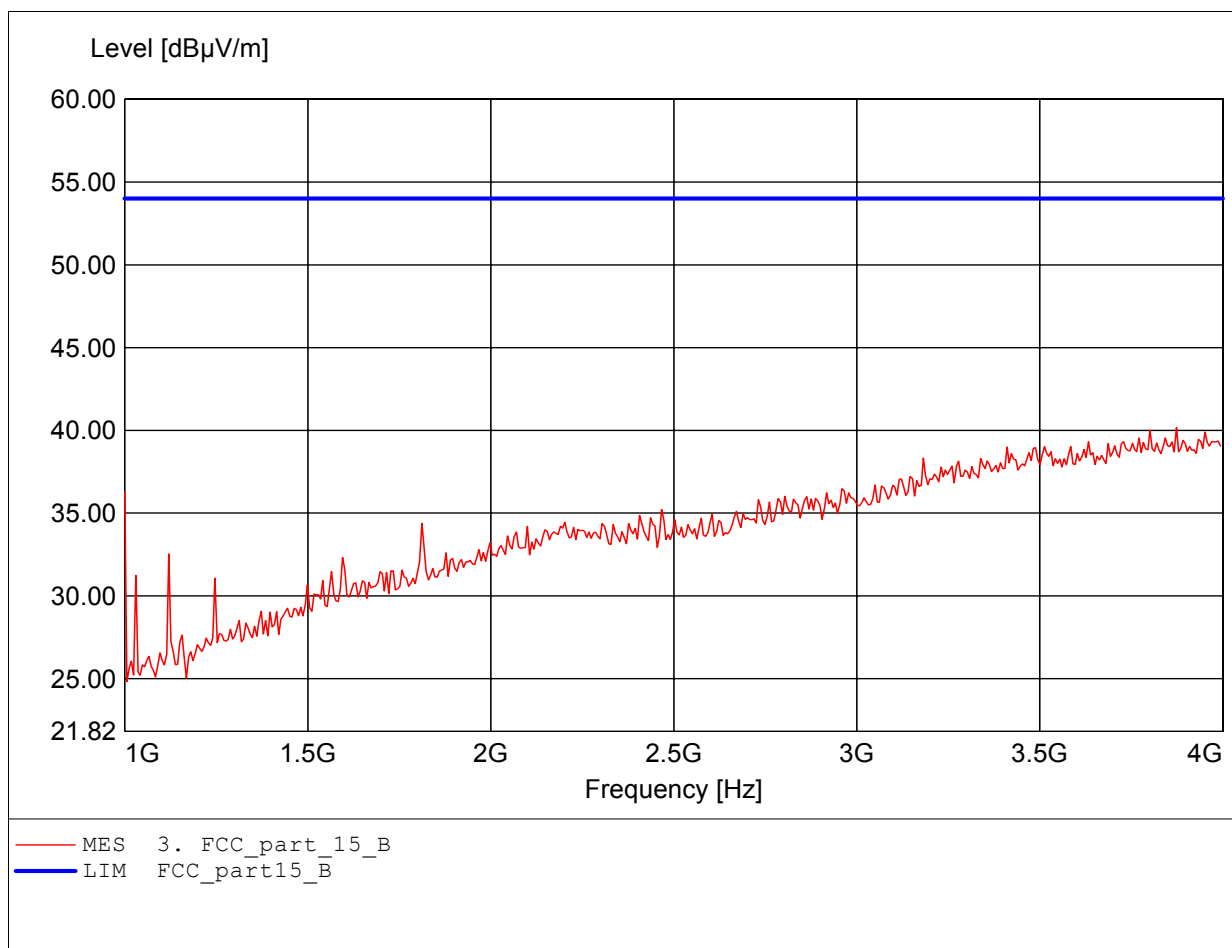
EUT: ShAirTM AccessG Pro Wireless AP/Bridge  
MODEL NO.: MIL-W2332G 802.11g CH 6  
Approval Holder: MiLan Technology Inc.  
Test Site / Operator: ETS / Orville Chang  
Temperature/Voltage: Temp.: 23°C/ Unom.: 120 VAC ( ac / dc Adaptor )  
Test Specification: according to subpart B  
Comment 1: Dist.: 3m, Ant.: HL25, ampl.  
Freq:3.970GHz Emax:40.09dBμV/m RBW: 1 MHz



**Field Strength under normal conditions**

**FCC RULES PART 15, SUBPART B**

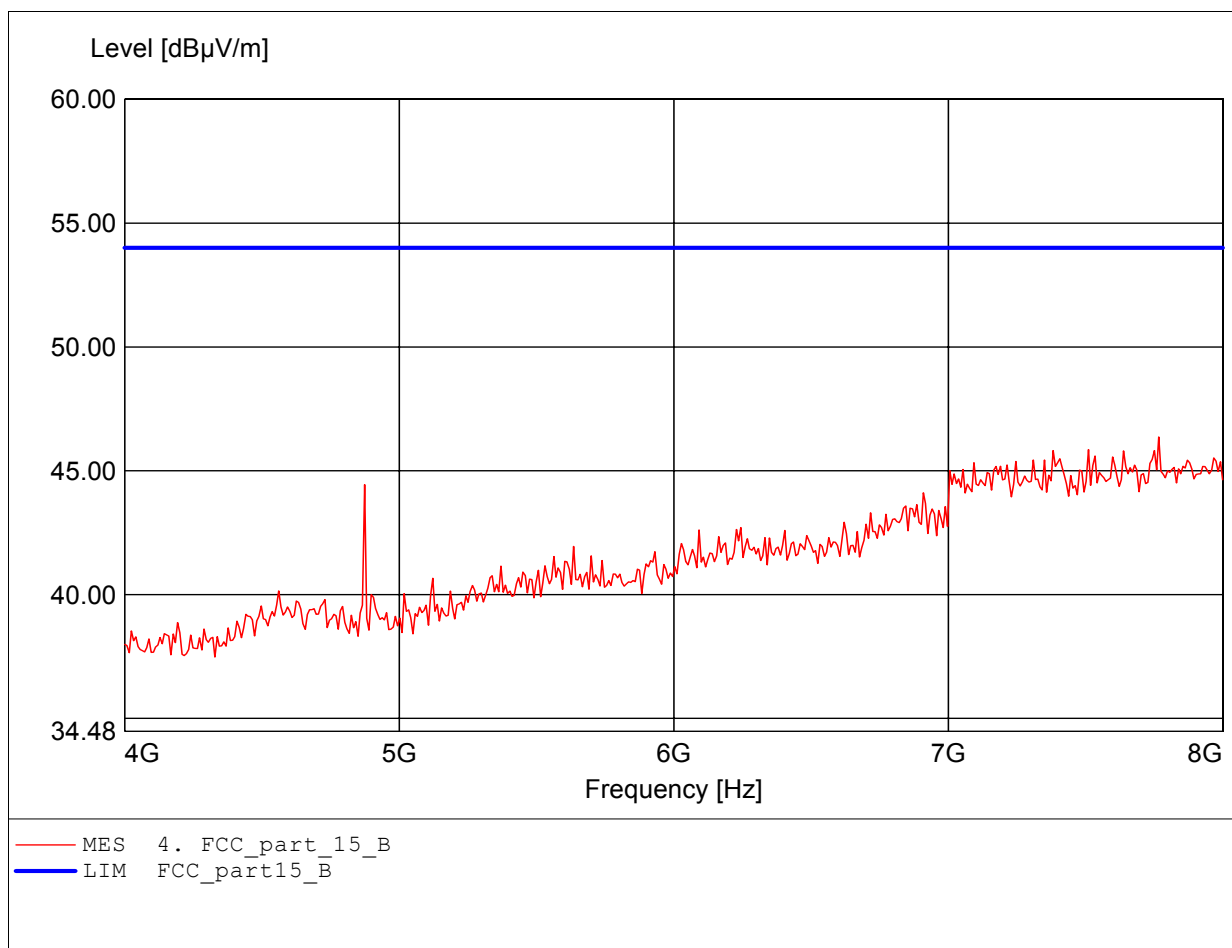
EUT: ShAirTM AccessG Pro Wireless AP/Bridge  
MODEL NO.: MIL-W2332G 802.11g CH 6  
Approval Holder: MiLan Technology Inc.  
Test Site / Operator: ETS / Orville Chang  
Temperature/Voltage: Temp.: 23°C/ Unom.: 120 VAC ( ac / dc Adaptor )  
Test Specification: according to subpart B  
Comment 1: Dist.: 3m, Ant.: HL25, ampl.  
Freq:3.874GHz Emax:40.17dBμV/m RBW: 1 MHz



**Field Strength under normal conditions**

**FCC RULES PART 15, SUBPART B**

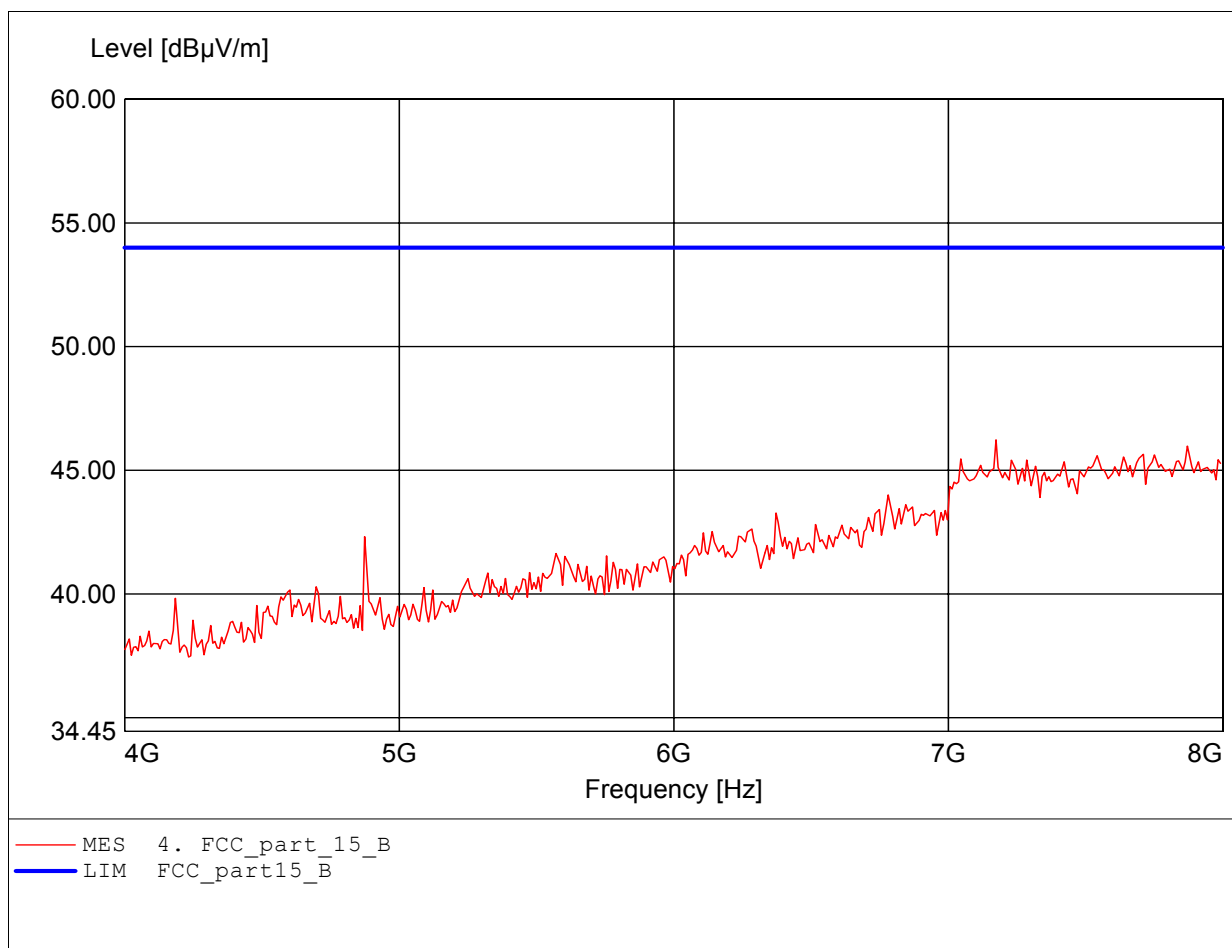
EUT: ShAirTM AccessG Pro Wireless AP/Bridge  
MODEL NO.: MIL-W2332G 802.11g CH 6  
Approval Holder: MiLan Technology Inc.  
Test Site / Operator: ETS / Orville Chang  
Temperature/Voltage: Temp.: 23°C/ Unom.: 120 VAC ( ac / dc Adaptor )  
Test Specification: according to subpart B  
Comment 1: Dist.: 3m, Ant.: HL25, ampl.  
Freq:7.768GHz Emax:46.36dBμV/m RBW: 1 MHz



**Field Strength under normal conditions**

**FCC RULES PART 15, SUBPART B**

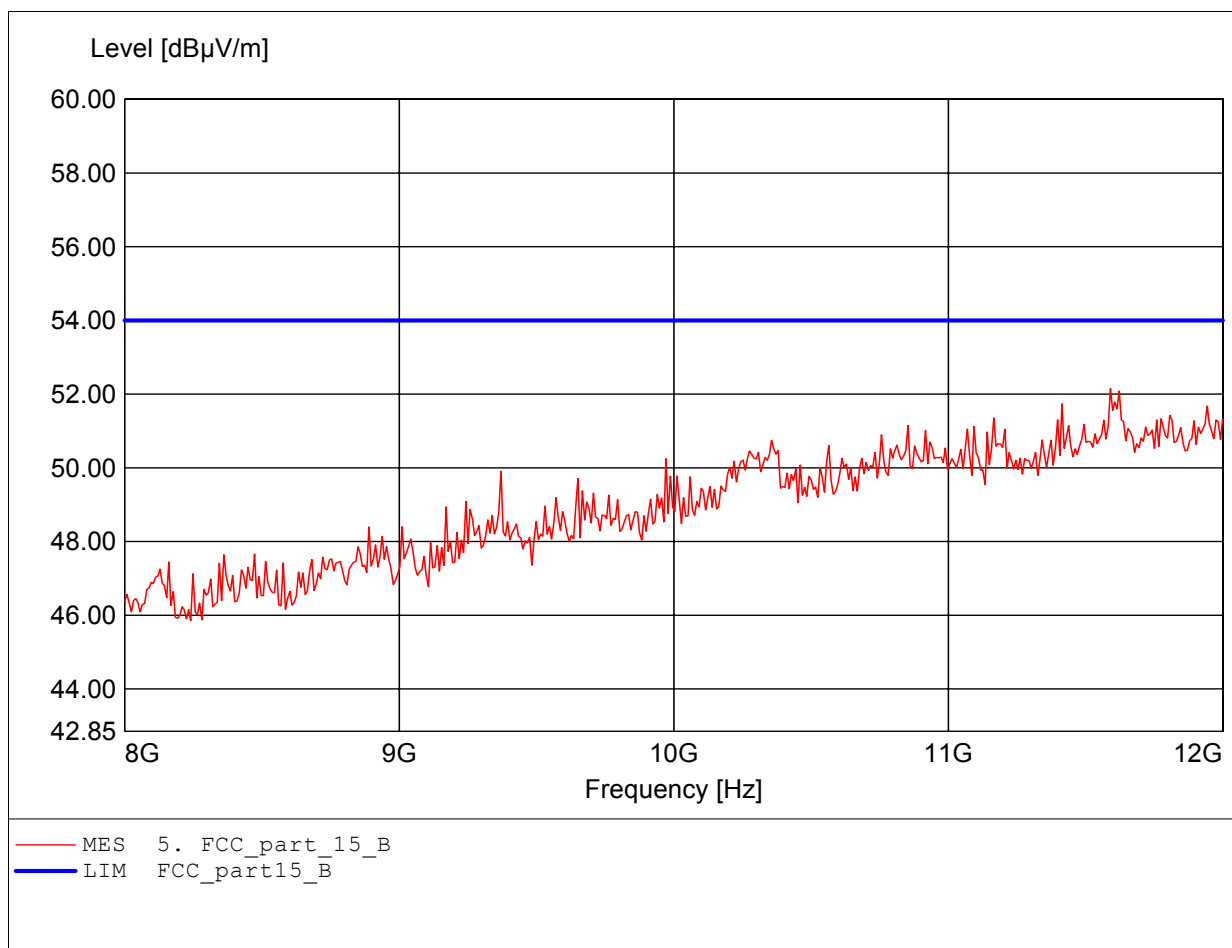
EUT: ShAir™ AccessG Pro Wireless AP/Bridge  
MODEL NO.: MIL-W2332G 802.11g CH 6  
Approval Holder: MiLan Technology Inc.  
Test Site / Operator: ETS / Orville Chang  
Temperature/Voltage: Temp.: 23°C/ Unom.: 120 VAC ( ac / dc Adaptor )  
Test Specification: according to subpart B  
Comment 1: Dist.: 3m, Ant.: HL25, ampl.  
Freq:7.174GHz Emax:46.23dBμV/m RBW: 1 MHz



**Field Strength under normal conditions**

**FCC RULES PART 15, SUBPART B**

EUT: ShAirTM AccessG Pro Wireless AP/Bridge  
MODEL NO.: MIL-W2332G 802.11g CH 6  
Approval Holder: MiLan Technology Inc.  
Test Site / Operator: ETS / Orville Chang  
Temperature/Voltage: Temp.: 23°C/ Unom.: 120 VAC ( ac / dc Adaptor )  
Test Specification: according to subpart B  
Comment 1: Dist.: 3m, Ant.: HL25, ampl.  
Freq:11.591GHz Emax:52.15dBµV/m RBW: 1 MHz

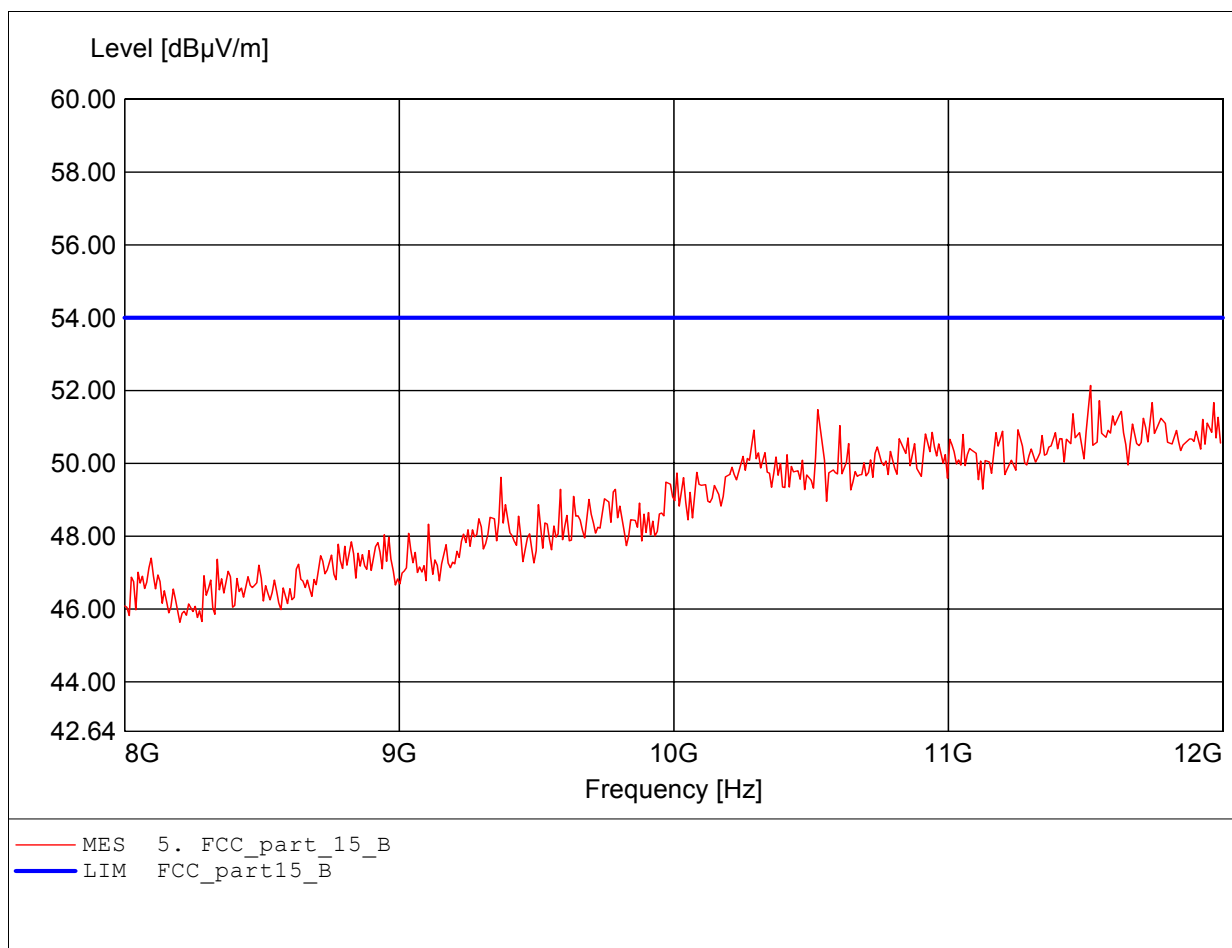




**Field Strength under normal conditions**

**FCC RULES PART 15, SUBPART B**

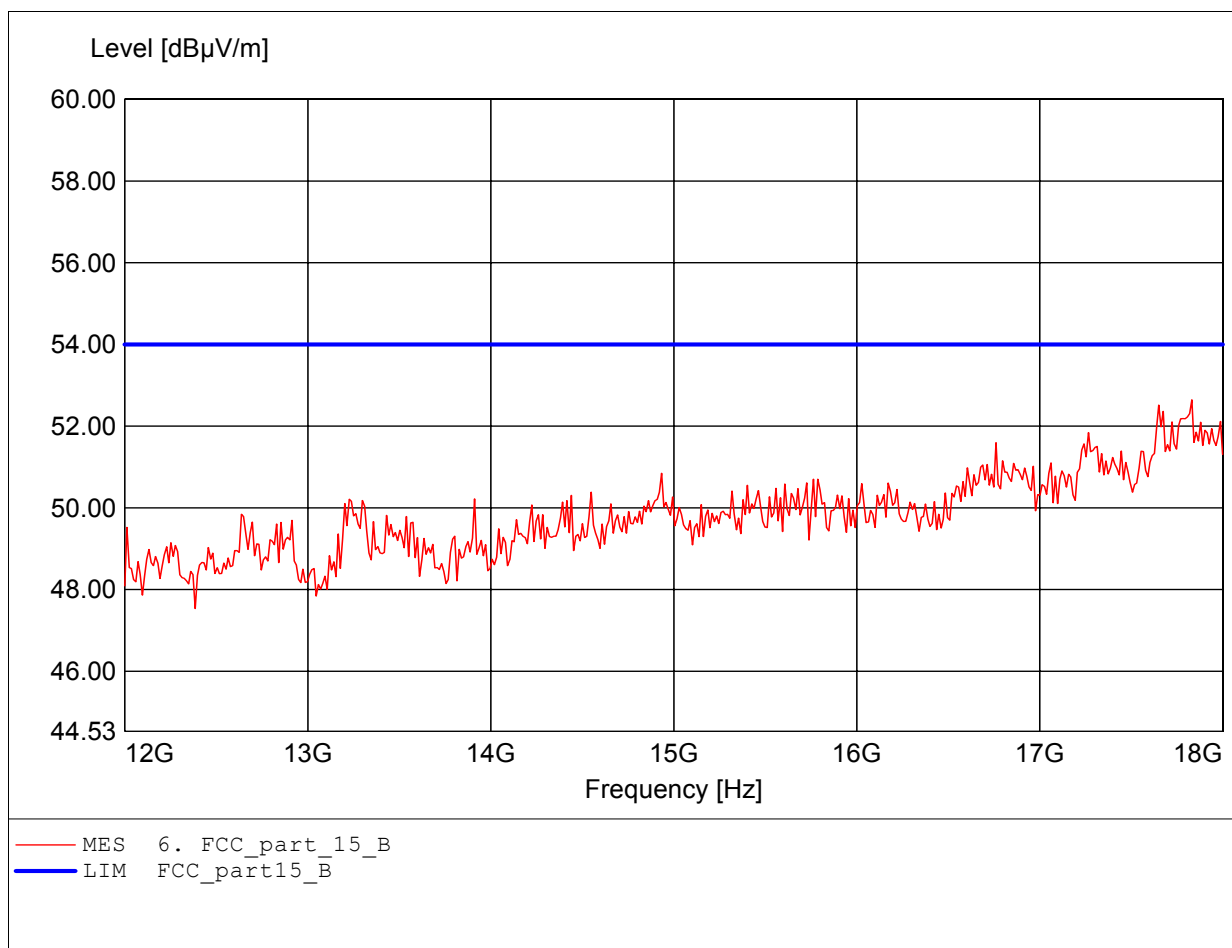
EUT: ShAirTM AccessG Pro Wireless AP/Bridge  
MODEL NO.: MIL-W2332G 802.11g CH 6  
Approval Holder: MiLan Technology Inc.  
Test Site / Operator: ETS / Orville Chang  
Temperature/Voltage: Temp.: 23°C/ Unom.: 120 VAC ( ac / dc Adaptor )  
Test Specification: according to subpart B  
Comment 1: Dist.: 3m, Ant.: HL25, ampl.  
Freq:11.519GHz Emax:52.14dBμV/m RBW: 1 MHz



**Field Strength under normal conditions**

**FCC RULES PART 15, SUBPART B**

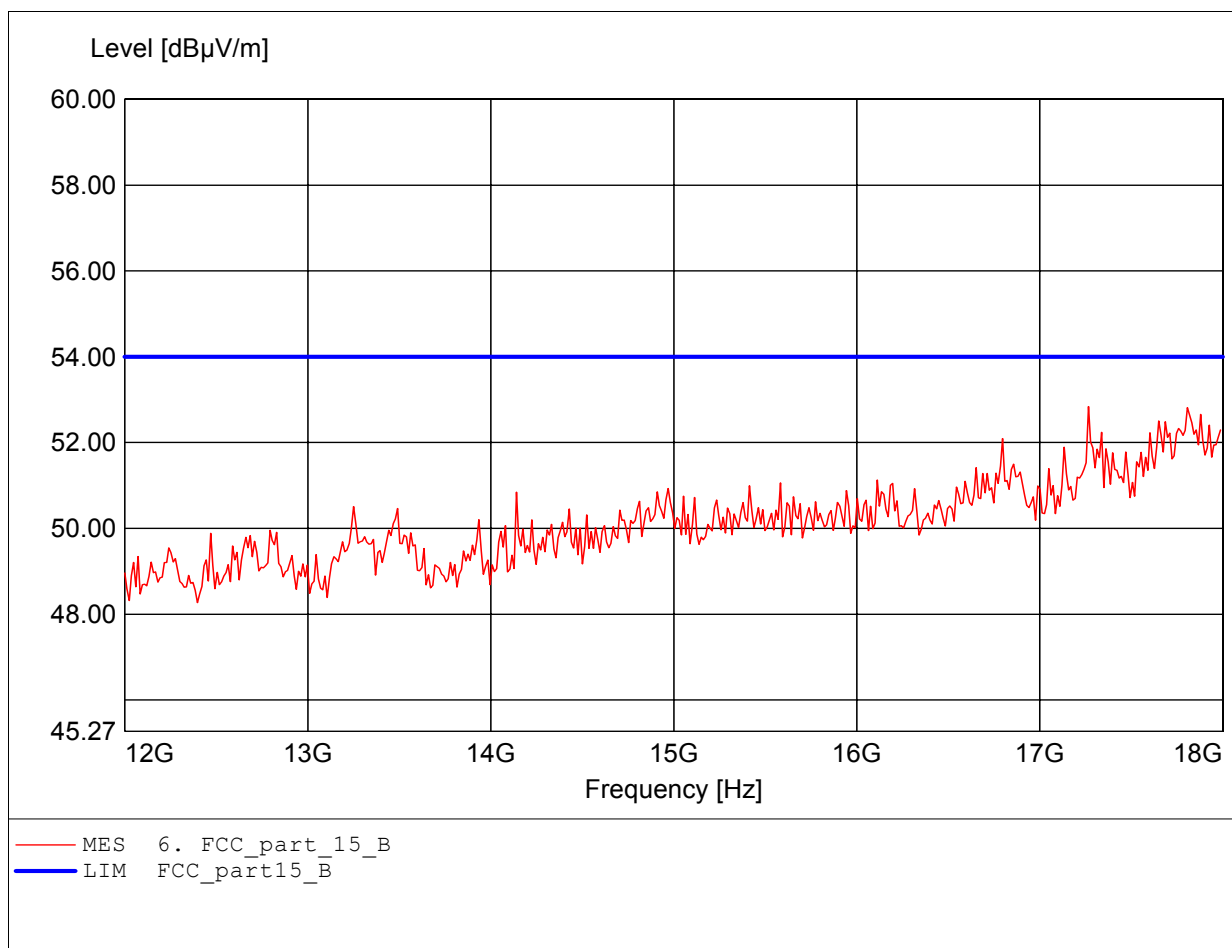
EUT: ShAirTM AccessG Pro Wireless AP/Bridge  
MODEL NO.: MIL-W2332G 802.11g CH 6  
Approval Holder: MiLan Technology Inc.  
Test Site / Operator: ETS / Orville Chang  
Temperature/Voltage: Temp.: 23°C/ Unom.: 120 VAC ( ac / dc Adaptor )  
Test Specification: according to subpart B  
Comment 1: Dist.: 3m, Ant.: HL25, ampl.  
Freq:17.832GHz Emax:52.64dBµV/m RBW: 1 MHz



**Field Strength under normal conditions**

**FCC RULES PART 15, SUBPART B**

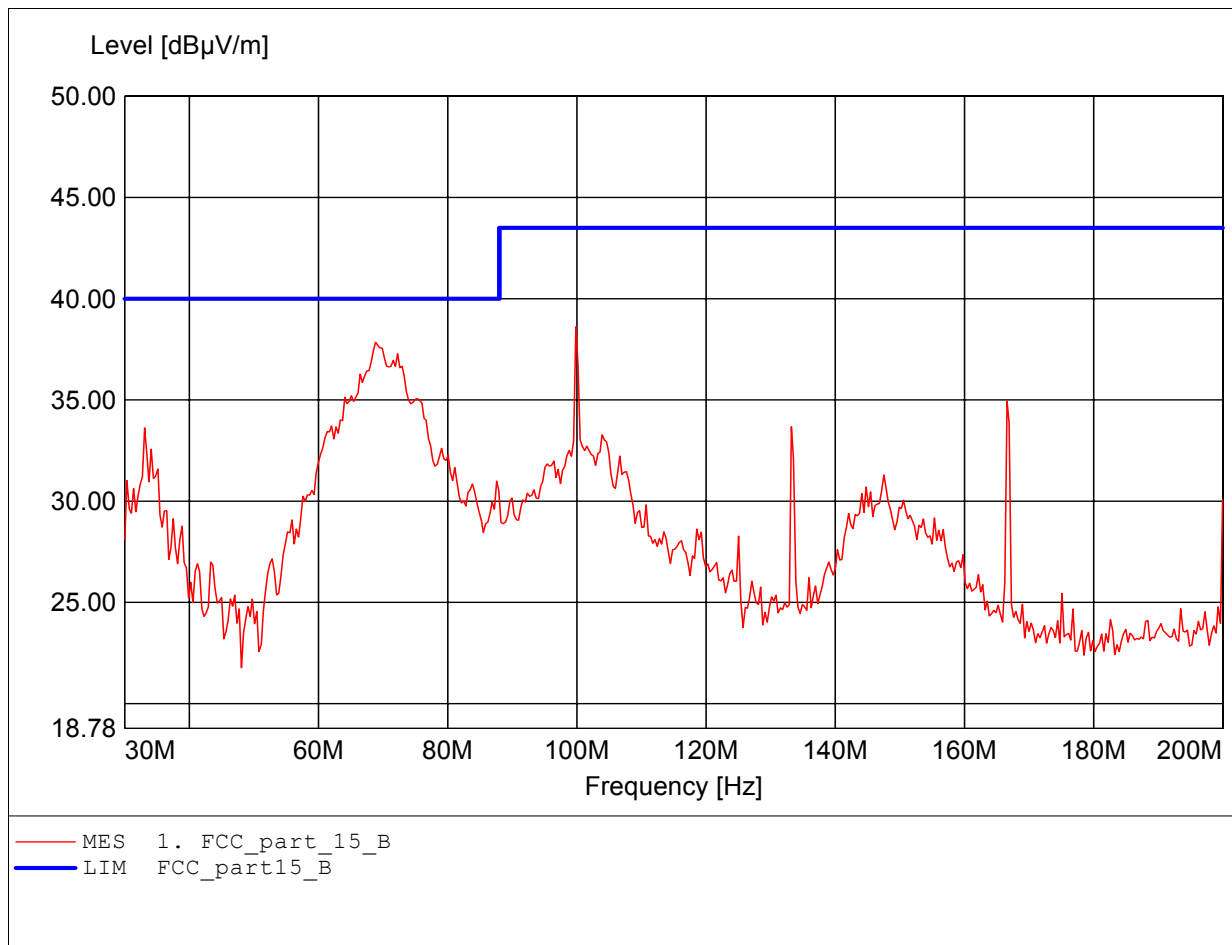
EUT: ShAirTM AccessG Pro Wireless AP/Bridge  
MODEL NO.: MIL-W2332G 802.11g CH 6  
Approval Holder: MiLan Technology Inc.  
Test Site / Operator: ETS / Orville Chang  
Temperature/Voltage: Temp.: 23°C/ Unom.: 120 VAC ( ac / dc Adaptor )  
Test Specification: according to subpart B  
Comment 1: Dist.: 3m, Ant.: HL25, ampl.  
Freq:17.267GHz Emax:52.84dBµV/m RBW: 1 MHz



**Field Strength under normal conditions**

**FCC RULES PART 15, SUBPART B**

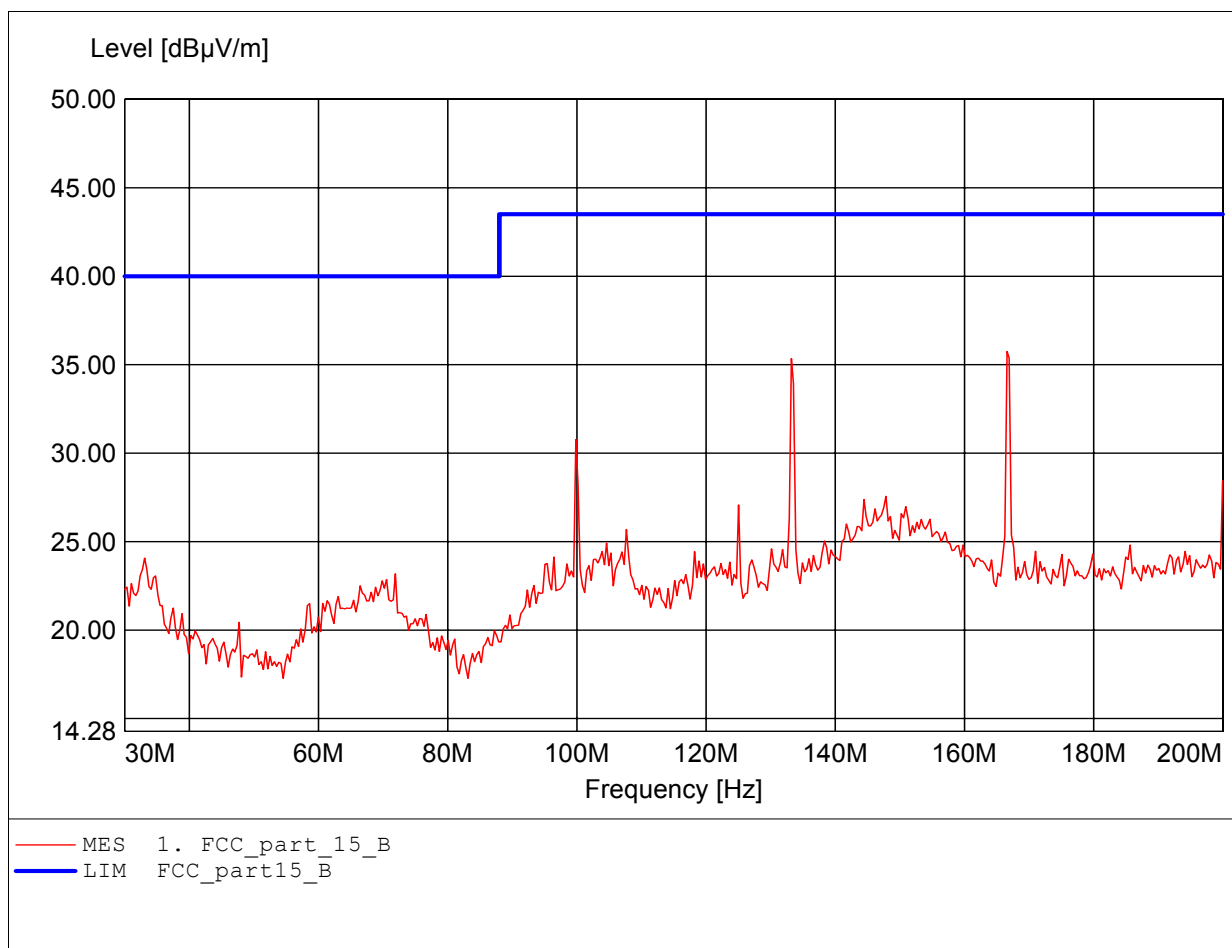
EUT: ShAirTM AccessG Pro Wireless AP/Bridge  
MODEL NO.: MIL-W2332G 802.11g CH11  
Approval Holder: MiLan Technology Inc.  
Test Site / Operator: ETS / Orville Chang  
Temperature/Voltage: Temp.: 23°C/ Unom.: 120 VAC ( ac / dc Adaptor )  
Test Specification: according to subpart B  
Comment 1: Dist.: 3m, Ant.: HK 116  
Freq:99.840MHz Emax:38.61dBµV/m RBW: 100 kHz



**Field Strength under normal conditions**

**FCC RULES PART 15, SUBPART B**

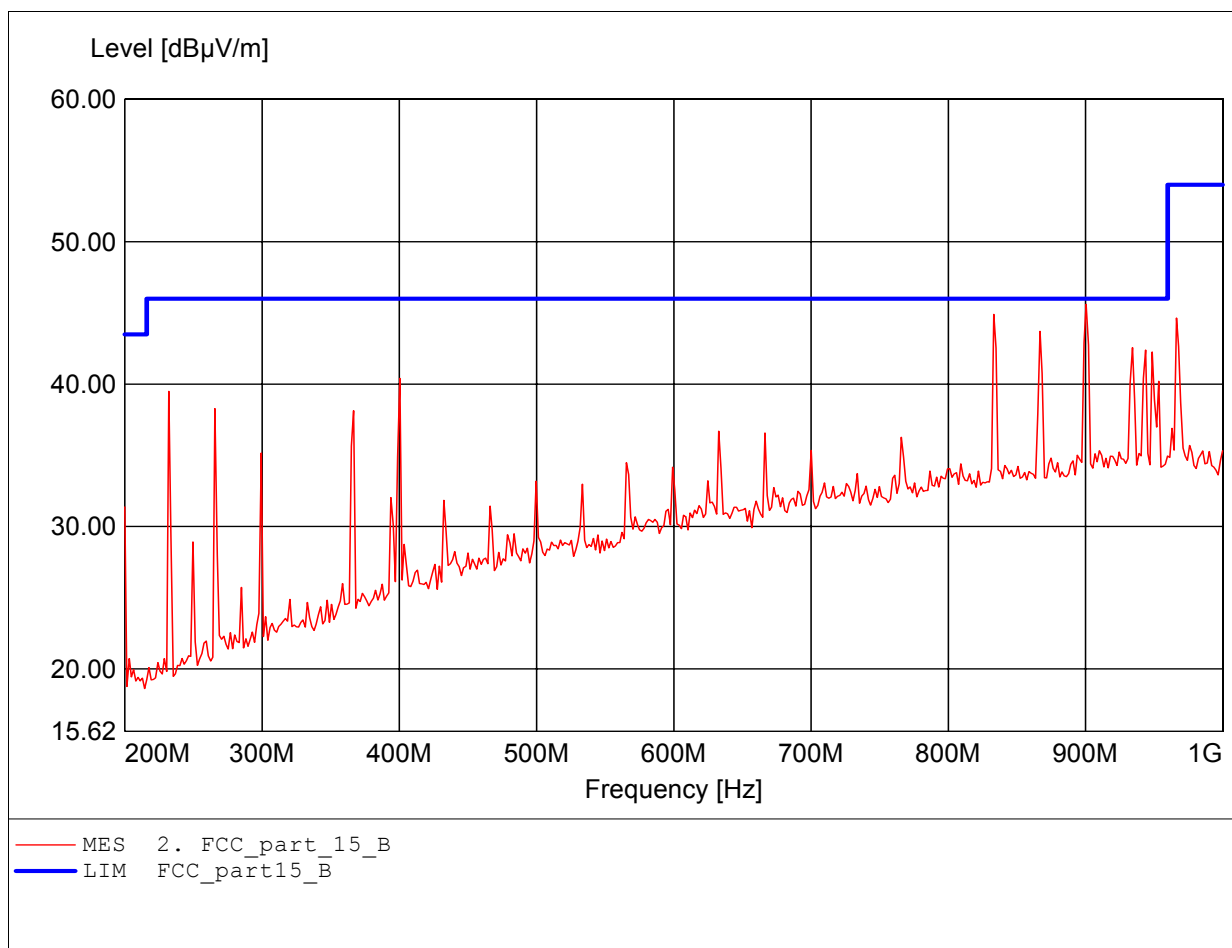
EUT: ShAir™ AccessG Pro Wireless AP/Bridge  
MODEL NO.: MIL-W2332G 802.11g CH11  
Approval Holder: MiLan Technology Inc.  
Test Site / Operator: ETS / Orville Chang  
Temperature/Voltage: Temp.: 23°C/ Unom.: 120 VAC ( ac / dc Adaptor )  
Test Specification: according to subpart B  
Comment 1: Dist.: 3m, Ant.: HK 116  
Freq:166.613MHz Emax:35.75dBµV/m RBW: 100 kHz



**Field Strength under normal conditions**

**FCC RULES PART 15, SUBPART B**

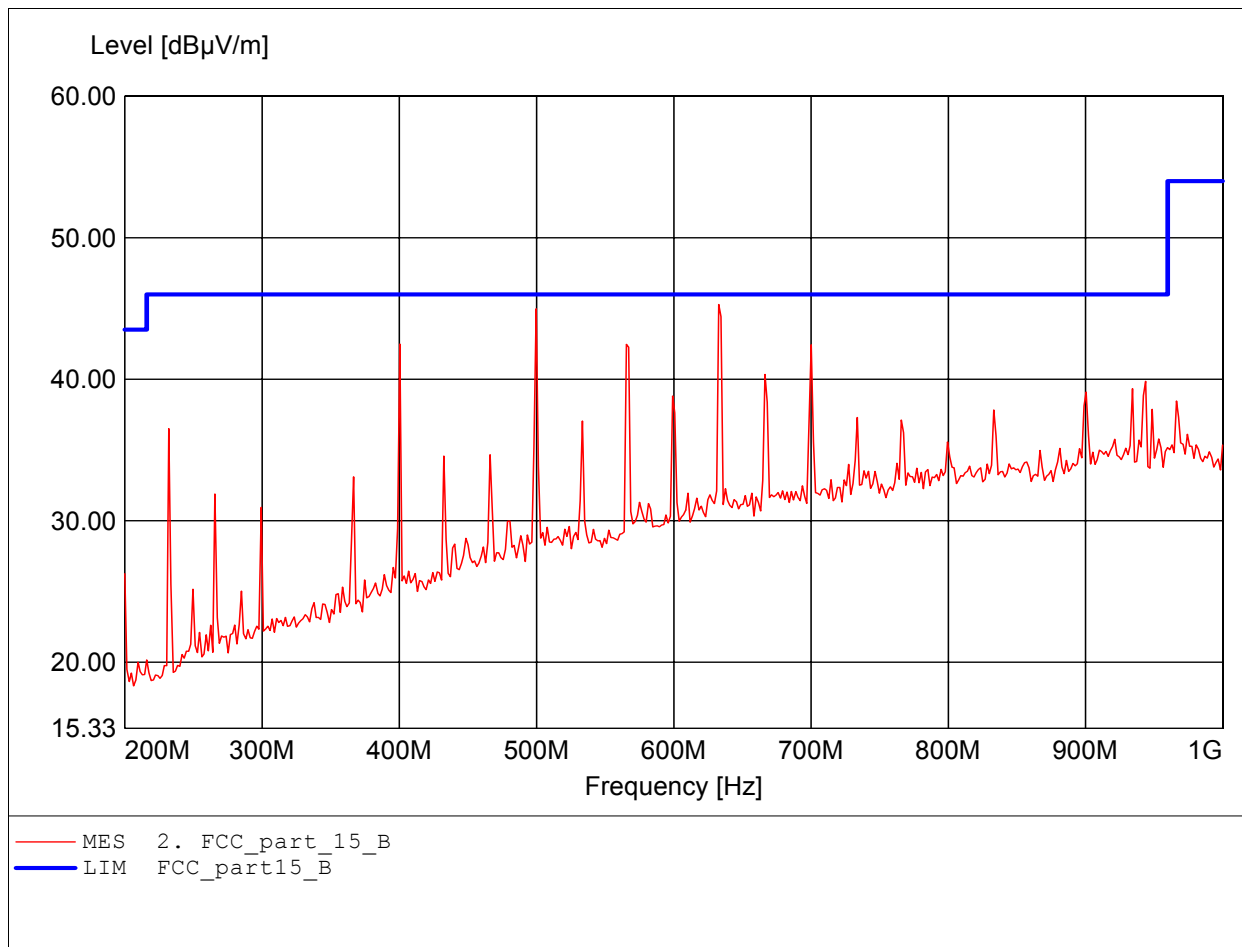
EUT: ShAir™ AccessG Pro Wireless AP/Bridge  
MODEL NO.: MIL-W2332G 802.11g CH11  
Approval Holder: MiLan Technology Inc.  
Test Site / Operator: ETS / Orville Chang  
Temperature/Voltage: Temp.: 23°C/ Unom.: 120 VAC ( ac / dc Adaptor )  
Test Specification: according to subpart B  
Comment 1: Dist.: 3m, Ant.: HL 223, ampl.  
Freq:900.601MHz Emax:45.60dBµV/m RBW: 100 kHz



**Field Strength under normal conditions**

**FCC RULES PART 15, SUBPART B**

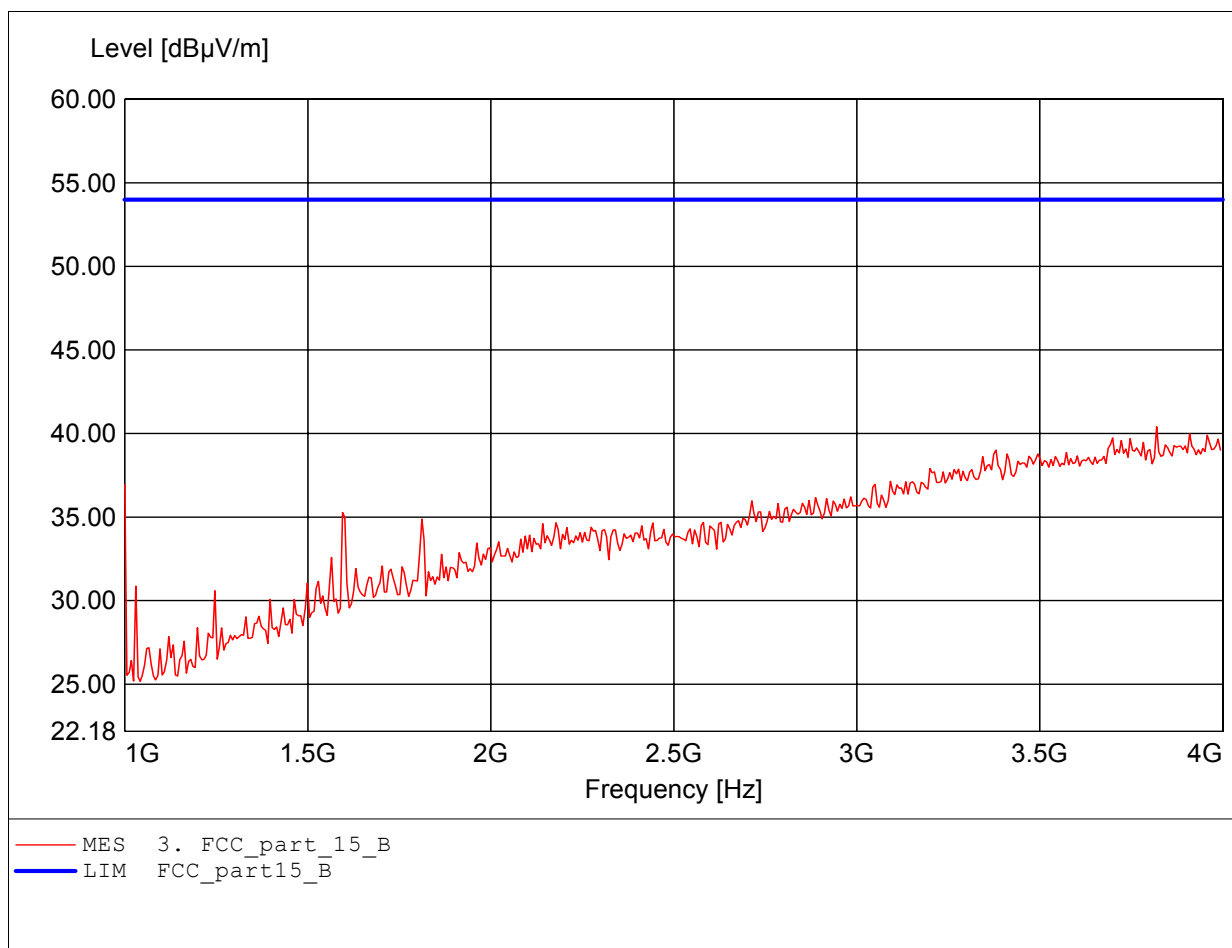
EUT: ShAirTM AccessG Pro Wireless AP/Bridge  
MODEL NO.: MIL-W2332G 802.11g CH11  
Approval Holder: MiLan Technology Inc.  
Test Site / Operator: ETS / Orville Chang  
Temperature/Voltage: Temp.: 23°C/ Unom.: 120 VAC ( ac / dc Adaptor )  
Test Specification: according to subpart B  
Comment 1: Dist.: 3m, Ant.: HL 223, ampl.  
Freq:632.866MHz Emax:45.28dBµV/m RBW: 100 kHz



**Field Strength under normal conditions**

**FCC RULES PART 15, SUBPART B**

EUT: ShAirTM AccessG Pro Wireless AP/Bridge  
MODEL NO.: MIL-W2332G 802.11g CH11  
Approval Holder: MiLan Technology Inc.  
Test Site / Operator: ETS / Orville Chang  
Temperature/Voltage: Temp.: 23°C/ Unom.: 120 VAC ( ac / dc Adaptor )  
Test Specification: according to subpart B  
Comment 1: Dist.: 3m, Ant.: HL25, ampl.  
Freq:3.820GHz Emax:40.41dBμV/m RBW: 1 MHz

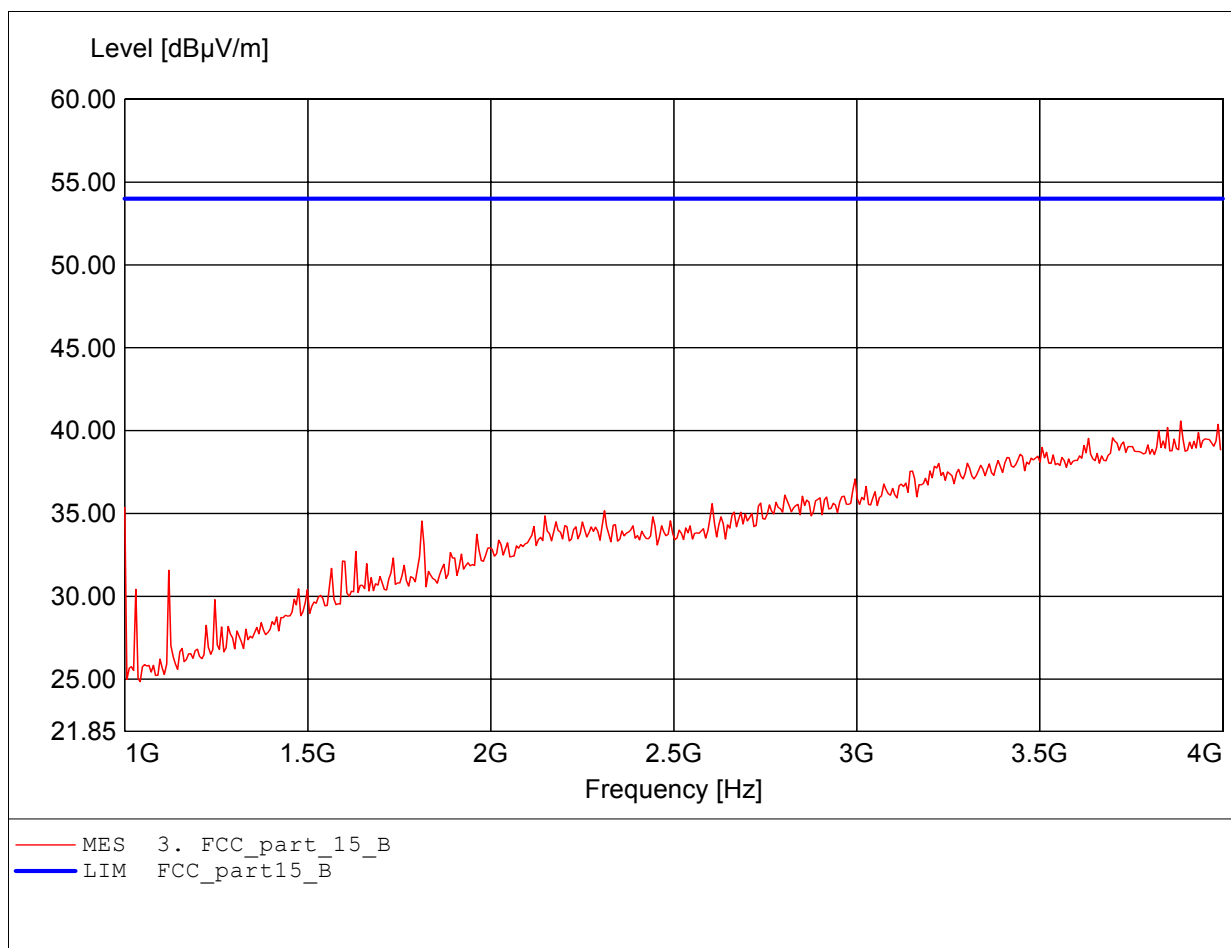




**Field Strength under normal conditions**

**FCC RULES PART 15, SUBPART B**

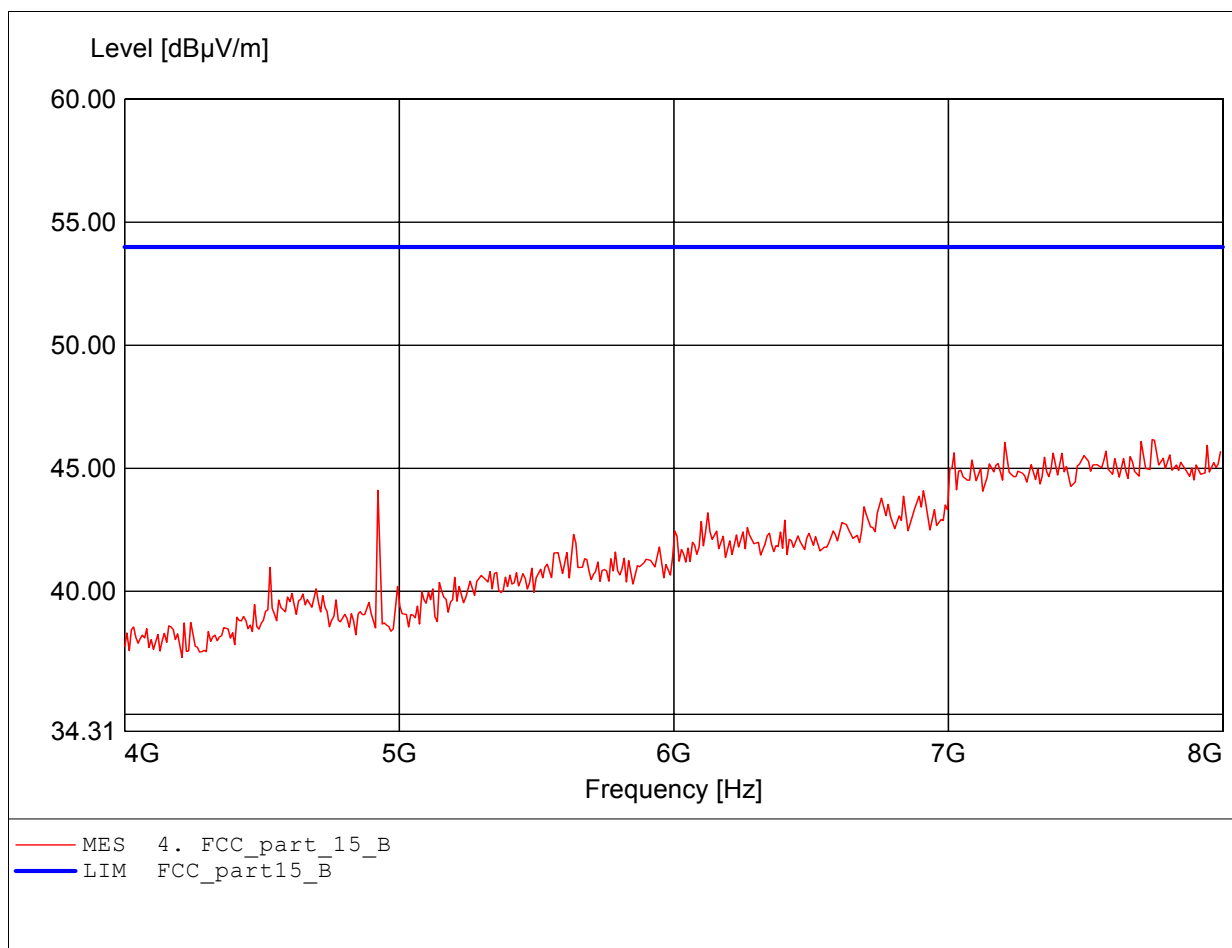
EUT: ShAirTM AccessG Pro Wireless AP/Bridge  
MODEL NO.: MIL-W2332G 802.11g CH11  
Approval Holder: MiLan Technology Inc.  
Test Site / Operator: ETS / Orville Chang  
Temperature/Voltage: Temp.: 23°C/ Unom.: 120 VAC ( ac / dc Adaptor )  
Test Specification: according to subpart B  
Comment 1: Dist.: 3m, Ant.: HL25, ampl.  
Freq:3.886GHz Emax:40.58dBμV/m RBW: 1 MHz



**Field Strength under normal conditions**

**FCC RULES PART 15, SUBPART B**

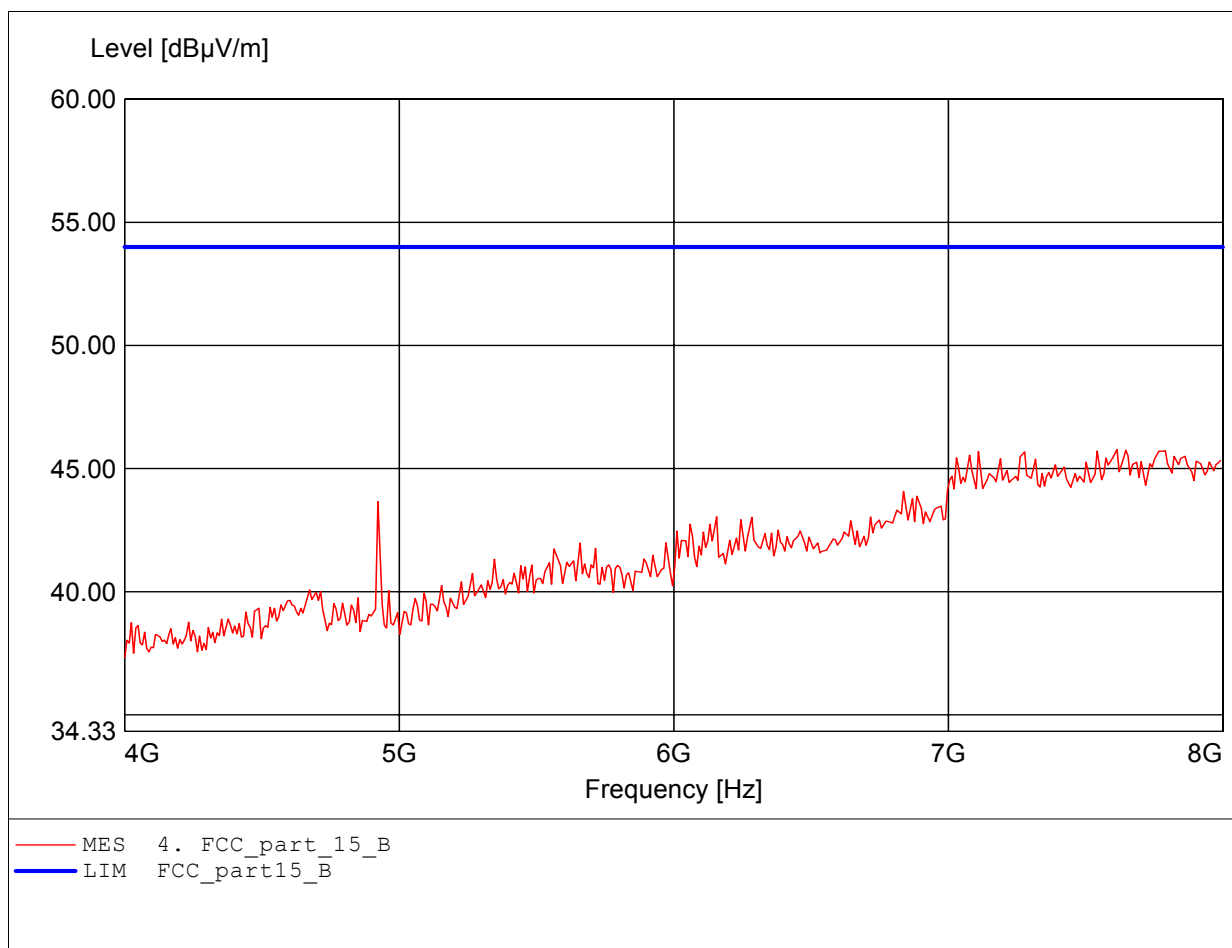
EUT: ShAirTM AccessG Pro Wireless AP/Bridge  
MODEL NO.: MIL-W2332G 802.11g CH11  
Approval Holder: MiLan Technology Inc.  
Test Site / Operator: ETS / Orville Chang  
Temperature/Voltage: Temp.: 23°C/ Unom.: 120 VAC ( ac / dc Adaptor )  
Test Specification: according to subpart B  
Comment 1: Dist.: 3m, Ant.: HL25, ampl.  
Freq:7.743GHz Emax:46.17dBμV/m RBW: 1 MHz



**Field Strength under normal conditions**

**FCC RULES PART 15, SUBPART B**

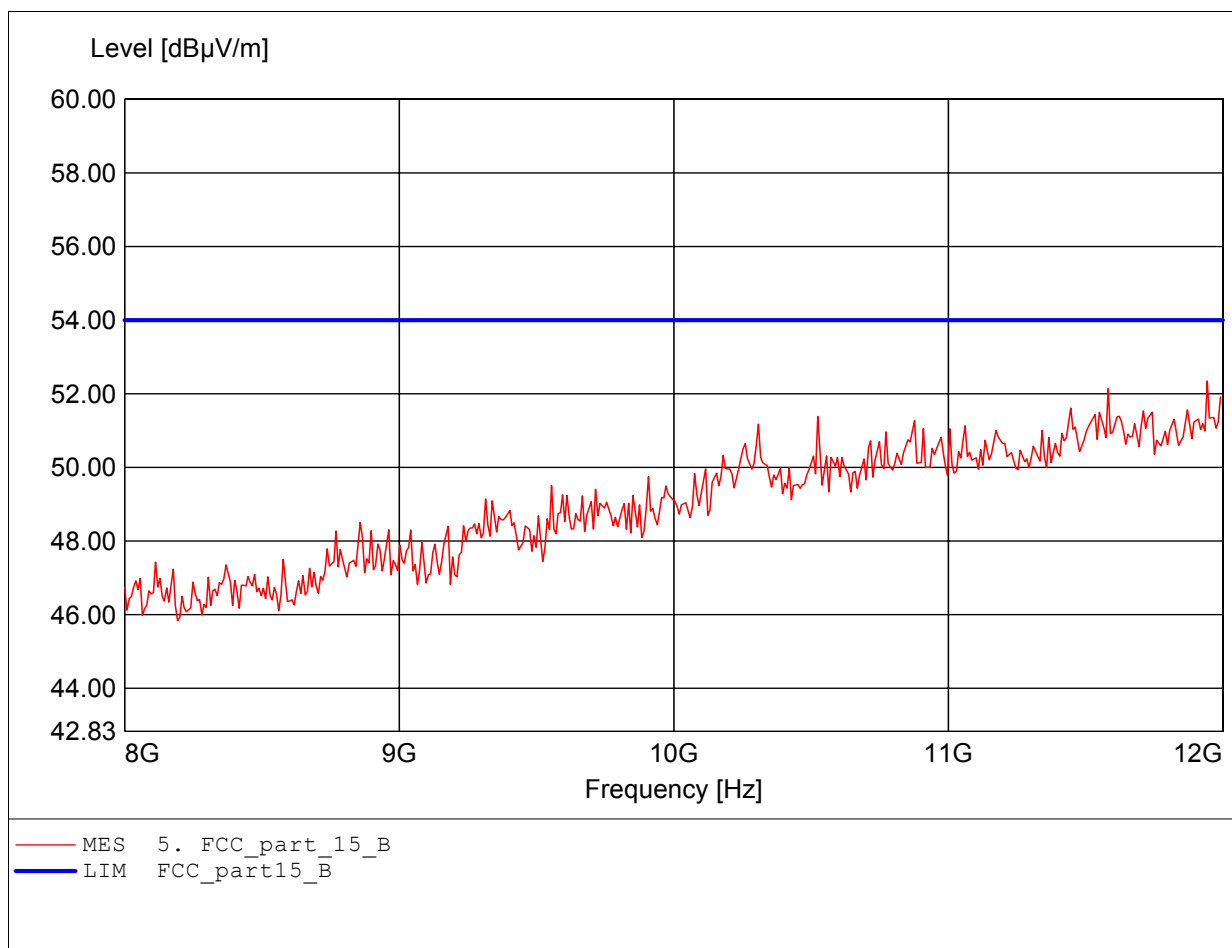
EUT: ShAirTM AccessG Pro Wireless AP/Bridge  
MODEL NO.: MIL-W2332G 802.11g CH11  
Approval Holder: MiLan Technology Inc.  
Test Site / Operator: ETS / Orville Chang  
Temperature/Voltage: Temp.: 23°C/ Unom.: 120 VAC ( ac / dc Adaptor )  
Test Specification: according to subpart B  
Comment 1: Dist.: 3m, Ant.: HL25, ampl.  
Freq:7.615GHz Emax:45.78dBμV/m RBW: 1 MHz



**Field Strength under normal conditions**

**FCC RULES PART 15, SUBPART B**

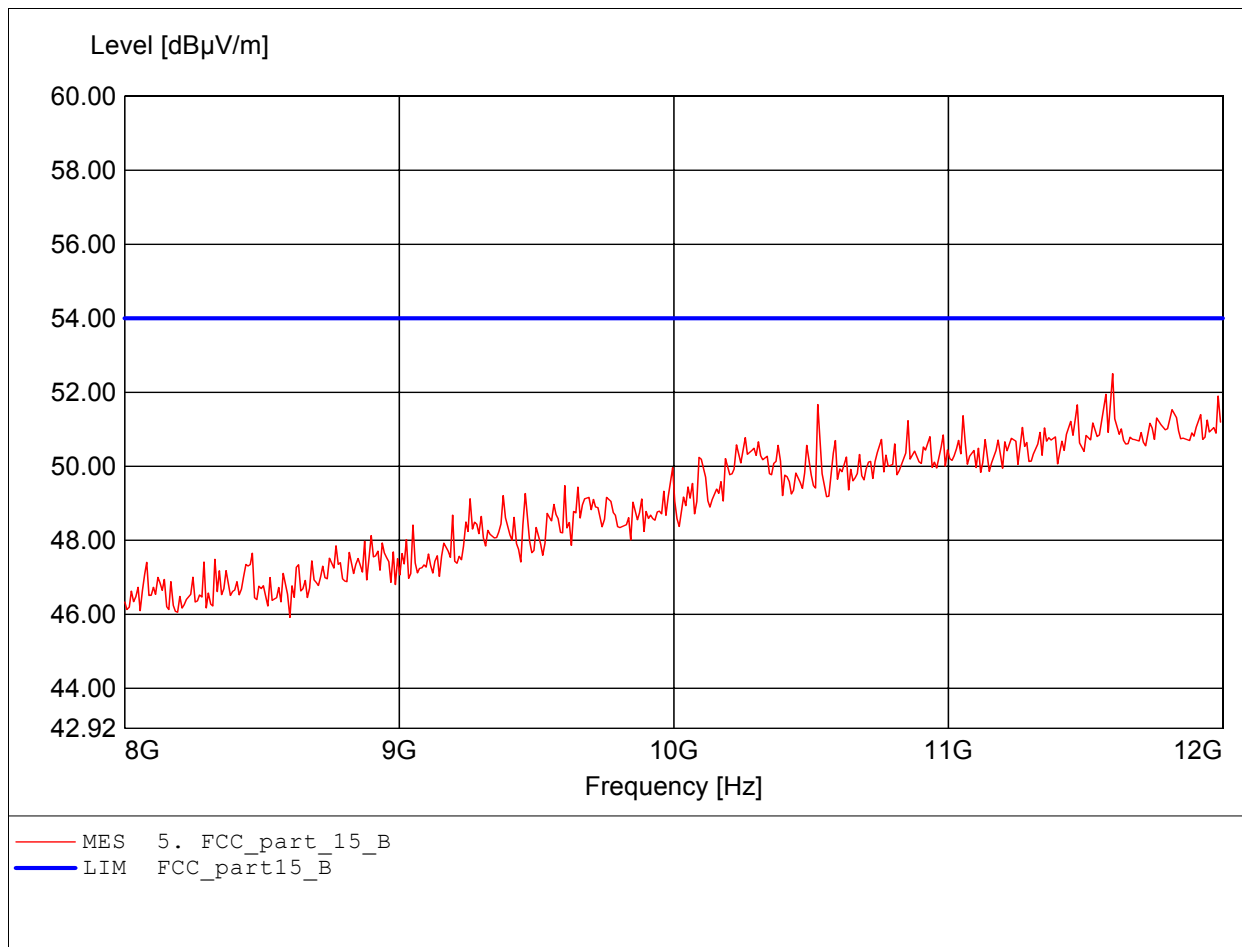
EUT: ShAirTM AccessG Pro Wireless AP/Bridge  
MODEL NO.: MIL-W2332G 802.11g CH11  
Approval Holder: MiLan Technology Inc.  
Test Site / Operator: ETS / Orville Chang  
Temperature/Voltage: Temp.: 23°C/ Unom.: 120 VAC ( ac / dc Adaptor )  
Test Specification: according to subpart B  
Comment 1: Dist.: 3m, Ant.: HL25, ampl.  
Freq:11.944GHz Emax:52.35dBµV/m RBW: 1 MHz



**Field Strength under normal conditions**

**FCC RULES PART 15, SUBPART B**

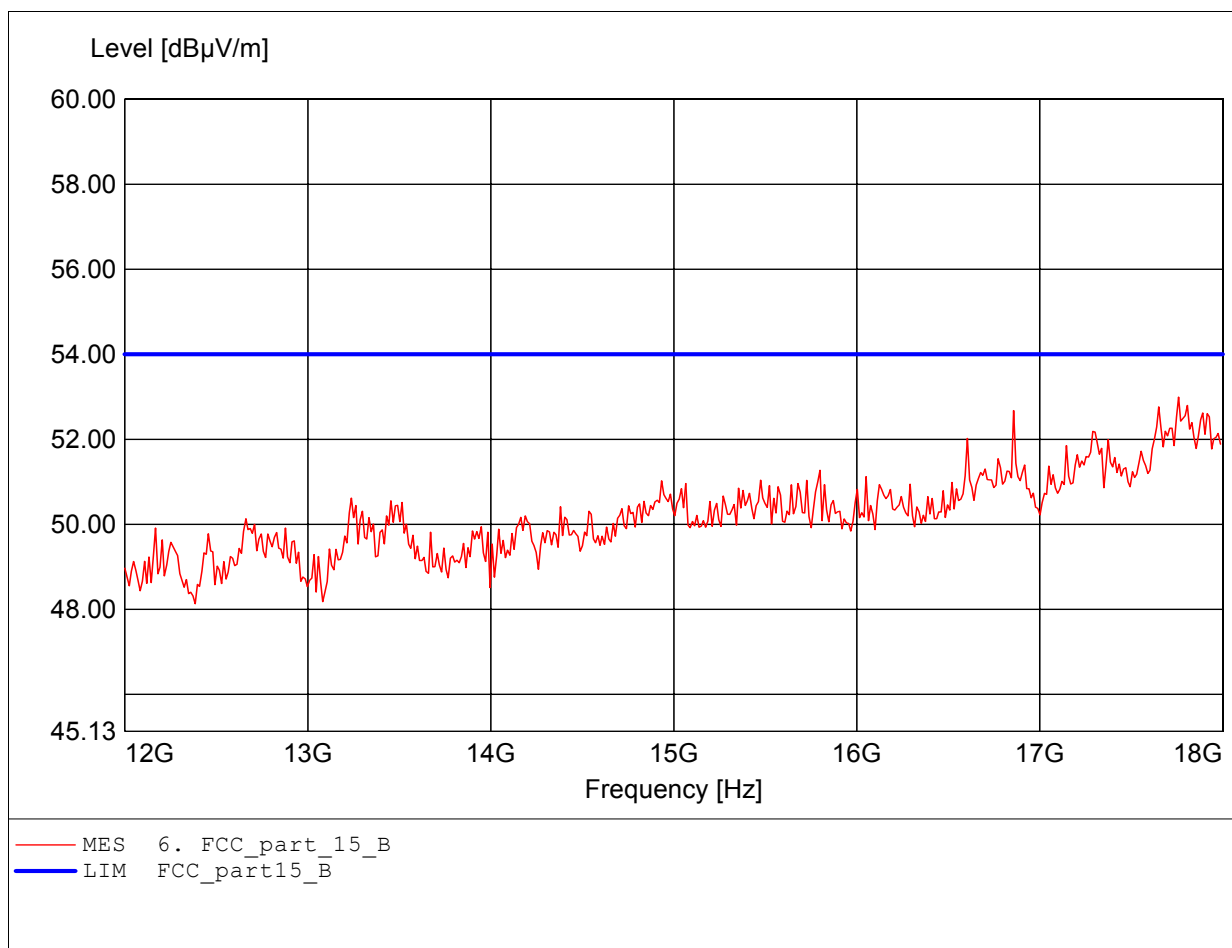
EUT: ShAirTM AccessG Pro Wireless AP/Bridge  
MODEL NO.: MIL-W2332G 802.11g CH11  
Approval Holder: MiLan Technology Inc.  
Test Site / Operator: ETS / Orville Chang  
Temperature/Voltage: Temp.: 23°C/ Unom.: 120 VAC ( ac / dc Adaptor )  
Test Specification: according to subpart B  
Comment 1: Dist.: 3m, Ant.: HL25, ampl.  
Freq:11.599GHz Emax:52.51dBµV/m RBW: 1 MHz



**Field Strength under normal conditions**

**FCC RULES PART 15, SUBPART B**

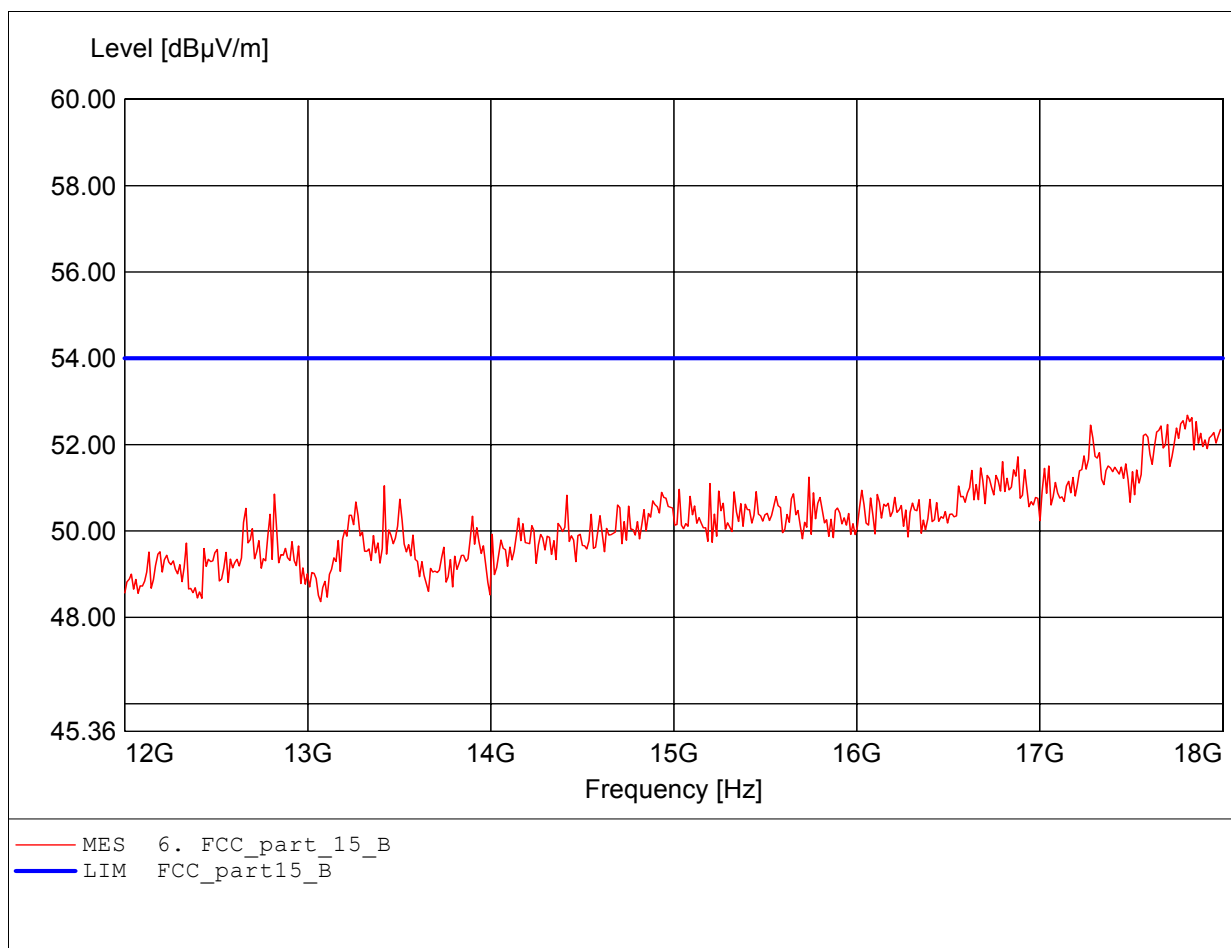
EUT: ShAirTM AccessG Pro Wireless AP/Bridge  
MODEL NO.: MIL-W2332G 802.11g CH11  
Approval Holder: MiLan Technology Inc.  
Test Site / Operator: ETS / Orville Chang  
Temperature/Voltage: Temp.: 23°C/ Unom.: 120 VAC ( ac / dc Adaptor )  
Test Specification: according to subpart B  
Comment 1: Dist.: 3m, Ant.: HL25, ampl.  
Freq:17.760GHz Emax:52.99dBµV/m RBW: 1 MHz



**Field Strength under normal conditions**

**FCC RULES PART 15, SUBPART B**

EUT: ShAirTM AccessG Pro Wireless AP/Bridge  
MODEL NO.: MIL-W2332G 802.11g CH11  
Approval Holder: MiLan Technology Inc.  
Test Site / Operator: ETS / Orville Chang  
Temperature/Voltage: Temp.: 23°C/ Unom.: 120 VAC ( ac / dc Adaptor )  
Test Specification: according to subpart B  
Comment 1: Dist.: 3m, Ant.: HL25, ampl.  
Freq:17.808GHz Emax:52.68dBµV/m RBW: 1 MHz





Registration number: W6M20504-5807-C-2  
FCC ID: S7S-MIL-W2332G

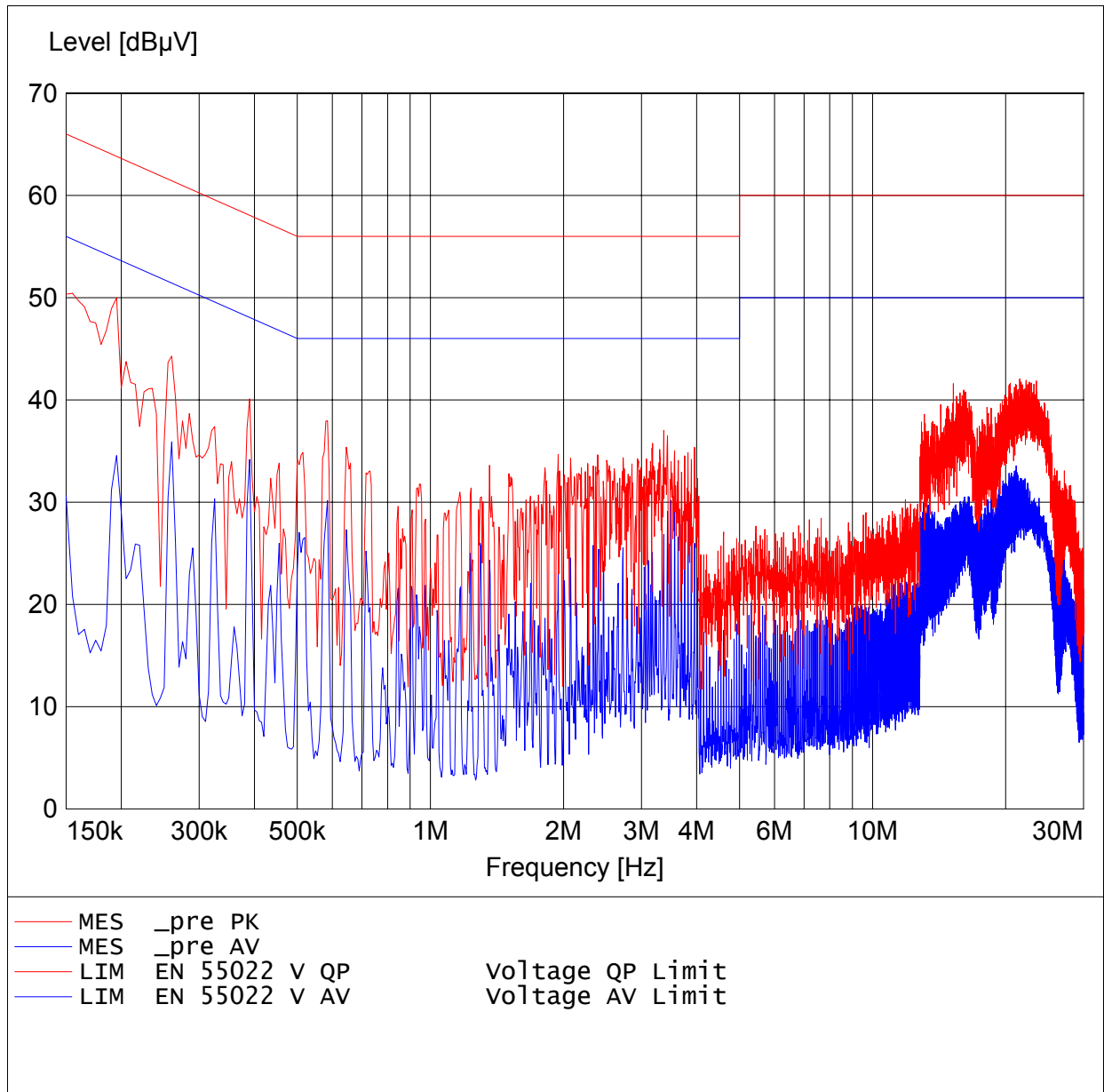
## Appendix G

### Power Line Conducted Emission



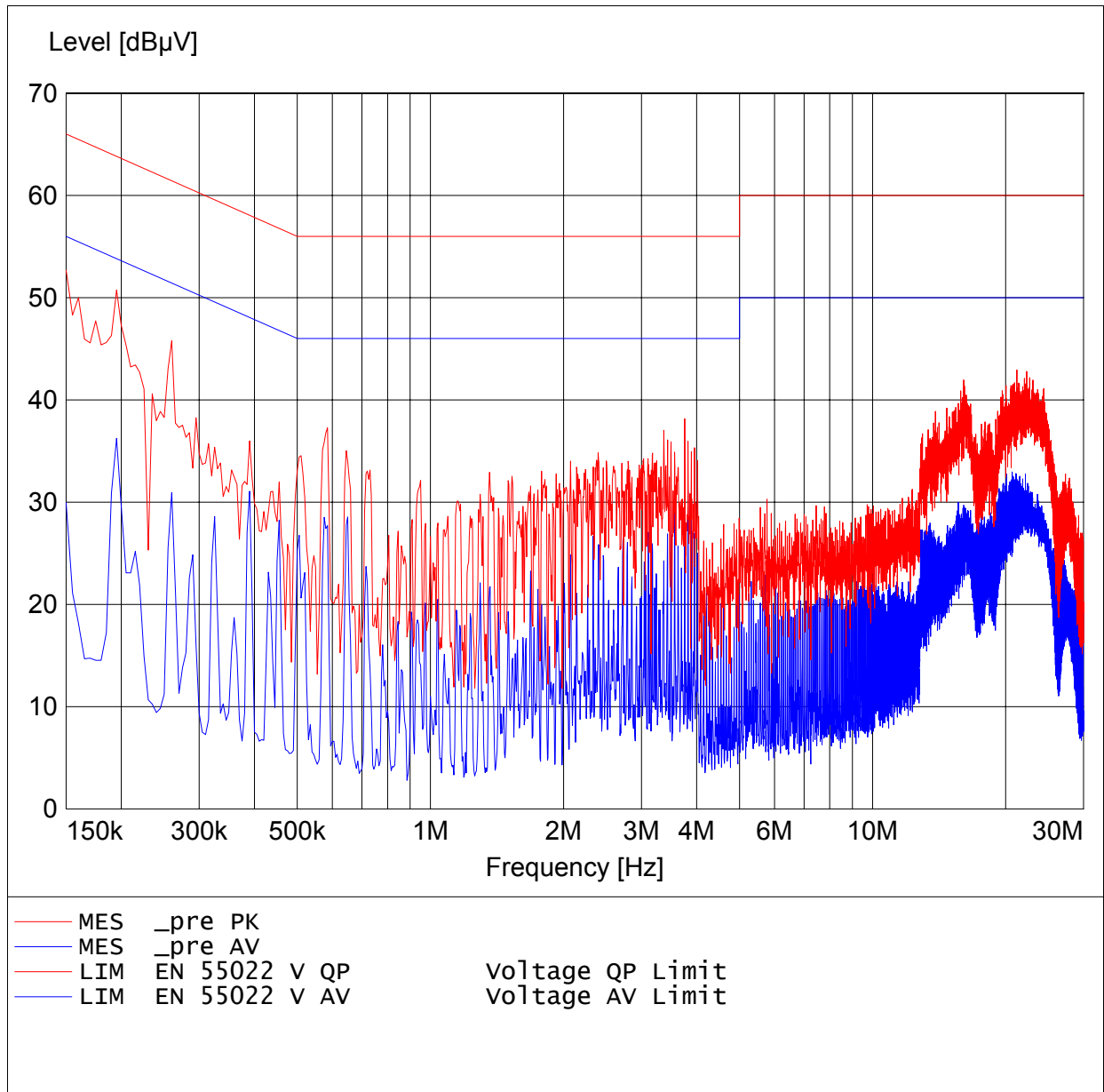
**EMI voltage test in the ac-mains according to EN 55022**

EUT: ShAir™ AccessG Pro wireless AP/Bridge  
Approval Holder: MiLan Technology Inc.  
Operating Condition: Unom: 120 VAC (AD/DC Adapter ) , Tnom: 23°C  
Test Site: ETS  
Operator: Dennis  
Test Specification: V-network: ESH3-Z5 N  
Comment: model:MIL-W2332G mode: active



**EMI voltage test in the ac-mains according to EN 55022**

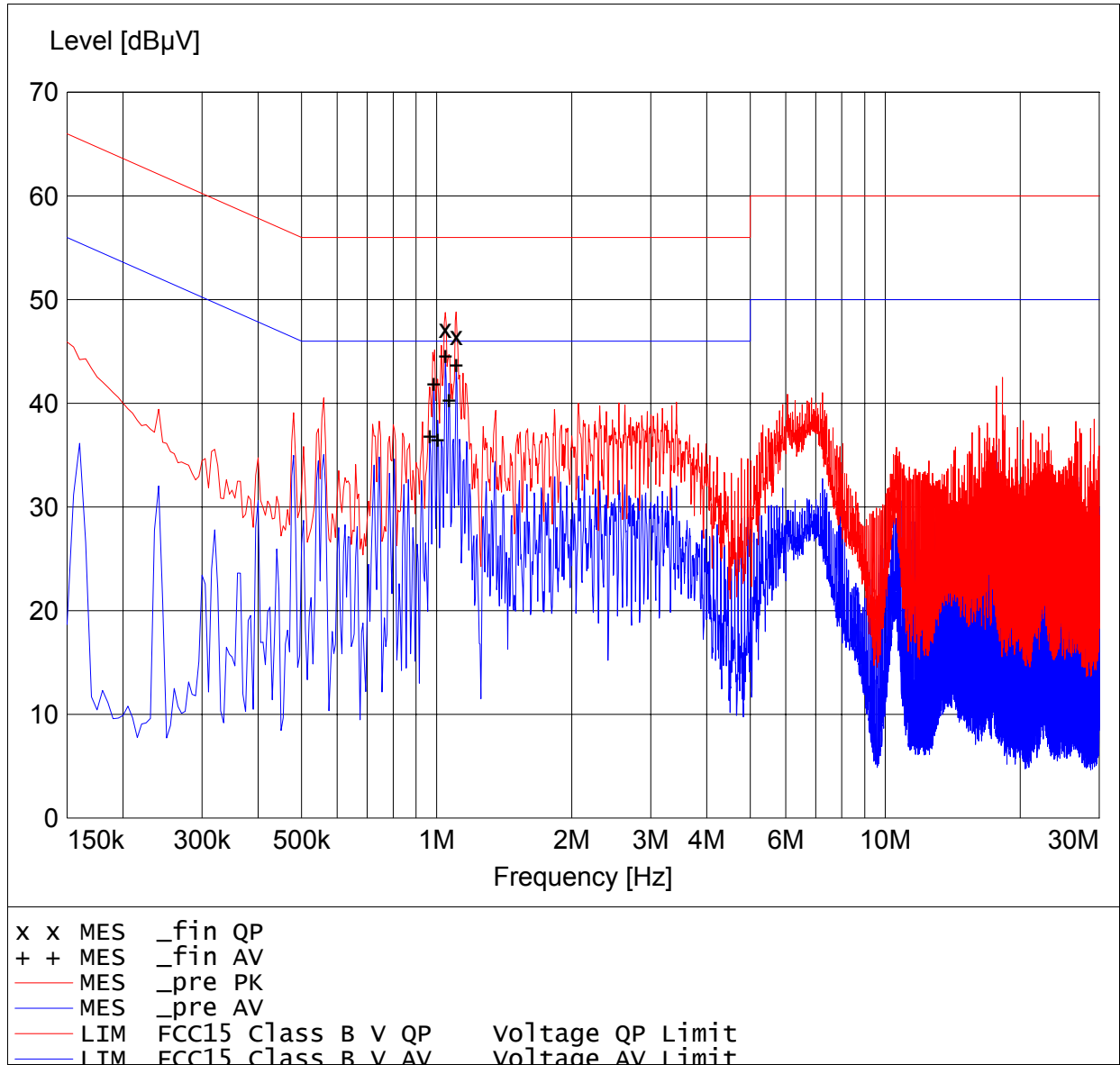
EUT: ShAir™ AccessG Pro wireless AP/Bridge  
Approval Holder: MiLan Technology Inc.  
Operating Condition: Unom: 120 VAC (AD/DC Adapter ) , Tnom: 23°C  
Test Site: ETS  
Operator: Dennis  
Test Specification: V-network: ESH3-Z5 L1  
Comment: model:MIL-W2332G mode: active



**EMI voltage test in the ac-mains according to FCC Part 15**

**Class B**

EUT: ShAir™ AccessG Pro Wireless AP/Bridge  
 Manufacturer: MiLan Technology Inc.  
 Operating Condition: Unom: 120VAC ( Power of Ethernet ) , Tnom: 23°C  
 Test Site: ETS  
 Operator: Dennis  
 Test Specification: V-network: ESH3-Z5 N  
 Comment: model: MIL-W2332G mode: active



**EMI voltage test in the ac-mains according to FCC Part 15**

**Class B**

EUT: ShAir™ AccessG Pro Wireless AP/Bridge  
Manufacturer: MiLan Technology Inc.  
Operating Condition: Unom: 120VAC ( Power of Ethernet ) , Tnom: 23°C  
Test Site: ETS  
Operator: Dennis  
Test Specification: V-network: ESH3-Z5 N  
Comment: model: MIL-W2332G mode: active

**MEASUREMENT RESULT: "\_fin AV"**

4/18/05 11:09AM

Frequency MHz	Level dBµV	Transd dB	Limit dBµV	Margin dB	Line	PE
0.965000	36.80	10.0	46	9.2	---	---
0.985000	41.80	10.0	46	4.2	---	---
1.005000	36.40	10.0	46	9.6	---	---
1.045000	44.50	10.0	46	1.5	---	---
1.065000	40.20	10.0	46	5.8	---	---
1.105000	43.60	10.0	46	2.4	---	---

**MEASUREMENT RESULT: "\_fin QP"**

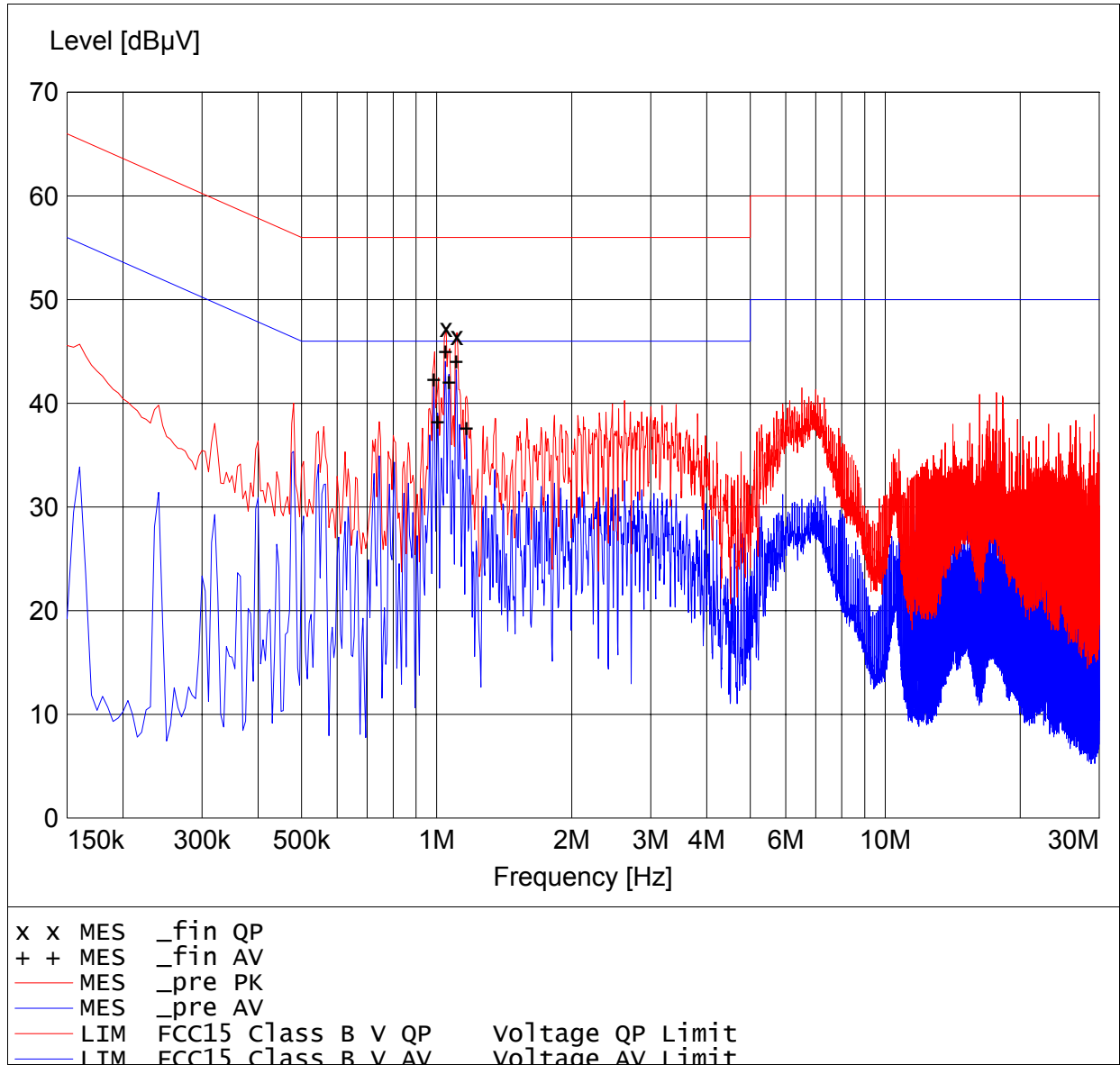
4/18/05 11:09AM

Frequency MHz	Level dBµV	Transd dB	Limit dBµV	Margin dB	Line	PE
1.045000	47.20	10.0	56	8.8	---	---
1.105000	46.50	10.0	56	9.5	---	---

**EMI voltage test in the ac-mains according to FCC Part 15**

**Class B**

EUT: ShAir™ AccessG Pro Wireless AP/Bridge  
 Manufacturer: MiLan Technology Inc.  
 Operating Condition: Unom: 120VAC ( Power of Ethernet ) , Tnom: 23°C  
 Test Site: ETS  
 Operator: Dennis  
 Test Specification: V-network: ESH3-Z5 L1  
 Comment: model: MIL-W2332G mode: active



**EMI voltage test in the ac-mains according to FCC Part 15**

**Class B**

EUT: ShAir™ AccessG Pro Wireless AP/Bridge  
Manufacturer: MiLan Technology Inc.  
Operating Condition: Unom: 120VAC ( Power of Ethernet ) , Tnom: 23°C  
Test Site: ETS  
Operator: Dennis  
Test Specification: V-network: ESH3-Z5 L1  
Comment: model: MIL-W2332G mode: active

**MEASUREMENT RESULT: "\_fin AV"**

4/18/05 10:52AM

Frequency MHz	Level dBµV	Transd dB	Limit dBµV	Margin dB	Line	PE
0.985000	42.20	10.0	46	3.8	---	---
1.005000	38.20	10.0	46	7.8	---	---
1.045000	44.90	10.0	46	1.1	---	---
1.065000	42.00	10.0	46	4.0	---	---
1.105000	44.00	10.0	46	2.0	---	---
1.165000	37.50	10.0	46	8.5	---	---

**MEASUREMENT RESULT: "\_fin QP"**

4/18/05 10:52AM

Frequency MHz	Level dBµV	Transd dB	Limit dBµV	Margin dB	Line	PE
1.050000	47.30	10.0	56	8.7	---	---
1.110000	46.50	10.0	56	9.5	---	---



Registration number: W6M20504-5807-C-2  
FCC ID: S7S-MIL-W2332G

## **Appendix H**

### Pictures