

Test Set up



Fig 1 Test setup Rad Emission




Fig 2 Test setup Test setup Rad Emission




Fig 3 Test setup Rad Emission 1m




Fig 4 Test setup Rad Emission 1m



Fig 5 Test setup Radiated Emissions Module port Terminated



Fig 6 Test setup Radiated Emissions Host Internal Antenna




Fig 7 Test setup Conducted Emissions



Fig 8 Close up of the module on the host