

TEK 561 TEKELEK LPG LEVEL MONITOR



- The Tekelek LPG Level Monitor measures the level of usable LPG in your tank in 10 graduations of the tank height.
- We give a full 3 year warranty subject to normal conditions. Supplied with long life no service lithium battery. The warranty becomes invalid if the sealed unit is opened.
- Suitable for use in tanks for the storage of LPG, Propane or Butane. Check with the manufacturer and/or supplier before using with any other fluids.
- The TEKELEK LPG will fit easily to most standard storage tanks using a standard Rochester type gauge head.
- 400 meters 'line of sight' transmission range. *Please note that the radio transmission distance will be reduced by the proximity of metal, e.g., steel in buildings, metal domestic appliances etc that are effectively between the transmitter and receiver.*
- -30°C to 45°C operating temperature range. *Please note that the battery operating lifetime may be reduced at higher temperatures*

We reserve the right to change or improve the performance and specification.

INSTALLATION INSTRUCTIONS

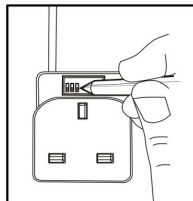
First, Read the essential health and safety notice.

- Tools required: Star/Philips head screwdriver

1 SETTING RECEIVER

- The multi switches are located in a recess at the back of the receiver above the pins. If the tank is a vertical tank then set switch 1 on (up), if it's horizontal set switch 1 off (down)

Your TEKELEK LPG receiver is now programmed to your tank height.

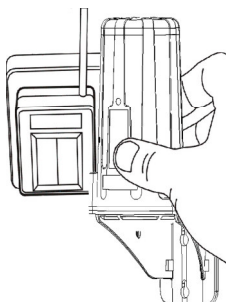
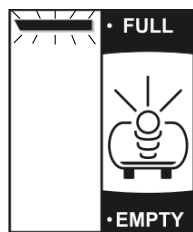


2 MATCHING RECEIVER AND TRANSMITTER

You should match the receiver with the transmitter so that the system code is unique to your tank.

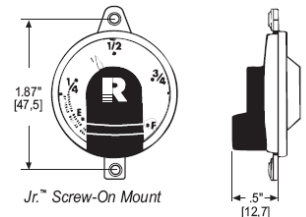
You only need to do this once.

- Plug receiver into a suitable and convenient electrical socket and switch on. The display screen on the front of the receiver will show a flashing top bar as shown in diagram. This indicates that the receiver is awaiting a unique code. The bar will continue to flash for 2 minutes **during which time you can match the transmitter to the receiver.**
- Hold the transmitter against the receiver right hand side, as shown, **so that the black dots are touching each other** (important!) for about 20 seconds to allow unique code to be transferred. Bars will increase up the display screen. When all 10 bars are shown they will flash to indicate that the unique code is transferred.



3 FITTING TRANSMITTER

This unit is only to be fitted to a tank with a compatible Rochester twin-site gauge head.



- Check that the existing tank gauge is of the same design as the one on the end of the cable from the TEKELEK LPG Monitor. Then check and note the reading on the existing gauge and remove the gauge display only – This is held in place with two securing screws. Dispose of the old gauge according to local environmental guidelines.
- Fit the new gauge to the tank using the same screws. And check that the level on the gauge is the same as before.
- Locate the transmitter on a wall (with screws) or drain pipe (with cable ties) in a position that is unlikely to be subject to impact causing damage to the equipment.
- Tidy up the cable so as not to cause an obstruction.
- Do not fit the unit to the LPG feed pipe from the tank. The unit may only be fitted to a non LPG carrying pipe.

The TEKELEK LPG Level Monitor is now fully installed and signals should be received every hour. After initial installation it may take one hour for the correct level indication to be displayed on the receiver.

NOTE:

In the event of a power failure or if the receiver is switched off or moved to a new socket:

When power returns again or unit is switched on, the receiver display will show the top bar flashing. **There is no need to repeat the matching instruction.** The top bar will continue to flash for 2 minutes, after which time the display will show the last reading, whilst the unique signal is located. This may take up to one hour.

4 ESSENTIAL HEALTH AND SAFETY NOTICE

Manufactured by Tekelek Europe LTD,
Shannon, Ireland
Part Nr: 17-5497 (EU), 17-5495 (USA)



II 2 G Ex ib IIA

Tamb: -30 to +45°C

CE 0891

TRAC09ATEX21221X

- The Battery is not replaceable
- Do not attempt to open the unit in a potentially explosive atmosphere
- Periodically check that the unit is intact and securely fastened to the tank.
- Check with the manufacturer on the chemical compatibility prior to use.
- Do not attempt to repair this equipment. It must be returned to the manufacturer for repair.
- Warning! Electrostatic Hazard! Clean only with an antistatic cloth

FC FCC ID:S6T-561

This device complies with Part 15 of the FCC Rules. Operation is subject to the following two conditions: (1) This device may not cause harmful interference, and (2) This device must accept any interference received, including interference that may cause undesired operation.

Declaration:

This apparatus is designed to:- Not to give rise to physical injury or other harm due to contact. Not to produce excessive surface temperatures, infrared, electromagnetic, ionising radiation. To have no non-electrical dangers, when used in accordance with these user and installation instructions

Warning:

If the equipment is likely to come in to contact with aggressive substances, then it is the responsibility of the user to take suitable precautions that prevent it from being adversely affected, thus ensuring that the type of protection is not compromised. Aggressive substances; - e.g. acidic liquids or gases that may attack metals, or solvents that may affect polymeric materials.

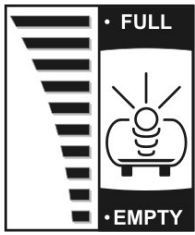
Note:

No modifications or additions are allowed to this equipment as to do so will void the user's authority to operate the equipment.


Complies with EN60079-0:2006 and EN60079-11:2007

TEKELEK LPG DISPLAY


NORMAL MESSAGES



Full



Early Warning




Almost empty

Flashing triangle, no bars

*No radio signal
(after waiting for two hours)*

- check for correct matching procedure
- location of receiver to transmitter (try repositioning receiver)
- moisture ingress due to seal damage
- exhausted battery




No Signal

Steady triangle.

Low battery

- The battery in the transmitter is getting low.
- The battery is not replaceable – The unit must be returned to the factory for replacement – The normal service life of the battery is 15 years.



Low battery

CHANGING BATTERY

Though the lithium battery will have a very long service life, it will eventually become exhausted and need changing.

Do not attempt to replace the battery – simply remove the unit from the tank and return the complete unit to the factory for replacement. The battery can only be replaced by the manufacturer.

For support contact: support@tekelek.ie

© Tekelek Europe Ltd.