

PHOTOGRAPHS OF THE TEST CONFIGURATION

BT EDR and BT LE

Conducted Emission Test


Test Mode C



Conducted Emission Test
Test Mode D




Radiated Emission Test (Above 1GHz)




Radiated Emission Test (Below 1GHz)

Test Mode A




Radiated Emission Test (Below 1GHz)

Test Mode B




Radiated Emission Test (Below 1GHz)

Test Mode C



Radiated Emission Test (Below 1GHz)
Test Mode D



RFID

Conducted Emission Test

Test Mode C



Conducted Emission Test
Test Mode D




Radiated Emission Test (Above 1GHz)




Radiated Emission Test (Below 1GHz)

Test Mode A




Radiated Emission Test (Below 1GHz)

Test Mode B



Radiated Emission Test (Below 1GHz)
Test Mode C



Radiated Emission Test (Below 1GHz)
Test Mode D

