



Shenzhen GTI Technology Co., Ltd.

1F,2 Block, Jiaquan Building, Guanlan High-tech Park Baoan District,
Shenzhen, Guangdong, China.

Tel: +86-755-27559792

Fax: +86-755-86116468

Report No.: GTI20140470F-3

Page 1 of 8

TEST REPORT

Product name.....: Tablet PC

Trademark: Dragon Touch

Model no......: Y88X

FCC ID.....: **S5V-D107A2**

Test Standards: **FCC Per 47 CFR 2.1093(d)**

Applicant: Proexpress Distributor LLC

Address of applicant: 15726 Crabbs Branch Way, Derwood, MD 20855 USA

Date of Receipt: Oct. 31, 2014

Date of Test Date.....: Nov. 01, 2014 -- Nov. 06, 2014

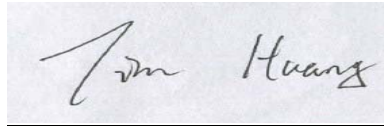
Data of issue.: Nov. 07, 2014

Test result	Pass *
--------------------	---------------

* In the configuration tested, the EUT complied with the standards specified above

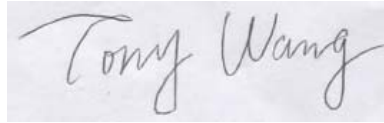
GENERAL DESCRIPTION OF EUT	
Equipment:	Tablet PC
Model Name:	Y88X
Manufacturer:	SHENZHEN GAOKE TIMES TECHNOLOGY CO., LTD.
Manufacturer Address:	Gaoke Industrial park, No.8, Tangkeng Road, Shiyan Town, Bao An district, Shenzhen, China
Power Source:	DC 3.7V from battery
Power Rating:	Input: 100-240VAC, 50/60Hz, 0.35A Output: DC5V---2000mA

Compiled By:




(Tim Huang)

Reviewed By:



(Tony Wang)

Approved By:



(Walter Chen)

This test report consists of 8 pages in total. It may be duplicated completely for legal use with the approval of the applicant. It should not be reproduced except in full, without the written approval of our laboratory. The client should not use it to claim product endorsement by GTI. The test results in the report only apply to the tested sample. The test report shall be invalid without all the signatures of testing engineers, reviewer and approver. Any objections must be raised to GTI within 15 days since the date when the report is received. It will not be taken into consideration beyond this limit.



Table of Contents

Page

1. SUMMARY.....	4
1.1. TEST FACILITY	4
1.2. STATEMENT OF THE MEASUREMENT UNCERTAINTY.....	4
2. GENERAL INFORMATION.....	5
2.1. ENVIRONMENTAL CONDITIONS	5
2.2. GENERAL DESCRIPTION OF EUT	5
3. METHOD OF MEASUREMENT	6



1. SUMMARY

1.1. Test Facility

1.3.1 Address of the test laboratory

Shenzhen GTI Technology Co., Ltd

1F, 2 Block, Jiaquan Building, Guanlan High-tech Park Baoan District, Shenzhen, Guangdong, China

1.3.2 Laboratory accreditation

The test facility is recognized, certified, or accredited by the following organizations:

IC Registration No.: 9783A

The 3m alternate test site of Shenzhen GTI Technology Co., Ltd. EMC Laboratory has been registered by Certification and Engineer Bureau of Industry Canada for the performance of with Registration NO.: 9783A on Aug, 2011.

FCC-Registration No.: 214666

Shenzhen GTI Technology Co., Ltd. EMC Laboratory has been registered and fully described in a report filed with the (FCC) Federal Communications Commission. The acceptance letter from the FCC is maintained in our files. Registration 214666, Sep 19, 2011

1.2. Statement of the measurement uncertainty

Test Items	Measurement Uncertainty	Notes
Transmitter power conducted	0.57 dB	(1)

(1) This uncertainty represents an expanded uncertainty expressed at approximately the 95% confidence level using a coverage factor of k=1.96.

2. GENERAL INFORMATION

2.1.Environmental conditions

During the measurement the environmental conditions were within the listed ranges:

Temperature:	15~35°C
Relative Humidity:	30~60 %
Air Pressure:	950~1050mba

2.2.General Description of EUT

Name of EUT	Tablet PC
Model No.:	Y88X
Power supply:	DC 3.7V from battery
Adapter information:	Model No.:HLT-003-0502000U Input: AC 100~240V, 50/60Hz, 0.35A Output: DC5V---2000mA
WIFI :	
Supported type:	802.11b/802.11g/802.11n(H20)/802.11n(H40)
Modulation:	802.11b: DSSS 802.11g/802.11n(H20)/802.11n(H40):OFDM
Operation frequency:	802.11b/802.11g/802.11n(H20): 2412MHz~2462MHz 802.11n(H40): 2422MHz~2452MHz
Channel number:	802.11b/802.11g/802.11n(H20): 11 802.11n(H40): 7
Channel separation:	5MHz
Antenna type:	Monopole Antenna
Antenna gain:	-1 dBi

Note: For a more detailed features description, please refer to the manufacturer's specifications or the User's Manual.

3. Method of measurement

Applicable Standard

According to §1.1307(b)(1), systems operating under the provisions of this section shall be operated in a manner that ensures that the public is not exposed to radio frequency energy level in excess of the Commission's guidelines.

According to §RSS-102, Devices that have a radiating element normally operating at separation distances greater than 20 cm between the user and the device shall undergo an RF exposure evaluation. SAR evaluation may be performed in lieu of an RF exposure evaluation for devices operating below 6 GHz with a separation distance of greater than 20 cm between the user and the device.

According to §1.1310, KDB447498 and §2.1093 RF exposure is required.

OET Bulletin 65 Supplement C [June 2001]: Evaluating Compliance with FCC Guidelines for Human Exposure to Radio frequency Electromagnetic Fields

Limit

According to KDB447498 D01 General RF Exposure Guidance v05r02 Appendix A: SAR Test Exclusion Thresholds for 100 MHz – 6 GHz and ≤ 50 mm, Approximate SAR Test Exclusion Power Thresholds at Selected Frequencies and Test Separation Distances are illustrated in the following Table.

MHz	5	10	15	20	25	mm
150	39	77	116	155	194	SAR Test Exclusion Threshold (mW)
300	27	55	82	110	137	
450	22	45	67	89	112	
835	16	33	49	66	82	
900	16	32	47	63	79	
1500	12	24	37	49	61	
1900	11	22	33	44	54	
2450	10	19	29	38	48	
3600	8	16	24	32	40	
5200	7	13	20	26	33	
5400	6	13	19	26	32	
5800	6	12	19	25	31	

RF Exposure Evaluation

From the peak EUT RF output power and power drift from Tune-up Procedure provide by manufacturer as following states:

Manufacturing tolerance

WIFI

802.11b			
Test Channel	Channel 01	Chanel 06	Channel 11
Target (dBm)	9.00	9.00	9.00
Tolerance ±(dB)	0.50	0.50	0.50
802.11g			
Target (dBm)	8.50	8.50	8.50
Tolerance ±(dB)	0.50	0.50	0.50
802.11n(HT20)			
Target (dBm)	8.50	8.50	8.50
Tolerance ±(dB)	0.50	0.50	0.50
802.11n(HT40)			
Target (dBm)	8.50	8.50	8.50
Tolerance ±(dB)	0.50	0.50	0.50

Evaluation Results

For 802.11b

Test Frequency (MHz)	Output Power (dBm)	Output Power including Power Drift (dBm)	Output Power including Power Drift (mW)	SAR Test Exclusion Threshold (mW)	Verdict
2412	9.09	9.50	8.91	10.00	PASS
2437	9.18	9.50	8.91	10.00	PASS
2462	9.27	9.50	8.91	10.00	PASS

For 802.11g

Test Frequency (MHz)	Output Power (dBm)	Output Power including Power Drift (dBm)	Output Power including Power Drift (mW)	SAR Test Exclusion Threshold (mW)	Verdict
2412	8.56	9.00	7.94	10.00	PASS
2437	8.78	9.00	7.94	10.00	PASS
2462	8.81	9.00	7.94	10.00	PASS

For 802.11n (HT20)

Test Frequency (MHz)	Output Power (dBm)	Output Power including Power Drift (dBm)	Output Power including Power Drift (mW)	SAR Test Exclusion Threshold (mW)	Verdict
2412	8.30	9.00	7.94	10.00	PASS
2437	8.67	9.00	7.94	10.00	PASS
2462	8.80	9.00	7.94	10.00	PASS



For 802.11n (HT40)

Test Frequency (MHz)	Output Power (dBm)	Output Power including Power Drift (dBm)	Output Power including Power Drift (mW)	SAR Test Exclusion Threshold (mW)	Verdict
2422	8.03	9.00	7.94	10.00	PASS
2437	7.95	9.00	7.94	10.00	PASS
2452	8.05	9.00	7.94	10.00	PASS

Conclusion

The measurement results comply with the FCC Limit per 47 CFR 2.1093 for the uncontrolled RF Exposure and SAR Exclusion Threshold per KDB 447498 v05r02.

*******THE END*******