





Front View




**Bottom Face, Test Separation 0 cm**





**Bottom - Slant of Edge1, Test Separation 0 cm**




**Bottom - Slant of Edge2, Test Separation 0 cm**





**Bottom - Slant of Edge 2, Test Separation 1.3 cm**




**Bottom - Slant of Edge 4, Test Separation 0 cm**




**Edge 1, Test Separation 0 cm**




**Edge 2, Test Separation 0 cm**




**Edge 2, Test Separation 1.1 cm**



**Edge 3, Test Separation 0 cm**



**Edge 4, Test Separation 0 cm**



The additional separation introduced by such protrusions between the outer housing on a flat phantom is < 5 mm