





Front View




Bottom Face, Test Separation 0 cm





Bottom - Slant of Edge1, Test Separation 0 cm




Bottom - Slant of Edge2, Test Separation 0 cm





Bottom - Slant of Edge 2, Test Separation 1.3 cm




Bottom - Slant of Edge 4, Test Separation 0 cm




Edge 1, Test Separation 0 cm




Edge 2, Test Separation 0 cm




Edge 2, Test Separation 1.1 cm



Edge 3, Test Separation 0 cm



Edge 4, Test Separation 0 cm



The additional separation introduced by such protrusions between the outer housing on a flat phantom is < 5 mm