


## **B. PHOTOGRAPHS OF EMISSION SET-UP**

**B.1 Radiated Spurious Emissions below 1 GHz**




Front




Rear

Note : Maintaining 10cm spacing between all the equipment cabinets.

## B.2 Radiated Spurious Emissions above 1 GHz




Front



Rear

Note : Maintaining 10cm spacing between all the equipment cabinets.


### B.3 AC Conducted Emissions




Note : Maintaining 10cm spacing between all the equipment cabinets.

## **C. PHOTOGRAPHS OF EUT Axis**


**C.1 EUT Axis**



X



Y



Z