



## 11. SETUP PHOTOS

### ANTENNA PORT AND AC LINE CONDUCTED SETUP




**RF ANTENNA PORT CONDUCTED**



**AC LINE CONDUCTED (FRONT)**

**AC LINE CONDUCTED (BACK)**

**RADIATED RF MEASUREMENT SETUP**



**END OF REPORT**