

EUT External Photos



Figure 1: Front view of Anchor




Figure 2: Rear view of Anchor




Figure 3: Dimensional view of Anchor




Figure 4: Dimensional view of Anchor




Figure 5: Anchor with 5dBi AIR-ANT2450V-N Antenna




Figure 6: Dimensional view of Anchor with 5dBi AIR-ANT2450V-N Antenna




Figure 7: Dimensional view of Antenna with 5dBi AIR-ANT2450V-N Antenna




Figure 8: Anchor with 5dBi and 8dBi Antennas




Figure 9: Dimensional view of 5dBi SG1015NM-2450-5dBi Antenna



Figure 10: Dimensional view of 5dBi SG1015NM-2450-5dBi Antenna



Figure 11: Dimensional view of 8dBi AIR-ANT2480V-N Omni Antenna




Figure 12: Dimensional view of 8dBi AIR-ANT2480V-N Omni Antenna



Figure 13: Dimensional view of 8dBi L-COM HGV-2409U Antenna



Figure 14: Dimensional view of 8dBi L-COM HGV-2409U Antenna




Figure 15: Dimensional view of 5dBi Laird Technologies-OD24M-5 Antenna



Figure 16: Dimensional view of Laird Technologies-OD24M-5Antenna

****End of EUT External Photos****