HEAVY DUTY DUMP TRUCK

RADIO CONTROLLED CONSTRUCTION VEHICLE

HEAVY DUTY DUMP TRUCK
RADIO CONTROLLED CONSTRUCTION VEHICLE

OPERATE A WORKING DUMP TRUCK BY REMOTE CONTROL!

AVAILABLE IN TWO FREQUENCIES FOR DUAL OPERATION

BOX CONTAINS THE FOLLOWING FREQUENCIES:
☐ 27 MHz
☐ 40 MHz

BATTERY OPERATED PLAY VEHICLE

AGES 6 AND UP

⚠ WARNING! CHOKING HAZARD - Small parts. Not suitable for children under 3 years.

BLUE HAT "OUR COMPANY"

AVAILABLE IN TWO FREQUENCIES FOR DUAL OPERATION

WINDOW DIE CUT

AGES 6+

FULL FUNCTION RC ACTION! DUMP TRUCK BED TILTS UP FOR UNLOADING

HEAVY DUTY DUMP TRUCK
RADIO CONTROLLED CONSTRUCTION VEHICLE

FULL FUNCTION WIRELESS REMOTE INCLUDED!

BATTERY INSTALLATION

This Dump requires 4 "AA" batteries (not included). The remote control unit requires two "AA" batteries (not included). When changing batteries, adult supervision is required. Use alkaline batteries for best performance.

- Using a screwdriver, remove the screw from the battery compartment door located on the underside of the vehicle to open (Fig. 1).
- Insert 4 "AA" batteries while observing the correct polarity.
- Replace the screw/battery compartment door.
- Next, remove the screw from the battery compartment door located on the underside of the remote control unit to open (Fig. 2).
- Insert 2 "AA" batteries while observing the correct polarity.
- Replace the screw/battery compartment door.
- Switch the vehicle power switch to the "ON" position (Fig. 3).
- The truck is now ready for operation.

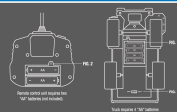

SAFETY PRECAUTIONS

- Do not operate during thunderstorms or rain.
- Avoid water, sand and some other operating your vehicle.
- Do not submerge vehicle or controller in water.
- Never operate your vehicle on the street or highway.
- Adult supervision is recommended when operating this vehicle.
- Remove all batteries when not in use to avoid accidental operation.
- Never operate your vehicle in a confined or crowded area, and do not use people or animals as obstacle.
- Do not run your vehicle into furniture, objects or hard surfaces, as this will cause damage to both the objects and the vehicle.
- Keep fingers, hair and loose clothing away from the tires, gears and motor while the vehicle is switched to "ON".
- Do not place your vehicle in direct sunlight or under direct sunlight for long periods of time.
- Do not leave vehicle or controller outside overnight. Dampness is harmful to interior components.

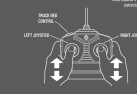

OPERATING CONTROLS

- Push both levers up to move forward
- Pull both levers down to move backwards
- Pull left lever to move left
- Push right lever to move left
- Press top left button to raise/lower truck bed

NOTE: This equipment has been tested and found to comply with the limits for a Class B digital device, pursuant to Part 15 of the FCC Rules. These limits are designed to provide reasonable protection against harmful interference in a residential installation. This equipment generates, uses, and can radiate radio frequency energy and if not installed and used in accordance with the instructions, may cause harmful interference to radio communications.

However, there is no guarantee that interference will not occur in a particular installation. If this equipment does cause harmful interference to radio or television reception, which can be determined by turning the equipment off and on, the user is encouraged to try to correct the interference by one or more of the following measures:

- Reorient or relocate the receiving antenna.
- Increase the separation between the equipment and receiver.
- Connect the equipment into an outlet on a circuit different from that to which the receiver is connected.
- Consult the dealer or an experienced radio/TV technician for help.

FC This device complies with Part 15 of the FCC Rules. Operation is subject to the following two conditions: (1) this device may not cause harmful interference, and (2) this device must accept any interference received, including interference that may cause undesired operation.

WARNING: Changes or modifications not expressly approved by the party responsible for compliance could void the user's authority to operate the equipment.

BATTERY WARNING:

- Do not mix alkaline and rechargeable batteries.
- Do not mix old and new batteries.
- Do not charge non-rechargeable batteries, or rechargeable batteries unless they are specifically designed to be charged under adult supervision.
- Remove batteries when not in use. Remove or discard all dead batteries immediately.
- Never short circuit the terminals of a battery or battery pack.
- Never dispose of batteries in fire. Batteries may explode or leak.
- Always use batteries of the same or equivalent type and size.
- Always use batteries with leakage-impedable materials when solid-substances.

STOP! THE PACKAGE FOR REFERENCE AS IT CONTAINS IMPORTANT INFORMATION.

The artwork and designs of this package are protected by US copyright law and may not be reproduced, distributed, displayed, performed and/or used in any manner without the written permission. Trademarked trade names and logos are property of their respective owners.

2903006 (32229)

Made in China

HEAVY DUTY DUMP TRUCK
Part No. 2903006 (32229) | U.S. Patent Pending

©2012 Manufacturer, LLC. Blue Hat Toy Company and all related images are trademarks of Manufacturer, LLC. All rights reserved.

Distributed by Manufacturer, LLC, Irvine, CA 92614.
For technical support, please call 1-800-210-2754.