

Appendix A: Test Setup Photos




Figure 164: Radiated Emissions: 30 MHz – 1 GHz Measurement Setup




Figure 165: Conducted Emissions: AC Power Line Measurement Setup




Figure 166: Conducted Emissions: Telecom Measurement Setup




Figure 167: Radiated Emissions: 1 GHz – 18 GHz Measurement Setup




Figure 168: RF Conducted Measurement Setup



Figure 169: Frequency stability with respect to temperature test setup